

Injector Connections

(Selected Products)



DELPHI



Summary

- 2 way connections
 - Multec 1
 - Multec 2
- 2 way connections
 - EV6
 - EV6-USCAR
- 2 way connector
 - Diesel Injector
- Typical terminals and single wire seals



We have made every effort to ensure that the information contained in this document is accurate; however, changes are often made to update our specifications, part numbers, or introduce new product families. An application or sales engineer can help to determine which product best suits your application guidelines. Our global engineering, manufacturing network, and distribution capabilities are available to help you select the most suitable product.

We recommend that you use this catalog as a guide only. For additional part numbers and specifications contact your sales account manager or call your regional support representative at the number listed on the back cover.

Specifications subject to change without notice.

2 way connections

Multec 1

Fig	Part number	Description	Color
1	12131678	2 way connector 2.8 sealed	black
2	12147192	TPA with conduit fixing straight AD10 for fig 1	black
3	15327798	TPA with conduit fixing 90° AD10 for fig 1	black
4	15364309	2 way connector 2.8 sealed	black

12131678



1

12147192



2

15327798



3

Assembled condition



Assembled condition



15364309



4

Assembled condition



Typical terminal DS 2.8



Typical single wire seal



Mating view




2 way connections

Multec 2


Fig	Part number	Description	Color
1	15326181	2 way connector MIC/P sealed	black
2	15411634	2 way connector MIC/P sealed	grey
3	15305083	TPA for 2 way connector fig 1&2	grey
4	15326096	CPA for 2 way connector fig 1&2	blue

15326181




1

15411634




2

15305083




3

Assembled condition




15326096




4


Assembled condition




Typical terminal
Micro Pack




Typical single wire seal



Mating view



Mating view



2 way connections

EV6

Fig	Part number	Description	Color
1	15305086	2 way connector MP 150 female sealed	black
2	15326238	TPA 2 way connector fig 1	blue
3	13614626	ASM 2 way connector CTS 1.5 female sealed with CPA	grey
4	15423278	TPA for 2 way connector fig 3	blue
5	15423276	CPA for 2 way connector fig 3 - optional	green



2 way connections EV6-USCAR

Fig	Part number	Description	Color
1	15497399	2 way connector GT 150 female sealed	black
2	15419715	2 way connector GT 150 female sealed	grey
3	15423278	TPA for 2 way connector fig 1	blue
4	15423276	CPA for 2 way connector fig 1 - optional	green

15497399



1

15419715



2

15423278



3

Assembled condition



15423276



4

Assembled condition



Typical terminal GT 150



Typical single wire seal



Mating view



2 way connector Diesel Injector

Fig	Part number	Description	Color
1	13577726	2 way connector DSQ 1.5 female sealed	black

13577726



4



Assembled condition



Mating view



Mating view



Typical terminal DSQ 1.5



Typical single wire seal



Assembled condition



Typical terminals and single wire seals


Fig		Part number	Cable range (mm ²)	Seal cavity ø mm
DS 2.8				
	Terminal	12162548	0.5 – 1.0	5.2
	Terminal	10718184	1.5 – 2.5	5.2
	Seal	15339967		
	Seal	15339838		
MIC/P	Micro Pack			
	Terminal	15305174	0.35 – 0.5	4.0
	Seal	12191226		
MP 150	Metri Pack 150 tangless			
	Terminal	12176637	0.35 – 0.5	4.8
	Seal	12176807		
CTS 1.5				
	Terminal	13611693	0.5 – 1.0	3.6
	Seal	15327918		
DSQ 1.5				
	Terminal	13549583	0.75	3.6
	Seal	15327918		
GT 150	Global Terminal			
	Terminal	12191818	0.35 – 0.5	4.0
	Terminal	12191819	0.75 – 1.0	4.0
	Seal	15366021		
	Seal	15366060		

*Delphi has decades of connector
expertise. We've developed many
industry firsts. We design components
to help improve overall product
performance. And we're synonymous
with quality and service.*

*We're a border-jumping, globe-spanning,
paradigm-setting team that's brimming
with the expertise and enthusiasm
to exceed your every expectation.*

Your next project deserves everything

Delphi can offer.



Automotive and Transportation Products

M/C 483.400.301
5725 Delphi Drive
Troy, Michigan 48098-2815
U.S.A.
Tel: [1] 248.813.2334
Fax: [1] 248.813.2333

Military Products

17150 Von Karman Avenue
Irvine, California 92614
U.S.A.
Tel: [1] 949.660.5701
Fax: [1] 949.660.5825

Commercial and Medical Products

19200 Asheville Highway
P.O. Box 519
Landrum, South Carolina
U.S.A.
Tel: [1] 864.457.3824
Fax: [1] 864.457.2535

Asia Pacific Regional Headquarters

31F Nomura-Buiru
1-26-2 Nishi-Shinjuku, Shinjuku
Tokyo, Japan 163-0569
Tel: [81] 3.5381.1700
Fax: [81] 3.5381.1824

European Regional Headquarters

Customer Technology Center
Delphiplatz 1
42119 Wuppertal
Germany
Tel: [49] 202.291.0
Fax: [49] 202.291.2777

South American Regional Headquarters

Av. Goiás, 1860
São Caetano do Sul
São Paulo 09550-050
Brazil
Tel: [55] 11.4234.9491
Fax: [55] 11.4234.9462

DELPHI

Driving Tomorrow's Technology

www.delphi.com/connect

Delphi Connection Systems reserves the right to improve, enhance and modify the design specifications and construction of Delphi products without prior notification. For additional product and engineering information, contact us at [1] 248.813.2334 or visit our website at www.delphi.com/connect