Miniature Circuit Breakers PLS..., PLZ...

- High selectivity between MCB and back-up fuse due to low let-through energy
- Compatible with standard busbar
- Twin-purpose terminal (lift/open-mouthed) above and below
- Busbar positioning optionally above or below
- Meets the requirements of insulation co-ordination, distance between contacts ≥ 4 mm, for secure isolation
- Suitable for applications up to 48 V DC (use PLS6-DC for higher DC voltages)
- PLS6-DC: Rated breaking capacity 6 kA according to IEC/EN 60947-2
  Rated voltage 250 V (per pole), τ = 4 ms
  Take into account polarity!

Accessories:

Auxiliary switch for subsequent installation	ZP-AHK	248436
Tripping signal contact for subsequent installation	ZP-NHK	248437
Remote control and automatic switching device	Z-FW/LP	248296
Shunt trip release	ZP-ASA/..	248438, 248439
Undervoltage release	Z-USA/..	248288-248291
Compact enclosure	KLV-TC-2	276240
	KLV-TC-4	276241
Additional terminal 35mm²	Z-HA-EK/35	263960
Anti-tamper device	HA7-SPE	750960510

Connection diagrams

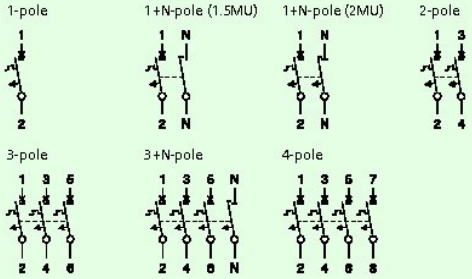

Technical Data

Electrical

Design according to	
PLSM	IEC/EN 60898
PLS6-DC	IEC/EN 60947-2
Current test marks as printed onto the device	
Rated voltage	
PLS., PLZ.	AC: 230/400V
PLS., PLZ.	DC: 48V (per pole)
PLS6-DC	DC: 250V (per pole)
Rated frequency	50/60 Hz
Rated breaking capacity according to IEC/EN 60898	
PLSM, PLZM	10 kA
PLS6, PLZ6	6 kA
PLS4, PLZ4	4.5 kA
Rated breaking capacity according to IEC/EN 60947-2	
PLS6-DC	10 kA
Characteristic	B, C, D
Back-up fuse	
PLSM	max. 125 A gL
PLS6	max. 100 A gL
PLS4	max. 80 A gL
Selectivity class	3
Endurance	≥ 8,000 operating cycles
Line voltage connection	optional (above/below)

Mechanical

Frame size	45 mm
Device height	80 mm
Device width	17.5 mm per pole (1MU) 26.3 mm: device 1P+N (1.5MU)
Mounting	quick fastening with 3 lock-in positions on DIN rail EN 50022
Degree of protection	IP20
Upper and lower terminals	open mouthed/lift terminals
Terminal protection	finger and hand touch safe, BGV A3, ÖVE-EN 6
Terminal capacity (1p+N, 1.5MU)	1-25 mm² 1-25 mm² / 1-2x10 mm² (N)
Terminal fastening torque (1p+N, 1.5MU)	2-2.4 Nm 2-2.4 Nm / 1,2-1,5 Nm (N)
Busbar thickness	0.8 - 2 mm (except N 0.5 MU)
Mounting	independent of position

Dimensions (mm)

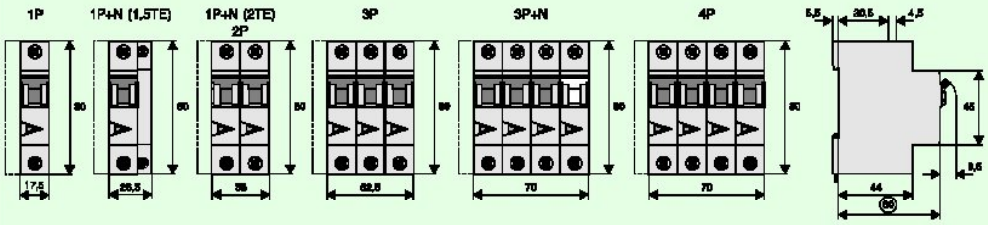

MOELLER

Tripping Characteristics (IEC/EN 60898)

Tripping characteristic B

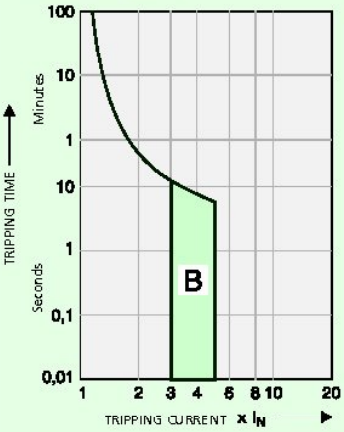

Tripping characteristic C

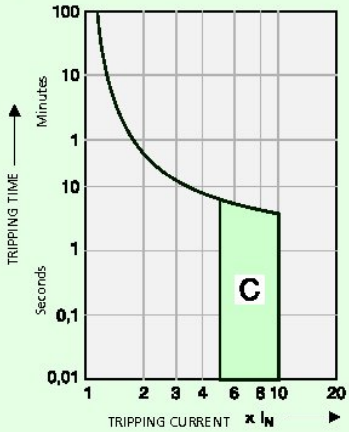

Tripping characteristic D

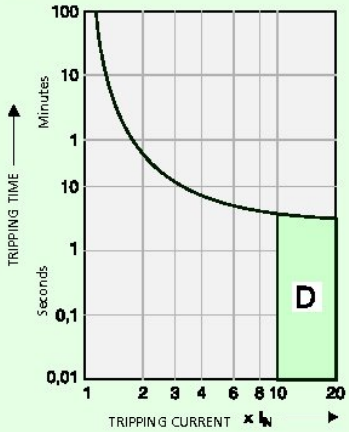

Quick-acting (B), slow (C), very slow (D)

Effect of the Ambient Temperature on Thermal Tripping Behaviour

Adjusted rated current values according to the ambient temperature

	Ambient temperature T [°C]												
I_n [A]	-25	-20	-10	0	10	20	30	35	40	45	50	55	60
0.16	0.20	0.19	0.19	0.18	0.17	0.17	0.16	0.16	0.15	0.15	0.15	0.14	0.14
0.25	0.31	0.30	0.29	0.28	0.27	0.26	0.25	0.25	0.24	0.24	0.23	0.23	0.22
0.5	0.61	0.60	0.58	0.56	0.54	0.52	0.50	0.49	0.48	0.47	0.46	0.45	0.44
0.75	0.92	0.90	0.87	0.84	0.81	0.78	0.75	0.74	0.73	0.71	0.69	0.68	0.66
1	1.2	1.2	1.2	1.1	1.1	1.0	1.0	0.99	0.97	0.95	0.93	0.90	0.89
1.5	1.8	1.8	1.7	1.7	1.6	1.6	1.5	1.5	1.5	1.4	1.4	1.4	1.3
1.6	2.0	1.9	1.9	1.8	1.7	1.7	1.6	1.6	1.5	1.5	1.5	1.4	1.4
2	2.4	2.4	2.3	2.2	2.2	2.1	2.0	2.0	1.9	1.9	1.9	1.8	1.8
2.5	3.1	3.0	2.9	2.8	2.7	2.6	2.5	2.5	2.4	2.4	2.3	2.3	2.2
3	3.7	3.6	3.5	3.4	3.3	3.1	3.0	3.0	2.9	2.8	2.8	2.7	2.7
3.5	4.3	4.2	4.1	3.9	3.8	3.7	3.5	3.4	3.4	3.3	3.2	3.2	3.1
4	4.9	4.8	4.7	4.5	4.3	4.2	4.0	3.9	3.9	3.8	3.7	3.6	3.5
5	6.1	6.0	5.8	5.6	5.4	5.2	5.0	4.8	4.8	4.7	4.6	4.5	4.4
6	7.3	7.2	7.0	6.7	6.5	6.3	6.0	5.9	5.8	5.7	5.6	5.4	5.3
8	9.8	9.6	9.3	9.0	8.7	8.4	8.0	7.9	7.7	7.6	7.4	7.2	7.1
10	12	12	12	11	11	10	10	9.9	9.7	9.5	9.3	9.0	8.9
12	15	14	14	13	13	13	12	12	12	11	11	11	11
13	16	16	15	15	14	14	13	13	13	12	12	12	12
16	18	18	17	17	16	16	15	15	15	14	14	14	13
16	20	19	19	18	17	17	16	16	15	15	15	14	14
20	24	24	23	22	22	21	20	20	19	19	19	18	18
25	31	30	29	28	27	26	25	25	24	24	23	23	22
32	39	38	37	36	35	33	32	32	31	30	30	29	28
40	49	48	47	45	43	42	40	39	39	38	37	36	35
50	61	60	58	56	54	52	50	49	48	47	46	45	44
63	77	76	73	71	68	66	63	62	61	60	58	57	56

Load Capacity of Series Connected Miniature Circuit Breakers

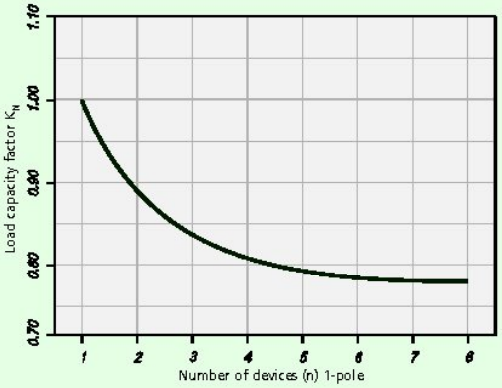

Effect of Power Frequency

Effect of power frequency on the tripping behaviour I_{MA} of the quick release

	Power frequency f [Hz]						
	$16^2/_3$	50	60	100	200	300	400
$I_{MA}(f)/I_{MA}(50Hz)$ [%]	91	100	101	106	115	134	141

Let-through Energy PLSM

Let-through energy PLSM, characteristic B, 1-pole

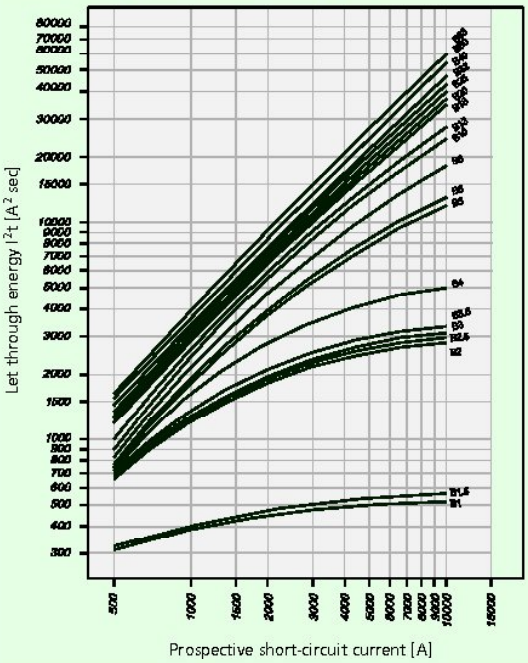

Let-through energy PLSM, characteristic C, 1-pole

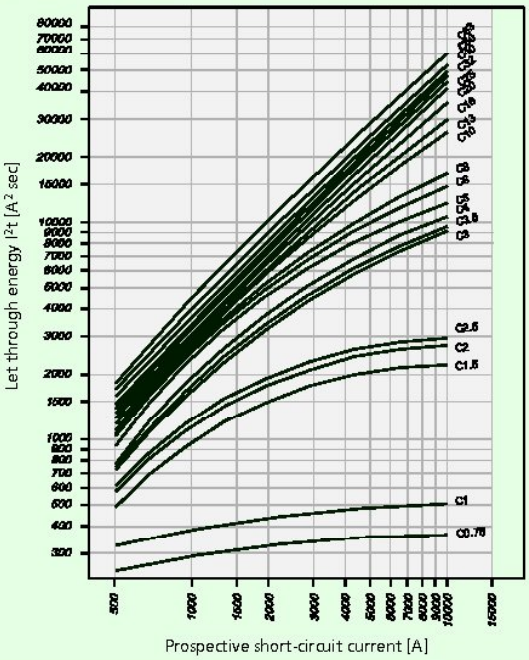

Let-through energy PLSM, characteristic D, 1-pole

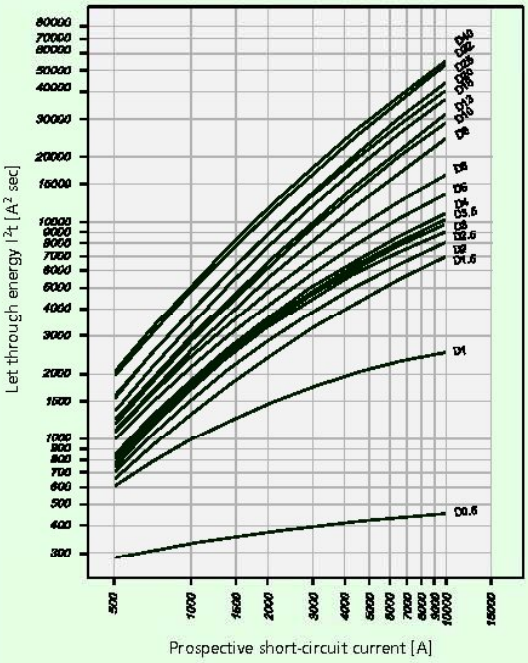

Protective Devices

Short Circuit Selectivity PLSM towards DIAZED Fuses

In case of short circuit, there is selectivity between the miniature circuit breakers PLSM and the upstream fuses up to the specified values of the selectivity limit current I_s [kA] (i. e. in case of short-circuit currents I_{ks} under I_s, only the MCB will trip, in case of short circuit currents above this value both protective devices will respond).

*) basically in accordance with EN 60898 D.5.2.b

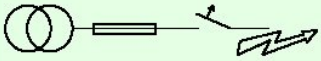

*Short circuit selectivity **characteristic B** towards fuse link **DIAZED** *)*

PLSM	DIAZED DII-DIV gL/gG								
I_n [A]	10	16	20	25	35	50	63	80	100
1.0	<0.5[1]	1.2	10.0[2]	10.0[2]	10.0[2]	10.0[2]	10.0[2]	10.0[2]	10.0[2]
1.5	<0.5[1]	1.0	10.0[2]	10.0[2]	10.0[2]	10.0[2]	10.0[2]	10.0[2]	10.0[2]
2.0	<0.5[1]	<0.5[1]	0.8	1.6	10.0[2]	10.0[2]	10.0[2]	10.0[2]	10.0[2]
2.5	<0.5[1]	<0.5[1]	0.8	1.5	10.0[2]	10.0[2]	10.0[2]	10.0[2]	10.0[2]
3.0	<0.5[1]	<0.5[1]	0.8	1.4	10.0[2]	10.0[2]	10.0[2]	10.0[2]	10.0[2]
3.5	<0.5[1]	<0.5[1]	0.7	1.3	10.0[2]	10.0[2]	10.0[2]	10.0[2]	10.0[2]
4	<0.5[1]	<0.5[1]	0.6	1.0	3.6	10.0[2]	10.0[2]	10.0[2]	10.0[2]
5	<0.5[1]	<0.5[1]	0.6	0.9	2.0	3.5	8.5	10.0[2]	10.0[2]
6		<0.5[1]	0.6	0.9	1.8	3.2	7.4	10.0[2]	10.0[2]
8		<0.5[1]	0.5	0.8	1.6	2.6	5.2	8.3	10.0[2]
10			0.5	0.8	1.4	2.2	3.9	6.0	10.0[2]
13			0.5	0.7	1.3	2.0	3.6	5.4	10.0[2]
16				0.6	1.2	1.9	3.2	4.6	8.4
20					1.2	1.8	3.1	4.4	7.8
25					1.2	1.8	3.0	4.2	7.3
32						1.7	2.8	3.9	6.8
40							2.7	3.8	6.5
50							2.5	3.5	5.7
63									5.3

*Short circuit selectivity **characteristic C** towards fuse link **DIAZED** *)*

PLSM	DIAZED DII-DIV gL/gG								
I_n [A]	10	16	20	25	35	50	63	80	100
0.75	1.0	10.0[2]	10.0[2]	10.0[2]	10.0[2]	10.0[2]	10.0[2]	10.0[2]	10.0[2]
1.0	<0.5[1]	1.2	10.0[2]	10.0[2]	10.0[2]	10.0[2]	10.0[2]	10.0[2]	10.0[2]
1.5	<0.5[1]	<0.5[1]	1.0	2.2	10.0[2]	10.0[2]	10.0[2]	10.0[2]	10.0[2]
2.0	<0.5[1]	<0.5[1]	0.8	1.6	10.0[2]	10.0[2]	10.0[2]	10.0[2]	10.0[2]
2.5	<0.5[1]	<0.5[1]	0.8	1.4	10.0[2]	10.0[2]	10.0[2]	10.0[2]	10.0[2]
3.0	<0.5[1]	<0.5[1]	0.8	0.9	10.0[2]	10.0[2]	10.0[2]	10.0[2]	10.0[2]
3.5	<0.5[1]	<0.5[1]	0.6	0.9	2.2	4.5	10.0[2]	10.0[2]	10.0[2]
4	<0.5[1]	<0.5[1]	0.6	0.8	1.8	3.6	9.7	10.0[2]	10.0[2]
5	<0.5[1]	<0.5[1]	0.6	0.7	1.5	2.7	7.3	10.0[2]	10.0[2]
6		<0.5[1]	0.5	0.6	1.4	2.4	5.5	10.0[2]	10.0[2]
8		<0.5[1]	<0.5[1]	0.6	1.3	2.2	4.7	8.7	10.0[2]
10			<0.5[1]	0.6	1.3	2.0	3.6	5.4	10.0[2]
13					1.3	1.9	3.3	5.0	9.4
16					1.2	1.8	3.2	4.4	8.0
20					1.2	1.8	3.1	4.1	7.0
25						1.7	2.8	3.8	6.5
32							2.7	3.7	6.2
40								3.5	5.9
50									5.5
63									

*Short circuit selectivity **characteristic D** towards fuse link **DIAZED** *)*

PLSM	DIAZED DII-DIV gL/gG								
I_n [A]	10	16	20	25	35	50	63	80	100
0.5	0.5	3.0	10.0[2]	10.0[2]	10.0[2]	10.0[2]	10.0[2]	10.0[2]	10.0[2]
1.0	<0.5[1]	<0.5[1]	1.0	2.4	10.0[2]	10.0[2]	10.0[2]	10.0[2]	10.0[2]
1.5	<0.5[1]	<0.5[1]	0.7	1.2	3.5	7.7	10.0[2]	10.0[2]	10.0[2]
2.0	<0.5[1]	<0.5[1]	0.6	1.0	2.8	5.8	10.0[2]	10.0[2]	10.0[2]
2.5	<0.5[1]	<0.5[1]	0.6	1.4	2.3	4.6	10.0[2]	10.0[2]	10.0[2]
3.0	<0.5[1]	<0.5[1]	0.6	0.9	2.3	4.3	10.0[2]	10.0[2]	10.0[2]
3.5	<0.5[1]	<0.5[1]	0.6	0.9	2.1	4.0	10.0[2]	10.0[2]	10.0[2]
4		<0.5[1]	0.6	0.9	2.0	3.8	9.5	10.0[2]	10.0[2]
5		<0.5[1]	0.5	0.7	1.7	3.1	7.0	10.0[2]	10.0[2]
6			0.5	0.7	1.5	2.6	5.3	9.1	10.0[2]
8			<0.5[1]	0.7	1.4	2.2	3.9	6.0	10.0[2]
10				0.7	1.2	1.9	3.4	5.0	9.5
13					1.2	1.8	3.2	4.6	8.6
16						1.6	2.7	4.0	7.4
20						1.5	2.5	3.5	6.7
25							2.4	3.4	6.2
32								2.8	5.0
40									4.8

[1] Selectivity limit current I_s under 0.5 kA

[2] Selectivity limit current I_s = rated breaking capacity I_{cn} of the MCB

no selectivity

Short Circuit Selectivity PLSM towards NEOZED Fuses

In case of short circuit, there is selectivity between the miniature circuit breakers PLSM and the upstream fuses up to the specified values of the selectivity limit current I_s [kA] (i. e. in case of short-circuit currents I_{ks} under I_s, only the MCB will trip, in case of short circuit currents above this value both protective devices will respond).

*) basically in accordance with EN 60898 D.5.2.b

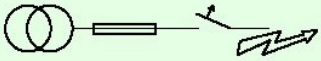

*Short circuit selectivity **characteristic B** towards fuse link **NEOZED***)*

PLSM	NEOZED D01-D03 gL/gG								
I_n [A]	10	16	20	25	35	50	63	80	100
1.0	<0.5[1]	10.0[2]	10.0[2]	10.0[2]	10.0[2]	10.0[2]	10.0[2]	10.0[2]	10.0[2]
1.5	<0.5[1]	4.1	10.0[2]	10.0[2]	10.0[2]	10.0[2]	10.0[2]	10.0[2]	10.0[2]
2.0	<0.5[1]	<0.5[1]	0.6	1.0	10.0[2]	10.0[2]	10.0[2]	10.0[2]	10.0[2]
2.5	<0.5[1]	<0.5[1]	0.6	1.0	10.0[2]	10.0[2]	10.0[2]	10.0[2]	10.0[2]
3.0	<0.5[1]	<0.5[1]	0.5	1.0	10.0[2]	10.0[2]	10.0[2]	10.0[2]	10.0[2]
3.5	<0.5[1]	<0.5[1]	0.5	0.9	7.0	10.0[2]	10.0[2]	10.0[2]	10.0[2]
4	<0.5[1]	<0.5[1]	0.5	0.9	2.5	10.0[2]	10.0[2]	10.0[2]	10.0[2]
5		<0.5[1]	0.5	0.8	1.7	4.0	7.0	10.0[2]	10.0[2]
6		<0.5[1]	0.5	0.8	1.6	3.6	6.0	10.0[2]	10.0[2]
8			0.5	0.8	1.4	2.8	4.3	8.2	10.0[2]
10			0.5	0.7	1.3	2.4	3.4	6.0	10.0[2]
13			<0.5[1]	0.7	1.2	2.3	3.2	5.3	10.0[2]
16				0.6	1.1	2.2	2.9	4.6	10.0
20					1.1	2.1	2.8	4.4	9.3
25					1.1	2.0	2.7	4.2	8.7
32						2.0	2.6	4.0	8.0
40							2.5	3.8	7.5
50							2.3	3.4	6.7
63									6.2

*Short circuit selectivity **characteristic C** towards fuse link **NEOZED***)*

PLSM	NEOZED D01-D03 gL/gG								
I_n [A]	10	16	20	25	35	50	63	80	100
0.75	<0.5[1]	10.0[2]	10.0[2]	10.0[2]	10.0[2]	10.0[2]	10.0[2]	10.0[2]	10.0[2]
1.0	<0.5[1]	10.0[2]	10.0[2]	10.0[2]	10.0[2]	10.0[2]	10.0[2]	10.0[2]	10.0[2]
1.5	<0.5[1]	0.5	0.6	0.9	10.0[2]	10.0[2]	10.0[2]	10.0[2]	10.0[2]
2.0	<0.5[1]	<0.5[1]	0.5	0.7	10.0[2]	10.0[2]	10.0[2]	10.0[2]	10.0[2]
2.5	<0.5[1]	<0.5[1]	0.5	0.7	10.0[2]	10.0[2]	10.0[2]	10.0[2]	10.0[2]
3.0	<0.5[1]	<0.5[1]	<0.5[1]	0.6	1.9	5.2	10.0[2]	10.0[2]	10.0[2]
3.5	<0.5[1]	<0.5[1]	<0.5[1]	0.6	1.8	4.7	9.5	10.0[2]	10.0[2]
4	<0.5[1]	<0.5[1]	<0.5[1]	0.6	1.6	4.0	7.6	10.0[2]	10.0[2]
5		<0.5[1]	<0.5[1]	0.5	1.3	3.1	5.7	10.0[2]	10.0[2]
6		<0.5[1]	<0.5[1]	<0.5[1]	1.2	2.7	4.5	10.0[2]	10.0[2]
8		<0.5[1]	<0.5[1]	<0.5[1]	1.2	2.5	4.0	8.6	10.0[2]
10			<0.5[1]	<0.5[1]	1.2	2.3	3.1	5.4	10.0[2]
13					1.1	2.2	3.0	4.9	10.0[2]
16					1.1	2.1	2.8	4.4	9.5
20					1.0	2.0	2.6	4.0	8.3
25						1.9	2.5	3.8	7.8
32							2.5	3.7	7.3
40								3.5	7.0
50									6.5
63									

*Short circuit selectivity **characteristic D** towards fuse link **NEOZED***)*

PLSM	NEOZED D01-D03 gL/gG								
I_n [A]	10	16	20	25	35	50	63	80	100
0.5	<0.5[1]	10.0[2]	10.0[2]	10.0[2]	10.0[2]	10.0[2]	10.0[2]	10.0[2]	10.0[2]
1.0	<0.5[1]	<0.5[1]	0.7	1.3	10.0[2]	10.0[2]	10.0[2]	10.0[2]	10.0[2]
1.5	<0.5[1]	<0.5[1]	0.6	0.9	2.8	9.0	10.0[2]	10.0[2]	10.0[2]
2.0	<0.5[1]	<0.5[1]	0.6	0.8	2.2	6.7	10.0[2]	10.0[2]	10.0[2]
2.5	<0.5[1]	<0.5[1]	0.5	0.7	1.9	5.4	10.0[2]	10.0[2]	10.0[2]
3.0	<0.5[1]	<0.5[1]	0.5	0.7	1.8	4.8	9.3	10.0[2]	10.0[2]
3.5	<0.5[1]	<0.5[1]	0.5	0.7	1.7	4.7	8.6	10.0[2]	10.0[2]
4		<0.5[1]	0.5	0.7	1.7	4.6	7.7	10.0[2]	10.0[2]
5		<0.5[1]	<0.5[1]	0.6	1.5	3.5	5.8	10.0[2]	10.0[2]
6			<0.5[1]	0.5	1.3	2.9	4.5	9.0	10.0[2]
8			<0.5[1]	0.5	1.2	2.4	3.5	6.0	10.0[2]
10				0.5	1.1	2.2	3.0	5.0	10.0[2]
13					1.1	2.1	2.9	4.6	10.0[2]
16						1.9	2.6	3.9	9.0
20						1.7	2.3	3.5	8.0
25							2.2	3.4	7.5
32								2.9	6.0
40									5.7

[1] Selectivity limit current I_s under 0.5 kA

[2] Selectivity limit current I_s = rated breaking capacity I_{cn} of the MCB

no selectivity

Short Circuit Selectivity PLSM towards NH-00 Fuses

In case of short circuit, there is selectivity between the miniature circuit breakers PLSM and the upstream fuses up to the specified values of the selectivity limit current I_s [kA] (i. e. in case of short-circuit currents I_{ks} under I_s, only the MCB will trip, in case of short circuit currents above this value both protective devices will respond).

*) basically in accordance with EN 60898 D.5.2.b

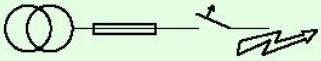

*Short circuit selectivity **characteristic B** towards fuse link **NH-00***)*

PLSM	NH-00 gL/gG											
I_n [A]	16	20	25	32	35	40	50	63	80	100	125	160
1.0	0.9	10.0[2]	10.0[2]	10.0[2]	10.0[2]	10.0[2]	10.0[2]	10.0[2]	10.0[2]	10.0[2]	10.0[2]	10.0[2]
1.5	0.8	10.0[2]	10.0[2]	10.0[2]	10.0[2]	10.0[2]	10.0[2]	10.0[2]	10.0[2]	10.0[2]	10.0[2]	10.0[2]
2.0	<0.5[1]	0.5	1.0	2.5	10.0[2]	10.0[2]	10.0[2]	10.0[2]	10.0[2]	10.0[2]	10.0[2]	10.0[2]
2.5	<0.5[1]	0.5	1.0	2.3	10.0[2]	10.0[2]	10.0[2]	10.0[2]	10.0[2]	10.0[2]	10.0[2]	10.0[2]
3.0	<0.5[1]	0.5	0.9	2.1	8.0	10.0[2]	10.0[2]	10.0[2]	10.0[2]	10.0[2]	10.0[2]	10.0[2]
3.5	<0.5[1]	0.5	0.9	1.8	5.5	10.0[2]	10.0[2]	10.0[2]	10.0[2]	10.0[2]	10.0[2]	10.0[2]
4	<0.5[1]	<0.5[1]	0.8	1.3	2.3	4.3	10.0[2]	10.0[2]	10.0[2]	10.0[2]	10.0[2]	10.0[2]
5	<0.5[1]	<0.5[1]	0.7	1.1	1.6	2.2	3.6	4.8	8.9	10.0[2]	10.0[2]	10.0[2]
6	<0.5[1]	<0.5[1]	0.7	1.1	1.5	2.0	3.3	4.3	7.6	10.0[2]	10.0[2]	10.0[2]
8	<0.5[1]	<0.5[1]	0.6	1.0	1.3	1.7	2.6	3.3	5.2	10.0[2]	10.0[2]	10.0[2]
10		<0.5[1]	0.6	0.9	1.2	1.5	2.2	2.7	4.0	9.0	10.0[2]	10.0[2]
13		<0.5[1]	0.6	0.8	1.1	1.4	2.1	2.6	3.8	7.9	10.0[2]	10.0[2]
16			0.5	0.7	1.0	1.3	1.9	2.4	3.4	6.4	9.3	10.0[2]
20				0.7	1.0	1.3	1.9	2.4	3.3	6.0	8.7	10.0[2]
25				0.7	1.0	1.3	1.8	2.3	3.2	5.7	8.0	10.0[2]
32					0.9	1.2	1.7	2.2	3.1	5.4	7.6	10.0[2]
40								2.1	3.0	5.1	7.2	10.0[2]
50								1.9	2.8	4.7	6.6	9.5
63										4.4	6.3	8.6

*Short circuit selectivity **characteristic C** towards fuse link **NH-00***)*

PLSM	NH-00 gL/gG											
I_n [A]	16	20	25	32	35	40	50	63	80	100	125	160
0.75	10.0[2]	10.0[2]	10.0[2]	10.0[2]	10.0[2]	10.0[2]	10.0[2]	10.0[2]	10.0[2]	10.0[2]	10.0[2]	10.0[2]
1.0	0.9	10.0[2]	10.0[2]	10.0[2]	10.0[2]	10.0[2]	10.0[2]	10.0[2]	10.0[2]	10.0[2]	10.0[2]	10.0[2]
1.5	<0.5[1]	0.6	1.3	4.2	10.0[2]	10.0[2]	10.0[2]	10.0[2]	10.0[2]	10.0[2]	10.0[2]	10.0[2]
2.0	<0.5[1]	0.6	1.0	2.5	10.0[2]	10.0[2]	10.0[2]	10.0[2]	10.0[2]	10.0[2]	10.0[2]	10.0[2]
2.5	<0.5[1]	0.5	1.0	2.1	10.0[2]	10.0[2]	10.0[2]	10.0[2]	10.0[2]	10.0[2]	10.0[2]	10.0[2]
3.0	<0.5[1]	<0.5[1]	0.7	1.2	1.8	2.6	4.7	6.6	10.0[2]	10.0[2]	10.0[2]	10.0[2]
3.5	<0.5[1]	<0.5[1]	0.7	1.1	1.7	2.4	4.2	6.0	10.0[2]	10.0[2]	10.0[2]	10.0[2]
4	<0.5[1]	<0.5[1]	0.7	1.0	1.5	2.1	3.6	5.0	10.0	10.0[2]	10.0[2]	10.0[2]
5	<0.5[1]	<0.5[1]	0.6	0.8	1.2	1.7	2.8	3.8	8.7	10.0[2]	10.0[2]	10.0[2]
6	<0.5[1]	<0.5[1]	0.5	0.8	1.2	1.5	2.5	3.3	5.7	10.0[2]	10.0[2]	10.0[2]
8	<0.5[1]	<0.5[1]	0.5	0.8	1.1	1.5	2.3	2.9	4.9	10.0[2]	10.0[2]	10.0[2]
10			0.5	0.7	1.0	1.4	2.0	2.5	3.8	8.0	10.0[2]	10.0[2]
13					1.0	1.3	1.9	2.4	3.6	7.0	10.0[2]	10.0[2]
16					1.0	1.3	1.8	2.3	3.3	6.0	8.8	10.0[2]
20					1.0	1.2	1.7	2.2	3.2	5.5	7.7	10.0[2]
25							1.6	2.1	3.0	5.2	7.3	10.0[2]
32								2.1	2.9	5.0	7.0	10.0[2]
40									2.8	4.8	6.7	10.0
50										4.5	6.3	9.5
63											5.9	8.4

*Short circuit selectivity **characteristic D** towards fuse link **NH-00***)*

PLSM	NH-00 gL/gG											
I_n [A]	16	20	25	32	35	40	50	63	80	100	125	160
0.5	2.1	10.0[2]	10.0[2]	10.0[2]	10.0[2]	10.0[2]	10.0[2]	10.0[2]	10.0[2]	10.0[2]	10.0[2]	10.0[2]
1.0	<0.5[1]	0,6	1.4	4.3	10.0[2]	10.0[2]	10.0[2]	10.0[2]	10.0[2]	10.0[2]	10.0[2]	10.0[2]
1.5	<0.5[1]	<0.5[1]	0.9	1.6	2.7	4.0	8.0	10.0[2]	10.0[2]	10.0[2]	10.0[2]	10.0[2]
2.0	<0.5[1]	<0.5[1]	0.8	1.3	2.1	3.1	6.0	8.6	10.0[2]	10.0[2]	10.0[2]	10.0[2]
2.5	<0.5[1]	<0.5[1]	0.7	1.2	1.8	2.6	4.8	6.9	10.0[2]	10.0[2]	10.0[2]	10.0[2]
3.0	<0.5[1]	<0.5[1]	0.7	1.1	1.7	2.4	4.3	6.0	10.0[2]	10.0[2]	10.0[2]	10.0[2]
3.5	<0.5[1]	<0.5[1]	0.7	1.1	1.7	2.4	4.2	5.6	10.0[2]	10.0[2]	10.0[2]	10.0[2]
4	<0.5[1]	<0.5[1]	0.7	1.0	1.6	2.2	3.8	5.2	10.0	10.0[2]	10.0[2]	10.0[2]
5		<0.5[1]	0.6	0.9	1.4	1.9	3.2	4.1	7.1	10.0[2]	10.0[2]	10.0[2]
6		<0.5[1]	0.5	0.8	1.2	1.6	2.6	3.3	5.5	10.0[2]	10.0[2]	10.0[2]
8			0.5	0.8	1.1	1.5	2.2	2.7	4.1	8.7	10.0[2]	10.0[2]
10			0.5	0.7	1.0	1.3	1.9	2.5	3.6	7.2	10.0[2]	10.0[2]
13					1.0	1.3	1.9	2.3	3.4	6.5	9.5	10.0[2]
16						1.1	1.6	2.0	3.0	5.5	8.0	10.0[2]
20							1.4	1.8	2.8	5.0	7.5	10.0[2]
25								1.8	2.7	4.8	7.0	10.0[2]
32									2.4	4.1	6.2	9.3
40										4.0	6.0	9.0

[1] Selectivity limit current I_s under 0.5 kA

[2] Selectivity limit current I_s = rated breaking capacity I_{cn} of the MCB

no selectivity

Let-through Energy PLS6

Let-through energy PLS6, characteristic B, 1-pole

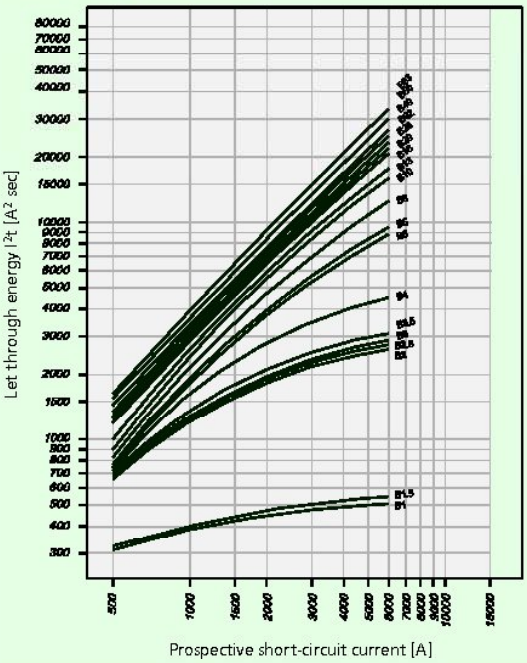

Let-through energy PLS6, characteristic C, 1-pole

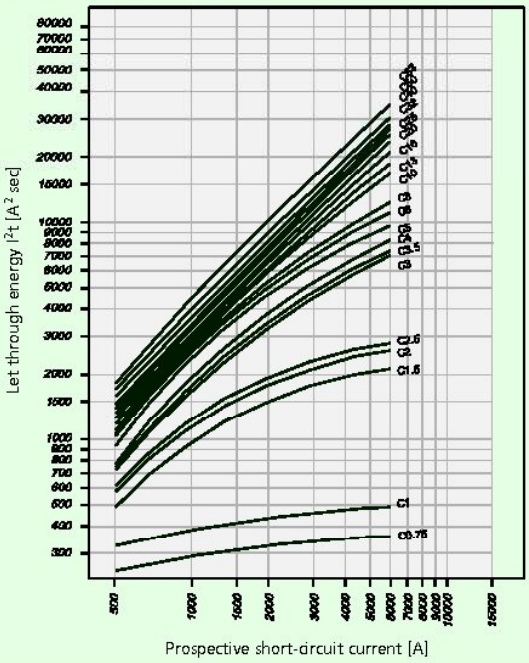

Let-through energy PLS6, characteristic D, 1-pole

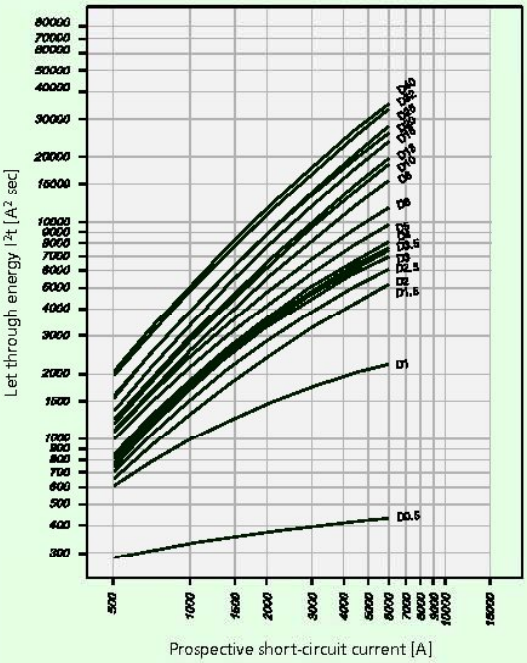

Short Circuit Selectivity PLS6 towards DIAZED Fuses

In case of short circuit, there is selectivity between the miniature circuit breakers PLS6 and the upstream fuses up to the specified values of the selectivity limit current I_s [kA] (i. e. in case of short-circuit currents I_{ks} under I_s, only the MCB will trip, in case of short circuit currents above this value both protective devices will respond).

*) basically in accordance with EN 60898 D.5.2.b

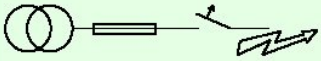

*Short circuit selectivity **characteristic B** towards fuse link **DIAZED** *)*

PLS6	DIAZED DII-DIV gL/gG								
I_n [A]	10	16	20	25	35	50	63	80	100
1.0	<0.5[1]	1.2	6.0[2]	6.0[2]	6.0[2]	6.0[2]	6.0[2]	6.0[2]	6.0[2]
1.5	<0.5[1]	1.0	6.0[2]	6.0[2]	6.0[2]	6.0[2]	6.0[2]	6.0[2]	6.0[2]
2.0	<0.5[1]	<0.5[1]	0.8	1.6	6.0[2]	6.0[2]	6.0[2]	6.0[2]	6.0[2]
2.5	<0.5[1]	<0.5[1]	0.8	1.5	6.0[2]	6.0[2]	6.0[2]	6.0[2]	6.0[2]
3.0	<0.5[1]	<0.5[1]	0.8	1.4	6.0[2]	6.0[2]	6.0[2]	6.0[2]	6.0[2]
3.5	<0.5[1]	<0.5[1]	0.7	1.3	6.0[2]	6.0[2]	6.0[2]	6.0[2]	6.0[2]
4	<0.5[1]	<0.5[1]	0.6	1.0	3.6	6.0[2]	6.0[2]	6.0[2]	6.0[2]
5	<0.5[1]	<0.5[1]	0.6	0.9	2.0	3.5	6.0[2]	6.0[2]	6.0[2]
6		<0.5[1]	0.6	0.9	1.8	3.2	6.0[2]	6.0[2]	6.0[2]
8		<0.5[1]	0.5	0.8	1.6	2.6	5.2	6.0[2]	6.0[2]
10			0.5	0.8	1.4	2.2	3.9	6.0[2]	6.0[2]
13			0.5	0.7	1.3	2.0	3.6	5.4	6.0[2]
16				0.6	1.2	1.9	3.2	4.6	6.0[2]
20					1.2	1.8	3.1	4.4	6.0[2]
25					1.2	1.8	3.0	4.2	6.0[2]
32						1.7	2.8	3.9	6.0[2]
40							2.7	3.8	6.0[2]
50							2.5	3.5	5.7
63									5.3

*Short circuit selectivity **characteristic C** towards fuse link **DIAZED** *)*

PLS6	DIAZED DII-DIV gL/gG								
I_n [A]	10	16	20	25	35	50	63	80	100
0.75	1.0	6.0[2]	6.0[2]	6.0[2]	6.0[2]	6.0[2]	6.0[2]	6.0[2]	6.0[2]
1.0	<0.5[1]	1.2	6.0[2]	6.0[2]	6.0[2]	6.0[2]	6.0[2]	6.0[2]	6.0[2]
1.5	<0.5[1]	<0.5[1]	1.0	2.2	6.0[2]	6.0[2]	6.0[2]	6.0[2]	6.0[2]
2.0	<0.5[1]	<0.5[1]	0.8	1.6	6.0[2]	6.0[2]	6.0[2]	6.0[2]	6.0[2]
2.5	<0.5[1]	<0.5[1]	0.8	1.4	6.0[2]	6.0[2]	6.0[2]	6.0[2]	6.0[2]
3.0	<0.5[1]	<0.5[1]	0.8	0.9	6.0[2]	6.0[2]	6.0[2]	6.0[2]	6.0[2]
3.5	<0.5[1]	<0.5[1]	0.6	0.9	2.2	4.5	6.0[2]	6.0[2]	6.0[2]
4	<0.5[1]	<0.5[1]	0.6	0.8	1.8	3.6	6.0[2]	6.0[2]	6.0[2]
5	<0.5[1]	<0.5[1]	0.6	0.7	1.5	2.7	6.0[2]	6.0[2]	6.0[2]
6		<0.5[1]	0.5	0.6	1.4	2.4	5.5	6.0[2]	6.0[2]
8		<0.5[1]	<0.5[1]	0.6	1.3	2.2	4.7	6.0[2]	6.0[2]
10			<0.5[1]	0.6	1.3	2.0	3.6	6.0[2]	6.0[2]
13					1.3	1.9	3.3	5.0	6.0[2]
16					1.2	1.8	3.2	4.4	6.0[2]
20					1.2	1.8	3.1	4.1	6.0[2]
25						1.7	2.8	3.8	6.0[2]
32							2.7	3.7	6.0[2]
40								3.5	5.9
50									5.5
63									

*Short circuit selectivity **characteristic D** towards fuse link **DIAZED** *)*

PLS6	DIAZED DII-DIV gL/gG								
I_n [A]	10	16	20	25	35	50	63	80	100
0.5	0.5	3.0	6.0[2]	6.0[2]	6.0[2]	6.0[2]	6.0[2]	6.0[2]	6.0[2]
1.0	<0.5[1]	<0.5[1]	1.0	2.4	6.0[2]	6.0[2]	6.0[2]	6.0[2]	6.0[2]
1.5	<0.5[1]	<0.5[1]	0.7	1.2	3.5	6.0[2]	6.0[2]	6.0[2]	6.0[2]
2.0	<0.5[1]	<0.5[1]	0.6	1.0	2.8	5.8	6.0[2]	6.0[2]	6.0[2]
2.5	<0.5[1]	<0.5[1]	0.6	1.4	2.3	4.6	6.0[2]	6.0[2]	6.0[2]
3.0	<0.5[1]	<0.5[1]	0.6	0.9	2.3	4.3	6.0[2]	6.0[2]	6.0[2]
3.5	<0.5[1]	<0.5[1]	0.6	0.9	2.1	4.0	6.0[2]	6.0[2]	6.0[2]
4		<0.5[1]	0.6	0.9	2.0	3.8	6.0[2]	6.0[2]	6.0[2]
5		<0.5[1]	0.5	0.7	1.7	3.1	6.0[2]	6.0[2]	6.0[2]
6			0.5	0.7	1.5	2.6	5.3	6.0[2]	6.0[2]
8			<0.5[1]	0.7	1.4	2.2	3.9	6.0[2]	6.0[2]
10				0.7	1.2	1.9	3.4	5.0	6.0[2]
13					1.2	1.8	3.2	4.6	6.0[2]
16						1.6	2.7	4.0	6.0[2]
20						1.5	2.5	3.5	6.0[2]
25							2.4	3.4	6.0[2]
32								2.8	5.0
40									4.8

[1] Selectivity limit current I_s under 0.5 kA

[2] Selectivity limit current I_s = rated breaking capacity I_{cn} of the MCB

no selectivity

Short Circuit Selectivity PLS6 towards NEOZED Fuses

In case of short circuit, there is selectivity between the miniature circuit breakers PLS6 and the upstream fuses up to the specified values of the selectivity limit current I_s [kA] (i. e. in case of short-circuit currents I_{ks} under I_s, only the MCB will trip, in case of short circuit currents above this value both protective devices will respond).

*) basically in accordance with EN 60898 D.5.2.b

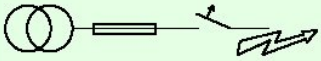

*Short circuit selectivity **characteristic B** towards fuse link **NEOZED***)*

PLS6	NEOZED D01-D03 gL/gG								
I_n [A]	10	16	20	25	35	50	63	80	100
1.0	<0.5[1]	6.0[2]	6.0[2]	6.0[2]	6.0[2]	6.0[2]	6.0[2]	6.0[2]	6.0[2]
1.5	<0.5[1]	4.1	6.0[2]	6.0[2]	6.0[2]	6.0[2]	6.0[2]	6.0[2]	6.0[2]
2.0	<0.5[1]	<0.5[1]	0.6	1.0	6.0[2]	6.0[2]	6.0[2]	6.0[2]	6.0[2]
2.5	<0.5[1]	<0.5[1]	0.6	1.0	6.0[2]	6.0[2]	6.0[2]	6.0[2]	6.0[2]
3.0	<0.5[1]	<0.5[1]	0.5	1.0	6.0[2]	6.0[2]	6.0[2]	6.0[2]	6.0[2]
3.5	<0.5[1]	<0.5[1]	0.5	0.9	6.0[2]	6.0[2]	6.0[2]	6.0[2]	6.0[2]
4	<0.5[1]	<0.5[1]	0.5	0.9	2.5	6.0[2]	6.0[2]	6.0[2]	6.0[2]
5		<0.5[1]	0.5	0.8	1.7	4.0	6.0[2]	6.0[2]	6.0[2]
6		<0.5[1]	0.5	0.8	1.6	3.6	6.0[2]	6.0[2]	6.0[2]
8			0.5	0.8	1.4	2.8	4.3	6.0[2]	6.0[2]
10			0.5	0.7	1.3	2.4	3.4	6.0[2]	6.0[2]
13			<0.5[1]	0.7	1.2	2.3	3.2	5.3	6.0[2]
16				0.6	1.1	2.2	2.9	4.6	6.0[2]
20					1.1	2.1	2.8	4.4	6.0[2]
25					1.1	2.0	2.7	4.2	6.0[2]
32						2.0	2.6	4.0	6.0[2]
40							2.5	3.8	6.0[2]
50							2.3	3.4	6.0[2]
63									6.0[2]

*Short circuit selectivity **characteristic C** towards fuse link **NEOZED***)*

PLS6	NEOZED D01-D03 gL/gG								
I_n [A]	10	16	20	25	35	50	63	80	100
0.75	<0.5[1]	6.0[2]	6.0[2]	6.0[2]	6.0[2]	6.0[2]	6.0[2]	6.0[2]	6.0[2]
1.0	<0.5[1]	6.0[2]	6.0[2]	6.0[2]	6.0[2]	6.0[2]	6.0[2]	6.0[2]	6.0[2]
1.5	<0.5[1]	0.5	0.6	0.9	6.0[2]	6.0[2]	6.0[2]	6.0[2]	6.0[2]
2.0	<0.5[1]	<0.5[1]	0.5	0.7	6.0[2]	6.0[2]	6.0[2]	6.0[2]	6.0[2]
2.5	<0.5[1]	<0.5[1]	0.5	0.7	6.0[2]	6.0[2]	6.0[2]	6.0[2]	6.0[2]
3.0	<0.5[1]	<0.5[1]	<0.5[1]	0.6	1.9	5.2	6.0[2]	6.0[2]	6.0[2]
3.5	<0.5[1]	<0.5[1]	<0.5[1]	0.6	1.8	4.7	6.0[2]	6.0[2]	6.0[2]
4	<0.5[1]	<0.5[1]	<0.5[1]	0.6	1.6	4.0	6.0[2]	6.0[2]	6.0[2]
5		<0.5[1]	<0.5[1]	0.5	1.3	3.1	5.7	6.0[2]	6.0[2]
6		<0.5[1]	<0.5[1]	<0.5[1]	1.2	2.7	4.5	6.0[2]	6.0[2]
8		<0.5[1]	<0.5[1]	<0.5[1]	1.2	2.5	4.0	6.0[2]	6.0[2]
10			<0.5[1]	<0.5[1]	1.2	2.3	3.1	5.4	6.0[2]
13					1.1	2.2	3.0	4.9	6.0[2]
16					1.1	2.1	2.8	4.4	6.0[2]
20					1.0	2.0	2.6	4.0	6.0[2]
25						1.9	2.5	3.8	6.0[2]
32							2.5	3.7	6.0[2]
40								3.5	6.0[2]
50									6.0[2]
63									

*Short circuit selectivity **characteristic D** towards fuse link **NEOZED***)*

PLS6	NEOZED D01-D03 gL/gG								
I_n [A]	10	16	20	25	35	50	63	80	100
0.5	<0.5[1]	10.0[2]	6.0[2]	6.0[2]	6.0[2]	6.0[2]	6.0[2]	6.0[2]	6.0[2]
1.0	<0.5[1]	<0.5[1]	0.7	1.3	6.0[2]	6.0[2]	6.0[2]	6.0[2]	6.0[2]
1.5	<0.5[1]	<0.5[1]	0.6	0.9	2.8	6.0[2]	6.0[2]	6.0[2]	6.0[2]
2.0	<0.5[1]	<0.5[1]	0.6	0.8	2.2	6.0[2]	6.0[2]	6.0[2]	6.0[2]
2.5	<0.5[1]	<0.5[1]	0.5	0.7	1.9	5.4	6.0[2]	6.0[2]	6.0[2]
3.0	<0.5[1]	<0.5[1]	0.5	0.7	1.8	4.8	6.0[2]	6.0[2]	6.0[2]
3.5	<0.5[1]	<0.5[1]	0.5	0.7	1.7	4.7	6.0[2]	6.0[2]	6.0[2]
4		<0.5[1]	0.5	0.7	1.7	4.6	6.0[2]	6.0[2]	6.0[2]
5		<0.5[1]	<0.5[1]	0.6	1.5	3.5	5.8	6.0[2]	6.0[2]
6			<0.5[1]	0.5	1.3	2.9	4.5	6.0[2]	6.0[2]
8			<0.5[1]	0.5	1.2	2.4	3.5	6.0[2]	6.0[2]
10				0.5	1.1	2.2	3.0	5.0	6.0[2]
13					1.1	2.1	2.9	4.6	6.0[2]
16						1.9	2.6	3.9	6.0[2]
20						1.7	2.3	3.5	6.0[2]
25							2.2	3.4	6.0[2]
32								2.9	6.0[2]
40									5.7

[1] Selectivity limit current I_s under 0.5 kA

[2] Selectivity limit current I_s = rated breaking capacity I_{cn} of the MCB

no selectivity

MOELLER

Short Circuit Selectivity PLS6 towards NH-00 Fuses

In case of short circuit, there is selectivity between the miniature circuit breakers PLS6 and the upstream fuses up to the specified values of the selectivity limit current I_s [kA] (i. e. in case of short-circuit currents I_{ks} under I_s, only the MCB will trip, in case of short circuit currents above this value both protective devices will respond).

*) basically in accordance with EN 60898 D.5.2.b

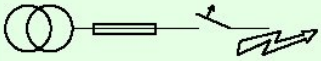

*Short circuit selectivity **characteristic B** towards fuse link **NH-00***)*

PLS6	NH-00 gL/gG											
I_n [A]	16	20	25	32	35	40	50	63	80	100	125	160
1.0	0.9	6.0[2]	6.0[2]	6.0[2]	6.0[2]	6.0[2]	6.0[2]	6.0[2]	6.0[2]	6.0[2]	6.0[2]	6.0[2]
1.5	0.8	6.0[2]	6.0[2]	6.0[2]	6.0[2]	6.0[2]	6.0[2]	6.0[2]	6.0[2]	6.0[2]	6.0[2]	6.0[2]
2.0	<0.5[1]	0.5	1.0	2.5	6.0[2]	6.0[2]	6.0[2]	6.0[2]	6.0[2]	6.0[2]	6.0[2]	6.0[2]
2.5	<0.5[1]	0.5	1.0	2.3	6.0[2]	6.0[2]	6.0[2]	6.0[2]	6.0[2]	6.0[2]	6.0[2]	6.0[2]
3.0	<0.5[1]	0.5	0.9	2.1	6.0[2]	6.0[2]	6.0[2]	6.0[2]	6.0[2]	6.0[2]	6.0[2]	6.0[2]
3.5	<0.5[1]	0.5	0.9	1.8	5.5	6.0[2]	6.0[2]	6.0[2]	6.0[2]	6.0[2]	6.0[2]	6.0[2]
4	<0.5[1]	<0.5[1]	0.8	1.3	2.3	4.3	6.0[2]	6.0[2]	6.0[2]	6.0[2]	6.0[2]	6.0[2]
5	<0.5[1]	<0.5[1]	0.7	1.1	1.6	2.2	3.6	4.8	6.0[2]	6.0[2]	6.0[2]	6.0[2]
6	<0.5[1]	<0.5[1]	0.7	1.1	1.5	2.0	3.3	4.3	6.0[2]	6.0[2]	6.0[2]	6.0[2]
8	<0.5[1]	<0.5[1]	0.6	1.0	1.3	1.7	2.6	3.3	5.2	6.0[2]	6.0[2]	6.0[2]
10		<0.5[1]	0.6	0.9	1.2	1.5	2.2	2.7	4.0	6.0[2]	6.0[2]	6.0[2]
13		<0.5[1]	0.6	0.8	1.1	1.4	2.1	2.6	3.8	6.0[2]	6.0[2]	6.0[2]
16			0.5	0.7	1.0	1.3	1.9	2.4	3.4	6.0[2]	6.0[2]	6.0[2]
20				0.7	1.0	1.3	1.9	2.4	3.3	6.0[2]	6.0[2]	6.0[2]
25				0.7	1.0	1.3	1.8	2.3	3.2	5.7	6.0[2]	6.0[2]
32					0.9	1.2	1.7	2.2	3.1	5.4	6.0[2]	6.0[2]
40								2.1	3.0	5.1	6.0[2]	6.0[2]
50								1.9	2.8	4.7	6.0[2]	6.0[2]
63										4.4	6.0[2]	6.0[2]

*Short circuit selectivity **characteristic C** towards fuse link **NH-00***)*

PLS6	NH-00 gL/gG											
I_n [A]	16	20	25	32	35	40	50	63	80	100	125	160
0.75	6.0[2]	6.0[2]	6.0[2]	6.0[2]	6.0[2]	6.0[2]	6.0[2]	6.0[2]	6.0[2]	6.0[2]	6.0[2]	6.0[2]
1.0	0.9	6.0[2]	6.0[2]	6.0[2]	6.0[2]	6.0[2]	6.0[2]	6.0[2]	6.0[2]	6.0[2]	6.0[2]	6.0[2]
1.5	<0.5[1]	0.6	1.3	4.2	6.0[2]	6.0[2]	6.0[2]	6.0[2]	6.0[2]	6.0[2]	6.0[2]	6.0[2]
2.0	<0.5[1]	0.6	1.0	2.5	6.0[2]	6.0[2]	6.0[2]	6.0[2]	6.0[2]	6.0[2]	6.0[2]	6.0[2]
2.5	<0.5[1]	0.5	1.0	2.1	6.0[2]	6.0[2]	6.0[2]	6.0[2]	6.0[2]	6.0[2]	6.0[2]	6.0[2]
3.0	<0.5[1]	<0.5[1]	0.7	1.2	1.8	2.6	4.7	6.0[2]	6.0[2]	6.0[2]	6.0[2]	6.0[2]
3.5	<0.5[1]	<0.5[1]	0.7	1.1	1.7	2.4	4.2	6.0[2]	6.0[2]	6.0[2]	6.0[2]	6.0[2]
4	<0.5[1]	<0.5[1]	0.7	1.0	1.5	2.1	3.6	5.0	6.0[2]	6.0[2]	6.0[2]	6.0[2]
5	<0.5[1]	<0.5[1]	0.6	0.8	1.2	1.7	2.8	3.8	6.0[2]	6.0[2]	6.0[2]	6.0[2]
6	<0.5[1]	<0.5[1]	0.5	0.8	1.2	1.5	2.5	3.3	5.7	6.0[2]	6.0[2]	6.0[2]
8	<0.5[1]	<0.5[1]	0.5	0.8	1.1	1.5	2.3	2.9	4.9	6.0[2]	6.0[2]	6.0[2]
10			0.5	0.7	1.0	1.4	2.0	2.5	3.8	6.0[2]	6.0[2]	6.0[2]
13					1.0	1.3	1.9	2.4	3.6	6.0[2]	6.0[2]	6.0[2]
16					1.0	1.3	1.8	2.3	3.3	6.0[2]	6.0[2]	6.0[2]
20					1.0	1.2	1.7	2.2	3.2	5.5	6.0[2]	6.0[2]
25							1.6	2.1	3.0	5.2	6.0[2]	6.0[2]
32								2.1	2.9	5.0	6.0[2]	6.0[2]
40									2.8	4.8	6.0[2]	6.0[2]
50										4.5	6.0[2]	6.0[2]
63											5.9	6.0[2]

*Short circuit selectivity **characteristic D** towards fuse link **NH-00***)*

PLS6	NH-00 gL/gG											
I_n [A]	16	20	25	32	35	40	50	63	80	100	125	160
0.5	2.1	6.0[2]	6.0[2]	6.0[2]	6.0[2]	6.0[2]	6.0[2]	6.0[2]	6.0[2]	6.0[2]	6.0[2]	6.0[2]
1.0	<0.5[1]	0,6	1.4	4.3	6.0[2]	6.0[2]	6.0[2]	6.0[2]	6.0[2]	6.0[2]	6.0[2]	6.0[2]
1.5	<0.5[1]	<0.5[1]	0.9	1.6	2.7	4.0	6.0[2]	6.0[2]	6.0[2]	6.0[2]	6.0[2]	6.0[2]
2.0	<0.5[1]	<0.5[1]	0.8	1.3	2.1	3.1	6.0[2]	6.0[2]	6.0[2]	6.0[2]	6.0[2]	6.0[2]
2.5	<0.5[1]	<0.5[1]	0.7	1.2	1.8	2.6	4.8	6.0[2]	6.0[2]	6.0[2]	6.0[2]	6.0[2]
3.0	<0.5[1]	<0.5[1]	0.7	1.1	1.7	2.4	4.3	6.0[2]	6.0[2]	6.0[2]	6.0[2]	6.0[2]
3.5	<0.5[1]	<0.5[1]	0.7	1.1	1.7	2.4	4.2	5.6	6.0[2]	6.0[2]	6.0[2]	6.0[2]
4	<0.5[1]	<0.5[1]	0.7	1.0	1.6	2.2	3.8	5.2	6.0[2]	6.0[2]	6.0[2]	6.0[2]
5		<0.5[1]	0.6	0.9	1.4	1.9	3.2	4.1	6.0[2]	6.0[2]	6.0[2]	6.0[2]
6		<0.5[1]	0.5	0.8	1.2	1.6	2.6	3.3	5.5	6.0[2]	6.0[2]	6.0[2]
8			0.5	0.8	1.1	1.5	2.2	2.7	4.1	6.0[2]	6.0[2]	6.0[2]
10			0.5	0.7	1.0	1.3	1.9	2.5	3.6	6.0[2]	6.0[2]	6.0[2]
13					1.0	1.3	1.9	2.3	3.4	6.0[2]	6.0[2]	6.0[2]
16						1.1	1.6	2.0	3.0	5.5	6.0[2]	6.0[2]
20							1.4	1.8	2.8	5.0	6.0[2]	6.0[2]
25								1.8	2.7	4.8	6.0[2]	6.0[2]
32									2.4	4.1	6.0[2]	6.0[2]
40										4.0	6.0[2]	6.0[2]

[1] Selectivity limit current I_s under 0.5 kA

[2] Selectivity limit current I_s = rated breaking capacity I_{cn} of the MCB

no selectivity

Miniature Circuit Breakers PLS6-DC for AC/DC, Characteristic C

Connection example at 250V= 1-pole

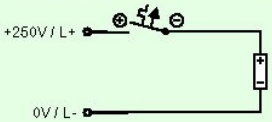

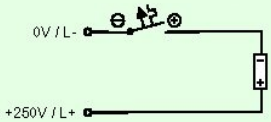

Connection example at 500V=, 2-pole

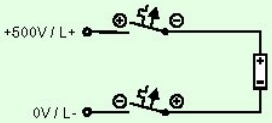

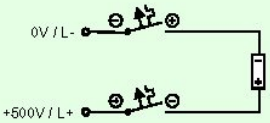

Connection diagrams PLS6-DC

1-pole

2-pole

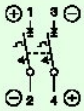

X pole

Let-through Energy PLS4

Let-through energy PLS4, characteristic B, 1-pole

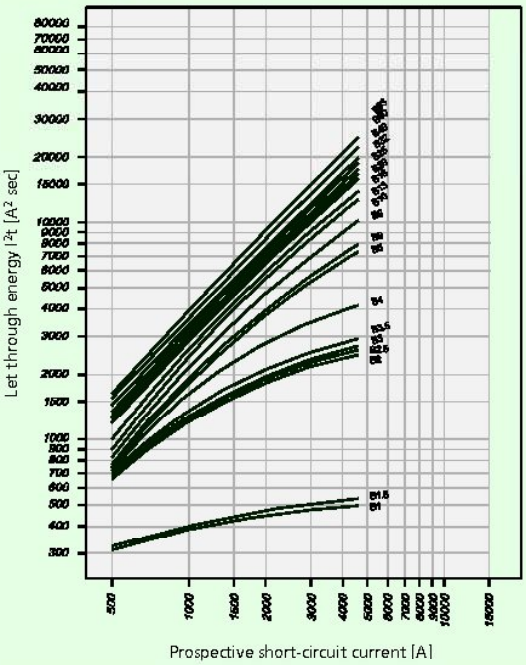

Let-through energy PLS4, characteristic C, 1-pole

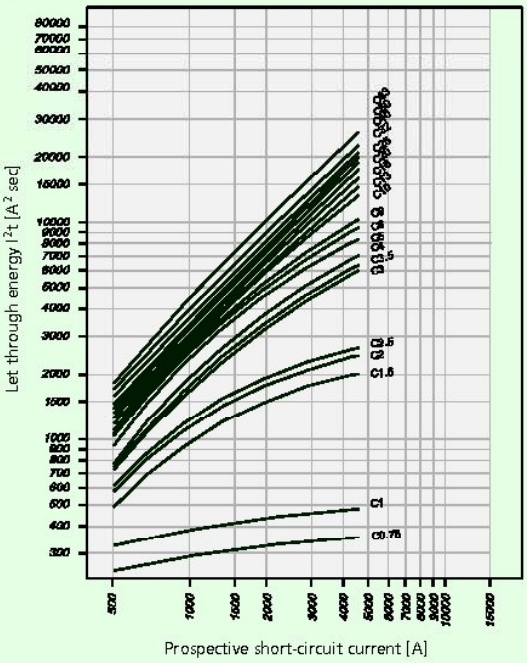

Short Circuit Selectivity PLS4 towards DIAZED Fuses

In case of short circuit, there is selectivity between the miniature circuit breakers PLS4 and the upstream fuses up to the specified values of the selectivity limit current I_s [kA] (i. e. in case of short-circuit currents $I_{k\leq}$ under I_s, only the MCB will trip, in case of short circuit currents above this value both protective devices will respond).

*) basically in accordance with EN 60898 D.5.2.b

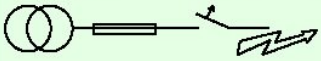

1) Selectivity limit current I_s under 0.5 kA

2) Selectivity limit current I_s = rated breaking capacity I_{cn} of the MCB

no selectivity

*Short circuit selectivity **characteristic B** towards fuse link **DIAZED** *)*

PLS4	DIAZED DII-DIV gL/gG								
I_n [A]	10	16	20	25	35	50	63	80	100
1.0	<0.5[1]	1.2	4.5[2]	4.5[2]	4.5[2]	4.5[2]	4.5[2]	4.5[2]	4.5[2]
1.5	<0.5[1]	1.0	4.5[2]	4.5[2]	4.5[2]	4.5[2]	4.5[2]	4.5[2]	4.5[2]
2.0	<0.5[1]	<0.5[1]	0.8	1.6	4.5[2]	4.5[2]	4.5[2]	4.5[2]	4.5[2]
2.5	<0.5[1]	<0.5[1]	0.8	1.5	4.5[2]	4.5[2]	4.5[2]	4.5[2]	4.5[2]
3.0	<0.5[1]	<0.5[1]	0.8	1.4	4.5[2]	4.5[2]	4.5[2]	4.5[2]	4.5[2]
3.5	<0.5[1]	<0.5[1]	0.7	1.3	4.5[2]	4.5[2]	4.5[2]	4.5[2]	4.5[2]
4	<0.5[1]	<0.5[1]	0.6	1.0	3.6	4.5[2]	4.5[2]	4.5[2]	4.5[2]
5	<0.5[1]	<0.5[1]	0.6	0.9	2.0	3.5	4.5[2]	4.5[2]	4.5[2]
6		<0.5[1]	0.6	0.9	1.8	3.2	4.5[2]	4.5[2]	4.5[2]
8		<0.5[1]	0.5	0.8	1.6	2.6	4.5[2]	4.5[2]	4.5[2]
10			0.5	0.8	1.4	2.2	3.9	4.5[2]	4.5[2]
13			0.5	0.7	1.3	2.0	3.6	4.5[2]	4.5[2]
16				0.6	1.2	1.9	3.2	4.5[2]	4.5[2]
20					1.2	1.8	3.1	4.4	4.5[2]
25					1.2	1.8	3.0	4.2	4.5[2]
32						1.7	2.8	3.9	4.5[2]
40							2.7	3.8	4.5[2]
50							2.5	3.5	4.5[2]
63									4.5[2]

*Short circuit selectivity **characteristic C** towards fuse link **DIAZED** *)*

PLS4	DIAZED DII-DIV gL/gG								
I_n [A]	10	16	20	25	35	50	63	80	100
0.75	1.0	4.5[2]	4.5[2]	4.5[2]	4.5[2]	4.5[2]	4.5[2]	4.5[2]	4.5[2]
1.0	<0.5[1]	1.2	4.5[2]	4.5[2]	4.5[2]	4.5[2]	4.5[2]	4.5[2]	4.5[2]
1.5	<0.5[1]	<0.5[1]	1.0	2.2	4.5[2]	4.5[2]	4.5[2]	4.5[2]	4.5[2]
2.0	<0.5[1]	<0.5[1]	0.8	1.6	4.5[2]	4.5[2]	4.5[2]	4.5[2]	4.5[2]
2.5	<0.5[1]	<0.5[1]	0.8	1.4	4.5[2]	4.5[2]	4.5[2]	4.5[2]	4.5[2]
3.0	<0.5[1]	<0.5[1]	0.8	0.9	4.5[2]	4.5[2]	4.5[2]	4.5[2]	4.5[2]
3.5	<0.5[1]	<0.5[1]	0.6	0.9	2.2	4.5[2]	4.5[2]	4.5[2]	4.5[2]
4	<0.5[1]	<0.5[1]	0.6	0.8	1.8	3.6	4.5[2]	4.5[2]	4.5[2]
5	<0.5[1]	<0.5[1]	0.6	0.7	1.5	2.7	4.5[2]	4.5[2]	4.5[2]
6		<0.5[1]	0.5	0.6	1.4	2.4	4.5[2]	4.5[2]	4.5[2]
8		<0.5[1]	<0.5[1]	0.6	1.3	2.2	4.5[2]	4.5[2]	4.5[2]
10			<0.5[1]	0.6	1.3	2.0	3.6	4.5[2]	4.5[2]
13					1.3	1.9	3.3	4.5[2]	4.5[2]
16					1.2	1.8	3.2	4.4	4.5[2]
20					1.2	1.8	3.1	4.1	4.5[2]
25						1.7	2.8	3.8	4.5[2]
32							2.7	3.7	4.5[2]
40								3.5	4.5[2]
50									4.5[2]
63									

Protective Devices

In case of short circuit, there is selectivity between the miniature circuit breakers PLS4 and the upstream fuses up to the specified values of the selectivity limit current I_s [kA] (i. e. in case of short-circuit currents I_{ks} under I_s, only the MCB will trip, in case of short circuit currents above this value both protective devices will respond).

*) basically in accordance with EN 60898 D.5.2.b

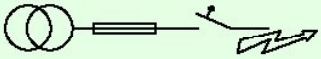

1) Selectivity limit current I_s under 0.5 kA

2) Selectivity limit current I_s = rated breaking capacity I_{cn} of the MCB

no selectivity

Short Circuit Selectivity PLS4 towards NEOZED Fuses

*Short circuit selectivity **characteristic B** towards fuse link **NEOZED***)*

PLS4	NEOZED D01-D03 gL/gG								
I_n [A]	10	16	20	25	35	50	63	80	100
1.0	<0.5 1)	4.5 2)	4.5 2)	4.5 2)	4.5 2)	4.5 2)	4.5 2)	4.5 2)	4.5 2)
1.5	<0.5 1)	4.1	4.5 2)	4.5 2)	4.5 2)	4.5 2)	4.5 2)	4.5 2)	4.5 2)
2.0	<0.5 1)	<0.5 1)	0.6	1.0	4.5 2)	4.5 2)	4.5 2)	4.5 2)	4.5 2)
2.5	<0.5 1)	<0.5 1)	0.6	1.0	4.5 2)	4.5 2)	4.5 2)	4.5 2)	4.5 2)
3.0	<0.5 1)	<0.5 1)	0.5	1.0	4.5 2)	4.5 2)	4.5 2)	4.5 2)	4.5 2)
3.5	<0.5 1)	<0.5 1)	0.5	0.9	4.5 2)	4.5 2)	4.5 2)	4.5 2)	4.5 2)
4	<0.5 1)	<0.5 1)	0.5	0.9	2.5	4.5 2)	4.5 2)	4.5 2)	4.5 2)
5		<0.5 1)	0.5	0.8	1.7	4.0	4.5 2)	4.5 2)	4.5 2)
6		<0.5 1)	0.5	0.8	1.6	3.6	4.5 2)	4.5 2)	4.5 2)
8			0.5	0.8	1.4	2.8	4.3	4.5 2)	4.5 2)
10			0.5	0.7	1.3	2.4	3.4	4.5 2)	4.5 2)
13			<0.5 1)	0.7	1.2	2.3	3.2	4.5 2)	4.5 2)
16				0.6	1.1	2.2	2.9	4.5 2)	4.5 2)
20					1.1	2.1	2.8	4.4	4.5 2)
25					1.1	2.0	2.7	4.2	4.5 2)
32						2.0	2.6	4.0	4.5 2)
40							2.5	3.8	4.5 2)
50							2.3	3.4	4.5 2)
63									4.5 2)

*Short circuit selectivity **characteristic C** towards fuse link **NEOZED***)*

PLS4	NEOZED D01-D03 gL/gG								
I_n [A]	10	16	20	25	35	50	63	80	100
0.75	<0.5 1)	4.5 2)	4.5 2)	4.5 2)	4.5 2)	4.5 2)	4.5 2)	4.5 2)	4.5 2)
1.0	<0.5 1)	4.5 2)	4.5 2)	4.5 2)	4.5 2)	4.5 2)	4.5 2)	4.5 2)	4.5 2)
1.5	<0.5 1)	0.5	0.6	0.9	4.5 2)	4.5 2)	4.5 2)	4.5 2)	4.5 2)
2.0	<0.5 1)	<0.5 1)	0.5	0.7	4.5 2)	4.5 2)	4.5 2)	4.5 2)	4.5 2)
2.5	<0.5 1)	<0.5 1)	0.5	0.7	4.5 2)	4.5 2)	4.5 2)	4.5 2)	4.5 2)
3.0	<0.5 1)	<0.5 1)	<0.5 1)	0.6	1.9	4.5 2)	4.5 2)	4.5 2)	4.5 2)
3.5	<0.5 1)	<0.5 1)	<0.5 1)	0.6	1.8	4.5 2)	4.5 2)	4.5 2)	4.5 2)
4	<0.5 1)	<0.5 1)	<0.5 1)	0.6	1.6	4.0	4.5 2)	4.5 2)	4.5 2)
5		<0.5 1)	<0.5 1)	0.5	1.3	3.1	4.5 2)	4.5 2)	4.5 2)
6		<0.5 1)	<0.5 1)	<0.5 1)	1.2	2.7	4.5 2)	4.5 2)	4.5 2)
8		<0.5 1)	<0.5 1)	<0.5 1)	1.2	2.5	4.0	4.5 2)	4.5 2)
10			<0.5 1)	<0.5 1)	1.2	2.3	3.1	4.5 2)	4.5 2)
13					1.1	2.2	3.0	4.5 2)	4.5 2)
16					1.1	2.1	2.8	4.4	4.5 2)
20					1.0	2.0	2.6	4.0	4.5 2)
25						1.9	2.5	3.8	4.5 2)
32							2.5	3.7	4.5 2)
40								3.5	4.5 2)
50									4.5 2)
63									

Short Circuit Selectivity PLS4 towards NH-00 Fuses

*Short circuit selectivity **characteristic B** towards fuse link **NH-00***)*

PLS4	NH-00 gL/gG											
I_n [A]	16	20	25	32	35	40	50	63	80	100	125	160
1.0	0.9	4.5 2)	4.5 2)	4.5 2)	4.5 2)	4.5 2)	4.5 2)	4.5 2)	4.5 2)	4.5 2)	4.5 2)	4.5 2)
1.5	0.8	4.5 2)	4.5 2)	4.5 2)	4.5 2)	4.5 2)	4.5 2)	4.5 2)	4.5 2)	4.5 2)	4.5 2)	4.5 2)
2.0	<0.5 1)	0.5	1.0	2.5	4.5 2)	4.5 2)	4.5 2)	4.5 2)	4.5 2)	4.5 2)	4.5 2)	4.5 2)
2.5	<0.5 1)	0.5	1.0	2.3	4.5 2)	4.5 2)	4.5 2)	4.5 2)	4.5 2)	4.5 2)	4.5 2)	4.5 2)
3.0	<0.5 1)	0.5	0.9	2.1	4.5 2)	4.5 2)	4.5 2)	4.5 2)	4.5 2)	4.5 2)	4.5 2)	4.5 2)
3.5	<0.5 1)	0.5	0.9	1.8	4.5 2)	4.5 2)	4.5 2)	4.5 2)	4.5 2)	4.5 2)	4.5 2)	4.5 2)
4	<0.5 1)	<0.5 1)	0.8	1.3	2.3	4.3	4.5 2)	4.5 2)	4.5 2)	4.5 2)	4.5 2)	4.5 2)
5	<0.5 1)	<0.5 1)	0.7	1.1	1.6	2.2	3.6	4.5 2)	4.5 2)	4.5 2)	4.5 2)	4.5 2)
6	<0.5 1)	<0.5 1)	0.7	1.1	1.5	2.0	3.3	4.3	4.5 2)	4.5 2)	4.5 2)	4.5 2)
8	<0.5 1)	<0.5 1)	0.6	1.0	1.3	1.7	2.6	3.3	4.5 2)	4.5 2)	4.5 2)	4.5 2)
10		<0.5 1)	0.6	0.9	1.2	1.5	2.2	2.7	4.0	4.5 2)	4.5 2)	4.5 2)
13		<0.5 1)	0.6	0.8	1.1	1.4	2.1	2.6	3.8	4.5 2)	4.5 2)	4.5 2)
16			0.5	0.7	1.0	1.3	1.9	2.4	3.4	4.5 2)	4.5 2)	4.5 2)
20				0.7	1.0	1.3	1.9	2.4	3.3	4.5 2)	4.5 2)	4.5 2)
25				0.7	1.0	1.3	1.8	2.3	3.2	4.5 2)	4.5 2)	4.5 2)
32					0.9	1.2	1.7	2.2	3.1	4.5 2)	4.5 2)	4.5 2)
40								2.1	3.0	4.5 2)	4.5 2)	4.5 2)
50								1.9	2.8	4.5 2)	4.5 2)	4.5 2)
63										4.4	4.5 2)	4.5 2)

*Short circuit selectivity **characteristic C** towards fuse link **NH-00***)*

PLS4	NH-00 gL/gG											
I_n [A]	16	20	25	32	35	40	50	63	80	100	125	160
0.75	4.5 2)	4.5 2)	4.5 2)	4.5 2)	4.5 2)	4.5 2)	4.5 2)	4.5 2)	4.5 2)	4.5 2)	4.5 2)	4.5 2)
1.0	0.9	4.5 2)	4.5 2)	4.5 2)	4.5 2)	4.5 2)	4.5 2)	4.5 2)	4.5 2)	4.5 2)	4.5 2)	4.5 2)
1.5	<0.5 1)	0.6	1.3	4.2	4.5 2)	4.5 2)	4.5 2)	4.5 2)	4.5 2)	4.5 2)	4.5 2)	4.5 2)
2.0	<0.5 1)	0.6	1.0	2.5	4.5 2)	4.5 2)	4.5 2)	4.5 2)	4.5 2)	4.5 2)	4.5 2)	4.5 2)
2.5	<0.5 1)	0.5	1.0	2.1	4.5 2)	4.5 2)	4.5 2)	4.5 2)	4.5 2)	4.5 2)	4.5 2)	4.5 2)
3.0	<0.5 1)	<0.5 1)	0.7	1.2	1.8	2.6	4.5 2)	4.5 2)	4.5 2)	4.5 2)	4.5 2)	4.5 2)
3.5	<0.5 1)	<0.5 1)	0.7	1.1	1.7	2.4	4.2	4.5 2)	4.5 2)	4.5 2)	4.5 2)	4.5 2)
4	<0.5 1)	<0.5 1)	0.7	1.0	1.5	2.1	3.6	4.5 2)	4.5 2)	4.5 2)	4.5 2)	4.5 2)
5	<0.5 1)	<0.5 1)	0.6	0.8	1.2	1.7	2.8	3.8	4.5 2)	4.5 2)	4.5 2)	4.5 2)
6	<0.5 1)	<0.5 1)	0.5	0.8	1.2	1.5	2.5	3.3	4.5 2)	4.5 2)	4.5 2)	4.5 2)
8	<0.5 1)	<0.5 1)	0.5	0.8	1.1	1.5	2.3	2.9	4.5 2)	4.5 2)	4.5 2)	4.5 2)
10			0.5	0.7	1.0	1.4	2.0	2.5	3.8	4.5 2)	4.5 2)	4.5 2)
13					1.0	1.3	1.9	2.4	3.6	4.5 2)	4.5 2)	4.5 2)
16					1.0	1.3	1.8	2.3	3.3	4.5 2)	4.5 2)	4.5 2)
20					1.0	1.2	1.7	2.2	3.2	4.5 2)	4.5 2)	4.5 2)
25							1.6	2.1	3.0	4.5 2)	4.5 2)	4.5 2)
32								2.1	2.9	4.5 2)	4.5 2)	4.5 2)
40									2.8	4.5 2)	4.5 2)	4.5 2)
50										4.5 2)	4.5 2)	4.5 2)
63											4.5 2)	4.5 2)

X pole