THIS DRAWING IS UNPUBLISHED. RELEASED FOR PUBLICATION -,- .
© COPYRIGHT - BY TYCO ELECTRONICS CORPORATION. ALL RIGHTS RESERVED.

LOC	DIST
AD	00

REVISIONS

P	LTR	DESCRIPTION	DATE	DWN	APVD
	S1	REVISED PER ECO-09-020774	27AUG09	KK	AEG

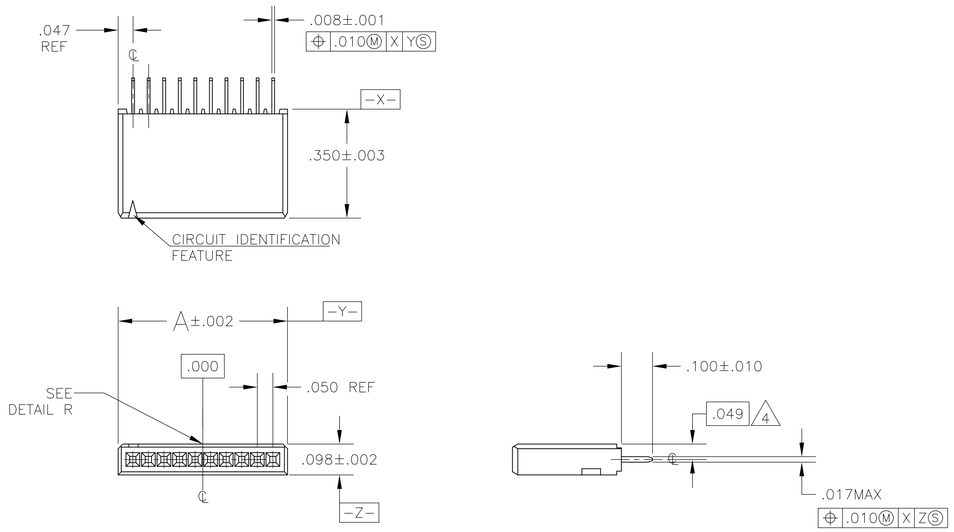

1. CONTACT AREAS PLATED WITH .000030 GOLD,SOLDER TAILS PLATED WITH .000150 TIN-LEAD,ALL OVER .000050 NICKEL
2. POINT OF MEASUREMENT FOR GOLD THICKNESS IS .030 FROM MATING END OF CONTACT
3. PRELIMINARY PART - NOT RELEASED FOR PRODUCTION.
4. THE NOTED DIMENSIONS APPLY AT THE INTERSECTION OF THE POST AND HOUSING.
5. CONTACT AREAS PLATED WITH .000030 GOLD,SOLDER TAILS PLATED WITH .000150 TIN,ALL OVER .000050 NICKEL
6. OBSOLETE PARTS: OBSOLETE CIS STREAMLINING PER D.RENAUD/D.SINISI

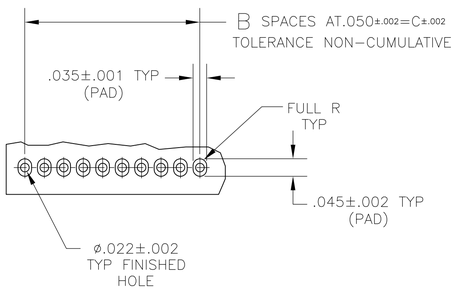

RECOMMENDED HOLE PATTERN

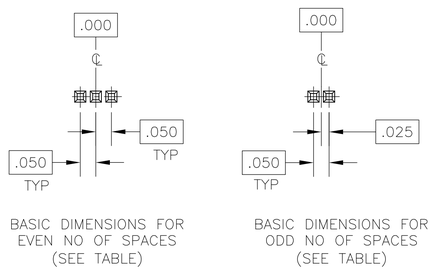

BASIC DIMENSIONS FOR EVEN NO OF SPACES (SEE TABLE)

BASIC DIMENSIONS FOR ODD NO OF SPACES (SEE TABLE)

DETAIL R

	C	B	A	NO OF POSN	PART NUMBER
6 OBSOLETE	1.250	25	1.344	26	5 6-104192-0
6 OBSOLETE	.600	13	.694	13	5 5-104192-9
6 OBSOLETE	.200	4	.294	5	5 5-104192-8
6 OBSOLETE	1.450	29	1.544	30	5 5-104192-7
6 OBSOLETE	1.200	24	1.294	25	5 5-104192-6
6 OBSOLETE	.950	19	1.044	20	5 5-104192-5
	.700	14	.794	15	5 5-104192-4
6 OBSOLETE	.550	11	.644	12	5 5-104192-3
	.450	9	.544	10	5 5-104192-2
	.350	7	.444	8	5 5-104192-1
3	1.250	25	1.344	26	1 1-104192-0
OBSOLETE	.600	13	.694	13	1 104192-9
OBSOLETE	.200	4	.294	5	1 104192-8
6 OBSOLETE	1.450	29	1.544	30	1 104192-7
OBSOLETE	1.200	24	1.294	25	1 104192-6
6 OBSOLETE	.950	19	1.044	20	1 104192-5
	.700	14	.794	15	1 104192-4
6 OBSOLETE	.550	11	.644	12	1 104192-3
	.450	9	.544	10	1 104192-2
OBSOLETE	.350	7	.444	8	1 104192-1

THIS DRAWING IS A CONTROLLED DOCUMENT.

DIMENSIONS: INCHES

TOLERANCES UNLESS OTHERWISE SPECIFIED:
0 PLC ± -
1 PLC ± -
2 PLC ± -
3 PLC ± .005
4 PLC ± -
ANGLES ± -

MATERIAL: HOUSING: THERMOPLASTIC COLOR - BLACK POST: COPPER ALLOY

FINISH: SEE DETAIL 2

DWN D. CLOUSER 03OCT88
CHK T. ZOLA 03OCT88
APVD T. ZOLA 03OCT88
PRODUCT SPEC 108-1093
APPLICATION SPEC 114-25031
WEIGHT -

Tyco Electronics
Tyco Electronics Corporation
Harrisburg, PA 17105-3608

NAME: RECEPTACLE ASSEMBLY, VERTICAL, SINGLE ROW, AMPMODU® System 50

SIZE	CAGE CODE	DRAWING NO	RESTRICTED TO
A1	00779	C-104192	-

CUSTOMER DRAWING | SCALE 4:1 | SHEET 1 OF 1 | REV S1