THIS DRAWING IS UNPUBLISHED. RELEASED FOR PUBLICATION -,- .
© COPYRIGHT - By - ALL RIGHTS RESERVED.

LOC	DIST
AF	50

REVISIONS

P	LTR	DESCRIPTION	DATE	DWN	APVD
	H	REVISED PER ECR-12-013445	18OCT12	KH	PD

1 SUPPLIED IN LOOSE PIECE FORM.

2 FOREIGN PRODUCTION ONLY.
LEAD-IN CHAMFER ON RECPT.

3 FOREIGN PRODUCTION ONLY.

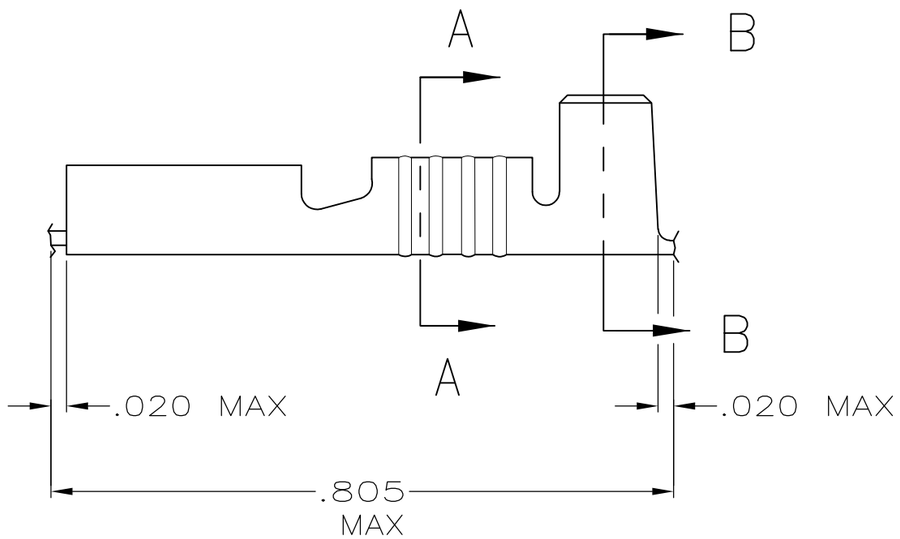

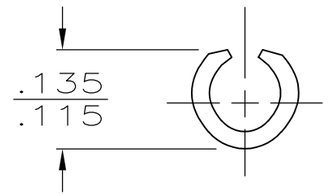

SECTION A-A

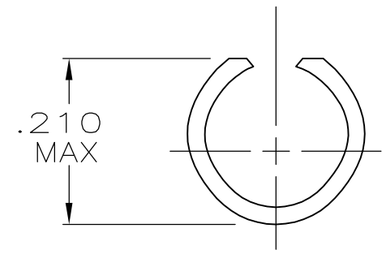

SECTION B-B

FINISH	INSULATION RANGE	WIRE SIZE	PART NUMBER
-	.120-.145	18-16	2 41445-1
-			3 41445

THIS DRAWING IS A CONTROLLED DOCUMENT.

DIMENSIONS: INCHES

TOLERANCES UNLESS OTHERWISE SPECIFIED:
0 PLC ± -
1 PLC ± -
2 PLC ± -
3 PLC ± .015
4 PLC ± -
ANGLES ± -

MATERIAL: BRASS

FINISH: SEE TABLE

DWN JR RUTH 2/11/91
CHK P FORTNEY 2/11/91
APVD C MEYERS 2/11/91
PRODUCT SPEC -
APPLICATION SPEC -
WEIGHT -

TE Connectivity

NAME: RECEPTACLE, FASTON, .250 SERIES

SIZE	CAGE CODE	DRAWING NO	RESTRICTED TO
A3	00779	C-41445	-

CUSTOMER DRAWING

SCALE 5:1 SHEET 1 OF 1 REV H