TIGER™ EYE SYSTEM

RUGGED TIGER EYE™ SYSTEMS

(1.27 mm) .050" PITCH



MAX 3.7 Amps | 8 Gbps

FEATURES & BENEFITS

- Screw down, locking clip, friction latching and weld tab ruggedizing options
- Shrouded, polarized and keyed
- Surface mount or through-hole tails
- High-density, four row design (FOLC/MOLC Series)
- Wire to board assemblies available in single or double row, 28 and 30 AWG PVC or *Teflon™ Fluoropolymer (See pages 254-255). Contact asp@samtec.com for custom solutions.
- Cable components (ISDF/CC03) and tooling available: samtec.com/tooling
- Severe Environment Testing qualified (SFM/TFM); aligns with MIL-DTL-55302. Visit samtec.com/set

*Teflon™ is a trademark of The Chemours Company FC, LLC used under license by Samtec.

TIGER™ EYE CONTACT

IDC cable assemblies with rugged strain relief (FFSD/FFMD, FFTP/FMTP)



Locking for increased unmating force (SFML/TFML)

KEY SPECIFICATIONS

SERIES	STACK HEIGHTS	INSULATOR MATERIAL	CONTACT MATERIAL	PLATING	OPERATING TEMP RANGE	CURRENT RATING	VOLTAGE RATING	MAX. CYCLES	LEAD-FREE SOLDERABLE
SFM/TFM	6 to 12 mm	Black LCP	BeCu (SFM) Phosphor Bronze (TFM)	Au or Sn over 50 µ" (1.27 µm) Ni	-55 °C to +125 °C	3.7 A per pin (2 pins powered)	250 VAC/ 354 VDC	10,000 with 30 µ" (0.76 µm) Au	Yes
SFC/TFC	6 to 12 mm	Black LCP	Phosphor Bronze	Au or Sn over 50 µ" (1.27 µm) Ni	-55 °C to +125 °C	2.9 A per pin (2 pins powered)	275 VAC/ 389 VDC	(Call Samtec for E.L.P.™ plating option)	Yes

Unless otherwise approved in writing by Samtec, all parts and components are designed and built according to Samtec's specifications which are subject to change without notice.

TIGER™ EYE SYSTEM

MAX 2.9 Amps | 8 Gbps

(1.27 mm) .050" PITCH • COST-EFFECTIVE HEADER/SOCKET

SFC - 1 - NO. PINS PER ROW - LEAD STYLE - PLATING OPTION - D - OPTIONS

04, 05, 10, 15, 20, 25, 30, 35, 40, 45, 50
(Standard sizes)

–T1
= Through-hole Tiger Eye™ LITE

–T2
= Surface Mount Tiger Eye™ LITE

–F
= Gold flash on contact, Matte Tin on tail

–L
= 10 µ" (0.25 µm) Gold on contact, Matte Tin on tail

–A
= Alignment Pin

–K
= (4.00 mm) .157" DIA Polyimide film Pick & Place Pad

–TR
= Tape & Reel
(–T2 only)

–FR
= Full Reel Tape & Reel
(must order max. quantity per reel; contact Samtec for quantity breaks)
(-T2 only)

SFC
Board Mates:
TFC
Cable Mates:
TFSD, TFSDT



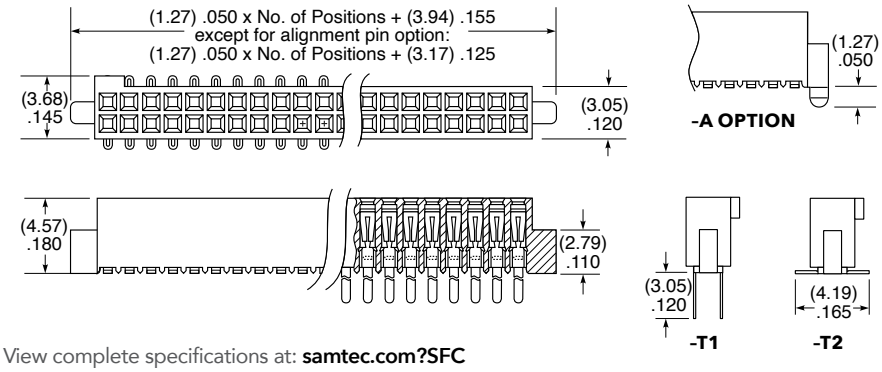

View complete specifications at: **samtec.com?SFC**

TFC - 1 - NO. PINS PER ROW - LEAD STYLE - PLATING OPTION - D - OPTIONS

03, 04, 06, 08
(Lead Style –01 & –02 only)

05, 07, 10, 15, 20, 25, 30, 35, 40, 45, 50
(Standard sizes)

–X1
= Through-hole

–X2
= Surface Mount

–F
= Gold flash on post, Matte Tin on tail

–L
= 15 µ" (0.38 µm) Gold on post, Matte Tin on tail

–RA
= Right-angle
(–01 only)

–A
= Alignment Pin

–LC
= Locking Clip
(Manual Placement required)
(not available with –RA)

–K
= (6.75 mm) .266" DIA Polyimide film Pick & Place Pad
(not available with –RA)

–P
= Plastic Pick & Place Pad
(5 positions min.)
(not available with –RA)

–TR
= Tape & Reel
(–X2 only)
(not available with –RA)

–FR
= Full Reel Tape & Reel
(must order max. quantity per reel; contact Samtec for quantity breaks)
(-X2 only)
(not available with –RA)

TFC
Board Mates:
SFC
Cable Mates:
SFSD, SFSDT



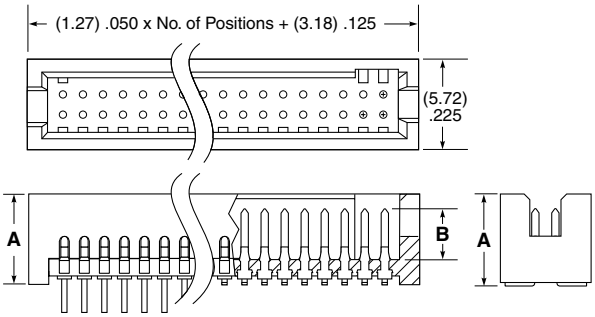

SMT LEAD STYLE	A	B
–02	(5.72) .225	(3.38) .133
–12	(7.49) .295	
–22	(9.27) .365	(3.30) .130
–32	(11.18) .440	

TH LEAD STYLE	A	B
–01	(5.59) .220	(3.38) .133
–11	(7.37) .290	
–21	(9.14) .360	(3.30) .130
–31	(11.05) .435	

Note:
Some lengths, styles and options are non-standard, non-returnable.

View complete specifications at: **samtec.com?TFC**

Unless otherwise approved in writing by Samtec, all parts and components are designed and built according to Samtec's specifications which are subject to change without notice.