

Features

- Low Loss
- Excellent Return Loss
- Small Size


Description

Surface mount, silver (Ag) coated ceramic filter. Developed for use in military GPS L2 applications.

Weight: 1.32 grams typical

Material: Filter is composed of a ceramic block plated with Ag.

Filter complies with RoHS standards.



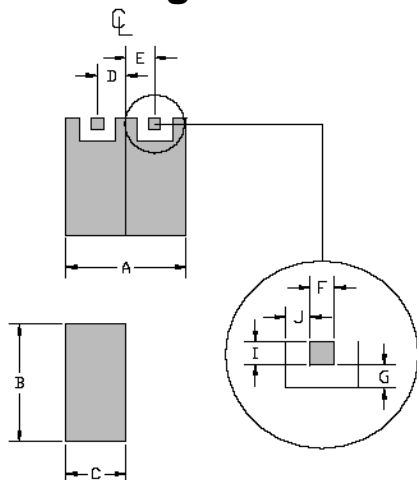
Electrical Specifications

Parameter	Frequency (MHz)	Typical @ 25°C	Spec. @ 25°C
Passband Insertion Loss	1217.6-1237.6	1.1 dB	1.5 dB max
Passband Return Loss	1217.6-1237.6	18.0 dB	10.0 dB min
Attenuation	1087.6	21.0 dB	19.0 dB min
Attenuation	1367.6	36.0 dB	31.0 dB min
Power Rating			1W
Impedance			50 Ω

Note: Supplier shall test each filter to the critical electrical specifications of the above table. Any subsequent audits may deviate from in value due to measurement repeatability among different test systems. Such deviations shall not exceed the following limits:

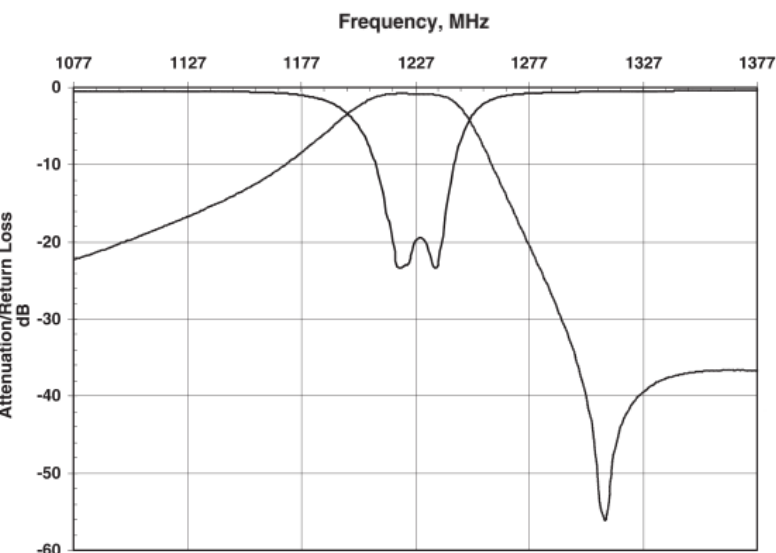
Specification Allowance	
Insertion Loss	0.1 dB
Return Loss	1.0 dB
Stopbands	1.0 dB

Mechanical Drawing

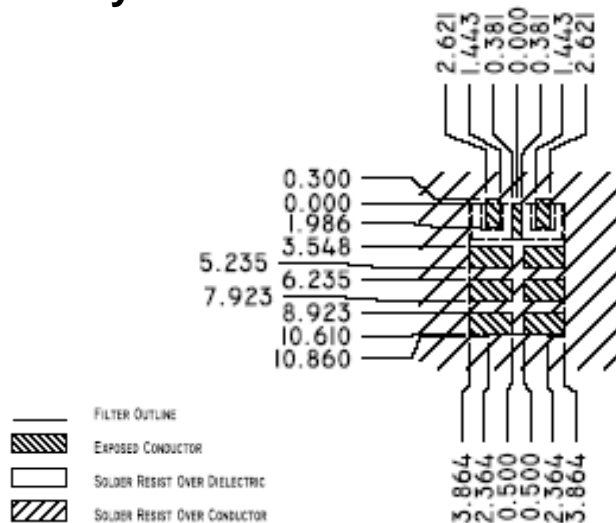


Dim	Nominal (mm)	Tolerance (mm) +/- or max
A	7.899	max
B	10.922	max
C	4.496	max
D	2.032	0.127
E	2.032	0.127
F	1.778	0.127
G	0.762	0.127
I	2.286	0.127
J	0.762	0.127

Electrical response



PCB Layout



Packaging and Marking

DIMENSION	UNITS	SPECIFICATION
REEL DIAMETER	mm	330
REEL WEIGHT	kg	2.0
REEL QUANTITY	Ea.	1000

