# Marking Systems
# Tools
# Mounting Material

5

2013 / 2014

PHOENIX CONTACT
INSPIRING INNOVATIONS

**PCB connection technology and electronics housing**
- PCB terminal blocks and plug-in connectors
- Electronics housing

**Connection technology for field devices**
- Plug-in connectors
- Cables and connectors

**Modular terminal blocks**
- Modular terminal blocks

**Sensor/actuator cabling and industrial plug-in connectors**
- Sensor/actuator cabling
- Cables and connectors
- Plug-in connectors

## Marking systems, tools, and mounting material

**Surge protection and power supply units**
- Lightning monitoring system
- Surge protection and interference filters
- Power supply units and UPS
- Protective devices

**Interface technology and switching devices**
- Electronic switching devices and motor control
- Measurement and control technology • Monitoring
- Relay modules • System cabling for controllers

**Control technology, I/O systems and automation infrastructure**
- Ethernet networks • Functional safety • HMIs and industrial PCs • I/O systems
- Industrial lighting and signaling • Industrial communication technology
- Fieldbus components and systems • Wireless data communication
- Process infrastructure • Software • Controllers

# Table of contents


**Product range in pictures** 2

From here, you can access the desired product directly

**System features** 11

Marking systems, tools, and mounting material

**Marking**

MARKING system

Planning and marking software 21

Printing systems 29

Terminal marking 55

Conductor and cable marking 153

Device marking 227

System marking 317

**Tools**

TOOL fox

Hand tools 361

Automatic devices 467

**Installation and mounting material**

CABINET add-on

Component mounting
Shielding
Cable management 483

**Technical information** 584

**Index** 598

## Planning and marking software

Planning and marking software
CLIP PROJECT Page 24

## Printers - MARKING system

BLUEMARK CLED for printing UniCard materials - as easy as printing on paper
BLUEMARK CLED Page 33

Printer set
BLUEMARK CLED SET Page 33

Thermal transfer printer for printing with segmented multi-ink ribbons
THERMOMARK CARD PLUS Page 34

Thermal transfer printer for roll material
THERMOMARK X1.2 Page 42

Thermal transfer printer for shrink sleeves (double-sided printing possible)
THERMOMARK W2 Page 43



Plotter
CMS-P1-PLOTTER Page 44

Plotter with engraving unit
P1 ENGRAVING UNIT Page 45



Zack marker strip terminal marking for tall and flat marker groove, for printing with plotter
ZB... Page 68

UniCard terminal marking for a tall marker groove, for printing with THERMOMARK CARD
UCT-TM... Page 82



UniCard terminal marking for tall and flat marker groove, for printing with THERMOMARK CARD
UCT-TM... Page 82



UniSheet terminal marking for a universal marker groove, for printing with THERMOMARK CARD
US-TM... Page 90

Group marking Page 108

UniCard marking for terminal blocks from other manufacturers, for printing with BLUEMARK and THERMOMARK CARD
Page 118

## Conductor and cable marking - MARKING system

Aluminum cable marking for assembly with cable binders, for printing with BLUEMARK CLED
WMTB-AL... Page 161

UniCard clip-on conductor marking, for printing with BLUEMARK
UC-WMC... Page 162

Thermal transfer printer for printing plastic material in UCT and US format
THERMOMARK CARD Page 35

Thermal transfer printer for roll material
THERMOMARK ROLL Page 38

Thermal transfer printer for roll material
THERMOMARK ROLL X1 Page 39

Thermal transfer printer sets
MARKING BOX Page 40

## Terminal marking - MARKING system



UniCard terminal marking for a tall marker groove, for printing with BLUEMARK
UC-TM... Page 58



UniCard terminal marking for tall and flat marker groove, for printing with BLUEMARK
UC-TM... Page 58

UniCard terminal marking for marking stud holders, for printing with BLUEMARK
UC-TMN... Page 66



Zack marker strip terminal marking for a tall marker groove, for printing with plotter
ZB... Page 68



UniSheet terminal marking for tall and flat marker grooves, for printing with THERMOMARK CARD
US-TMF... Page 91
UCT1... UCT5-TM... Page 128



Self-adhesive marker strips for terminal blocks without a marker groove, for printing with THERMOMARK ROLL
US-TML... Page 92



Marker strips for terminal marking, for tall and flat marker grooves, for printing with THERMOMARK ROLL
TMT... Page 94

Self-adhesive marker strips for terminal blocks without a marker groove, for printing with THERMOMARK ROLL
TML... Page 106

UniCard conductor marking for threading, for printing with BLUEMARK
UC-WMCO... Page 170

Conductor marking with ferrules that can be labeled, for printing with BLUEMARK
AI-WM... Page 175



UniCard conductor marking for marking collars, for printing with BLUEMARK
UC-WMT... Page 176

UniCard cable marking for assembly with cable binders, for printing with BLUEMARK
UC-WMTB... Page 179
UC-WMTBA... Page 180

## Product range in pictures

UniCard conductor marking for threading, for printing with THERMOMARK CARD
UCT-WMS... Page 186



UniSheet conductor marking for marking collars, for printing with THERMOMARK CARD
US-WMT... Page 187

UniSheet cable marking for assembly with cable binders, for printing with THERMOMARK CARD
US-WMTB... Page 190

Self-adhesive conductor marking with transparent protective foil, for printing with THERMOMARK ROLL
WML... Page 194

Cable marking for assembly with cable binders, for printing with THERMOMARK ROLL
WMTB... Page 211

Cable markers for marking cables and conductors with larger cross sections
SD-WMTBS... Page 221

Plastic cable markers for insert labels
KMK... Page 214

Halogen-free conductor and cable marking for assembly with cable binders
WMTB-HF... Page 212

Aluminum device marking that can be snapped into marker carriers, for printing with BLUEMARK CLED
EMP-AL... Page 233

UniCard stick-on device marking with high adhesive strength, for printing with BLUEMARK
UC-EMLP... Page 234

UniCard device marking for screwing or riveting, for printing with BLUEMARK
UC-EMSP... Page 236
PATO... Page 225

Marker carriers for
UC–EMP .../US–EMP ... snap-in labels, for printing with BLUEMARK Page 296



Device marking for snapping into marker carriers, for printing with THERMOMARK CARD
P-SS-ZB.../ P-ZB... Page 298

Stick-on device marking and additional screws or rivets, for printing with THERMOMARK CARD
US-EMLSP... Page 267

Stick-on device marking for marking with THERMOMARK CARD
US-EML... Page 268

Stick-on device marking, for printing with THERMOMARK ROLL
EML... Page 270

Self-adhesive conductor marking with flags
WML-FLAG... Page 198

Pre-assembled shrink sleeves, for printing with THERMOMARK ROLL
WMS... Page 200

Insert conductor marking for marking collars, for printing with THERMOMARK ROLL
EMT... Page 208

Conductor marking for threading, for printing with THERMOMARK ROLL
WMT... Page 210

Stainless steel cable marking
SD-WMTBS...VA Page 222

Marking collars for insert labels
PATG... Page 224
PATO... Page 225

## Device marking - MARKING system

Stick-on aluminum device marking, for printing with BLUEMARK CLED
EMLP-AL Page 231

Aluminum device marking to be screwed in or riveted, for printing with BLUEMARK CLED
EMSP-AL... Page 232

UniCard device marking that can be snapped into marker carriers, for printing with BLUEMARK

UC-EMP... Page 237

UniCard snap-in device marking, for printing with BLUEMARK
UC-EM... Page 240




UniSheet stick-on device marking, for printing with THERMOMARK CARD
US-EMLP... Page 258

UniSheet device marking that can be snapped into marker carriers, for printing with THERMOMARK CARD

US-EMP... Page 262

Stick-on device marking, for printing with THERMOMARK ROLL
EMLP... Page 274

Stick-on device marking, can be engraved or marked, for printing with THERMOMARK ROLL
EMLP 24... Page 276
EMLP 30... Page 277

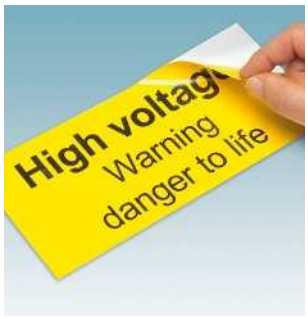


Highly flexible stick-on PVC device marking, for printing with THERMOMARK ROLL
EMLF... Page 278

Stick-on device marking for rough or structured surfaces, for printing with THERMOMARK ROLL
EML-HA... Page 280

## Product range in pictures

Stick-on device marking for high-temperature applications, for printing with THERMOMARK ROLL
EML-HT... Page 282

Stick-on device marking, for ESD applications, for printing with THERMOMARK ROLL...
EML-ESD... Page 284

Stick-on device marking, removable, for printing with THERMOMARK ROLL...
EML-RM... Page 286

Stick-on device marking for anti-tamper protection, for printing with THERMOMARK ROLL
EMLS... Page 288

## System marking - MARKING system

Stick-on warning labels, preprinted and for printing with THERMOMARK
US-PML-W... Page 320

Stick-on warning labels, with lightning flash and warning instruction
PML-W301... Page 324

Stick-on prohibition signs, preprinted and for printing with THERMOMARK
PML-P101... Page 328

Stick-on mandatory signs, preprinted and for printing with THERMOMARK
PML-M101... Page 336

## Hand tools - TOOL fox

Cable cutter
CUTFOX... Page 364

Cable cutter with ratchet function for minimum effort
CUTFOX... Page 364

UNIFOX VDE combination pliers
UNIFOX-CE VDE... Page 368

Cable binder tools for plastic and stainless steel cable binders
UNIFOX-CT... Page 369

WIREFOX stripping tools, angled
WIREFOX... Page 378

WIREFOX stripping tools
WIREFOX... Page 378

WIREFOX stripping tool
WIREFOX-D... Page 386

Stripping tool for coaxial cables
WIREFOX-D... Page 386

UniCard snap-in device marking for Axioline E series, for printing with THERMOMARK ROLL
EMT...R Page 290

UniCard device marking that can be snapped into marker carriers, for printing with BLUEMARK

UC-EMP... Page 237




Stick-on device marking, can be engraved or labeled with writing
GPE... Page 294

Marker carrier for buttons and control devices
CARRIER-EMP 22... Page 296
CARRIER-EMLP 22... Page 297

Stick-on pipeline markers, for printing with THERMOMARK ROLL...
PML-T101... Page 342

Stick-on hazardous substances labels, pre-printed and for printing with THERMOMARK
PML-GHS101... Page 350

Stick-on combi labels, for printing with THERMOMARK CARD...
US-EMLF... Page 354

Magnetic label, unprinted, for printing with THERMOMARK ROLL...
PMM... Page 356

CUTFOX cable duct cutter
CUTFOX-CD Page 371

Cable duct cutter
PPS CD M Page 371

Profile cutters
PPS... Page 372

MICROFOX pliers for all electronics applications
MICROFOX... Page 374

Stripping tool for solar cables
WIREFOX-D SR... Page 387

CRIMPHANDY - portable hand-held machine, for stripping and crimping in just one step
CRIMPHANDY Page 388

CRIMPFOX crimping pliers for ferrules
CRIMPFOX... Page 392

Crimping pliers for connectors
CRIMPFOX-RCI... Page 398

## Product range in pictures

Basic pliers for accommodating various crimp inserts
CRIMPFOX-C50 Page 403

Crimping pliers for solar connectors
CRIMPFOX-SR... Page 410

Basic pliers for accommodating various coaxial crimp inserts
CRIMPFOX-M... Page 412

Screwdrivers
SZS... Page 416

Voltage and continuity tester
DUSPOL... Page 434

Digital current probe multimeter
TESTFOX... Page 435

Tool sets
TOOL... Page 438

Ferrules, slip-on sleeves, cable lugs, ring cable lugs
AI... Page 445
C... Page 454

## Mounting material - CABINET add-on

DIN rails
NS... Page 486

Snap-on end brackets without screws
CLIPFIX... Page 498

Cover profiles
EA... Page 506
AP... Page 504
A/U... Page 505

Power, branch, and L/N/PE connection terminal blocks
AK.../AKG... Page 510
EK... Page 509
AZK 35... Page 509

CES cable entry system
CES... Page 532

Cable ducts and accessories
CD... Page 543

DIN rail with cable clamps
WCC... Page 547

Protective hoses made of plastic
WP... Page 548

SCREWFOX torque screwdrivers
TSD-M... Page 424

SCREWFOX cordless screwdrivers
SF-ASD Page 425

SCREWFOX preset torque screwdrivers
TSD... Page 432

SCREWFOX universal control cabinet keys
SF-CCK... Page 433

## Automatic devices - TOOL fox

Automatic cutting device for conductors and cables
CUTFOX 10... Page 470

Stripping machine
WF 1000... Page 471

Portable crimping machine for ferrules, cable lugs, and connectors
CF 500... Page 474

Portable stripping and crimping machine for taped products
CF 3000... Page 478

Europe terminal blocks and junction box connectors
EC... Page 512
JBC... Page 516

Sockets with a 45 mm standard pitch
SD-D... Page 518

Shield connection clamps
SK... Page 522



Support for single-sided shielding
AB-SK... Page 524
AB/SS... Page 528

Screw connections for protective hoses
WP-G HF... Page 550

Spiral hoses
WG-S HF... Page 565

Plastic cable markers for insert labels
KMK... Page 572

Cable binders Page 574

# Marking systems, tools, and mounting material

Optimize all of the processes involved in the setup, installation, and maintenance of your control cabinets and switchgear. We can help you achieve this with perfectly co-ordinated products from our marking, tool, and mounting material ranges. In this catalog you will find everything you need for marking, securing, and mounting your control cabinet components.

## MARKING system

MARKING system provides the perfect solutions for terminal, conductor, cable, device, and system marking. It places at your disposal the CLIP PROJECT planning and marking software, various printing systems, and a wide variety of marking materials.

## TOOL fox

TOOL fox is the complete range of professional processing and measuring tools. Designed for use in all processes in electrical engineering, the tools and automatic devices impress with their optimum handling and quality.

## CABINET add-on

CABINET add-on stands for modern control cabinet technology. DIN rails and end brackets ensure the secure attachment of terminal boards and modules, while shield connection clamps guarantee EMC-compliant system wiring and cable ducts bring order to the control cabinet.

## Service

Choose the complete range. Working to your specifications, we will manufacture and label terminal strips and complete terminal boxes or modules for direct installation in your application.

# MARKING system

MARKING system is the intelligent solution for quick and easy terminal, conductor, cable, device, and system marking. The marking data is transferred from the CLIP PROJECT planning and marking software to the printers at the click of a mouse. Whether your printing system involves a BLUEMARK CLED high-speed printer, a thermal transfer printer or a plotter, a wide range of marking material is available.

## Terminal marking

Terminal markers are available marked and unmarked in UniCard and UniSheet format as well as in roll and sheet form. Our marking service also enables terminal markers to be printed according to customer specifications.

## Conductor and cable marking

Conductors and cables can be marked in numerous different ways. The markers can either be threaded on, pushed on, clipped on, adhered in place or attached with cable binders. They are available unprinted or can be ordered from our marking service printed according to customer specifications.

## Device marking

Various device markers are available for the optimum and individual marking of control cabinets, switchgear, and their components. Our marking service also enables markers to be printed according to customer specifications.

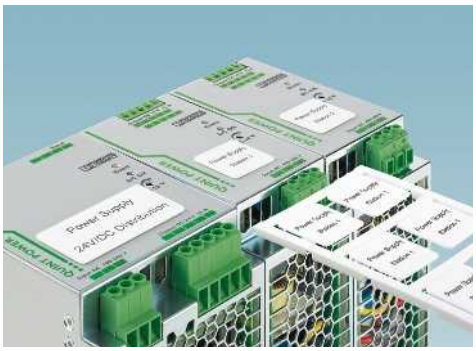

## System marking

Numerous safety markings are available for the clear and comprehensive marking of systems. These are available unprinted or can be custom-printed by our marking service according to customer specifications.

# TOOL fox

TOOL fox consists of the full range of professional processing and measuring tools for all electrical engineering applications. The ergonomically designed tools for cutting, stripping, crimping, screwing, and testing impress with their optimum handling and quality. Specially hardened tool steels ensure maximum durability. Cutting devices, stripping machines, and crimping machines can be used to automate work steps.

## Cutting tools

The use of professional cutting tools should result in a precise intersection without deforming the conductor. Our precision cutting tools meet this requirement and are suitable for cables up to 100 mm in diameter.

## Stripping tools

Correct stripping and dismantling can only be achieved with professional stripping tools. Special geometries and hardened blades ensure accurate results every time. Automatic conductor cross section setting provides reliable protection against damage to the conductors.

## Crimping tools

Once they have been stripped, cable ends can be equipped with various ferrules and a range of connectors. Professional crimping pliers are available for this purpose. These guarantee long-term, stable, and gas-tight high-quality crimping for all conductors and cables up to 120 mm².

# CABINET add-on

CABINET add-on stands for modern control cabinet technology which ensures that control cabinets and switchgear can be set up quickly and take up as little space as possible. DIN rails and end brackets ensure the secure attachment of electrical connecting elements and components. Shield connection clamps guarantee EMC-compliant system wiring. The cable management product range spans from the innovative CES space- and cost-saving cable entry system, across the extensive range of cable protection systems and cable ducts, right up to cable binders for every application.

## Component mounting

You can save time when securing electrical connections and components in switchgear by using suitable mounting devices. In addition, you can make optimum use of the space in the control cabinet by combining mounting accessories.



## Shielding

A wide selection of shield connection clamps, neutral busbars, and supports guarantees that the wiring of the control cabinet or the switch system complies with EMC regulations and also ensures optimum wiring convenience.



## Cable entry system

The CES cable entry system allows you to insert a variety of pre-assembled conductors, cables, and protective hoses into areas with limited space in control cabinets, distributor boxes or devices, in a way which protects them against water and dust.

## Cable bundling and cable routing

Use cable ducts to bring order to your control cabinet. Cable clamps are used to fix the cables running from the field. The conductors are bundled together quickly and easily using plastic cable markers and routed into the cable ducts. Protective hoses provide the right cable protection for every application.

# Our services

At Phoenix Contact, trendsetting products are complemented by a comprehensive range of services. Wherever you are in the world, our global network means that you can rely on our service. Being at home all over the world and speaking the language of the user is what we understand by customer proximity. We live up to this with more than 40 Phoenix Contact subsidiaries and in excess of 30 representatives in other countries.

## Terminal strip production

Pre-assembled terminal strips enable you to both streamline your process sequences and save installation time. We supply your terminal strips fully labeled.



## Control box production

We can produce fully assembled control boxes to your specifications. Our service even includes putting together custom product sets.

## Labeling service

With CLIP PROJECT, the planning and marking software, you can create labels to suit your wishes. Just use the built-in e-mail function to send the data to us, and we will deliver ready-printed marking materials directly to your production facility. Quick and easy – all you have to do is mount the materials.



PHOENIX CONTACT
UC-TM 6
ePLAN
CLIP PROJECT
CLIP PROJECT
Phoenix Contact Assembly Designer
Multilingual
PHOENIX CONTACT
INSPIRING INNOVATIONS

# Planning and marking software - CLIP PROJECT

The CLIP PROJECT software consists of two modules:
- CLIP PROJECT Planning enables the quick and convenient planning and configuration of fault-free terminal strips.
- CLIP PROJECT Marking is a powerful piece of software for the creation of individual labels for terminal blocks, cables, lines, devices, and systems.

Thanks to the optimum interaction between the two modules, even in connection with electrical planning systems, the result is an end-to-end process chain: from planning and documentation, right up to the finished terminal strip or the finished marking.

The advanced version, CLIP PROJECT professional, also features an efficient template designer, which can be used to design custom labels.

**Product range overview**


| | |
|---|---|
| **CLIP PROJECT planning and marking software** | **22** |
| CLIP PROJECT advanced | **26** |
| CLIP PROJECT professional | **27** |

# A consistent system from configuration through to the finished application

CLIP PROJECT combines the proven planning software for terminal strip configuration with a high-performance marking tool. Direct data exchange with all conventional CAE programs, along with the creation of the complete project documentation, are what make this configuration software unique. CLIP PROJECT provides the perfect output devices and marking materials for terminal, conductor, device, and system marking. Quite simply, it is a single piece of software that is compatible with all printing systems and can be used to label any type of application.

Configuration ...

Production ...

**Printing systems**
From high-speed printers to universal lists.

**Complete documentation**
CLIP PROJECT creates complete order, parts, structure, and mounting lists at the click of a mouse.

## ... Mounting

**We make everything to suit your requirements**
With CLIP PROJECT, you can create markers or complete terminal strips in accordance with your specifications. Just send the data to us using the built-in e-mail function.
We can provide markings that are printed precisely to meet the requirements of your application or even completely labeled terminal strips. Direct to your production facility, quickly and easily - all you need to take care of is installation.

## CLIP PROJECT planning and marking software




### Marking module

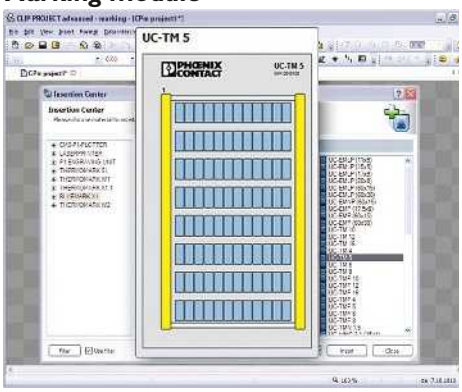


During selection, the marking materials are displayed as a preview for rapid product selection.

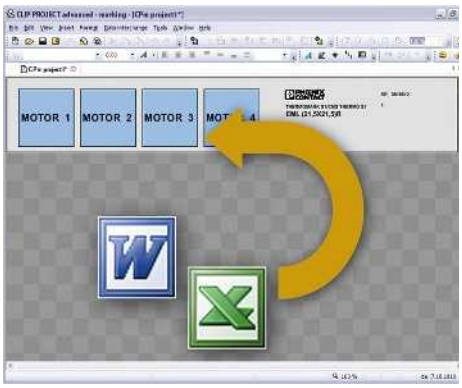


Interfaces to all CAE systems and spreadsheet and text processing programs are provided for the open exchange of data.

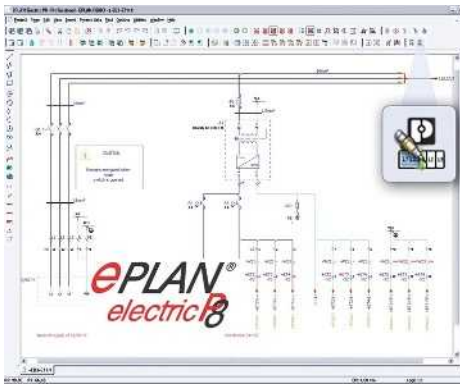


By integrating CLIP PROJECT into EPLAN P8, the labeling data for terminal, conductor, and device marking can be automatically taken from the circuit diagram.

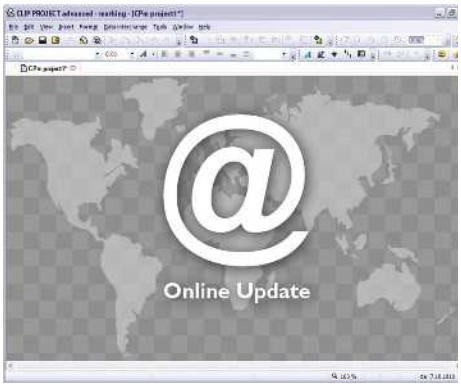


The online update immediately provides the user with new products and program extensions for the marking and planning module.

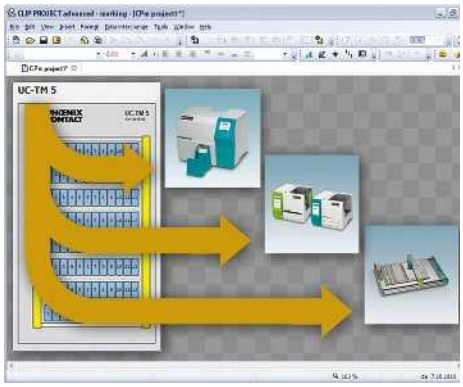


All Phoenix Contact output devices and standard office printers can be easily controlled with just one piece of software.

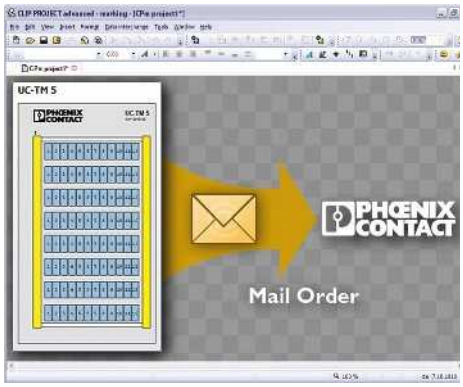


Phoenix Contact provides a labeling service. Orders can be placed by e-mail and all items printed and supplied to suit the customer.

## Planning module

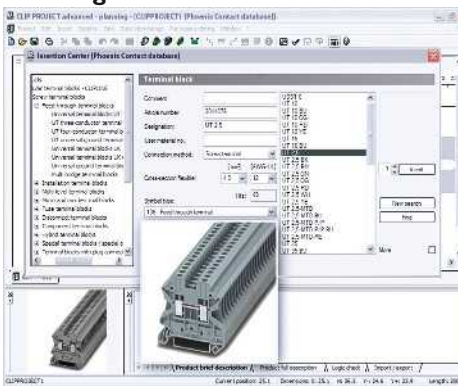

During selection, all Phoenix Contact products which can be fitted on DIN rails are displayed as a preview for rapid product selection.

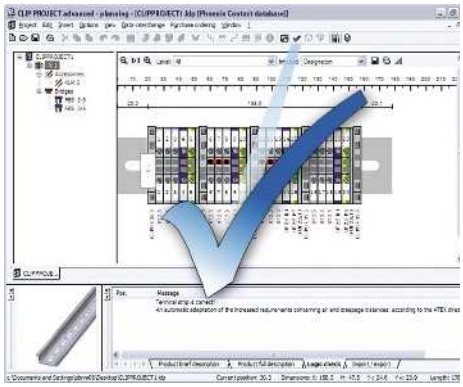

The automatic correction function checks the configured terminal strip and automatically adds any missing accessories. 2D and 3D design data are available at the click of a mouse.

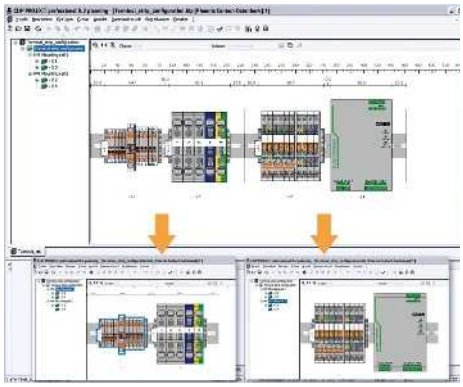

The configured terminal strips can be distributed across several DIN rails in order to determine the exact space requirements for installation.

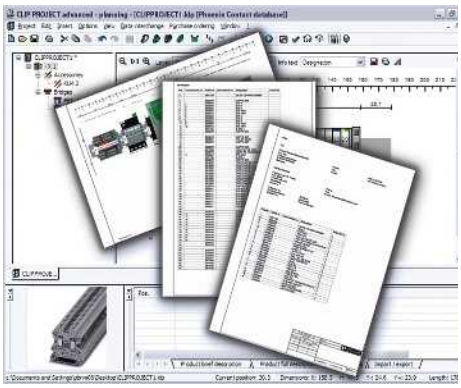

Complete documentation and an effective 3D preview are available for rapidly and correctly producing the mechanical structure of the terminal strips.

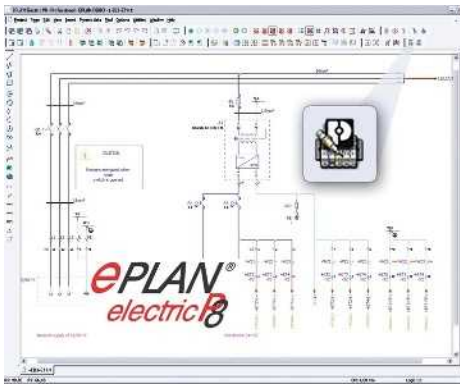


By integrating CLIP PROJECT into EPLAN P8, terminal strips are automatically produced from the circuit diagram in CLIP PROJECT. The product data is written back to the EPLAN parts lists using the two-way interface.

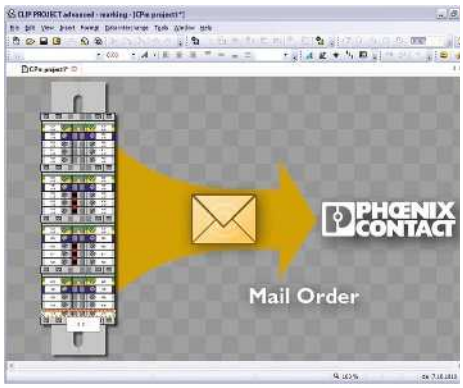


Phoenix Contact provides a terminal strip service. The terminal strips configured to suit your requirements can be ordered using the e-mail function. Phoenix Contact will supply the terminal strips promptly.

## CLIP PROJECT planning and marking software

### CLIP PROJECT advanced

The CLIP PROJECT advanced program enables the quick planning and configuration of terminal strips for the control cabinet and field as well as custom-marking of terminal blocks, cables, and lines, plus devices and systems:

- Planning of terminal strips with components of the CLIPLINE, INTERFACE, TRABTECH, and AUTOMATION product ranges
- The automatic correction function performs a logical test of the terminal strips and automatically adds the necessary accessories such as covers and end brackets
- The terminal strip configurator enables the distributed arrangement of individual terminal strips on different DIN rails
- 3D preview and complete documentation of the assembled DIN rails, such as order and mounting lists.
- High-performance import of labeling information and extensive design options for the custom-labeling of terminal blocks, cables, and lines, as well as devices and systems
- Numerous sorting and filter functions for efficient management of your print jobs
- Support for all marking materials and output devices from Phoenix Contact
- Automatic Internet update
- Intuitive Windows® user interface

To reduce engineering costs and improve data quality, CLIP PROJECT advanced allows two-way data exchange with electrical planning systems:

- With the circuit diagram as the basis, the required products are automatically selected and their complete data written back to the parts lists
- The labeling information can be automatically exported and assigned to the desired marking materials
- In order for the labeling to be assigned clearly, even in the case of extensive projects, the project structure tree from the CAE system has been adopted in CLIP PROJECT; this also allows the labeling to be output to sub-projects



#### Technical data

| | |
|---|---|
| **General data** | |
| Software interface | EPLAN 5.7<br>EPLAN Electric P8<br>AUCOTEC ELCAD<br>AUCOTEC Engineering Base<br>AUCOTEC RUPLAN<br>ZUKEN E$^3$<br>Bentley Promis-e<br>WSCAD<br>IGE XAO<br>PC-Schematic AUTOMATION<br>SDProget SPAC |
| System requirements | |
| Operating systems | MS Windows XP SP3, MS Windows Vista, MS Windows 7 (32/64-bit), MS Windows 8 (32/64-bit) |

#### Ordering data

| Description | Type | Order No. | Pcs. / Pkt. |
|---|---|---|---|
| **CLIP PROJECT advanced, planning and marking software,** German/English/French/Dutch/Italian/Spanish/Russian/Polish/Hungarian/Czech/Turkish/Portuguese/Chinese and Japanese | **CLIP-PROJECT ADVANCED** | **5146040** | 1 |

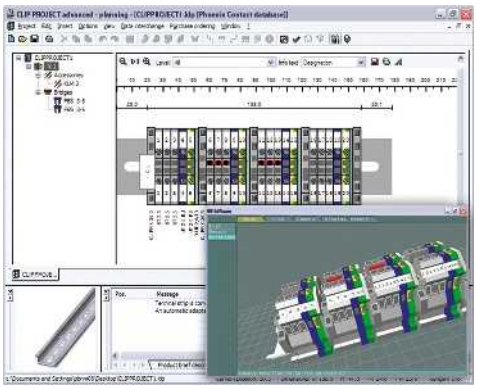

## CLIP PROJECT professional

The CLIP PROJECT planning and marking software is available in both an advanced and professional version:

- The professional version also includes an efficient template designer, which can be used to design signs of your choice and to adapt existing material descriptions
- Graphics, various barcode types, and geometric elements such as squares, circles, and lines can be accessed for design work
- Data can also be imported into the templates from various data sources
- Rapid, simple, and flexible adaptation to changing requirements



### Technical data

| | |
|---|---|
| **General data** | |
| Software interface | EPLAN 5.7<br>EPLAN Electric P8<br>AUCOTEC ELCAD<br>AUCOTEC Engineering Base<br>AUCOTEC RUPLAN<br>ZUKEN E$^3$<br>Bentley Promis-e<br>WSCAD<br>IGE XAO<br>PC-Schematic AUTOMATION<br>SDProget SPAC |
| System requirements | |
| Operating systems | MS Windows XP SP3, MS Windows Vista, MS Windows 7 (32/64-bit), MS Windows 8 (32/64-bit) |

### Ordering data

| Description | Type | Order No. | Pcs. / Pkt. |
|---|---|---|---|
| **CLIP PROJECT professional, planning and marking software, with template designer,** German/English/French/Dutch/Italian/Spanish/Russian/Polish/Hungarian/Czech/Turkish/Portuguese/Chinese and Japanese | **CLIP-PROJECT PROFESSIONAL** | **5146053** | 1 |

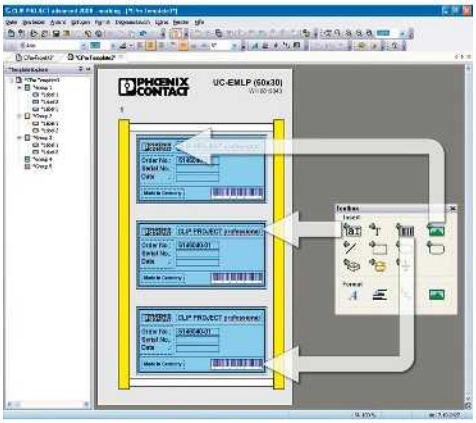

PHOENIX CONTACT
BLUEMARK CLED
12:34 USB
PHOENIX CONTACT
BLUEMARK CLED
READY

# Printing systems - MARKING system

The right printer for every application. We can provide a wide range of printing systems for your terminal, conductor, cable, and device marking requirements. The BLUEMARK CLED high-speed printer with innovative UV technology prints materials in UniCard format quickly and easily.

The printers in the THERMOMARK series are renowned for their proven maintenance-free printing method and maximum user-friendliness. They can be used to print markers in a variety of materials and print formats, as well as labels and shrink sleeves, in outstanding quality.

**Product range overview**


| | |
|---|---|
| **Printing systems** | **30** |
| BLUEMARK CLED | **32** |
| THERMOMARK CARD PLUS | **34** |
| THERMOMARK CARD | **35** |
| THERMOMARK ROLL | **38** |
| THERMOMARK ROLL X1 | **39** |
| MARKING BOX | **40** |
| THERMOMARK CARD SET and ROLL SET | **41** |
| THERMOMARK X1.2 | **42** |
| THERMOMARK W2 | **43** |
| CMS-P1-PLOTTER | **44** |
| CMS-P1-PLOTTER engraving unit | **45** |
| **Overview of marking material - printers** | **50** |
| Which printer prints which marking | |

Phoenix Contact is a competent partner for control cabinet and system engineering. In this context, we aim to supplement our products with services, hardware, and software to make the planning and production of systems as efficient as possible.
MARKING system from Phoenix Contact represents an integrated labeling system from planning right through to the finished printed label. In addition to the wide range of marking materials, the marking range also includes the CLIP PROJECT software as well as various printers.
The data required for labeling is sent to the printers by the CLIP PROJECT planning software, which is supplied as standard. This controls the printers and facilitates the creation of marking data by allowing data to be imported directly from circuit diagrams.

Phoenix Contact provides a variety of printing systems:
- BLUEMARK CLED, high-speed printer with UV technology for labeling UniCard formats
- THERMOMARK CARD, thermal transfer printer for labeling UniCard and UniSheet formats
- THERMOMARK ROLL, thermal transfer printer for labeling material off the roll and continuous media
- THERMOMARK ROLL X1, thermal transfer printer for large quantities
- THERMOMARK W2, thermal transfer printer for double-sided labeling and perforation of continuous shrink sleeves
- CMS-P1-PLOTTER and P1 ENGRAVING UNIT to extend plotters for engraving

A comprehensive range of materials for marking terminal blocks, conductors, cables, and devices is available for each of the printing systems provided. As a result, each printing system represents a self-contained solution capable of performing all marking tasks in and around the control cabinet. To ensure that you benefit from consistently high levels of marking quality, all the materials offered are tailored to the devices concerned and undergo extensive testing.




The BLUEMARK CLED uses the latest UV technology for labeling. This makes the markers instantly wipe-resistant and ready for immediate use. The fast printing technology enables 10,000 labels to be processed per hour. Thanks to the LED technology, the printer does not require a warm-up time, is environmentally friendly, and is also very quiet.

With the new THERMOMARK CARD PLUS thermal transfer printer, you can use a segmented ink ribbon to create four-color marking labels. You can create warning instructions, prohibition signs, mandatory signs, hazardous substances labels according to the Ordinance on Hazardous Substances, and combi labels easily and with excellent quality. The low weight and compact design of this new printer mean that it can also be used as a portable solution.

The new THERMOMARK CARD thermal transfer printer can be used to print marking materials supplied in card format. It offers you a really easy way to produce terminal, conductor, cable, and device markings of incredibly high quality. The low weight and compact design of the new printer mean that it can also be used as a portable solution wherever it is needed.

The THERMOMARK ROLL thermal transfer printer has been designed for printing material off the roll and continuous media. You can easily create high-quality printed labels, markers, and shrink sleeves. The compact printer is also suitable for mobile use. The THERMOMARK ROLL X1 is particularly suitable for labeling large quantities.

The THERMOMARK W2 has been specially developed for the double-sided printing and perforation of continuous WMS shrink sleeves. Double-sided labeling ensures optimum legibility on conductors and cables. The special construction of the guide elements ensures easy handling when inserting the sleeve.

Apart from label strips and UniCard materials, the CMS-P1-PLOTTER can also be used to label sheet materials. Its integrated pen station facilitates handling and helps prevent the pens from drying out.
The CMS−P1−PLOTTER can be converted into an engraving unit quickly and easily by swapping the plotter head for the engraving device.

## BLUEMARK CLED

UV LED technology

### MARKING system

The new BLUEMARK CLED makes labeling standardized UniCard material for terminal blocks, conductors, and device marking as easy as printing on paper.
The printer receives labeling data directly from your CAE system via the CLIP PROJECT central planning and marking software.

### Simple operation

– Order-specific printing, thanks to large exchangeable magazine for up to 40 marker sheets
– Printing can be rotated by 180° as required, thanks to automatic material detection
– The front feed enables individual sheets to be labeled regardless of how the magazine is assembled

### Easy operation

– Thanks to large color touch screen
– Direct entry of data and commands
– Clear symbols and plain text messages
– Ready to print as soon as device is switched on
– Language selection via touchscreen menu

### CLED – compact UV LED printing technology

Printing fluid is exposed to UV light which is the basis of our quick-dry printing concept. This light is generated with high intensity using 24 LEDs on a surface of 1 cm².
– Excellent printing quality
– No drying time
– High wipe and abrasion resistance
– Excellent resistance to chemicals
– Environmentally friendly, as solvent-free system

| Dimensions | |
|---|---|
| | [mm] |
| **General data** | |
| Temperature range | [°C] |
| Print method | |
| Volume | |
| Pressure capacity | |
| Interfaces | |
| Power supply | [V] |
| Weight | [kg] |
| Operating systems | |
| Power consumption | [W] |

| Description | Color |
|---|---|
| **Printer with solvent-free LED UV technology,** including CLIP PROJECT advanced software, collection container for 20 sheets, CD with multilingual user manual, English/German user manual, driver and firmware, European and US power cable, USB cable | gray |
| **Set,** consisting of: 1 x BLUEMARK CLED, Order No. 5147999, 1 x MARKING NOTEBOOK, CLIP-PROJECT PROFESSIONAL | |
| With German operating system and German keyboard | gray |
| With English operating system and English keyboard | gray |
| **Accommodating box,** in conjunction with the BLUEMARK CLED-MAG 40, for accommodating 90 UC or UCT sheets | |

| | |
|---|---|
| **Fluid cartridge,** replacement, 20 ml printing fluid, black | |
| **Exchangeable magazine,** | |
| For accommodating 20 UC or UCT sheets | |
| For accommodating 40 UC or UCT sheets | |
| **Compartment** | |
| For accommodating 20 UC or UCT sheets | |
| **Transport case,** with aluminum edges, for printer and accessories | |

**Magazines for labeling aluminum markers**

**Notes:**

An application video can be found in the download area for the relevant product on our website at www.phoenixcontact.net/products.

Printers

Printing set for mats

Accomodating box

## Technical data

| Width | Length | Height |
|---|---|---|
| **480** | **500** | **330** |
| 5 ... 35 | | |
| UV LED technology | | |
| 20 ml | | |
| Approx. 10000 markers/h (UC-TMF 4 with 2 characters/marker) | | |
| 10/100 Mbps Ethernet / USB 2.0 | | |
| 100 ... 240 / 50 Hz ... 60 Hz | | |
| 16 | | |
| MS Windows XP SP3, MS Windows Vista, MS Windows 7 (32/64-bit), MS Windows 8 (32/64-bit) | | |
| 74 | | |

## Ordering data

| Type | Order No. | Pcs. / Pkt. |
|---|---|---|
| **BLUEMARK CLED** | **5147999** | 1 |

## Accessories

| | | |
|---|---|---|
| **BLUEMARK CLED-FLUID-CARTR.** | **5146662** | 1 |
| **BLUEMARK CLED-MAG 20** | **5146655** | 1 |
| **BLUEMARK CLED-MAG 40** | **5146668** | 1 |
| **BLUEMARK CLED-STACKER 20** | **5146656** | 1 |
| **BLUEMARK CLED CASE** | **5146725** | 1 |

**See page 161**

## Technical data

| Width | Length | Height |
|---|---|---|
| **480** | **500** | **330** |
| 5 ... 35 | | |
| UV LED technology | | |
| 20 ml | | |
| Approx. 10000 markers/h (UC-TMF 4 with 2 characters/marker) | | |
| 10/100 Mbps Ethernet | | |
| 100 ... 240 / 50 Hz ... 60 Hz | | |
| 16 | | |
| MS Windows XP SP3, MS Windows Vista, MS Windows 7 (32/64-bit), MS Windows 8 (32/64-bit) | | |
| 74 | | |

## Ordering data

| Type | Order No. | Pcs. / Pkt. |
|---|---|---|
| **BLUEMARK CLED SET** | **5147400** | 1 |
| **BLUEMARK CLED SET EN** | **5147401** | 1 |

## Accessories

| | | |
|---|---|---|
| **BLUEMARK CLED-FLUID-CARTR.** | **5146662** | 1 |
| **BLUEMARK CLED-MAG 20** | **5146655** | 1 |
| **BLUEMARK CLED-MAG 40** | **5146668** | 1 |
| **BLUEMARK CLED-STACKER 20** | **5146656** | 1 |
| **BLUEMARK CLED CASE** | **5146725** | 1 |

**See page 161**

## Technical data

| Width | Length | Height |
|---|---|---|
| **400** | **470** | **160** |
| - | | |
| - | | |
| - | | |
| - | | |
| - | | |
| - | | |
| - | | |
| - | | |
| - | | |

## Ordering data

| Type | Order No. | Pcs. / Pkt. |
|---|---|---|
| **BLUEMARK CLED-BASE** | **5146669** | 1 |

## Accessories

N

## THERMOMARK CARD PLUS, for sheet materials and cards, four-color printing

Thermal transfer for sheets and cards

The THERMOMARK CARD PLUS was specially developed for printing with segmented multi-ink ribbons.

- Prints markers in card format for terminal, conductor, cable, device, system, and safety marking applications
- Prints several colors without replacing the ink ribbon
- For all UniCard (UCT) and UniSheet (US) materials
- Maintenance-free operation with tried-and-tested thermal transfer printing technology
- High-quality, fast printing: printing time for one single-color UniCard: just 8 seconds
- Easy operating concept based on straightforward touchscreen entry
- USB and Ethernet connections
- Easy to control with the CLIP PROJECT software

**Notes:**

An application video can be found in the download area for the relevant product on our website at www.phoenixcontact.net/products.

### Technical data

| | | | |
|---|---|---|---|
| **Dimensions** | | | |
| | Width | Length | Height |
| | [mm] | **253** | **320** | **189** |
| **General data** | | | |
| Print resolution | [dpi] | 300 dpi | | |
| Max. print width | [mm] | 104 | | |
| Power supply | [V] | 100 ... 240 / 50 Hz ... 60 Hz | | |
| Weight | [kg] | 6 | | |
| Operating systems | | MS Windows XP SP3, MS Windows Vista, MS Windows 7 (32/64-bit), MS Windows 8 (32/64-bit) | | |

### Ordering data

| Description | Color | Type | Order No. | Pcs. / Pkt. |
|---|---|---|---|---|
| **Thermal transfer printer for cards,** incl. European power cable, US power cable, USB cable, DVD with CLIP PROJECT ADVANCED, CD with multilingual user manual/driver/firmware, DIN A5 printed English/German user manual, magazine for UCT–TM materials, magazine for US materials, one unit pack UCT–TM 6, one unit pack US–EMLP (85,6x54), one ink ribbon (50-meter sample roll) | gray | **THERMOMARK CARD PLUS** | **5146481** | 1 |

### Accessories

| | | | | |
|---|---|---|---|---|
| **Transport case** | | **TL CASE** | **0800613** | 1 |
| **Ink ribbon,** length: 300 m, width: 110 mm | black | **THERMOMARK-RIBBON 110-TC** | **0801371** | 1 |
| **Ink ribbon,** length: 300 m, width: 110 mm | white | **TM-RIBBON 110-TC/TR WH** | **1014402** | 1 |
| **Segmented ink ribbon,** length: 60 m, width: 110 mm two segments in colors | black/red | **TM-RIBBON 110-TC BK/RD** | **1014403** | 1 |
| three segments in colors | black/red/yellow | **TM-RIBBON 110-TC BK/RD/YE** | **1014404** | 1 |
| four segments in colors | black/red/blue/yellow | **TM-RIBBON 110-TC BK/RD/BU/YE** | **1014405** | 1 |

## THERMOMARK CARD, thermal transfer printer for sheet materials and cards

Thermal transfer for sheets and cards

CCC

- The THERMOMARK CARD can print markers supplied as cards in the context of terminal, conductor, cable, and device marking applications
- For all UniCard (UCT) and UniSheet (US) materials
- Maintenance-free operation with tried-and-tested thermal transfer printing technology
- High-quality, fast labeling. Printing time for one UniCard: just 8 seconds
- Easy operating concept based on straightforward touchscreen entry
- USB and Ethernet connections
- Easy to control with the CLIP PROJECT software

| Notes: |
|---|
| For corresponding magazines, see page 36. |
| An application video can be found in the download area for the relevant product on our website at www.phoenixcontact.net/products. |

### Technical data

| Dimensions | | Width | Length | Height |
|---|---|---|---|---|
| | [mm] | **253** | **320** | **189** |

| General data | | |
|---|---|---|
| Print resolution | [dpi] | 300 dpi |
| Max. print width | [mm] | 104 |
| Power supply | [V] | 100 ... 240 / 50 Hz ... 60 Hz |
| Weight | [kg] | 6 |
| Operating systems | | MS Windows XP SP3, MS Windows Vista, MS Windows 7 (32/64-bit), MS Windows 8 (32/64-bit) |

### Ordering data

| Description | Color | Type | Order No. | Pcs. / Pkt. |
|---|---|---|---|---|
| **Thermal transfer printer for cards,** incl. European power cable, US power cable, USB cable, DVD with CLIP PROJECT ADVANCED, CD with multilingual user manual/driver/firmware, DIN A5 printed English/German user manual, magazine for UCT–TM materials, magazine for US materials, one unit pack UCT–TM 6, one unit pack US–EMLP (85,6x54), one ink ribbon (50-meter sample roll) | gray | **THERMOMARK CARD** | **5146464** | 1 |

### Accessories

| | | | | |
|---|---|---|---|---|
| **Transport case** | | **TL CASE** | **0800613** | 1 |
| **Ink ribbon,** length: 300 m, width: 110 mm | black | **THERMOMARK-RIBBON 110-TC** | **0801371** | 1 |
| **Ink ribbon,** length: 300 m, width: 110 mm | white | **TM-RIBBON 110-TC/TR WH** | **1014402** | 1 |

## Magazines for THERMOMARK CARD and THERMOMARK CARD PLUS

Thermal transfer for sheets and cards

- Robust magazines for UniCard labeling material
- The format automatically ensures printing with a high level of positional accuracy
- Even compatible with marking sheets that have already been started

| Description | Ordering data: Type | Order No. | Pcs. / Pkt. |
|---|---|---|---|
| **Magazine,** for THERMOMARK CARD ... for accommodating: UCT–TM ..., UCT1–TM ..., UCT5–TM ..., UCT–EM (5X10), UCT-EM (6X10) | THERMOMARK CARD-UCT-MAG1 | 5146480 | 1 |
| **Magazine,** for THERMOMARK CARD ..., for accommodating: UCT–TMF ... | THERMOMARK CARD-UCT-MAG2 | 5146563 | 1 |
| **Magazine,** for THERMOMARK CARD ..., for accommodating: UCT–WMS … | THERMOMARK CARD-UCT-MAG3 | 5146613 | 1 |
| **Plastic magazine,** for THERMOMARK CARD ..., for accommodating: UCT1–TMF… | THERMOMARK CARD-UCT-MAG4 | 5146614 | 1 |
| **Plastic magazine,** for THERMOMARK CARD ..., for accommodating: UCT2–TM … | THERMOMARK CARD-UCT-MAG5 | 5146615 | 1 |
| **Magazine,** for THERMOMARK CARD ..., for accommodating: UCT3–TM … | THERMOMARK CARD-UCT-MAG6 | 5146616 | 1 |
| **Magazine,** for THERMOMARK CARD ..., for accommodating UCT-WMT ... sheets, UCT-EM (17X10) | THERMOMARK CARD-UCT-MAG7 | 0801734 | 1 |
| **Magazine,** for THERMOMARK CARD ... for accommodating UCT-EM (17,5X8), UCT-EM (20X7), UCT-EM (15X10) | THERMOMARK CARD-UCT-MAG8 | 0801735 | 1 |
| for accommodating UCT-EM (12X3.3), UCT-EM (12X6) | THERMOMARK CARD-UCT-MAG9 | 0801736 | 1 |
| for accommodating UCT–EM (30X5) | THERMOMARK CARD-UCT-MAG10 | 0801737 | 1 |
| for accommodating UCT-EM (17X10) and (20X8) | THERMOMARK CARD-UCT-MAG11 | 0801738 | 1 |
| **Magazine,** for THERMOMARK CARD ... for accommodating UCT-EM (10X8), UCT-EM (12X7) | THERMOMARK CARD-UCT-MAG12 | 0830399 | 1 |
| for accommodating UCT-EM (10X5) | THERMOMARK CARD-UCT-MAG13 | 0830400 | 1 |
| for accommodating UCT-EM (21X8) and UCT EM (17X8) | THERMOMARK CARD-UCT-MAG14 | 0830401 | 1 |
| **Magazine,** for THERMOMARK CARD ... for accommodating UCT-EM (20 x 9) | THERMOMARK CARD-UCT-MAG15 | 0830402 | 1 |
| for accommodating UCT-EM (17 x 9) | THERMOMARK CARD-UCT-MAG16 | 0830403 | 1 |
| for accommodating UCT-EM (18 x 8) | THERMOMARK CARD-UCT-MAG17 | 0830404 | 1 |
| **Magazine,** for THERMOMARK CARD ... for accommodating UCT-EM (17,5X7,5) | THERMOMARK CARD-UCT-MAG18 | 0830405 | 1 |
| for accommodating UCT-EM (10X7) | THERMOMARK CARD-UCT-MAG20 | 0830751 | 1 |
| for accommodating UCT-EM (17,5X9) | THERMOMARK CARD-UCT-MAG22 | 0830771 | 1 |
| **Magazine,** for THERMOMARK CARD ... for accommodating UCT6M-TM ... | THERMOMARK CARD-UCT-MAG23 | 0830808 | 1 |
| for accommodating UCT6R-TM ... | THERMOMARK CARD-UCT-MAG24 | 0830809 | 1 |

## Magazine for THERMOMARK CARD and THERMOMARK CARD PLUS

**Thermal transfer for sheets and cards**

- Robust magazine for UniSheet labeling material
- The format automatically ensures printing with a high level of positional accuracy
- Even compatible with marking sheets that have already been started

**Ordering data**

| Description | Type | Order No. | Pcs. / Pkt. |
|---|---|---|---|
| **Magazine,** for THERMOMARK CARD..., for accommodating all US–... materials | **THERMOMARK CARD-US-MAG1** | **5146451** | 1 |

## THERMOMARK ROLL, thermal transfer printer for material off the roll

Thermal transfer for rolls

- The THERMOMARK ROLL can print markers supplied on rolls in the context of terminal, conductor, cable, and device marking applications
- For all labels and shrink sleeves
- Maintenance-free operation with tried-and-tested thermal transfer printing technology
- High-quality, fast labeling
- Easy operating concept based on straightforward touchscreen entry
- USB and Ethernet connections
- Easy to control with the CLIP PROJECT software

**Notes:**

An application video can be found in the download area for the relevant product on our website at www.phoenixcontact.net/products.

CCC

### Technical data

| | | | | |
|---|---|---|---|---|
| **Dimensions** | | | | |
| | [mm] | Width | Length | Height |
| | | **253** | **320** | **189** |
| **General data** | | | | |
| Print resolution | [dpi] | 300 dpi | | |
| Max. print width | [mm] | 104 | | |
| Max. printing length | [mm] | 1000 | | |
| Power supply | [V] | 100 ... 240 / 50 Hz ... 60 Hz | | |
| Weight | [kg] | 4 | | |
| Operating systems | | MS Windows XP SP3, MS Windows Vista, MS Windows 7 (32/64-bit), MS Windows 8 (32/64-bit) | | |

### Ordering data

| Description | Color | Type | Order No. | Pcs. / Pkt. |
|---|---|---|---|---|
| **Thermal transfer printer for material off the roll,** including European power cable, US power cable, USB cable, DVD with CLIP PROJECT ADVANCED, CD with multilingual user manual/driver/firmware, A5 printed English/German user manual, one roll of EML (20x8) labels containing 1000 labels, one ink ribbon (50 meters) | gray | **THERMOMARK ROLL** | **5146477** | 1 |

### Accessories

| | | | | |
|---|---|---|---|---|
| **Cutter,** can be retrofitted, for precise cutting of continuous media into required lengths | | **THERMOMARK ROLL-CUTTER** | **5146422** | 1 |
| **Cutter,** can be retrofitted, for perforating continuous media | | **THERMOMARK ROLL-CUTTER/P** | **5146435** | 1 |
| **Transport case** | | **TL CASE** | **0800613** | 1 |
| **External media hub,** for roll diameters of 150 mm to 305 mm | | **THERMOMARK ROLL-ERH** | **5146448** | 1 |
| **External media hub,** for roll diameters of up to 500 mm | | **THERMOMARK-ERH 500** | **5146309** | 1 |
| **Ink ribbon,** length: 300 m, width: 110 mm | black | **THERMOMARK-RIBBON 110** | **5145384** | 1 |
| | blue | **THERMOMARK-RIBBON 110 BU** | **0829544** | 1 |
| | green | **THERMOMARK-RIBBON 110 GN** | **0829542** | 1 |
| | red | **THERMOMARK-RIBBON 110 RD** | **0829543** | 1 |
| **Ink ribbon,** specifically for high-temperature labels, EML-HT... | black | **THERMOMARK-RIBBON 110-EML-HT** | **0800342** | 1 |
| **Ink ribbon**, specifically for WMS... shrink sleeves, length: 300 m, width: 110 mm | black | **THERMOMARK-RIBBON 110-WMSU** | **0801358** | 1 |
| | white | **THERMOMARK-RIBBON 110-WMSU WH** | **0801359** | 1 |
| **Ink ribbon**, specifically for WMS... shrink sleeves, length: 300 m, width: 64 mm | black | **THERMOMARK-RIBBON 64-WMSU** | **0801360** | 1 |
| | white | **THERMOMARK-RIBBON 64-WMSU WH** | **0801361** | 1 |

## THERMOMARK ROLL X1, thermal transfer printer for material off the roll

Thermal transfer for rolls

The THERMOMARK ROLL X1 printer is suitable for labeling large quantities and offers the following features:

- Also accommodates large rolls; inside the printer housing, the label rolls are protected against environmental influences such as dust and dirt
- For all labels and shrink sleeves
- Maintenance-free operation with tried-and-tested thermal transfer printing technology
- High-quality, fast labeling
- Easy operating concept based on straightforward touchscreen entry
- USB and Ethernet connections
- Easy to control with the CLIP PROJECT software
- Printing and dispensing labels on request or automatically after removing the label with the THERMOMARK ROLL X1 -DISPENSER

### Cutting to length or perforating is easy

- Continuous media can be cut or perforated with a high degree of positioning accuracy (see figure below)

### Technical data

| | | Width | Length | Height |
|---|---|---|---|---|
| **Dimensions** | | | | |
| | [mm] | **264** | **412** | **245** |
| **General data** | | | | |
| Temperature range | [°C] | 5 ... 40 | | |
| Print resolution | [dpi] | 300 dpi | | |
| Max. print width | [mm] | 104 | | |
| Max. printing length | [mm] | 1000 | | |
| Interfaces | | 10/100 Mbps Ethernet / USB 2.0 | | |
| Power supply | [V] | 100 ... 240 / 50 Hz ... 60 Hz | | |
| Weight | [kg] | 5 | | |
| Operating systems | | MS Windows XP SP3, MS Windows Vista, MS Windows 7 (32/64-bit), MS Windows 8 (32/64-bit) | | |

### Ordering data

| Description | Color | Type | Order No. | Pcs. / Pkt. |
|---|---|---|---|---|
| **Thermal transfer printer for material off the roll,** including European power cable, US power cable, USB cable, DVD with CLIP PROJECT ADVANCED, CD with multilingual user manual/driver/firmware, A5 printed English/German user manual, one roll of EML (20x8) labels containing 1000 labels, one ink ribbon (50 meters) | gray | **THERMOMARK ROLL X1** | **5146723** | 1 |

### Accessories

| | | | | |
|---|---|---|---|---|
| **Cutter,** can be retrofitted, for precise cutting of continuous media into required lengths | | **THERMOMARK ROLL X1 CUTTER** | **5146765** | 1 |
| **Perforation device,** can be retrofitted, for perforating and cutting continuous media | | **THERMOMARK ROLL X1 CUTTER/P** | **5146766** | 1 |
| **Label dispenser,** dispensing device for labels with a height of 10 mm or more | | **THERMOMARK ROLL X1 -DISPENSER** | **1014401** | 1 |
| **Ink ribbon,** length: 300 m, width: 110 mm | black | **THERMOMARK-RIBBON 110** | **5145384** | 1 |
| | blue | **THERMOMARK-RIBBON 110 BU** | **0829544** | 1 |
| | green | **THERMOMARK-RIBBON 110 GN** | **0829542** | 1 |
| | red | **THERMOMARK-RIBBON 110 RD** | **0829543** | 1 |
| **Ink ribbon,** specifically for high-temperature labels, EML-HT... | black | **THERMOMARK-RIBBON 110-EML-HT** | **0800342** | 1 |
| **Ink ribbon**, specifically for WMS... shrink sleeves, length: 300 m, width: 110 mm | black | **THERMOMARK-RIBBON 110-WMSU** | **0801358** | 1 |
| | white | **THERMOMARK-RIBBON 110-WMSU WH** | **0801359** | 1 |
| **Ink ribbon**, specifically for WMS... shrink sleeves, length: 300 m, width: 64 mm | black | **THERMOMARK-RIBBON 64-WMSU** | **0801360** | 1 |
| | white | **THERMOMARK-RIBBON 64-WMSU WH** | **0801361** | 1 |
| **Ink ribbon,** specifically for cable markers for assembly with cable binders, WMTB HF..., length: 300 m, width: 110 mm | black | **THERMOMARK-RIBBON 110-WMTB HF** | **5148007** | 1 |
| **Transport case** | silver | **THERMOMARK ROLL X1-CASE** | **5146724** | 1 |

## THERMOMARK printer sets

Thermal transfer for sheets and cards

Thermal transfer for rolls

Printing set, complete

MARKING BOX is the complete labeling system for all terminal, conductor, cable, and device marking applications. It is available for different country-specific keyboard and operating systems.

- Includes the THERMOMARK CARD printer for all materials in the UniCard (UCT) and UniSheet (US) formats
- Includes the THERMOMARK ROLL printer for all labels and shrink sleeves supplied in rolls
- Includes a powerful notebook with pre-installed CLIP PROJECT configuration and marking software, as well as the printer drivers required to enable quick start-up without any need for installation and setup work. Plug and print. Simply connect the devices via USB and you're ready to print
- The compact and robust THERMOMARK printers are optimally suited to mobile use on site.

**Notes:**

An application video can be found in the download area for the relevant product on our website at www.phoenixcontact.net/products.

### Ordering data

| Description | Type | Order No. | Pcs. / Pkt. |
|---|---|---|---|
| **Set,** consisting of: 1 x THERMOMARK CARD, Order No. 5146464, 1 x THERMOMARK ROLL, Order No. 5146477, 1 x MARKING NOTEBOOK, CLIP-PROJECT PROFESSIONAL | | | |
| German operating system and keyboard | **MARKING BOX** | **5147100** | 1 |
| English operating system and US international keyboard | **MARKING BOX EN** | **5147101** | 1 |
| **Printing set,** consisting of: 1 x THERMOMARK CARD, Order No. 5146464, 1 x MARKING NOTEBOOK, CLIP-PROJECT PROFESSIONAL | | | |
| German operating system and keyboard | | | |
| English operating system and US international keyboard | | | |
| **Printing set,** consisting of: 1 x THERMOMARK ROLL, Order No. 5146477, 1 x MARKING NOTEBOOK, CLIP-PROJECT PROFESSIONAL | | | |
| German operating system and keyboard | | | |
| English operating system and US international keyboard | | | |
| **Versions** | | | |
| German operating system and Swiss keyboard | **MARKING BOX DE CH** | **0801749** | 1 |
| English operating system and Belgian keyboard | **MARKING BOX EN BE** | **0801742** | 1 |
| French operating system and keyboard | **MARKING BOX FR FR** | **0801590** | 1 |
| Spanish operating system and keyboard | **MARKING BOX ES ES** | **0801747** | 1 |
| Italian operating system and keyboard | **MARKING BOX IT IT** | **0801745** | 1 |
| Polish operating system and US international keyboard | **MARKING BOX PL US** | **0801744** | 1 |
| Hungarian operating system and keyboard | **MARKING BOX HU HU** | **0801750** | 1 |
| Portuguese operating system and keyboard | **MARKING BOX PT PT** | **0801748** | 1 |
| Russian operating system and keyboard | **MARKING BOX RU RU** | **0801739** | 1 |
| Danish operating system and keyboard | **MARKING BOX DK DK** | **0801741** | 1 |
| Swedish operating system and keyboard | **MARKING BOX SE SE** | **0801740** | 1 |

### Accessories

| | |
|---|---|
| **Printer accessories** | **www.phoenixcontact.net/products** |

Printing set for cards

Printing set for material provided on rolls

| Ordering data | | |
|---|---|---|
| Type | Order No. | Pcs. / Pkt. |
| THERMOMARK CARD SET | 5147200 | 1 |
| THERMOMARK CARD SET EN | 5147201 | 1 |
| THERMOMARK CARD SET DE CH | 5147220 | 1 |
| THERMOMARK CARD SET EN BE | 5147214 | 1 |
| THERMOMARK CARD SET FR FR | 0801591 | 1 |
| THERMOMARK CARD SET ES ES | 5147218 | 1 |
| THERMOMARK CARD SET IT IT | 5147217 | 1 |
| THERMOMARK CARD SET PL US | 5147215 | 1 |
| THERMOMARK CARD SET HU HU | 5147221 | 1 |
| THERMOMARK CARD SET PT PT | 5147219 | 1 |
| THERMOMARK CARD SET RU RU | 5147211 | 1 |
| THERMOMARK CARD SET DK DK | 5147213 | 1 |
| THERMOMARK CARD SET SE SE | 5147212 | 1 |

| Accessories |
|---|
| |

| Ordering data | | |
|---|---|---|
| Type | Order No. | Pcs. / Pkt. |
| THERMOMARK ROLL SET | 5147300 | 1 |
| THERMOMARK ROLL SET EN | 5147301 | 1 |
| THERMOMARK ROLL SET DE CH | 5147230 | 1 |
| THERMOMARK ROLL SET EN BE | 5147225 | 1 |
| THERMOMARK ROLL SET FR FR | 0801592 | 1 |
| THERMOMARK ROLL SET ES ES | 5147228 | 1 |
| THERMOMARK ROLL SET IT IT | 5147227 | 1 |
| THERMOMARK ROLL SET PL US | 5147226 | 1 |
| THERMOMARK ROLL SET HU HU | 5147231 | 1 |
| THERMOMARK ROLL SET PT PT | 5147229 | 1 |
| THERMOMARK ROLL SET RU RU | 5147222 | 1 |
| THERMOMARK ROLL SET DK DK | 5147224 | 1 |
| THERMOMARK ROLL SET SE SE | 5147223 | 1 |

| Accessories |
|---|
| |

## THERMOMARK X1.2, thermal transfer printer for material off the roll

Thermal transfer for rolls

An important addition to the range is the THERMOMARK X1.2, a top-of-the-line thermal transfer printer with the following key features:

- High print speed
- Print resolution of 300 dpi
- This printer is suitable for labeling large quantities and is capable of processing all types of material supplied on rolls
- The easy-to-use centering function for the printing material makes it possible to label continuous media such as shrink sleeves
- High-quality resin-based ink ribbons ensure a form of labeling that is resistant to mechanical and chemical effects
- Continuous media can be cut and perforated with a high degree of positional accuracy

### Technical data

| | | | | |
|---|---|---|---|---|
| **Dimensions** | | Width | Length | Height |
| | [mm] | **242** | **446** | **274** |
| **General data** | | | | |
| Print resolution | [dpi] | 300 dpi | | |
| Max. print width | [mm] | 105 | | |
| Max. printing length | [mm] | 2000 | | |
| Interfaces | | Serial (V.24 (RS-232)) / USB 2.0 / 10/100 Mbps Ethernet | | |
| Power supply | [V] | 100 ... 240 / 50 Hz ... 60 Hz | | |
| Weight | [kg] | 10 | | |
| Operating systems | | MS Windows XP SP3, MS Windows Vista, MS Windows 7 (32/64-bit), MS Windows 8 (32/64-bit) | | |

### Ordering data

| Description | Color | Type | Order No. | Pcs. / Pkt. |
|---|---|---|---|---|
| **Thermal transfer printer**, incl. connecting cable, Windows® printer driver and operating instructions, software | gray | **THERMOMARK X1.2** | **5146231** | 1 |

### Accessories

| | | | | |
|---|---|---|---|---|
| **Starter set, complete for THERMOMARK X1.2** consisting of: - Planning and marking software - THERMOMARK X1.2 thermal transfer printer - Ink ribbon - Label rolls | | **THERMOMARK X1.2-KIT** | **5146341** | 1 |
| **Cutter**, for THERMOMARK X1... | | **THERMOMARK X1-CUTTER** | **5145290** | 1 |
| **Perforator** | | **THERMOMARK X1-CUTTER/P** | **5146244** | 1 |
| **Transport case,** with aluminum edges, for printer and accessories | | **THERMOMARK X1-CASE** | **5145300** | 1 |
| **External media hub,** for roll diameters of 150 mm to 305 mm | | **THERMOMARK ROLL-ERH** | **5146448** | 1 |
| **External media hub,** for roll diameters of up to 500 mm | | **THERMOMARK-ERH 500** | **5146309** | 1 |
| **Ink ribbon,** length: 300 m, width: 110 mm | black | **THERMOMARK-RIBBON 110** | **5145384** | 1 |
| **Ink ribbon,** specifically for high-temperature labels, EML-HT... | black | **THERMOMARK-RIBBON 110-EML-HT** | **0800342** | 1 |
| **Ink ribbon**, specifically for WMS... shrink sleeves, length: 300 m, width: 110 mm | black | **THERMOMARK-RIBBON 110-WMSU** | **0801358** | 1 |
| | white | **THERMOMARK-RIBBON 110-WMSU WH** | **0801359** | 1 |
| **Ink ribbon**, specifically for WMS... shrink sleeves, length: 300 m, width: 64 mm | black | **THERMOMARK-RIBBON 64-WMSU** | **0801360** | 1 |
| | white | **THERMOMARK-RIBBON 64-WMSU WH** | **0801361** | 1 |

## THERMOMARK W2, thermal transfer printer for continuous shrink sleeve

Thermal transfer for rolls

The THERMOMARK W2 has been specially developed for the double-sided printing and perforation of continuous WMS shrink sleeves

- Double-sided printing ensures optimum marking legibility
- The guide elements ensure easy handling when inserting the sleeve
- The user-friendly interface of the CLIP PROJECT software enables you to enter custom specifications for the labeling and marker length
- Black and white ink ribbons are available to facilitate color marking
- The printed markers can be easily and quickly separated along the perforations

### Technical data

| | | | | |
|---|---|---|---|---|
| **Dimensions** | | Width | Length | Height |
| | [mm] | **248** | **554** | **405** |
| **General data** | | | | |
| Print resolution | [dpi] | 300 dpi | | |
| Max. print width | [mm] | 105.6 | | |
| Max. printing length | [mm] | 1000 | | |
| Interfaces | | Serial (V.24 (RS-232)) / USB 2.0 / 10/100 Mbps Ethernet | | |
| Power supply | [V] | 100 ... 240 / 50 Hz ... 60 Hz | | |
| Weight | [kg] | 21 | | |
| Operating systems | | MS Windows XP SP3, MS Windows Vista, MS Windows 7 (32/64-bit), MS Windows 8 (32/64-bit) | | |

### Ordering data

| Description | Color | Type | Order No. | Pcs. / Pkt. |
|---|---|---|---|---|
| **Thermal transfer printer**, specially for shrink sleeve labeling on both sides, including perforation knife, connecting cable, Windows® printer driver, operating instructions, CLIP PROJECT advanced planning and marking software | gray | **THERMOMARK W2** | **5146147** | 1 |

### Accessories

| | | | | |
|---|---|---|---|---|
| **External media hub,** for roll diameters of 150 mm to 305 mm | | **THERMOMARK ROLL-ERH** | **5146448** | 1 |
| **External media hub,** for roll diameters of up to 500 mm | | **THERMOMARK-ERH 500** | **5146309** | 1 |
| **External media hub,** for roll diameters of up to 500 mm | | **THERMOMARK-ERH 500** | **5146309** | 1 |
| **Ink ribbon**, specifically for WMS... shrink sleeves, length: 300 m, width: 110 mm | black | **THERMOMARK-RIBBON 110-WMSU** | **0801358** | 1 |
| | white | **THERMOMARK-RIBBON 110-WMSU WH** | **0801359** | 1 |
| **Ink ribbon**, specifically for WMS... shrink sleeves, length: 300 m, width: 64 mm | black | **THERMOMARK-RIBBON 64-WMSU** | **0801360** | 1 |
| | white | **THERMOMARK-RIBBON 64-WMSU WH** | **0801361** | 1 |

## CMS-P1-PLOTTER



Plotter



- During long periods of non-use, the plotter pens are stored safely in a pen station
- The pens are removed and deposited automatically
- The pen station of the CMS-P1-PLOTTER prevents the plotter pens from drying out
- An automatic marking preparation function ensures optimum marking results right from the first character
- The plotter is controlled with the CLIP PROJECT software
- The plotter can be connected to the computer quickly and easily via the Centronics or USB interface
- Easily operated with just a few buttons

### Technical data

| | | | | |
|---|---|---|---|---|
| **Dimensions** | | Width | Length | Height |
| | [mm] | **440** | **660** | **125** |
| **General data** | | | | |
| Lettering field size | [mm] | 440 x 296 mm | | |
| Max. material height | [mm] | 10.5 | | |
| Max. plotting speed | [m/s] | 0.4 | | |
| Interfaces | | Parallel (Centronics) / USB 2.0 | | |
| Input voltage / frequency | [V] | 100 ... 240 / 50 Hz ... 60 Hz | | |
| Weight | [kg] | 8 | | |
| Operating systems | | MS Windows XP SP3, MS Windows Vista, MS Windows 7 (32/64-bit), MS Windows 8 (32/64-bit) | | |

### Ordering data

| Description | Color | Type | Order No. | Pcs. / Pkt. |
|---|---|---|---|---|
| **Marking plotter,** incl. power supply unit, connecting cable (Centronics and USB), pen CMS-PEN 0,25, manual, planning and marking software | silver | **CMS-P1-PLOTTER** | **5144615** | 1 |

### Accessories

| | | | |
|---|---|---|---|
| **Starter set,** consisting of:<br>- CLIP PROJECT, - CMS-P1-PLOTTER,<br>- Magazines for UC-TM , UC-TMF, and UC-EMP, plus marking material<br>- Ink and cleaning set | **CMS-P1-PLOTTER-KIT** | **5144628** | 1 |
| **Transport case for CMS-P1-PLOTTER,** rounded profile case with aluminum frame for a complete plotter system | **CMS-P1-PLOTTER-CASE** | **5144631** | 1 |
| **Covering hood for CMS-P1-PLOTTER,** flexible hood for protecting against contamination | **CMS-P1-PLOTTER-COVER** | **5144806** | 1 |
| **Set of seals for the pen station,** 4 replacement seals for the pen station of the CMS-P1-PLOTTER and 10 marking preparation plates, incl. assembly tool | **CMS-P1-PENDEPOT** | **5144835** | 1 |
| **Pen plates,** for the pen station of the CMS-P1-PLOTTER | **CMS-P1-PREPLATES** | **5145135** | 1 |

**Magazines and pens** — **See page 46**

## CMS-P1-PLOTTER engraving unit

Engraving

- The P1 ENGRAVING UNIT is the ideal marking solution for device and component marking applications that involve high levels of mechanical and chemical stress
- The CMS−P1−PLOTTER can be converted into an engraving unit quickly and easily by swapping the plotter head for the engraving device
- To allow different line thicknesses, engraving chisels with diameters ranging from 0.2 ... 1.0 mm are available as accessories
- These are supplemented by a comprehensive product range of pre-assembled engraving materials see page 294
- These materials remain in position and do not slip when used with the CMS−P1−M/GPE ENGRAVING plotter magazine

### Technical data

| Dimensions | | Width | Length | Height |
|---|---|---|---|---|
| | [mm] | **250** | **350** | |
| **General data** | | | | |
| Power supply | [V] | 110 ... 240 / 50 Hz ... 60 Hz | | |
| Weight | [kg] | 8 | | |
| Speed range | [RPM] | 5000 ... 50000 | | |
| Collet chuck | [mm] | 3 | | |
| Power consumption | [W] | 150 | | |

### Ordering data

| Description | Type | Order No. | Pcs. / Pkt. |
|---|---|---|---|
| **Engraving unit,** for the CMS-P1-PLOTTER, incl. operating instructions (English/German), data CD and engraving chisel | **P1 ENGRAVING UNIT** | **5145546** | 1 |

### Accessories

| | | | |
|---|---|---|---|
| **Engraving chisel,** with a point angle of 15° | | | |
| Point diameter 0.2 mm | **P1 GRAVER 0.2** | **5145478** | 1 |
| Point diameter 0.3 mm | **P1 GRAVER 0.3** | **5145481** | 1 |
| Point diameter 0.4 mm | **P1 GRAVER 0.4** | **5145494** | 1 |
| Point diameter 0.5 mm | **P1 GRAVER 0.5** | **5145504** | 1 |
| Point diameter 0.7 mm | **P1 GRAVER 0.7** | **5145517** | 1 |
| Point diameter 1.0 mm | **P1 GRAVER 1.0** | **5145520** | 1 |
| **Engraving chisel set,** chisel with a point angle of 15°, point diameter: 0.2 mm, 0.3 mm, 0.4 mm, 0.5 mm, 0.7 mm, 1.0 mm | **P1 GRAVER SET** | **5145533** | 1 |
| **Vacuum cleaner bag,** 5 spare bags for replacement | **P1 ENGRAVING VC BAG** | **5145559** | 1 |
| **Magazine for the CMS-P1-PLOTTER,** for accommodating EMLP... and GPE... materials for engraving | | | |
| - 1 GPE label sheet | **CMS-P1-M/GPE ENGRAVING** | **5145711** | 1 |

## Magazines for CMS-P1-PLOTTER



- Robust plastic magazines for labeling all commercially available marking materials
- Even compatible with marking sheets that have already been started
- Option of partial labeling
- In terms of its size, the magazine utilizes plotter capacity to the full
- We offer a wide variety of different magazines for marking materials. If you cannot find the right magazine for your materials, please get in touch

### Ordering data

| Description | Color | Type | Order No. | Pcs. / Pkt. |
|---|---|---|---|---|
| **Magazine, for CMS-P1-PLOTTER,** for accommodating: UC–TM ..., UC-TMN ..., UC3–TM ..., UC–WMC 1,9..., UC–WMC 3,1..., UC-WMTBA ..., UC–EM (17,5x9), UC–EM (18x8), UC–EM (21x8) | | | | |
| | gray | **P1 UC-MAG 1** | **5146079** | 1 |
| For accommodating UC–WMC 4,4... | gray | **P1 UC-MAG 2** | **5146082** | 1 |
| For accommodating UC–WMC 5,6..., UC–WMC 7,5... | gray | **P1 UC-MAG 3** | **5146095** | 1 |
| For accommodating UC–TMF..., UC1–TMF..., UC2F–TM..., UC–WMT... | gray | **P1 UC-MAG 4** | **5146105** | 1 |
| For accommodating UC1–TM..., UC1U–TM..., UC2–TM... | gray | **P1 UC-MAG 5** | **5146118** | 1 |
| For accommodating: UC–EM..., UC–EMP..., UC–EMLP..., UC–EMSP..., and UC–WMTB... | gray | **P1 UC-MAG 6** | **5146121** | 1 |
| For accommodating: UC–WMCO ... | gray | **P1 UC-MAG 7** | **5146568** | 1 |
| **Plastic magazines, for CMS-P1-PLOTTER,** for accommodating: - 22 zack marker strips | | **CMS-P1-M/ZB** | **5144699** | 1 |
| - 26 flat zack marker strips or ZBN strips | | **CMS-P1-M/ZBF** | **5144709** | 1 |
| - 2 zack marker sheets | | **CMS-P1-M/ZBM** | **5144660** | 1 |
| - 3 flat zack marker sheets | | **CMS-P1-M/ZBFM** | **5144686** | 1 |
| - 22 contactor marker zack marker strips | | **CMS-P1-M/SS-ZB** | **5144712** | 1 |
| - 4 to 6 PABA marker bars | | **CMS-P1-M/PAB** | **5144741** | 1 |
| - 30 marker pins ZB strips | | **CMS-P1-M/BN-ZB** | **5144725** | 1 |
| - 1 GPE label sheet | | **CMS-P1-M/GPE** | **5144754** | 1 |
| - 20 strips LBHZ conductor marking | | **CMS-P1-M/LBHZ** | **5144738** | 1 |
| - 1 GPE label sheet | | **CMS-P1-M/GPE ENGRAVING** | **5145711** | 1 |
| **Magazine for accommodating sheet material,** self-adhesive mat for fixing labels, foils and paper, size of sheet max. DIN A4 | | **CMS-P1-PAD** | **5144819** | 1 |

### Accessories

| | | | |
|---|---|---|---|
| **Adapter plate for WMU magazines,** for using the universal CMS-WMU replaceable frame with the magazine inserts of the CMS-MCP 3 plotter | **CMS-P1-WMU-ADAPTER** | **5144822** | 1 |
| **Replacement fixation pad for CMS-P1-M/ZBFM,** 9 self-adhesive fixation pads, sufficient for 3 magazines | **CMS-P1-M/ZBFM-PAD** | **5144848** | 1 |
| **Replacement fixation pad for CMS-P1-M/GPE and CMS-P1-M/GPE ENGRAVING,** one fixation pad, sufficient for one magazine | **CMS-P1-M/GPE-PAD** | **5144880** | 1 |
| **Replacement fixation pad for CMS-P1-PAD,** 1 fixation pad in DIN A4 format | **CMS-P1-PAD/SPARE** | **5144893** | 1 |

## Plotter pens

- Plotter pens for high-quality product labeling
- Wipe-resistant with a perfect appearance
- Totally integrated product range consisting of plotter pens, ink, and cleaning fluid for the CMS−P1−PLOTTER plotter
- Both reusable and disposable plotter pens are available

### Ordering data

| Description | Color | Type | Order No. | Pcs. / Pkt. |
|---|---|---|---|---|
| **Disposable plotter pen**, non-refillable plotter pen, with pen station, completely filled with 1 ml CMS-INK-TR-C 5 ink, for high requirements | | | | |
| Line thickness 0.25 mm | black | **CMS-DISPOSABLE-PEN 0,25 TR** | **5146685** | 1 |
| Line thickness 0.35 mm | black | **CMS-DISPOSABLE-PEN 0,35 TR** | **5146686** | 1 |
| **Pens,** incl. adapters, ink tank and pen station, for different line thicknesses, without ink | | | | |
| Line thickness 0.25 mm | | **CMS-PEN 0,25** | **5067815** | 1 |
| Line thickness 0.35 mm | | **CMS-PEN 0,35** | **5067828** | 1 |
| Line thickness 0.50 mm | | **CMS-PEN 0,50** | **5067831** | 1 |

### Accessories

| | | | | |
|---|---|---|---|---|
| **Cleaning set for pens,** consisting of: 1 cleaning cup, 2 cartridges of 10 ml cleaning liquid each and 2 spare sealing caps for the pen station | | **CMS-R-SET-TR** | **5146751** | 1 |
| **Cleaning cartridges with spare sealing caps,** 2 cartridges, each with 10 ml cleaning liquid and 2 caps | transparent | **CMS-R-FLUID-TR-C2** | **5146752** | 1 |
| **Ink cartridge,** for CMS-PEN... | black | **CMS-INK-TR-C5** | **5146684** | 1 |

## Marker pen for plotter and manual labeling

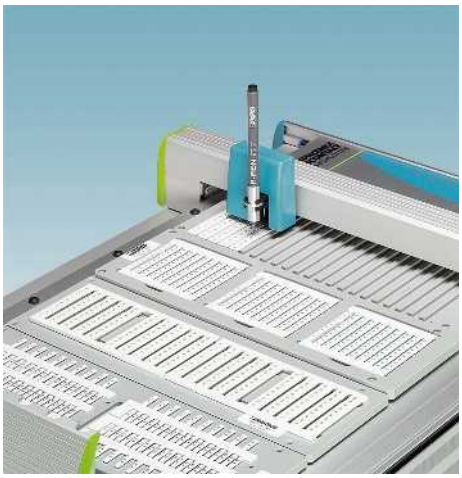

- High-quality labeling of unprinted marking materials, can be performed manually or with the CMS-P1-PLOTTER
- Used in conjunction with the P-PEN ADAPTER when combined with plotter
- Disposable pen
- No handling of cleaning fluid required

### Ordering data

| Description | Color | Type | Order No. | Pcs. / Pkt. |
|---|---|---|---|---|
| **Disposable pen, non-refillable**, for manual labeling, can be also used for plotter marking when combined with the P–PEN ADAPTER | black | **P-PEN** | **0815211** | 10 |

### Accessories

| | | | | |
|---|---|---|---|---|
| **Aluminum adapter,** to fix the P-PEN for plotter marking | | **P-PEN ADAPTER** | **0815224** | 1 |

## Marker pen for manual labeling

- High-quality labeling of unprinted marking materials is also possible without the use of labeling devices
- We provide three versions for manual marking
- Refillable pen: X−PEN
- Disposable pen: B−STIFT
- Disposable pen: P-PEN, can also be used for plotter marking when combined with an adapter

**Ordering data**

| Description | Color | Type | Order No. | Pcs. / Pkt. |
|---|---|---|---|---|
| **Marker pen, refillable,** for manual labeling, 0.35 mm line thickness, can be refilled with CMS–INK–TR–C 5, delivered without ink | black | **X-PEN 0,35** | **0811228** | 1 |

**Accessories**

| | | | | |
|---|---|---|---|---|
| **Ink cartridge,** for CMS-PEN... | black | **CMS-INK-TR-C5** | **5146684** | 1 |

## Marker pen for manual labeling

- High-quality labeling of unprinted marking materials is also possible without the use of labeling devices
- We provide three versions for manual marking
- Refillable pen: X−PEN
- Disposable pen: B−STIFT
- Disposable pen: P-PEN, can also be used for plotter marking when combined with an adapter

**Ordering data**

| Description | Color | Type | Order No. | Pcs. / Pkt. |
|---|---|---|---|---|
| **Marker pen, not refillable,** for manual labeling, line thickness 0.5 mm | black | **B-STIFT** | **1051993** | 10 |

## Overview of marking material - printers

| Marking system | BLUEMARK CLED | THERMOMARK CARD PLUS | THERMOMARK CARD | THERMOMARK ROLL |
|---|---|---|---|---|
| **Terminal marking** | | | | |
| UC-TM... | Page 58 | | | |
| UC-TMF... | Page 62 | | | |
| UC-TMN... | Page 66 | | | |
| UCT-TM... | Page 82 | Page 82 | Page 82 | |
| UCT-TMF... | Page 86 | Page 86 | Page 86 | |
| UC1-TM... | Page 118 | | | |
| UCT1... | Page 128 | Page 128 | Page 128 | |
| UCT-EM... | Page 108 | Page 108 | Page 108 | |
| US-TM... | | Page 90 | Page 90 | |
| US-TMF... | | Page 91 | Page 91 | |
| US-TML... | | Page 92 | Page 92 | |
| ZB... | | | | |
| ZBF... | | | | |
| TMT... | | | | Page 94 |
| TML... | | | | Page 98 |
| SK... | | | | Page 105 |

| | | | | |
|---|---|---|---|---|
| **Conductor/cable marking** | | | | |
| WMTB-AL... | Page 161 | | | |
| UC-WMC(O)... | Page 162 | | | |
| AI-WM... | Page 175 | | | |
| UC-WMT... | Page 176 | | | |
| UC-WMTB(A)... | Page 179 | | | |
| UCT-WMT... | Page 182 | Page 182 | Page 182 | |
| UCT-WMS... | Page 186 | Page 186 | Page 186 | |
| US-WMT... | | Page 187 | Page 187 | |
| US-WMTB... | | Page 190 | Page 190 | |
| US-WML... | | Page 192 | Page 192 | |
| WML...R | | | | Page 194 |
| WMS... (pre-assembled) | | | | Page 200 |
| WMS... (continuous shrink sleeve) | | | | Page 204 |
| EMT... | | | | Page 208 |
| WMTW... | | | | Page 209 |
| WMT.../WMTB... | | | | Page 210 |



| THERMOMARK ROLL X1 | THERMOMARK X1.2 | THERMOMARK W2 | CMS-P1-PLOTTER | P1 ENGRAVING UNIT |
|---|---|---|---|---|
| | | | | |
| | | | Page 58 | |
| | | | Page 62 | |
| | | | Page 66 | |
| | | | | |
| | | | | |
| | | | Page 118 | |
| | | | | |
| | | | | |
| | | | | |
| | | | Page 68 | |
| | | | Page 76 | |
| Page 94 | Page 94 | | | |
| Page 98 | Page 98 | | | |
| Page 105 | Page 105 | | | |

| | | | | |
|---|---|---|---|---|
| | | | | |
| | | | Page 162 | |
| | | | | |
| | | | Page 176 | |
| | | | Page 179 | |
| | | | | |
| | | | | |
| | | | | |
| | | | | |
| Page 194 | Page 194 | | | |
| Page 200 | Page 200 | | | |
| Page 204 | Page 204 | Page 204 | | |
| Page 208 | Page 208 | | | |
| Page 209 | Page 209 | | | |
| Page 210 | Page 210 | | | |

## Overview of marking material - printers

| Marking system | BLUEMARK CLED | THERMOMARK CARD PLUS | THERMOMARK CARD | THERMOMARK ROLL |
|---|---|---|---|---|
| **Device marking** | | | | |
| EMLP-AL... | Page 231 | | | |
| EMSP-AL... | Page 232 | | | |
| EMP-AL... | Page 233 | | | |
| UC-EMLP... | Page 234 | | | |
| UC-EMSP... | Page 236 | | | |
| UC-EMP... | Page 237 | | | |
| UC-EM... | Page 240 | | | |
| UCT-EM... | Page 246 | Page 246 | Page 246 | |
| US-EMLP... | | Page 258 | Page 258 | |
| US-EMP... | | Page 262 | Page 262 | |
| US-EMSP... | | Page 266 | Page 266 | |
| US-EMLSP... | | Page 267 | Page 267 | |
| US-EML... | | Page 268 | Page 268 | |
| US-EMLF... | | Page 354 | Page 354 | |
| EML... | | | | Page 270 |
| EMLP... | | | | Page 274 |
| EMLF... | | | | Page 278 |
| EMLC... | | | | Page 279 |
| EML-HA... | | | | Page 280 |
| EML-HT... | | | | Page 282 |
| EML-ESD... | | | | Page 284 |
| EML-RM... | | | | Page 286 |
| EMLS... | | | | Page 288 |
| EMT... | | | | Page 290 |
| GPE... | | | | |
| BMK... | | | | |
| BMKL... | | | | |
| **System marking** | | | | |
| US-PML-W... | | Page 320 | Page 320 | |
| PML-W.... | | | | Page 321 |
| US-PML-P... | | Page 326 | Page 326 | |
| PML-P... | | | | Page 327 |
| US-PML-M... | | Page 334 | Page 334 | |
| PML-M... | | | | Page 335 |
| PML-T... | | | | Page 342 |
| US-PML-GHS... | | Page 348 | Page 348 | |
| PML-GHS... | | | | Page 349 |
| US-EMLF... | | Page 354 | Page 354 | |
| PMM... | | | | Page 356 |



| THERMOMARK ROLL X1 | THERMOMARK X1.2 | THERMOMARK W2 | CMS-P1-PLOTTER | P1 ENGRAVING UNIT |
|---|---|---|---|---|
| | | | | |
| | | | | |
| | | | | |
| | | | Page 234 | |
| | | | Page 236 | |
| | | | Page 237 | |
| | | | Page 240 | |
| | | | | |
| | | | | |
| | | | | |
| | | | | |
| | | | | |
| Page 270 | Page 270 | | | |
| Page 274 | Page 274 | | | Page 274 |
| Page 278 | Page 278 | | | |
| Page 279 | Page 279 | | | |
| Page 280 | Page 280 | | | |
| Page 282 | Page 282 | | | |
| Page 284 | Page 284 | | | |
| Page 286 | Page 286 | | | |
| Page 288 | Page 288 | | | |
| Page 290 | Page 290 | | | |
| | | | Page 294 | Page 294 |
| | | | Page 293 | |
| | | | Page 292 | |

| | | | | |
|---|---|---|---|---|
| Page 321 | Page 321 | | | |
| Page 327 | Page 327 | | | |
| Page 335 | Page 335 | | | |
| Page 342 | Page 342 | | | |
| | | | | |
| Page 349 | Page 349 | | | |
| | | | | |
| Page 356 | Page 356 | | | |


-X1

# Terminal marking - MARKING system

Large-surface and clear marking of terminal strips is essential for quick and error-free wiring of terminal strips. This is also true for the maintenance and startup of control cabinets and systems.

Terminal markers from Phoenix Contact are optimally adapted to the terminals and are available marked or unmarked in card, roll or sheet format.


**Product range overview**

**Terminal marking** **56**

**UniCard UC-TM... terminal marking**

For a tall marker groove **58**
For a flat marker groove **62**

**ZB... zack marker strip terminal marking**

For a tall marker groove **68**
For a flat marker groove **76**

**UniCard UCT-TM... terminal marking**

For a tall marker groove **82**
For a flat marker groove **86**

**UniSheet US-TM... terminal marking**

For a universal marker groove **90**
For a flat marker groove **91**

**TMT… terminal marking supplied in rolls**

Marker strips for tall and flat marker grooves **94**

**TML… terminal marking supplied in rolls**

Self-adhesive markers for terminal blocks without marker groove **98**

**SK… terminal marking supplied as card material**

Self-adhesive markers for terminal blocks without marker groove **100**

**Group marker labels and warning labels** **108**

**Overview of terminal marking for Phoenix Contact** **112**

The right marking solution for every terminal

**Terminal marking for terminal blocks from other manufacturers** **118**

**Overview of terminal marking for other manufacturers** **140**

Phoenix Contact offers the right marking solution for every terminal

**Ordering example for labeling service - printed for you** **359**



Those involved in control cabinet and system engineering are required to ensure meaningful labeling of electrical connecting elements and control cabinet components. As with comprehensive documentation, precise labeling of all terminal points makes it easier to set up and maintain the systems concerned. EN 60204–1/VDE 0113 Part 1 stipulates requirements concerning consistent system labeling and, therefore, for ensuring that it matches the technical documentation.
Various marking materials are available for labeling Phoenix Contact terminal blocks. The labeling strips can be easily separated by hand, and their special geometry ensures that the labeling remains in place even in the event of impact and vibration in machines and vehicles.

The terminal markers are available in strips or sheets and with or without labeling in accordance with customer requirements. Depending on the version, unlabeled terminal markers can be labeled using the various printing systems available from Phoenix Contact.

– Markers in UniCard format can be quickly and reliably labeled using the new BLUEMARK CLED printer
– Markers in UniSheet format can be quickly and reliably labeled using the new THERMOMARK CARD printer
– Material off the roll has been specially developed for labeling using thermal transfer printers, e.g., from the new THERMOMARK LINE series from Phoenix Contact
– Zack marker strips are ideal for labeling with the plotter, but can also be labeled directly by hand.

All marking systems are characterized by their high resolution and excellent wipe resistance.

Various marking labels are available for labeling terminal block groups in addition to the labeling of the actual terminal points. These are snapped into the marking grooves of terminal blocks. Details of group marking products that can be fixed to end brackets can be found in the chapter titled Mounting material starting on page 483.



Markers are available in the UniCard and UniSheet formats for the labeling of terminal blocks with a tall marker groove. They can be supplied unprinted or printed in accordance with customer requirements.



Markers are available in the UniCard and UniSheet formats for terminal blocks, modules, and connectors with a flat marker groove. They can be supplied unprinted or printed in accordance with customer requirements.



Miniature terminal blocks/transformer terminal blocks have neither a tall nor a flat marker groove. Special markers are available in UniCard format for the purpose of labeling such terminal blocks.



The universal marker groove can be labeled with markers in UniSheet format. These are available unprinted or printed in accordance with customer requirements.



10-section zack marker strips are available in tall and flat versions. They are used to mark modular terminal blocks, modules or connectors and can be supplied unprinted or printed.



Unlabeled zack marker strips can accommodate printed marker strips. Once printed, the self-adhesive strip is simply stuck onto the zack marker strip.



The marker strips can be used in both tall and flat marker grooves. They can be easily separated by hand since they are pre-perforated for the pitch.



Self-adhesive marker strips can be applied to all PCB terminal blocks and COMBICON plug-in connectors. They can be supplied printed on cards or unprinted on a roll.

Markers are available in both UniCard and UniSheet formats for labeling modular terminal blocks from other manufacturers.

## UniCard terminal marking for a tall marker groove



- The UC-TM ... UniCard labeling range includes markers for products with tall marker grooves
- The markers, which are supplied in uniform sheets, can be printed onto quickly and easily using the BLUEMARK CLED
- The format automatically ensures printing with a high level of positional accuracy
- The multi-section marking strips are easy to fit and can be easily separated if required
- The markers support multiline labeling
- The sheets provide space for including function texts
- Labeling service: Phoenix Contact can custom-label all UniCard markers in accordance with your requirements

**Notes:**

An overview of the markable terminal blocks that are available from Phoenix Contact can be found starting on page 112.

[1]) For ordering example, see page 359.

Can be printed with:

UV LED technology

Plotter

PRINTED FOR YOU

**120 markers for a terminal block width of 4.2 mm**

### Technical data

| General data | | |
|---|---|---|
| Can be printed with: | | BLUEMARK CLED • BLUEMARK LED • CMS-P1-PLOTTER |
| Number of individual labels | | 120 |
| Number of individual labels per strip | | 15 |
| Material | | PA |
| Inflammability class according to UL 94 | | V2 |
| Temperature range | [°C] | -40 ... 120 |
| Wipe resistance | | DIN EN 61010-1 (VDE 0411-1) |
| Components | | free from silicone and halogen |

### Ordering data

| Description | Color | Type | Order No. | Pcs. / Pkt. |
|---|---|---|---|---|
| **UniCard,** for labeling terminal blocks with a marker groove | | | | |
| | white | **UC-TM 4** | **0818111** | 10 |
| | red | **UC-TM 4 RD** | **0818250** | 10 |
| | orange | **UC-TM 4 OG** | **0818221** | 10 |
| | yellow | **UC-TM 4 YE** | **0818234** | 10 |
| | violet | **UC-TM 4 VT** | **0819084** | 10 |
| | blue | **UC-TM 4 BU** | **0818247** | 10 |
| | green | **UC-TM 4 GN** | **0818263** | 10 |
| **UniCard,** for labeling terminal blocks with a marker groove, **labeled acc. to customer specifications**[1]) | | | | |
| | white | **UC-TM 4 CUS** | **0824573** | 1 |
| | red | **UC-TM 4 RD CUS** | **0824577** | 1 |
| | orange | **UC-TM 4 OG CUS** | **0824576** | 1 |
| | yellow | **UC-TM 4 YE CUS** | **0824579** | 1 |
| | violet | **UC-TM 4 VT CUS** | **0824578** | 1 |
| | blue | **UC-TM 4 BU CUS** | **0824574** | 1 |
| | green | **UC-TM 4 GN CUS** | **0824575** | 1 |

### Accessories

| | | | |
|---|---|---|---|
| **Magazine,** for CMS-P1-PLOTTER | | **P1 UC-MAG 1** | **5146079** | 1 |

PRINTED FOR YOU

**96 markers for a terminal block width of 5.2 mm**

## Technical data

BLUEMARK CLED • BLUEMARK LED • CMS-P1-PLOTTER
96
12
PA
V2
-40 ... 120
DIN EN 61010-1 (VDE 0411-1)
free from silicone and halogen

## Ordering data

| Type | Order No. | Pcs. / Pkt. |
|---|---|---|
| **UC-TM 5** | **0818108** | 10 |
| **UC-TM 5 RD** | **0818302** | 10 |
| **UC-TM 5 OG** | **0818276** | 10 |
| **UC-TM 5 YE** | **0818289** | 10 |
| **UC-TM 5 VT** | **0819107** | 10 |
| **UC-TM 5 BU** | **0818292** | 10 |
| **UC-TM 5 GN** | **0818315** | 10 |
| **UC-TM 5 CUS** | **0824581** | 1 |
| **UC-TM 5 RD CUS** | **0824585** | 1 |
| **UC-TM 5 OG CUS** | **0824584** | 1 |
| **UC-TM 5 YE CUS** | **0824587** | 1 |
| **UC-TM 5 VT CUS** | **0824586** | 1 |
| **UC-TM 5 BU CUS** | **0824582** | 1 |
| **UC-TM 5 GN CUS** | **0824583** | 1 |

## Accessories

| | | |
|---|---|---|
| **P1 UC-MAG 1** | **5146079** | 1 |

PRINTED FOR YOU



**80 markers for a terminal block width of 6.2 mm**

## Technical data

BLUEMARK CLED • BLUEMARK LED • CMS-P1-PLOTTER
80
10
PA
V2
-40 ... 120
DIN EN 61010-1 (VDE 0411-1)
free from silicone and halogen

## Ordering data

| Type | Order No. | Pcs. / Pkt. |
|---|---|---|
| **UC-TM 6** | **0818085** | 10 |
| **UC-TM 6 RD** | **0818357** | 10 |
| **UC-TM 6 OG** | **0818328** | 10 |
| **UC-TM 6 YE** | **0818331** | 10 |
| **UC-TM 6 VT** | **0819110** | 10 |
| **UC-TM 6 BU** | **0818344** | 10 |
| **UC-TM 6 GN** | **0818360** | 10 |
| **UC-TM 6 CUS** | **0824589** | 1 |
| **UC-TM 6 RD CUS** | **0824593** | 1 |
| **UC-TM 6 OG CUS** | **0824592** | 1 |
| **UC-TM 6 YE CUS** | **0824595** | 1 |
| **UC-TM 6 VT CUS** | **0824594** | 1 |
| **UC-TM 6 BU CUS** | **0824590** | 1 |
| **UC-TM 6 GN CUS** | **0824591** | 1 |

## Accessories

| | | |
|---|---|---|
| **P1 UC-MAG 1** | **5146079** | 1 |

PRINTED FOR YOU

**56 markers for a terminal block width of 8.2 mm**

## Technical data

BLUEMARK CLED • BLUEMARK LED • CMS-P1-PLOTTER
56
7
PA
V2
-40 ... 120
DIN EN 61010-1 (VDE 0411-1)
free from silicone and halogen

## Ordering data

| Type | Order No. | Pcs. / Pkt. |
|---|---|---|
| **UC-TM 8** | **0818072** | 10 |
| **UC-TM 8 RD** | **0818409** | 10 |
| **UC-TM 8 OG** | **0818373** | 10 |
| **UC-TM 8 YE** | **0818386** | 10 |
| **UC-TM 8 VT** | **0819123** | 10 |
| **UC-TM 8 BU** | **0818399** | 10 |
| **UC-TM 8 GN** | **0818412** | 10 |
| **UC-TM 8 CUS** | **0824597** | 1 |
| **UC-TM 8 RD CUS** | **0824601** | 1 |
| **UC-TM 8 OG CUS** | **0824600** | 1 |
| **UC-TM 8 YE CUS** | **0824603** | 1 |
| **UC-TM 8 VT CUS** | **0824602** | 1 |
| **UC-TM 8 BU CUS** | **0824598** | 1 |
| **UC-TM 8 GN CUS** | **0824599** | 1 |

## Accessories

| | | |
|---|---|---|
| **P1 UC-MAG 1** | **5146079** | 1 |

## UniCard terminal marking for a tall marker groove




- The UC-TM ... UniCard labeling range includes markers for products with tall marker grooves
- The markers, which are supplied in uniform sheets, can be printed onto quickly and easily using the BLUEMARK CLED
- The format automatically ensures printing with a high level of positional accuracy
- The multi-section marking strips are easy to fit and can be easily separated if required
- The markers support multiline labeling
- The sheets provide space for including function texts
- Labeling service: Phoenix Contact can custom-label all UniCard markers in accordance with your requirements

**Notes:**

An overview of the markable terminal blocks that are available from Phoenix Contact can be found starting on page 112.

1) For ordering example, see page 359.

Can be printed with:

UV LED technology

Plotter

PRINTED FOR YOU

**48 markers for a terminal block width of 10.2 mm**

### Technical data

| General data | | |
|---|---|---|
| Can be printed with: | | BLUEMARK CLED • BLUEMARK LED • CMS-P1-PLOTTER |
| Number of individual labels | | 48 |
| Number of individual labels per strip | | 6 |
| Material | | PA |
| Inflammability class according to UL 94 | | V2 |
| Temperature range | [°C] | -40 ... 120 |
| Wipe resistance | | DIN EN 61010-1 (VDE 0411-1) |
| Components | | free from silicone and halogen |

### Ordering data

| Description | Color | Type | Order No. | Pcs. / Pkt. |
|---|---|---|---|---|
| **UniCard,** for labeling terminal blocks with a marker groove | | | | |
| | white | **UC-TM 10** | **0818069** | 10 |
| | red | **UC-TM 10 RD** | **0818454** | 10 |
| | orange | **UC-TM 10 OG** | **0818425** | 10 |
| | yellow | **UC-TM 10 YE** | **0818438** | 10 |
| | violet | **UC-TM 10 VT** | **0815936** | 10 |
| | blue | **UC-TM 10 BU** | **0818441** | 10 |
| | green | **UC-TM 10 GN** | **0818467** | 10 |
| **UniCard,** for labeling terminal blocks with a marker groove, **labeled acc. to customer specifications**[1]) | | | | |
| | white | **UC-TM 10 CUS** | **0824605** | 1 |
| | white | **UC-TM 10 RD CUS** | **0824609** | 1 |
| | white | **UC-TM 10 OG CUS** | **0824608** | 1 |
| | white | **UC-TM 10 YE CUS** | **0824611** | 1 |
| | white | **UC-TM 10 VT CUS** | **0824610** | 1 |
| | white | **UC-TM 10 BU CUS** | **0824606** | 1 |
| | white | **UC-TM 10 GN CUS** | **0824607** | 1 |

### Accessories

| | | | | |
|---|---|---|---|---|
| **Magazine,** for CMS-P1-PLOTTER | | | | |
| | | **P1 UC-MAG 1** | **5146079** | 1 |

PRINTED FOR YOU

**40 markers for a terminal block width of 12 mm**

PRINTED FOR YOU

**32 markers for a terminal block width of 16 mm**

## Technical data

BLUEMARK CLED • BLUEMARK LED • CMS-P1-PLOTTER
40
5
PA
V2
-40 ... 120
DIN EN 61010-1 (VDE 0411-1)
free from silicone and halogen

## Ordering data

| Type | Order No. | Pcs. / Pkt. |
|---|---|---|
| **UC-TM 12** | **0819194** | 10 |
| **UC-TM 12 RD** | **0817701** | 10 |
| **UC-TM 12 OG** | **0817691** | 10 |
| **UC-TM 12 YE** | **0819204** | 10 |
| **UC-TM 12 VT** | **0822660** | 10 |
| **UC-TM 12 BU** | **0817785** | 10 |
| **UC-TM 12 GN** | **0817808** | 10 |
| **UC-TM 12 CUS** | **0824613** | 1 |
| **UC-TM 12 RD CUS** | **0824617** | 1 |
| **UC-TM 12 OG CUS** | **0824616** | 1 |
| **UC-TM 12 YE CUS** | **0824619** | 1 |
| **UC-TM 12 VT CUS** | **0824618** | 1 |
| **UC-TM 12 BU CUS** | **0824614** | 1 |
| **UC-TM 12 GN CUS** | **0824615** | 1 |

## Accessories

| | | |
|---|---|---|
| **P1 UC-MAG 1** | **5146079** | 1 |

## Technical data

BLUEMARK CLED • BLUEMARK LED • CMS-P1-PLOTTER
32
4
PA
V2
-40 ... 120
DIN EN 61010-1 (VDE 0411-1)
free from silicone and halogen

## Ordering data

| Type | Order No. | Pcs. / Pkt. |
|---|---|---|
| **UC-TM 16** | **0819217** | 10 |
| **UC-TM 16 RD** | **0817798** | 10 |
| **UC-TM 16 OG** | **0817772** | 10 |
| **UC-TM 16 YE** | **0819220** | 10 |
| **UC-TM 16 VT** | **0822673** | 10 |
| **UC-TM 16 BU** | **0817769** | 10 |
| **UC-TM 16 GN** | **0817756** | 10 |
| **UC-TM 16 CUS** | **0824621** | 1 |
| **UC-TM 16 RD CUS** | **0824625** | 1 |
| **UC-TM 16 OG CUS** | **0824624** | 1 |
| **UC-TM 16 YE CUS** | **0824627** | 1 |
| **UC-TM 16 VT CUS** | **0824626** | 1 |
| **UC-TM 16 BU CUS** | **0824622** | 1 |
| **UC-TM 16 GN CUS** | **0824623** | 1 |

## Accessories

| | | |
|---|---|---|
| **P1 UC-MAG 1** | **5146079** | 1 |

## UniCard terminal marking for a flat marker groove



– The UC-TMF ... UniCard labeling range includes markers for products with tall and flat marker grooves
– Labeling service: Phoenix Contact can custom-label all UniCard markers in accordance with your requirements

**Notes:**

An overview of the markable terminal blocks that are available from Phoenix Contact can be found starting on page 112.

[1]) For ordering example, see page 359.

Can be printed with:

**UV LED technology**

**Plotter**

**120 markers for a terminal block width of 4.2 mm**

### Technical data

| | | |
|---|---|---|
| **General data** | | |
| Can be printed with: | | BLUEMARK CLED • BLUEMARK LED • CMS-P1-PLOTTER |
| Number of individual labels | | 120 |
| Number of individual labels per strip | | 15 |
| Material | | PA |
| Inflammability class according to UL 94 | | V2 |
| Temperature range | [°C] | -40 ... 120 |
| Wipe resistance | | DIN EN 61010-1 (VDE 0411-1) |
| Components | | free from silicone and halogen |

### Ordering data

| Description | Color | Type | Order No. | Pcs. / Pkt. |
|---|---|---|---|---|
| **UniCard,** for labeling terminal blocks with a flat marker groove | | | | |
| | white | **UC-TMF 4** | **0818166** | 10 |
| | red | **UC-TMF 4 RD** | **0818506** | 10 |
| | orange | **UC-TMF 4 OG** | **0818470** | 10 |
| | yellow | **UC-TMF 4 YE** | **0818483** | 10 |
| | violet | **UC-TMF 4 VT** | **0815897** | 10 |
| | blue | **UC-TMF 4 BU** | **0818496** | 10 |
| | green | **UC-TMF 4 GN** | **0818519** | 10 |
| **UniCard,** for labeling terminal blocks with a flat marker groove, **labeled acc. to customer specifications**[1]) | | | | |
| | white | **UC-TMF 4 CUS** | **0824630** | 1 |
| | red | **UC-TMF 4 RD CUS** | **0824634** | 1 |
| | orange | **UC-TMF 4 OG CUS** | **0824633** | 1 |
| | yellow | **UC-TMF 4 YE CUS** | **0824636** | 1 |
| | violet | **UC-TMF 4 VT CUS** | **0824635** | 1 |
| | blue | **UC-TMF 4 BU CUS** | **0824631** | 1 |
| | green | **UC-TMF 4 GN CUS** | **0824632** | 1 |

### Accessories

| | | |
|---|---|---|
| **Magazine,** for CMS-P1-PLOTTER | | |
| | **P1 UC-MAG 4** | **5146105** | 1 |



PRINTED FOR YOU

**96 markers for a terminal block width of 5.2 mm**

## Technical data

BLUEMARK CLED • BLUEMARK LED • CMS-P1-PLOTTER
96
12
PA
V2
-40 ... 120
DIN EN 61010-1 (VDE 0411-1)
free from silicone and halogen

## Ordering data

| Type | Order No. | Pcs. / Pkt. |
|---|---|---|
| **UC-TMF 5** | **0818153** | 10 |
| **UC-TMF 5 RD** | **0818551** | 10 |
| **UC-TMF 5 OG** | **0818522** | 10 |
| **UC-TMF 5 YE** | **0818535** | 10 |
| **UC-TMF 5 VT** | **0815907** | 10 |
| **UC-TMF 5 BU** | **0818548** | 10 |
| **UC-TMF 5 GN** | **0818564** | 10 |
| **UC-TMF 5 CUS** | **0824638** | 1 |
| **UC-TMF 5 RD CUS** | **0824642** | 1 |
| **UC-TMF 5 OG CUS** | **0824641** | 1 |
| **UC-TMF 5 YE CUS** | **0824644** | 1 |
| **UC-TMF 5 VT CUS** | **0824643** | 1 |
| **UC-TMF 5 BU CUS** | **0824639** | 1 |
| **UC-TMF 5 GN CUS** | **0824640** | 1 |

## Accessories

| | | |
|---|---|---|
| **P1 UC-MAG 4** | **5146105** | 1 |

PRINTED FOR YOU

**80 markers for a terminal block width of 6.2 mm**

## Technical data

BLUEMARK CLED • BLUEMARK LED • CMS-P1-PLOTTER
80
10
PA
V2
-40 ... 120
DIN EN 61010-1 (VDE 0411-1)
free from silicone and halogen

## Ordering data

| Type | Order No. | Pcs. / Pkt. |
|---|---|---|
| **UC-TMF 6** | **0818140** | 10 |
| **UC-TMF 6 RD** | **0818603** | 10 |
| **UC-TMF 6 OG** | **0818577** | 10 |
| **UC-TMF 6 YE** | **0818580** | 10 |
| **UC-TMF 6 VT** | **0815910** | 10 |
| **UC-TMF 6 BU** | **0818593** | 10 |
| **UC-TMF 6 GN** | **0818616** | 10 |
| **UC-TMF 6 CUS** | **0824646** | 1 |
| **UC-TMF 6 RD CUS** | **0824650** | 1 |
| **UC-TMF 6 OG CUS** | **0824649** | 1 |
| **UC-TMF 6 YE CUS** | **0824652** | 1 |
| **UC-TMF 6 VT CUS** | **0824651** | 1 |
| **UC-TMF 6 BU CUS** | **0824647** | 1 |
| **UC-TMF 6 GN CUS** | **0824648** | 1 |

## Accessories

| | | |
|---|---|---|
| **P1 UC-MAG 4** | **5146105** | 1 |

PRINTED FOR YOU

**56 markers for a terminal block width of 8.2 mm**

## Technical data

BLUEMARK CLED • BLUEMARK LED • CMS-P1-PLOTTER
56
7
PA
V2
-40 ... 120
DIN EN 61010-1 (VDE 0411-1)
free from silicone and halogen

## Ordering data

| Type | Order No. | Pcs. / Pkt. |
|---|---|---|
| **UC-TMF 8** | **0818137** | 10 |
| **UC-TMF 8 RD** | **0818658** | 10 |
| **UC-TMF 8 OG** | **0818629** | 10 |
| **UC-TMF 8 YE** | **0818632** | 10 |
| **UC-TMF 8 VT** | **0815923** | 10 |
| **UC-TMF 8 BU** | **0818645** | 10 |
| **UC-TMF 8 GN** | **0818661** | 10 |
| **UC-TMF 8 CUS** | **0824654** | 1 |
| **UC-TMF 8 RD CUS** | **0824658** | 1 |
| **UC-TMF 8 OG CUS** | **0824657** | 1 |
| **UC-TMF 8 YE CUS** | **0824660** | 1 |
| **UC-TMF 8 VT CUS** | **0824659** | 1 |
| **UC-TMF 8 BU CUS** | **0824655** | 1 |
| **UC-TMF 8 GN CUS** | **0824656** | 1 |

## Accessories

| | | |
|---|---|---|
| **P1 UC-MAG 4** | **5146105** | 1 |

## UniCard terminal marking for a flat marker groove



– The UC-TMF ... UniCard labeling range includes markers for products with tall and flat marker grooves
– Labeling service: Phoenix Contact can custom-label all UniCard markers in accordance with your requirements

**Notes:**

1) For ordering example, see page 359.

Can be printed with:

**UV LED technology**

**Plotter**

**48 markers for a terminal block width of 10.2 mm**

### Technical data

| | | |
|---|---|---|
| **General data** | | |
| Can be printed with: | | BLUEMARK CLED • BLUEMARK LED • CMS-P1-PLOTTER |
| Number of individual labels | | 48 |
| Number of individual labels per strip | | 6 |
| Material | | PA |
| Inflammability class according to UL 94 | | V2 |
| Temperature range | [°C] | -40 ... 120 |
| Wipe resistance | | DIN EN 61010-1 (VDE 0411-1) |
| Components | | free from silicone and halogen |

### Ordering data

| Description | Color | Type | Order No. | Pcs. / Pkt. |
|---|---|---|---|---|
| **UniCard materials,** for labeling terminal blocks with a flat marker groove | | | | |
| | white | **UC-TMF 10** | **0818124** | 10 |
| | red | **UC-TMF 10 RD** | **0818700** | 10 |
| | orange | **UC-TMF 10 OG** | **0818674** | 10 |
| | yellow | **UC-TMF 10 YE** | **0818687** | 10 |
| | violet | **UC-TMF 10 VT** | **0815981** | 10 |
| | blue | **UC-TMF 10 BU** | **0818690** | 10 |
| | green | **UC-TMF 10 GN** | **0818713** | 10 |
| **UniCard,** for labeling terminal blocks with a flat marker groove, **labeled acc. to customer specifications**[1]) | | | | |
| | white | **UC-TMF 10 CUS** | **0824662** | 1 |
| | red | **UC-TMF 10 RD CUS** | **0824666** | 1 |
| | orange | **UC-TMF 10 OG CUS** | **0824665** | 1 |
| | yellow | **UC-TMF 10 YE CUS** | **0824668** | 1 |
| | violet | **UC-TMF 10 VT CUS** | **0824667** | 1 |
| | blue | **UC-TMF 10 BU CUS** | **0824663** | 1 |
| | green | **UC-TMF 10 GN CUS** | **0824664** | 1 |

### Accessories

| | | |
|---|---|---|
| **Magazine,** for CMS-P1-PLOTTER | | |
| | **P1 UC-MAG 4** | **5146105** | 1 |

PRINTED FOR YOU

**40 markers for a terminal block width of 12 mm**

PRINTED FOR YOU

**32 markers for a terminal block width of 16 mm**

## Technical data

BLUEMARK CLED • BLUEMARK LED • CMS-P1-PLOTTER
40
5
PA
V2
-40 ... 120
DIN EN 61010-1 (VDE 0411-1)
free from silicone and halogen

## Ordering data

| Type | Order No. | Pcs. / Pkt. |
|---|---|---|
| **UC-TMF 12** | **0819233** | 10 |
| **UC-TMF 12 RD** | **0817840** | 10 |
| **UC-TMF 12 OG** | **0817866** | 10 |
| **UC-TMF 12 YE** | **0819246** | 10 |
| **UC-TMF 12 VT** | **0822686** | 10 |
| **UC-TMF 12 BU** | **0817853** | 10 |
| **UC-TMF 12 GN** | **0817837** | 10 |
| **UC-TMF 12 CUS** | **0824670** | 1 |
| **UC-TMF 12 RD CUS** | **0824674** | 1 |
| **UC-TMF 12 OG CUS** | **0824673** | 1 |
| **UC-TMF 12 YE CUS** | **0824676** | 1 |
| **UC-TMF 12 VT CUS** | **0824675** | 1 |
| **UC-TMF 12 BU CUS** | **0824671** | 1 |
| **UC-TMF 12 GN CUS** | **0824672** | 1 |

## Accessories

| | | |
|---|---|---|
| **P1 UC-MAG 4** | **5146105** | 1 |

## Technical data

BLUEMARK CLED • BLUEMARK LED • CMS-P1-PLOTTER
32
4
PA
V2
-40 ... 120
DIN EN 61010-1 (VDE 0411-1)
free from silicone and halogen

## Ordering data

| Type | Order No. | Pcs. / Pkt. |
|---|---|---|
| **UC-TMF 16** | **0819262** | 10 |
| **UC-TMF 16 RD** | **0817824** | 10 |
| **UC-TMF 16 OG** | **0817811** | 10 |
| **UC-TMF 16 YE** | **0819259** | 10 |
| **UC-TMF 16 VT** | **0822699** | 10 |
| **UC-TMF 16 BU** | **0817905** | 10 |
| **UC-TMF 16 GN** | **0817921** | 10 |
| **UC-TMF 16 CUS** | **0824678** | 1 |
| **UC-TMF 16 RD CUS** | **0824682** | 1 |
| **UC-TMF 16 OG CUS** | **0824681** | 1 |
| **UC-TMF 16 YE CUS** | **0824684** | 1 |
| **UC-TMF 16 VT CUS** | **0824683** | 1 |
| **UC-TMF 16 BU CUS** | **0824679** | 1 |
| **UC-TMF 16 GN CUS** | **0824680** | 1 |

## Accessories

| | | |
|---|---|---|
| **P1 UC-MAG 4** | **5146105** | 1 |

## UniCard terminal marking for marking stud holders



- The UC-TMN ... UniCard labeling range includes markers for products with a marking stud holder, such as mini terminal blocks, transformer terminal blocks or COMBICON PCB connection terminal blocks
- The markers, which are supplied in uniform sheets, can be printed onto quickly and easily using the BLUEMARK CLED
- The format automatically ensures printing with a high level of positional accuracy
- The multi-section marking strips are easy to fit and can be easily separated if required
- The sheets provide space for including function texts
- Labeling service: Phoenix Contact can custom-label all UniCard markers in accordance with your requirements

**Notes:**

An overview of the markable terminal blocks that are available from Phoenix Contact can be found starting on page 112.

[1]) For ordering example, see page 359.

Can be printed with:

**UV LED technology**

**Plotter**

**Stud-type markers for terminal block widths of 5.2 / 7.5 / 10 mm**

### Technical data

| | | |
|---|---|---|
| **General data** | | |
| Can be printed with: | | BLUEMARK CLED • BLUEMARK LED • CMS-P1-PLOTTER |
| Material | | PA |
| Inflammability class according to UL 94 | | V2 |
| Temperature range | [°C] | -40 ... 120 |
| Wipe resistance | | DIN EN 61010-1 (VDE 0411-1) |
| Components | | free from silicone and halogen |

### Ordering data

| Description | Color | Type | Order No. | Pcs. / Pkt. |
|---|---|---|---|---|
| **UniCard,** for labeling transformer terminal blocks | | | | |
| 96-section | white | **UC-TMN 5,2** | **0822945** | 10 |
| 64-section | white | **UC-TMN 7,5** | **0821823** | 10 |
| 48-section | white | **UC-TMN 10** | **0828554** | 10 |

### Accessories

| | | | | |
|---|---|---|---|---|
| **Magazine,** for CMS-P1-PLOTTER | | | | |
| | | **P1 UC-MAG 1** | **5146079** | 1 |

PRINTED FOR YOU

**Labeled according to customer specifications**

## Technical data

-
PA
V2
-40 ... 120
DIN EN 61010-1 (VDE 0411-1)
free from silicone and halogen

## Ordering data

| Type | Order No. | Pcs. / Pkt. |
|---|---|---|
| **UC-TMN 5,2 CUS** | **0826857** | 1 |
| **UC-TMN 7,5 CUS** | **0824690** | 1 |
| **UC-TMN 10 CUS** | **0829109** | 1 |

## Accessories

## Zack marker strip terminal marking for a tall marker groove




- The ZB zack marker strip system is a labeling solution for modular terminal blocks and electronic modules with tall marker grooves
- The multi-section marking strips are easy to fit and can be easily separated if required
- Different pitches are possible on request
- Unlabeled marking strips can be custom-labeled with a plotter or by hand
- Labeling service: Phoenix Contact can custom-label all zack marker strip markers in accordance with your requirements

### Selection of labeling direction

- Please take care to select the correct labeling direction for printed products
- ① "Printed horizontally" labeling, text is the right way round for a horizontally arranged terminal strip
- ② "Printed vertically" labeling, text is the right way round for a vertically arranged terminal strip

**Notes:**

[1]) **10 identically marked** strips make up one packing unit (PU).

[2]) For ordering example, see page 359.

Can be printed with:

**Plotter**

**Markers for a terminal block width of 3.5 mm**

### Technical data

| | | |
|---|---|---|
| **General data** | | |
| Can be printed with: | | CMS-P1-PLOTTER |
| Material | | PA |
| Inflammability class according to UL 94 | | V2 |
| Temperature range | [°C] | -40 ... 100 |
| Wipe resistance | | DIN EN 61010-1 (VDE 0411-1) |
| Components | | free from silicone and halogen |

### Ordering data

| Description | Color | Type | Order No. | Pcs. / Pkt. |
|---|---|---|---|---|
| **Zack marker strip, 10-section, unprinted:** pack contains enough to label 100 terminal blocks | white | ZB 3,5:UNBEDRUCKT | 0829414 | 10 |
| as above, however, large batch, sufficient for 1000 terminal blocks | white | | | |
| **Zack marker strip, printed horizontally,** ten sections with consecutive numbers, e.g., 1 - 10, 11 - 20, etc. up to 91 - 100, (ZB 3,5 and ZB 4, max. 2 digits)[1]) | white | ZB 3,5,LGS:FORTL.ZAHLEN | 0801404 | 10 |
| **Zack marker strip, printed horizontally,** 10-section, with same numbers, e.g., 1/1/1, 2/2/2, etc. up to 100/100/100[1]) | white | | | |
| **Zack marker strip, 10-section, printed horizontally:** with L1, L2, L3, N, PE[1]) | white | | | |
| U, V, W, N, ⏚ | white | | | |
| **Zack marker strip, printed vertically,** 10-section, with consecutive numbers, e.g., 1-10, 11-20, etc. up to 91-100[1]) | white | ZB 3,5,QR:FORT.ZAHLEN | 0801405 | 10 |
| **Special marking zack marker strip,** 10-section, separable, labeled acc. to customer specifications, (ZB 3,5 and ZB 4, max. 2 digits), please specify the required marking when ordering[2]) | white | ZB 3,5 CUS | 0829415 | 1 |

### Accessories

| | | | |
|---|---|---|---|
| **Magazine,** for CMS-P1-PLOTTER | CMS-P1-M/ZB | 5144699 | 1 |

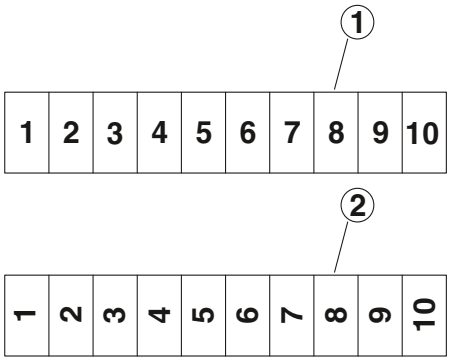

## Markers for a terminal block width of 4.2 mm

### Technical data

CMS-P1-PLOTTER
PA
V2
-40 ... 100
DIN EN 61010-1 (VDE 0411-1)
free from silicone and halogen

### Ordering data

| Type | Order No. | Pcs. / Pkt. |
|---|---|---|
| ZB 4 :UNBEDRUCKT | 0805001 | 10 |
| ZB 4/WH-100:UNBEDRUCKT | 0805810 | 100 |
| ZB 4,LGS:FORTL.ZAHLEN | 0805739 | 10 |
| ZB 4,QR:FORTL.ZAHLEN | 0805807 | 10 |
| ZB 4 CUS | 0824951 | 1 |

### Accessories

| | | |
|---|---|---|
| CMS-P1-M/ZB | 5144699 | 1 |

## Markers for a terminal block width of 5.2 mm

### Technical data

CMS-P1-PLOTTER
PA
V2
-40 ... 100
DIN EN 61010-1 (VDE 0411-1)
free from silicone and halogen

### Ordering data

| Type | Order No. | Pcs. / Pkt. |
|---|---|---|
| ZB 5 :UNBEDRUCKT | 1050004 | 10 |
| ZB 5/WH-100:UNBEDRUCKT | 5060906 | 100 |
| ZB 5,LGS:FORTL.ZAHLEN | 1050017 | 10 |
| ZB 5,LGS:GLEICHE ZAHLEN | 1050033 | 10 |
| ZB 5,LGS:L1-N,PE | 1050415 | 10 |
| ZB 5,QR:FORTL.ZAHLEN | 1050020 | 10 |
| ZB 5 CUS | 0824962 | 1 |

### Accessories

| | | |
|---|---|---|
| CMS-P1-M/ZB | 5144699 | 1 |



## Markers for a terminal block width of 5.08 mm

### Technical data

CMS-P1-PLOTTER
PA
V2
-40 ... 100
DIN EN 61010-1 (VDE 0411-1)
free from silicone and halogen

### Ordering data

| Type | Order No. | Pcs. / Pkt. |
|---|---|---|
| ZB 5,08:UNBEDRUCKT | 0809793 | 10 |
| ZB 5,08,LGS:FORTL.ZAHLEN | 0809803 | 10 |
| ZB 5,08,LGS:L1-N,PE | 0809832 | 10 |
| ZB 5,08,LGS:U-N | 0809845 | 10 |
| ZB 5,08,QR:FORTL.ZAHLEN | 0809858 | 10 |
| ZB 5,08 CUS | 0824963 | 1 |

### Accessories

| | | |
|---|---|---|
| CMS-P1-M/ZB | 5144699 | 1 |

## Zack marker strip terminal marking for a tall marker groove

– The ZB zack marker strip system is a labeling solution for modular terminal blocks and electronic modules with tall marker grooves
– Labeling service: Phoenix Contact can custom-label all zack marker strip markers in accordance with your requirements

**Notes:**

[1]) **10 identically marked** strips make up one packing unit (PU).

[2]) For ordering example, see page 359.




**Markers for a terminal block width of 6.2 mm**




**Markers for a terminal block width of 6.6 mm**

| | | Technical data | Technical data |
|---|---|---|---|
| **General data** | | | |
| Can be printed with: | | CMS-P1-PLOTTER | CMS-P1-PLOTTER |
| Material | | PA | PA |
| Inflammability class according to UL 94 | | V2 | V2 |
| Temperature range | [°C] | -40 ... 100 | -40 ... 100 |
| Wipe resistance | | DIN EN 61010-1 (VDE 0411-1) | DIN EN 61010-1 (VDE 0411-1) |
| Components | | free from silicone and halogen | free from silicone and halogen |

| | | Ordering data | | | Ordering data | | |
|---|---|---|---|---|---|---|---|
| Description | Color | Type | Order No. | Pcs. / Pkt. | Type | Order No. | Pcs. / Pkt. |
| **Zack marker strip, 10-section, unprinted:** pack contains enough to label 100 terminal blocks | white | **ZB 6:UNBEDRUCKT** | **1051003** | 10 | **ZB 6,6:UNBEDRUCKT** | **1052332** | 10 |
| as above, however, large batch, sufficient for 1000 terminal blocks | white | | | | | | |
| **Zack marker strip, printed horizontally,** 10-section, with consecutive numbers, e.g., 1-10, 11-20, etc. up to 91-100 | white | **ZB 6,LGS:FORTL.ZAHLEN** | **1051016** | 10 | **ZB 6,6,LGS:FORTL.ZAHLEN** | **1052345** | 10 |
| **Zack marker strip, printed horizontally,** 10-section, with same numbers, e.g., 1/1/1, 2/2/2, etc. up to 100/100/100 | white | **ZB 6,LGS:GLEICHE ZAHLEN** | **1051032** | 10 | | | |
| **Zack marker strip, 10-section, printed horizontally:** with L1, L2, L3, N, PE | white | **ZB 6,LGS:L1-N,PE** | **1051414** | 10 | | | |
| U, V, W, N, ⏚ | white | **ZB 6,LGS:U-N** | **1051430** | 10 | | | |
| **Zack marker strip, printed vertically,** 10-section, with consecutive numbers, e.g., 1-10, 11-20, etc. up to 91-100[1]) | white | **ZB 6,QR:FORTL.ZAHLEN** | **1051029** | 10 | | | |
| **Zack marker strip, special printing,** 10-section, divisible, marking according to customer requirements, please specify the desired marking with order[2]) | white | **ZB 6 CUS** | **0824992** | 1 | **ZB 6,6 CUS** | **0824978** | 1 |
| | | **Accessories** | | | **Accessories** | | |
| **Magazine,** for CMS-P1-PLOTTER | | **CMS-P1-M/ZB** | **5144699** | 1 | **CMS-P1-M/ZB** | **5144699** | 1 |



## Markers for a terminal block width of 7.5 mm

### Technical data

CMS-P1-PLOTTER
PA
V2
-40 ... 100
DIN EN 61010-1 (VDE 0411-1)
free from silicone and halogen

### Ordering data

| Type | Order No. | Pcs. / Pkt. |
|---|---|---|
| ZB 7,5:UNBEDRUCKT | 0803948 | 10 |
| ZB 7,5 CUS | 0824994 | 1 |

### Accessories

| | | |
|---|---|---|
| CMS-P1-M/ZB | 5144699 | 1 |



## Markers for a terminal block width of 7.62 mm

### Technical data

CMS-P1-PLOTTER
PA
V2
-40 ... 100
DIN EN 61010-1 (VDE 0411-1)
free from silicone and halogen

### Ordering data

| Type | Order No. | Pcs. / Pkt. |
|---|---|---|
| ZB 7,62:UNBEDRUCKT | 1054000 | 10 |
| ZB 7,62/WH-100:UNBEDRUCKT | 5060922 | 100 |
| ZB 7,62,LGS:FORTL.ZAHLEN | 1054233 | 10 |
| ZB 7,62 CUS | 0824997 | 1 |

### Accessories

| | | |
|---|---|---|
| CMS-P1-M/ZB | 5144699 | 1 |



## Markers for a terminal block width of 8.2 mm

### Technical data

CMS-P1-PLOTTER
PA
V2
-40 ... 100
DIN EN 61010-1 (VDE 0411-1)
free from silicone and halogen

### Ordering data

| Type | Order No. | Pcs. / Pkt. |
|---|---|---|
| ZB 8:UNBEDRUCKT | 1052002 | 10 |
| ZB 8/WH-100:UNBEDRUCKT | 5060896 | 100 |
| ZB 8,LGS:FORTL.ZAHLEN | 1052015 | 10 |
| ZB 8,LGS:L1-N,PE | 1052413 | 10 |
| ZB 8,QR:FORTL.ZAHLEN | 1052028 | 10 |
| ZB 8 CUS | 0825011 | 1 |

### Accessories

| | | |
|---|---|---|
| CMS-P1-M/ZB | 5144699 | 1 |

## Zack marker strip terminal marking for a tall marker groove

– The ZB zack marker strip system is a labeling solution for modular terminal blocks and electronic modules with tall marker grooves
– Labeling service: Phoenix Contact can custom-label all zack marker strip markers in accordance with your requirements

**Notes:**

[1]) **10 identically marked** strips make up one packing unit (PU).

**Markers for a terminal block width of 9 mm**

**Markers for a terminal block width of 10.2 mm**

| | | Technical data | Technical data |
|---|---|---|---|
| **General data** | | | |
| Can be printed with: | | CMS-P1-PLOTTER | CMS-P1-PLOTTER |
| Material | | PA | PA |
| Inflammability class according to UL 94 | | V2 | V2 |
| Temperature range | [°C] | -40 ... 100 | -40 ... 100 |
| Wipe resistance | | DIN EN 61010-1 (VDE 0411-1) | DIN EN 61010-1 (VDE 0411-1) |
| Components | | free from silicone and halogen | free from silicone and halogen |

| | | Ordering data | | | Ordering data | | |
|---|---|---|---|---|---|---|---|
| Description | Color | Type | Order No. | Pcs. / Pkt. | Type | Order No. | Pcs. / Pkt. |
| **Zack marker strip, 10-section, unprinted:** pack contains enough to label 100 terminal blocks | | | | | | | |
| | white | **ZB 9:UNBEDRUCKT** | **0829127** | 10 | **ZB 10:UNBEDRUCKT** | **1053001** | 10 |
| as above, however, large batch, sufficient for 1000 terminal blocks | white | | | | **ZB10/WH-100:UNBEDRUCKT** | **5060883** | 100 |
| 5-section | white | | | | | | |
| **Flat Zack marker strip, 10-section, printed horizontally:** with consecutive numbers, e.g., 1–10, 11–20, etc. up to 91–100[1]) | | | | | | | |
| | white | | | | **ZB10,LGS:FORTL.ZAHLEN** | **1053014** | 10 |
| **Zack marker strip, printed horizontally,** 10-section, with same numbers, e.g., 1/1/1, 2/2/2, etc. up to 100/100/100[1]) | | | | | | | |
| | white | | | | **ZB10,LGS:GLEICHE ZAHLEN** | **1053030** | 10 |
| **Zack marker strip, 10-section, printed horizontally:** with L1, L2, L3, N, PE[1]) | | | | | | | |
| | white | | | | **ZB10,LGS:L1-N,PE** | **1053412** | 10 |
| U, V, W, N, ⏚ | white | | | | **ZB10,LGS:U-N** | **1053438** | 10 |
| 5-section | white | | | | | | |
| **Zack marker strip, printed vertically,** 10-section, with consecutive numbers, e.g., 1-10, 11-20, etc. up to 91-100[1]) | | | | | | | |
| | white | | | | **ZB10,QR:FORTL.ZAHLEN** | **1053027** | 10 |
| **Zack marker strip, special printing,** 10-section, divisible, marking according to customer requirements, please specify the desired marking with order | | | | | | | |
| | white | **ZB 9 CUS** | **0829128** | 1 | **ZB 10 CUS** | **0824941** | 1 |
| 5-section | white | | | | | | |

| | Accessories | | | Accessories | | |
|---|---|---|---|---|---|---|
| **Magazine,** for CMS-P1-PLOTTER | **CMS-P1-M/ZB** | **5144699** | 1 | **CMS-P1-M/ZB** | **5144699** | 1 |




Markers for a terminal block width of 12 mm




Markers for a terminal block width of 13 mm

Markers for a terminal block width of 15 mm

## Technical data

CMS-P1-PLOTTER
PA
V2
-40 ... 100
DIN EN 61010-1 (VDE 0411-1)
free from silicone and halogen

## Ordering data

| Type | Order No. | Pcs. / Pkt. |
|---|---|---|
| ZB 12:UNPRINTED | 0812120 | 10 |
| ZB 12,LGS:L1-N,PE | 0812146 | 10 |
| ZB 12 CUS | 0824942 | 1 |

## Accessories

| | | |
|---|---|---|
| CMS-P1-M/ZB | 5144699 | 1 |

## Technical data

CMS-P1-PLOTTER
PA
V2
-40 ... 100
DIN EN 61010-1 (VDE 0411-1)
free from silicone and halogen

## Ordering data

| Type | Order No. | Pcs. / Pkt. |
|---|---|---|
| ZB 13:UNBEDRUCKT | 0829131 | 10 |
| ZB 13 CUS | 0829132 | 1 |

## Accessories

| | | |
|---|---|---|
| CMS-P1-M/ZB | 5144699 | 1 |

## Technical data

CMS-P1-PLOTTER
PA
V2
-40 ... 100
DIN EN 61010-1 (VDE 0411-1)
free from silicone and halogen

## Ordering data

| Type | Order No. | Pcs. / Pkt. |
|---|---|---|
| ZB 15:UNBEDRUCKT | 0811972 | 10 |
| ZB 15,LGS:L1-N,PE | 0811998 | 10 |
| ZB 15 CUS | 0824945 | 1 |

## Accessories

| | | |
|---|---|---|
| CMS-P1-M/ZB | 5144699 | 1 |

## Zack marker strip terminal marking for a tall marker groove

– The ZB zack marker strip system is a labeling solution for modular terminal blocks and electronic modules with tall marker grooves
– Labeling service: Phoenix Contact can custom-label all zack marker strip markers in accordance with your requirements

**Notes:**

[1]) **10 identically marked** strips make up one packing unit (PU).

[2]) For ordering example, see page 359.

**Markers for a terminal block width of 16.3 mm**

**Markers for a terminal block width of 17 mm**

| | | Technical data | Technical data |
|---|---|---|---|
| **General data** | | | |
| Can be printed with: | | CMS-P1-PLOTTER | CMS-P1-PLOTTER |
| Material | | PA | PA |
| Inflammability class according to UL 94 | | V2 | V2 |
| Temperature range | [°C] | -40 ... 100 | -40 ... 100 |
| Wipe resistance | | DIN EN 61010-1 (VDE 0411-1) | DIN EN 61010-1 (VDE 0411-1) |
| Components | | free from silicone and halogen | free from silicone and halogen |

| | | Ordering data | | | Ordering data | | |
|---|---|---|---|---|---|---|---|
| Description | Color | Type | Order No. | Pcs. / Pkt. | Type | Order No. | Pcs. / Pkt. |
| **Zack marker strip, 5-section, unprinted:** pack contains enough to label 50 terminal blocks | | | | | | | |
| | white | ZB 16,3:UNPRINTED | 0820222 | 10 | ZB 17:UNBEDRUCKT | 0829391 | 10 |
| 4-part, for 40 terminals | white | | | | | | |
| **Zack marker strip,** 5-section, printed horizontally: With L1, L2, L3, N, PE[1]) | | | | | | | |
| | white | | | | | | |
| 4-section | white | | | | | | |
| **Zack marker strip, special printing,** 5-section, divisible, marking according to customer requirements, please specify the desired marking with order[2]) | | | | | | | |
| | white | ZB 16,3 CUS | 0824946 | 1 | ZB 17 CUS | 0829393 | 1 |
| 4-section | white | | | | | | |

| | Accessories | | | Accessories | | |
|---|---|---|---|---|---|---|
| **Magazine,** for CMS-P1-PLOTTER | | | | | | |
| | CMS-P1-M/ZB | 5144699 | 1 | CMS-P1-M/ZB | 5144699 | 1 |

Markers for a terminal block width of 18 mm

Markers for a terminal block width of 22 mm

## Technical data

CMS-P1-PLOTTER
PA
V2
-40 ... 100
DIN EN 61010-1 (VDE 0411-1)
free from silicone and halogen

## Ordering data

| Type | Order No. | Pcs. / Pkt. |
|---|---|---|
| ZB 18:UNBEDRUCKT | 0811833 | 10 |
| ZB 18,LGS:L1-N,PE | 0811846 | 10 |
| ZB 18 CUS | 0824947 | 1 |

## Accessories

| | | |
|---|---|---|
| CMS-P1-M/ZB | 5144699 | 1 |

## Technical data

CMS-P1-PLOTTER
PA
V2
-40 ... 100
DIN EN 61010-1 (VDE 0411-1)
free from silicone and halogen

## Ordering data

| Type | Order No. | Pcs. / Pkt. |
|---|---|---|
| ZB 22:UNBEDRUCKT | 0811862 | 10 |
| ZB 22,LGS:L1-N,PE | 0811875 | 10 |
| ZB 22 CUS | 0824949 | 1 |

## Accessories

| | | |
|---|---|---|
| CMS-P1-M/ZB | 5144699 | 1 |

## Zack marker strip terminal marking for a flat marker groove



- The ZBF flat zack marker strip system is a labeling solution for modular terminal blocks and electronic modules with tall and flat marker grooves
- The multi-section marking strips are easy to fit and can be easily separated if required
- Different pitches are possible on request
- Unlabeled marking strips can be custom-labeled with a plotter or by hand
- Labeling service: Phoenix Contact can custom-label all zack marker strip markers in accordance with your requirements

### Selection of labeling direction

- Please take care to select the correct labeling direction for printed products
- ① "Printed horizontally" labeling, text is the right way round for a horizontally arranged terminal strip
- ② "Printed vertically" labeling, text is the right way round for a vertically arranged terminal strip

| Notes: |
|---|
| An overview of the markable terminal blocks that are available from Phoenix Contact can be found starting on page 112. |
| [1]) **10 identically marked** strips make up one packing unit (PU). |
| [2]) For ordering example, see page 359. |

Can be printed with:

**Plotter**




**Markers for a terminal block width of 3.5 mm**

### Technical data

| General data | | |
|---|---|---|
| Can be printed with: | | CMS-P1-PLOTTER |
| Material | | PA |
| Inflammability class according to UL 94 | | V2 |
| Temperature range | [°C] | -40 ... 100 |
| Wipe resistance | | DIN EN 61010-1 (VDE 0411-1) |
| Components | | free from silicone and halogen |

### Ordering data

| Description | Color | Type | Order No. | Pcs. / Pkt. |
|---|---|---|---|---|
| **Zack marker strip, flat, 10-section, unprinted:** pack contains enough to label 100 terminal blocks | white | **ZBF 3,5:UNBEDRUCKT** | **0829392** | 10 |
| as above, however, large batch, sufficient for 1000 terminal blocks | white | | | |
| **Zack marker strip, flat, printed horizontally,** ten sections with consecutive numbers, e.g., 1 - 10, 11 - 20, etc. up to 91 - 100, (ZBF 3,5 and ZBF 4, max. 2 digits)[1]) | white | **ZBF 3,5,LGS:FORTL.ZAHLEN** | **0801406** | 10 |
| **Zack marker strip, flat, printed horizontally,** 10-section, with even numbers, e.g., 2-20, 22-40, etc. up to 82-100, (ZBF 4 max. 2-digit)[1]) | white | | | |
| **Zack marker strip, flat, printed horizontally,** 10-section, with odd numbers, e.g., 1-19, 21-39, etc. up to 81-99, (ZBF 4 max. 2-digit)[1]) | white | | | |
| **Zack marker strip, flat, printed vertically,** 10-section, with consecutive numbers, e.g., 1-10, 11-20, etc. up to 91-100[1]) | white | **ZBF 3,5,QR:FORTL.ZAHLEN** | **0801407** | 10 |
| **Special marking zack marker strip, flat,** 10-section, separable, marking acc. to customer specifications, (ZBF 3,5 and ZBF 4 max. 2 digits), please specify the required marking when ordering[2]) | white | **ZBF 3,5 CUS** | **0829394** | 1 |

### Accessories

| | | | |
|---|---|---|---|
| **Magazine,** for CMS-P1-PLOTTER | **CMS-P1-M/ZBF** | **5144709** | 1 |

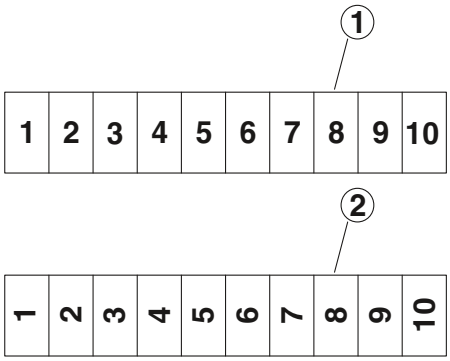




Markers for a terminal block width of 4.2 mm




Markers for a terminal block width of 5.2 mm




Markers for a terminal block width of 6.2 mm

## Technical data

CMS-P1-PLOTTER
PA
V2
-40 ... 100
DIN EN 61010-1 (VDE 0411-1)
free from silicone and halogen

## Ordering data

| Type | Order No. | Pcs. / Pkt. |
|---|---|---|
| ZBF 4:UNBEDRUCKT | 0808587 | 10 |
| ZBF 4/WH-100:UNBEDRUCKT | 0808613 | 100 |
| ZBF 4,LGS:FORTL.ZAHLEN | 0808626 | 10 |
| ZBF 4,LGS:GERADE ZAHLEN | 0810818 | 10 |
| ZBF 4,LGS:UNGERADE ZAHLEN | 0810850 | 10 |
| ZBF 4,QR:FORTL.ZAHLEN | 0808820 | 10 |
| ZBF 4 CUS | 0825023 | 1 |

## Accessories

| | | |
|---|---|---|
| CMS-P1-M/ZBF | 5144709 | 1 |

## Technical data

CMS-P1-PLOTTER
PA
V2
-40 ... 100
DIN EN 61010-1 (VDE 0411-1)
free from silicone and halogen

## Ordering data

| Type | Order No. | Pcs. / Pkt. |
|---|---|---|
| ZBF 5:UNBEDRUCKT | 0808642 | 10 |
| ZBF 5/WH-100:UNBEDRUCKT | 0808668 | 100 |
| ZBF 5,LGS:FORTL.ZAHLEN | 0808671 | 10 |
| ZBF 5,LGS:GERADE ZAHLEN | 0810821 | 10 |
| ZBF 5,LGS:UNGERADE ZAHLEN | 0810863 | 10 |
| ZBF 5,QR:FORTL.ZAHLEN | 0808697 | 10 |
| ZBF 5 CUS | 0825025 | 1 |

## Accessories

| | | |
|---|---|---|
| CMS-P1-M/ZBF | 5144709 | 1 |

## Technical data

CMS-P1-PLOTTER
PA
V2
-40 ... 100
DIN EN 61010-1 (VDE 0411-1)
free from silicone and halogen

## Ordering data

| Type | Order No. | Pcs. / Pkt. |
|---|---|---|
| ZBF 6:UNBEDRUCKT | 0808710 | 10 |
| ZBF 6/WH-100:UNBEDRUCKT | 0808736 | 100 |
| ZBF 6,LGS:FORTL.ZAHLEN | 0808749 | 10 |
| ZBF 6,LGS:GERADE ZAHLEN | 0810834 | 10 |
| ZBF 6,LGS:UNGERADE ZAHLEN | 0810876 | 10 |
| ZBF 6,QR:FORTL.ZAHLEN | 0808765 | 10 |
| ZBF 6 CUS | 0825027 | 1 |

## Accessories

| | | |
|---|---|---|
| CMS-P1-M/ZBF | 5144709 | 1 |

## Zack marker strip terminal marking for a flat marker groove

– The ZBF flat zack marker strip system is a labeling solution for modular terminal blocks and electronic modules with tall and flat marker grooves
– Labeling service: Phoenix Contact can custom-label all zack marker strip markers in accordance with your requirements

**Notes:**

[1]) **10 identically marked** strips make up one packing unit (PU).

[2]) For ordering example, see page 359.

**Markers for a terminal block width of 7.5 mm**

**Markers for a terminal block width of 8.2 mm**

| | | Technical data | Technical data |
|---|---|---|---|
| **General data** | | | |
| Can be printed with: | | CMS-P1-PLOTTER | CMS-P1-PLOTTER |
| Material | | PA | PA |
| Inflammability class according to UL 94 | | V2 | V2 |
| Temperature range | [°C] | -40 ... 100 | -40 ... 100 |
| Wipe resistance | | DIN EN 61010-1 (VDE 0411-1) | DIN EN 61010-1 (VDE 0411-1) |
| Components | | free from silicone and halogen | free from silicone and halogen |

| | | Ordering data | | | Ordering data | | |
|---|---|---|---|---|---|---|---|
| Description | Color | Type | Order No. | Pcs. / Pkt. | Type | Order No. | Pcs. / Pkt. |
| **Zack marker strip, flat, 10-section, without color print** | white | ZBF 7,5:UNBEDRUCKT | 0809942 | 10 | ZBF 8:UNBEDRUCKT | 0808781 | 10 |
| 5-section | white | | | | | | |
| **Zack marker strip, flat, printed horizontally,** 10-section, with consecutive numbers, e.g., 1-10, 11-20, etc. up to 91-100[1]) | white | ZBF 7,5,LGS:FORTL.ZAHLEN | 0809955 | 10 | ZBF 8,LGS:FORTL.ZAHLEN | 0808804 | 10 |
| **Zack marker strip, flat, printed vertically,** 10-section, with consecutive numbers, e.g., 1-10, 11-20, etc. up to 91-100[1]) | white | ZBF 7,5,QR:FORTL.ZAHLEN | 0809968 | 10 | | | |
| **Zack marker strip, flat, special printing,** 10-section, divisible, marking according to customer requirements, please specify the desired marking with order[2]) | white | ZBF 7,5 CUS | 0825028 | 1 | ZBF 8 CUS | 0825030 | 1 |
| 5-section | white | | | | | | |

| | Accessories | | | Accessories | | |
|---|---|---|---|---|---|---|
| **Magazine,** for CMS-P1-PLOTTER | CMS-P1-M/ZBF | 5144709 | 1 | CMS-P1-M/ZBF | 5144709 | 1 |

**Markers for a terminal block width of 9 mm**

**Markers for a terminal block width of 10.2 mm**

**Markers for a terminal block width of 12 mm**

## Technical data

CMS-P1-PLOTTER
PA
V2
-40 ... 100
DIN EN 61010-1 (VDE 0411-1)
free from silicone and halogen

## Ordering data

| Type | Order No. | Pcs. / Pkt. |
|---|---|---|
| **ZBF 9:UNBEDRUCKT** | **0829129** | 10 |
| **ZBF 9 CUS** | **0829130** | 1 |

## Accessories

| | | |
|---|---|---|
| **CMS-P1-M/ZBF** | **5144709** | 1 |

## Technical data

CMS-P1-PLOTTER
PA
V2
-40 ... 100
DIN EN 61010-1 (VDE 0411-1)
free from silicone and halogen

## Ordering data

| Type | Order No. | Pcs. / Pkt. |
|---|---|---|
| **ZBF10:UNBEDRUCKT** | **0809997** | 10 |
| **ZBF10,LGS:FORTL.ZAHLEN** | **0810009** | 10 |
| **ZBF10,QR:FORTL.ZAHLEN** | **0810025** | 10 |
| **ZBF10 CUS** | **0825031** | 1 |

## Accessories

| | | |
|---|---|---|
| **CMS-P1-M/ZBF** | **5144709** | 1 |

## Technical data

CMS-P1-PLOTTER
PA
V2
-40 ... 100
DIN EN 61010-1 (VDE 0411-1)
free from silicone and halogen

## Ordering data

| Type | Order No. | Pcs. / Pkt. |
|---|---|---|
| **ZBF 12:UNBEDRUCKT** | **0809735** | 10 |
| **ZBF 12 CUS** | **0825018** | 1 |

## Accessories

| | | |
|---|---|---|
| **CMS-P1-M/ZBF** | **5144709** | 1 |

## Zack marker strip terminal marking for a flat marker groove

– The ZBF flat zack marker strip system is a labeling solution for modular terminal blocks and electronic modules with tall and flat marker grooves
– Labeling service: Phoenix Contact can custom-label all zack marker strip markers in accordance with your requirements

**Notes:**

1) For ordering example, see page 359.

**Markers for a terminal block width of 13 mm**

**Markers for a terminal block width of 15 mm**

### Technical data

| | | | |
|---|---|---|---|
| **General data** | | | |
| Can be printed with: | | CMS-P1-PLOTTER | CMS-P1-PLOTTER |
| Material | | PA | PA |
| Inflammability class according to UL 94 | | V2 | V2 |
| Temperature range | [°C] | -40 ... 100 | -40 ... 100 |
| Wipe resistance | | DIN EN 61010-1 (VDE 0411-1) | DIN EN 61010-1 (VDE 0411-1) |
| Components | | free from silicone and halogen | free from silicone and halogen |

### Ordering data

| Description | Color | Type | Order No. | Pcs. / Pkt. | Type | Order No. | Pcs. / Pkt. |
|---|---|---|---|---|---|---|---|
| **Zack marker strip, flat, 5-section, without color print** | white | **ZBF 13:UNBEDRUCKT** | **0829133** | 10 | **ZBF 15:UNBEDRUCKT** | **0811202** | 10 |
| **Zack marker strip, special printing,** 5-section, divisible, marking according to customer requirements, please specify the desired marking with order[1]) | white | **ZBF 13 CUS** | **0829134** | 1 | **ZBF 15 CUS** | **0825019** | 1 |

### Accessories

| | | | | | | | |
|---|---|---|---|---|---|---|---|
| **Magazine,** for CMS-P1-PLOTTER | | **CMS-P1-M/ZBF** | **5144709** | 1 | **CMS-P1-M/ZBF** | **5144709** | 1 |

**Markers for a terminal block width of 16.3 mm**

**Markers for a terminal block width of 17 mm**

**Markers for a terminal block width of 19.7 mm**

## Technical data

CMS-P1-PLOTTER
PA
V2
-40 ... 100
DIN EN 61010-1 (VDE 0411-1)
free from silicone and halogen

## Ordering data

| Type | Order No. | Pcs. / Pkt. |
|---|---|---|
| **ZBF 16:UNPRINTED** | **0827464** | 10 |
| **ZBF 16 CUS** | **0827465** | 1 |

## Accessories

| | | |
|---|---|---|
| **CMS-P1-M/ZBF** | **5144709** | 1 |

## Technical data

CMS-P1-PLOTTER
PA
V2
-40 ... 100
DIN EN 61010-1 (VDE 0411-1)
free from silicone and halogen

## Ordering data

| Type | Order No. | Pcs. / Pkt. |
|---|---|---|
| **ZBF 17:UNBEDRUCKT** | **0815020** | 10 |
| **ZBF 17 CUS** | **0825020** | 1 |

## Accessories

| | | |
|---|---|---|
| **CMS-P1-M/ZBF** | **5144709** | 1 |

## Technical data

CMS-P1-PLOTTER
PA
V2
-40 ... 100
DIN EN 61010-1 (VDE 0411-1)
free from silicone and halogen

## Ordering data

| Type | Order No. | Pcs. / Pkt. |
|---|---|---|
| **ZBF 19,7:UNBEDRUCKT** | **0810627** | 10 |
| **ZBF 19,7 CUS** | **0825021** | 1 |

## Accessories

| | | |
|---|---|---|
| **CMS-P1-M/ZBF** | **5144709** | 1 |

## UniCard terminal marking for a tall marker groove



- The UCT-TM... UniCard labeling range includes markers for products with tall marker grooves
- The markers, which are supplied in uniform sheets, can be printed onto quickly, easily, and precisely using the THERMOMARK CARD and BLUEMARK CLED
- The multi-section marking strips are easy to fit and can be easily separated if required
- The sheets provide space for including function texts
- Labeling service: Phoenix Contact can custom-label all UniCard markers in accordance with your requirements

**Notes:**

An overview of the markable terminal blocks that are available from Phoenix Contact can be found starting on page 112.

[1]) For ordering example, see page 359.

Can be printed with:

**Thermal transfer for sheets and cards**

**UV LED technology**

PRINTED FOR YOU

**102 markers for a terminal block width of 3.5 mm**

### Technical data

| | | |
|---|---|---|
| **General data** | | |
| Can be printed with: | | THERMOMARK CARD PLUS • THERMOMARK CARD • BLUEMARK CLED • BLUEMARK LED |
| Number of individual labels | | 102 |
| Number of individual labels per strip | | 17 |
| Material | | PC |
| Inflammability class according to UL 94 | | V0 |
| Temperature range | [°C] | -40 ... 120 |
| Wipe resistance | | DIN EN 61010-1 (VDE 0411-1) |
| Components | | free from silicone and halogen |

### Ordering data

| Description | Color | Type | Order No. | Pcs. / Pkt. |
|---|---|---|---|---|
| **UniCard,** for labeling terminal blocks with a marker groove | | | | |
| | white | **UCT-TM 3,5** | **0829484** | 10 |
| | red | **UCT-TM 3,5 RD** | **0829505** | 10 |
| | orange | **UCT-TM 3,5 OG** | **0829506** | 10 |
| | yellow | **UCT-TM 3,5 YE** | **0829485** | 10 |
| | violet | **UCT-TM 3,5 VT** | **0829507** | 10 |
| | blue | **UCT-TM 3,5 BU** | **0829508** | 10 |
| | green | **UCT-TM 3,5 GN** | **0829509** | 10 |
| **UniCard,** for labeling terminal blocks with a marker groove, **labeled acc. to customer specifications**[1]) | | | | |
| | white | **UCT-TM 3,5 CUS** | **0829581** | 1 |
| | red | **UCT-TM 3,5 RD CUS** | **0829582** | 1 |
| | orange | **UCT-TM 3,5 OG CUS** | **0829583** | 1 |
| | yellow | **UCT-TM 3,5 YE CUS** | **0829584** | 1 |
| | violet | **UCT-TM 3,5 VT CUS** | **0829585** | 1 |
| | blue | **UCT-TM 3,5 BU CUS** | **0829586** | 1 |
| | green | **UCT-TM 3,5 GN CUS** | **0829587** | 1 |

### Accessories

| | | | |
|---|---|---|---|
| **Magazine,** for THERMOMARK CARD ... for accommodating: UCT–TM ..., UCT1–TM ..., UCT5–TM ..., UCT–EM (5X10), UCT-EM (6X10) | | **THERMOMARK CARD-UCT-MAG1** | **5146480** | 1 |

PRINTED FOR YOU

**84 markers for a terminal block width of 4.2 mm**

## Technical data

THERMOMARK CARD PLUS • THERMOMARK CARD • BLUEMARK CLED • BLUEMARK LED
84
14
PC
V0
-40 ... 120
DIN EN 61010-1 (VDE 0411-1)
free from silicone and halogen

## Ordering data

| Type | Order No. | Pcs. / Pkt. |
|---|---|---|
| UCT-TM 4 | 0828732 | 10 |
| UCT-TM 4 RD | 0829149 | 10 |
| UCT-TM 4 OG | 0829150 | 10 |
| UCT-TM 4 YE | 0828733 | 10 |
| UCT-TM 4 VT | 0829151 | 10 |
| UCT-TM 4 BU | 0829152 | 10 |
| UCT-TM 4 GN | 0829153 | 10 |
| UCT-TM 4 CUS | 0829588 | 1 |
| UCT-TM 4 RD CUS | 0829589 | 1 |
| UCT-TM 4 OG CUS | 0829590 | 1 |
| UCT-TM 4 YE CUS | 0829591 | 1 |
| UCT-TM 4 VT CUS | 0829592 | 1 |
| UCT-TM 4 BU CUS | 0829593 | 1 |
| UCT-TM 4 GN CUS | 0829594 | 1 |

## Accessories

| | | |
|---|---|---|
| THERMOMARK CARD-UCT-MAG1 | 5146480 | 1 |

PRINTED FOR YOU

**72 markers for a terminal block width of 5.2 mm**

## Technical data

THERMOMARK CARD PLUS • THERMOMARK CARD • BLUEMARK CLED • BLUEMARK LED
72
12
PC
V0
-40 ... 120
DIN EN 61010-1 (VDE 0411-1)
free from silicone and halogen

## Ordering data

| Type | Order No. | Pcs. / Pkt. |
|---|---|---|
| UCT-TM 5 | 0828734 | 10 |
| UCT-TM 5 RD | 0829154 | 10 |
| UCT-TM 5 OG | 0829155 | 10 |
| UCT-TM 5 YE | 0828735 | 10 |
| UCT-TM 5 VT | 0829156 | 10 |
| UCT-TM 5 BU | 0829157 | 10 |
| UCT-TM 5 GN | 0829158 | 10 |
| UCT-TM 5 CUS | 0829595 | 1 |
| UCT-TM 5 RD CUS | 0829596 | 1 |
| UCT-TM 5 OG CUS | 0829597 | 1 |
| UCT-TM 5 YE CUS | 0829598 | 1 |
| UCT-TM 5 VT CUS | 0829599 | 1 |
| UCT-TM 5 BU CUS | 0829600 | 1 |
| UCT-TM 5 GN CUS | 0829601 | 1 |

## Accessories

| | | |
|---|---|---|
| THERMOMARK CARD-UCT-MAG1 | 5146480 | 1 |

PRINTED FOR YOU

**60 markers for a terminal block width of 6.2 mm**

## Technical data

THERMOMARK CARD PLUS • THERMOMARK CARD • BLUEMARK CLED • BLUEMARK LED
60
10
PC
V0
-40 ... 120
DIN EN 61010-1 (VDE 0411-1)
free from silicone and halogen

## Ordering data

| Type | Order No. | Pcs. / Pkt. |
|---|---|---|
| UCT-TM 6 | 0828736 | 10 |
| UCT-TM 6 RD | 0829159 | 10 |
| UCT-TM 6 OG | 0829160 | 10 |
| UCT-TM 6 YE | 0828737 | 10 |
| UCT-TM 6 VT | 0829161 | 10 |
| UCT-TM 6 BU | 0829162 | 10 |
| UCT-TM 6 GN | 0829163 | 10 |
| UCT-TM 6 CUS | 0829602 | 1 |
| UCT-TM 6 RD CUS | 0829603 | 1 |
| UCT-TM 6 OG CUS | 0829604 | 1 |
| UCT-TM 6 YE CUS | 0829605 | 1 |
| UCT-TM 6 VT CUS | 0829606 | 1 |
| UCT-TM 6 BU CUS | 0829607 | 1 |
| UCT-TM 6 GN CUS | 0829608 | 1 |

## Accessories

| | | |
|---|---|---|
| THERMOMARK CARD-UCT-MAG1 | 5146480 | 1 |

## UniCard terminal marking for a tall marker groove

– The UCT-TM... UniCard labeling range includes markers for products with tall marker grooves
– Labeling service: Phoenix Contact can custom-label all UniCard markers in accordance with your requirements

**Notes:**

1) For ordering example, see page 359.

PRINTED FOR YOU

**48 markers for a terminal block width of 7.62 mm**

PRINTED FOR YOU

**42 markers for a terminal block width of 8.2 mm**

| | | Technical data | Technical data |
|---|---|---|---|
| **General data** | | | |
| Can be printed with: | | THERMOMARK CARD PLUS • THERMOMARK CARD • BLUEMARK CLED • BLUEMARK LED | THERMOMARK CARD PLUS • THERMOMARK CARD • BLUEMARK CLED • BLUEMARK LED |
| Number of individual labels | | 48 | 42 |
| Number of individual labels per strip | | 8 | 7 |
| Material | | PC | PC |
| Inflammability class according to UL 94 | | V0 | V0 |
| Temperature range | [°C] | -40 ... 120 | -40 ... 120 |
| Wipe resistance | | DIN EN 61010-1 (VDE 0411-1) | DIN EN 61010-1 (VDE 0411-1) |
| Components | | free from silicone and halogen | free from silicone and halogen |

| | | Ordering data | | | Ordering data | | |
|---|---|---|---|---|---|---|---|
| Description | Color | Type | Order No. | Pcs. / Pkt. | Type | Order No. | Pcs. / Pkt. |
| **UniCard,** for labeling terminal blocks with a marker groove | | | | | | | |
| | white | **UCT-TM 7,62** | **0828738** | 10 | **UCT-TM 8** | **0828740** | 10 |
| | red | **UCT-TM 7,62 RD** | **0829510** | 10 | **UCT-TM 8 RD** | **0829164** | 10 |
| | orange | **UCT-TM 7,62 OG** | **0829511** | 10 | **UCT-TM 8 OG** | **0829165** | 10 |
| | yellow | **UCT-TM 7,62 YE** | **0828739** | 10 | **UCT-TM 8 YE** | **0828741** | 10 |
| | violet | **UCT-TM 7,62 VT** | **0829512** | 10 | **UCT-TM 8 VT** | **0829166** | 10 |
| | blue | **UCT-TM 7,62 BU** | **0829513** | 10 | **UCT-TM 8 BU** | **0829167** | 10 |
| | green | **UCT-TM 7,62 GN** | **0829514** | 10 | **UCT-TM 8 GN** | **0829168** | 10 |
| **UniCard,** for labeling terminal blocks with a marker groove, **labeled acc. to customer specifications**[1]) | | | | | | | |
| | white | **UCT-TM 7,62 CUS** | **0829609** | 1 | **UCT-TM 8 CUS** | **0829616** | 1 |
| | red | **UCT-TM 7,62 RD CUS** | **0829610** | 1 | **UCT-TM 8 RD CUS** | **0829617** | 1 |
| | orange | **UCT-TM 7,62 OG CUS** | **0829611** | 1 | **UCT-TM 8 OG CUS** | **0829618** | 1 |
| | yellow | **UCT-TM 7,62 YE CUS** | **0829612** | 1 | **UCT-TM 8 YE CUS** | **0829619** | 1 |
| | violet | **UCT-TM 7,62 VT CUS** | **0829613** | 1 | **UCT-TM 8 VT CUS** | **0829620** | 1 |
| | blue | **UCT-TM 7,62 BU CUS** | **0829614** | 1 | **UCT-TM 8 BU CUS** | **0829621** | 1 |
| | green | **UCT-TM 7,62 GN CUS** | **0829615** | 1 | **UCT-TM 8 GN CUS** | **0829622** | 1 |

| | Accessories | | | Accessories | | |
|---|---|---|---|---|---|---|
| **Magazine,** for THERMOMARK CARD ... for accommodating: UCT–TM ..., UCT1–TM ..., UCT5–TM ..., UCT–EM (5X10), UCT-EM (6X10) | **THERMOMARK CARD-UCT-MAG1** | **5146480** | 1 | **THERMOMARK CARD-UCT-MAG1** | **5146480** | 1 |

PRINTED FOR YOU

**36 markers for a terminal block width of 10.2 mm**

## Technical data

THERMOMARK CARD PLUS • THERMOMARK CARD • BLUEMARK CLED • BLUEMARK LED
36
6
PC
V0
-40 ... 120
DIN EN 61010-1 (VDE 0411-1)
free from silicone and halogen

## Ordering data

| Type | Order No. | Pcs. / Pkt. |
|---|---|---|
| **UCT-TM 10** | **0829142** | 10 |
| **UCT-TM 10 RD** | **0829169** | 10 |
| **UCT-TM 10 OG** | **0829170** | 10 |
| **UCT-TM 10 YE** | **0829143** | 10 |
| **UCT-TM 10 VT** | **0829171** | 10 |
| **UCT-TM 10 BU** | **0829172** | 10 |
| **UCT-TM 10 GN** | **0829173** | 10 |
| **UCT-TM 10 CUS** | **0829623** | 1 |
| **UCT-TM 10 RD CUS** | **0829624** | 1 |
| **UCT-TM 10 OG CUS** | **0829625** | 1 |
| **UCT-TM 10 YE CUS** | **0829626** | 1 |
| **UCT-TM 10 VT CUS** | **0829627** | 1 |
| **UCT-TM 10 BU CUS** | **0829628** | 1 |
| **UCT-TM 10 GN CUS** | **0829629** | 1 |

## Accessories

| | | |
|---|---|---|
| **THERMOMARK CARD-UCT-MAG1** | **5146480** | 1 |

PRINTED FOR YOU

**30 markers for a terminal block width of 12 mm**

## Technical data

THERMOMARK CARD PLUS • THERMOMARK CARD • BLUEMARK CLED • BLUEMARK LED
30
5
PC
V0
-40 ... 120
DIN EN 61010-1 (VDE 0411-1)
free from silicone and halogen

## Ordering data

| Type | Order No. | Pcs. / Pkt. |
|---|---|---|
| **UCT-TM 12** | **0829144** | 10 |
| **UCT-TM 12 RD** | **0829174** | 10 |
| **UCT-TM 12 OG** | **0829175** | 10 |
| **UCT-TM 12 YE** | **0829145** | 10 |
| **UCT-TM 12 VT** | **0829176** | 10 |
| **UCT-TM 12 BU** | **0829177** | 10 |
| **UCT-TM 12 GN** | **0829178** | 10 |
| **UCT-TM 12 CUS** | **0829630** | 1 |
| **UCT-TM 12 RD CUS** | **0829631** | 1 |
| **UCT-TM 12 OG CUS** | **0829632** | 1 |
| **UCT-TM 12 YE CUS** | **0829633** | 1 |
| **UCT-TM 12 VT CUS** | **0829634** | 1 |
| **UCT-TM 12 BU CUS** | **0829635** | 1 |
| **UCT-TM 12 GN CUS** | **0829636** | 1 |

## Accessories

| | | |
|---|---|---|
| **THERMOMARK CARD-UCT-MAG1** | **5146480** | 1 |

PRINTED FOR YOU

**18 markers for a terminal block width of 16 mm**

## Technical data

THERMOMARK CARD PLUS • THERMOMARK CARD • BLUEMARK CLED • BLUEMARK LED
18
3
PC
V0
-40 ... 120
DIN EN 61010-1 (VDE 0411-1)
free from silicone and halogen

## Ordering data

| Type | Order No. | Pcs. / Pkt. |
|---|---|---|
| **UCT-TM 16** | **0829146** | 10 |
| **UCT-TM 16 RD** | **0829179** | 10 |
| **UCT-TM 16 OG** | **0829180** | 10 |
| **UCT-TM 16 YE** | **0829147** | 10 |
| **UCT-TM 16 VT** | **0829181** | 10 |
| **UCT-TM 16 BU** | **0829182** | 10 |
| **UCT-TM 16 GN** | **0829183** | 10 |
| **UCT-TM 16 CUS** | **0829637** | 1 |
| **UCT-TM 16 RD CUS** | **0829638** | 1 |
| **UCT-TM 16 OG CUS** | **0829639** | 1 |
| **UCT-TM 16 YE CUS** | **0829640** | 1 |
| **UCT-TM 16 VT CUS** | **0829641** | 1 |
| **UCT-TM 16 BU CUS** | **0829642** | 1 |
| **UCT-TM 16 GN CUS** | **0829643** | 1 |

## Accessories

| | | |
|---|---|---|
| **THERMOMARK CARD-UCT-MAG1** | **5146480** | 1 |

## UniCard terminal marking for a flat marker groove



- The UCT-TMF ... UniCard labeling range includes markers for products with flat marker grooves
- The markers, which are supplied in uniform sheets, can be printed onto quickly, easily, and precisely using the THERMOMARK CARD and BLUEMARK CLED
- The multi-section marking strips are easy to fit and can be easily separated if required
- The sheets provide space for including function texts
- Labeling service: Phoenix Contact can custom-label all UniCard markers in accordance with your requirements

**Notes:**

An overview of the markable terminal blocks that are available from Phoenix Contact can be found starting on page 112.

[1]) For ordering example, see page 359.

Can be printed with:

**Thermal transfer for sheets and cards**

**UV LED technology**

PRINTED FOR YOU

**108 markers for a terminal block width of 3.5 mm**

### Technical data

| | | |
|---|---|---|
| **General data** | | |
| Can be printed with: | | THERMOMARK CARD PLUS • THERMOMARK CARD • BLUEMARK CLED • BLUEMARK LED |
| Number of individual labels | | 108 |
| Number of individual labels per strip | | 18 |
| Material | | PC |
| Inflammability class according to UL 94 | | V0 |
| Temperature range | [°C] | -40 ... 120 |
| Wipe resistance | | DIN EN 61010-1 (VDE 0411-1) |
| Components | | free from silicone and halogen |

### Ordering data

| Description | Color | Type | Order No. | Pcs. / Pkt. |
|---|---|---|---|---|
| **UniCard,** for labeling terminal blocks with a flat marker groove | | | | |
| | white | **UCT-TMF 3,5** | **0829486** | 10 |
| | red | **UCT-TMF 3,5 RD** | **0829515** | 10 |
| | orange | **UCT-TMF 3,5 OG** | **0829516** | 10 |
| | yellow | **UCT-TMF 3,5 YE** | **0829487** | 10 |
| | violet | **UCT-TMF 3,5 VT** | **0829517** | 10 |
| | blue | **UCT-TMF 3,5 BU** | **0829518** | 10 |
| | green | **UCT-TMF 3,5 GN** | **0829519** | 10 |
| **UniCard,** for labeling terminal blocks with a flat marker groove, **labeled acc. to customer specifications**[1]) | | | | |
| | white | **UCT-TMF 3,5 CUS** | **0829644** | 1 |
| | red | **UCT-TMF 3,5 RD CUS** | **0829645** | 1 |
| | orange | **UCT-TMF 3,5 OG CUS** | **0829646** | 1 |
| | yellow | **UCT-TMF 3,5 YE CUS** | **0829647** | 1 |
| | violet | **UCT-TMF 3,5 VT CUS** | **0829648** | 1 |
| | blue | **UCT-TMF 3,5 BU CUS** | **0829649** | 1 |
| | green | **UCT-TMF 3,5 GN CUS** | **0829650** | 1 |

### Accessories

| | | | |
|---|---|---|---|
| **Magazine,** for THERMOMARK CARD ..., for accommodating: UCT–TMF ... | **THERMOMARK CARD-UCT-MAG2** | **5146563** | 1 |



PRINTED FOR YOU

**90 markers for a terminal block width of 4.2 mm**

## Technical data

THERMOMARK CARD PLUS • THERMOMARK CARD • BLUEMARK CLED • BLUEMARK LED
90
15
PC
V0
-40 ... 120
DIN EN 61010-1 (VDE 0411-1)
free from silicone and halogen

## Ordering data

| Type | Order No. | Pcs. / Pkt. |
|---|---|---|
| **UCT-TMF 4** | **0828742** | 10 |
| **UCT-TMF 4 RD** | **0829184** | 10 |
| **UCT-TMF 4 OG** | **0829185** | 10 |
| **UCT-TMF 4 YE** | **0828743** | 10 |
| **UCT-TMF 4 VT** | **0829186** | 10 |
| **UCT-TMF 4 BU** | **0829187** | 10 |
| **UCT-TMF 4 GN** | **0829188** | 10 |
| **UCT-TMF 4 CUS** | **0829651** | 1 |
| **UCT-TMF 4 RD CUS** | **0829652** | 1 |
| **UCT-TMF 4 OG CUS** | **0829653** | 1 |
| **UCT-TMF 4 YE CUS** | **0829654** | 1 |
| **UCT-TMF 4 VT CUS** | **0829655** | 1 |
| **UCT-TMF 4 BU CUS** | **0829656** | 1 |
| **UCT-TMF 4 GN CUS** | **0829657** | 1 |

## Accessories

| | | |
|---|---|---|
| **THERMOMARK CARD-UCT-MAG2** | **5146563** | 1 |

PRINTED FOR YOU

**72 markers for a terminal block width of 5.2 mm**

## Technical data

THERMOMARK CARD PLUS • THERMOMARK CARD • BLUEMARK CLED • BLUEMARK LED
72
12
PC
V0
-40 ... 120
DIN EN 61010-1 (VDE 0411-1)
free from silicone and halogen

## Ordering data

| Type | Order No. | Pcs. / Pkt. |
|---|---|---|
| **UCT-TMF 5** | **0828744** | 10 |
| **UCT-TMF 5 RD** | **0829189** | 10 |
| **UCT-TMF 5 OG** | **0829190** | 10 |
| **UCT-TMF 5 YE** | **0828745** | 10 |
| **UCT-TMF 5 VT** | **0829191** | 10 |
| **UCT-TMF 5 BU** | **0829192** | 10 |
| **UCT-TMF 5 GN** | **0829193** | 10 |
| **UCT-TMF 5 CUS** | **0829658** | 1 |
| **UCT-TMF 5 RD CUS** | **0829659** | 1 |
| **UCT-TMF 5 OG CUS** | **0829660** | 1 |
| **UCT-TMF 5 YE CUS** | **0829661** | 1 |
| **UCT-TMF 5 VT CUS** | **0829662** | 1 |
| **UCT-TMF 5 BU CUS** | **0829663** | 1 |
| **UCT-TMF 5 GN CUS** | **0829664** | 1 |

## Accessories

| | | |
|---|---|---|
| **THERMOMARK CARD-UCT-MAG2** | **5146563** | 1 |

PRINTED FOR YOU

**60 markers for a terminal block width of 6.2 mm**

## Technical data

THERMOMARK CARD PLUS • THERMOMARK CARD • BLUEMARK CLED • BLUEMARK LED
60
10
PC
V0
-40 ... 120
DIN EN 61010-1 (VDE 0411-1)
free from silicone and halogen

## Ordering data

| Type | Order No. | Pcs. / Pkt. |
|---|---|---|
| **UCT-TMF 6** | **0828746** | 10 |
| **UCT-TMF 6 RD** | **0829194** | 10 |
| **UCT-TMF 6 OG** | **0829195** | 10 |
| **UCT-TMF 6 YE** | **0828747** | 10 |
| **UCT-TMF 6 VT** | **0829196** | 10 |
| **UCT-TMF 6 BU** | **0829197** | 10 |
| **UCT-TMF 6 GN** | **0829198** | 10 |
| **UCT-TMF 6 CUS** | **0829665** | 1 |
| **UCT-TMF 6 RD CUS** | **0829666** | 1 |
| **UCT-TMF 6 OG CUS** | **0829667** | 1 |
| **UCT-TMF 6 YE CUS** | **0829668** | 1 |
| **UCT-TMF 6 VT CUS** | **0829669** | 1 |
| **UCT-TMF 6 BU CUS** | **0829670** | 1 |
| **UCT-TMF 6 GN CUS** | **0829671** | 1 |

## Accessories

| | | |
|---|---|---|
| **THERMOMARK CARD-UCT-MAG2** | **5146563** | 1 |

## UniCard terminal marking for a flat marker groove

– The UCT-TMF ... UniCard labeling range includes markers for products with flat marker grooves
– Labeling service: Phoenix Contact can custom-label all UniCard markers in accordance with your requirements

**Notes:**

1) For ordering example, see page 359.

Can be printed with:

**Thermal transfer for sheets and cards**

**UV LED technology**

**42 markers for a terminal block width of 8.2 mm**

### Technical data

| | | |
|---|---|---|
| **General data** | | |
| Can be printed with: | | THERMOMARK CARD PLUS • THERMOMARK CARD • BLUEMARK CLED • BLUEMARK LED |
| Number of individual labels | | 42 |
| Number of individual labels per strip | | 7 |
| Material | | PC |
| Inflammability class according to UL 94 | | V0 |
| Temperature range | [°C] | -40 ... 120 |
| Wipe resistance | | DIN EN 61010-1 (VDE 0411-1) |
| Components | | free from silicone and halogen |

### Ordering data

| Description | Color | Type | Order No. | Pcs. / Pkt. |
|---|---|---|---|---|
| **UniCard,** for labeling terminal blocks with a flat marker groove | | | | |
| | white | **UCT-TMF 8** | **0828748** | 10 |
| | red | **UCT-TMF 8 RD** | **0829199** | 10 |
| | orange | **UCT-TMF 8 OG** | **0829200** | 10 |
| | yellow | **UCT-TMF 8 YE** | **0828749** | 10 |
| | violet | **UCT-TMF 8 VT** | **0829201** | 10 |
| | blue | **UCT-TMF 8 BU** | **0829202** | 10 |
| | green | **UCT-TMF 8 GN** | **0829203** | 10 |
| **UniCard,** for labeling terminal blocks with a flat marker groove, **labeled acc. to customer specifications**[1]) | | | | |
| | white | **UCT-TMF 8 CUS** | **0829672** | 1 |
| | red | **UCT-TMF 8 RD CUS** | **0829673** | 1 |
| | orange | **UCT-TMF 8 OG CUS** | **0829674** | 1 |
| | yellow | **UCT-TMF 8 YE CUS** | **0829675** | 1 |
| | violet | **UCT-TMF 8 VT CUS** | **0829676** | 1 |
| | blue | **UCT-TMF 8 BU CUS** | **0829677** | 1 |
| | green | **UCT-TMF 8 GN CUS** | **0829678** | 1 |

### Accessories

| | | | | |
|---|---|---|---|---|
| **Magazine,** for THERMOMARK CARD ..., for accommodating: UCT–TMF ... | | **THERMOMARK CARD-UCT-MAG2** | **5146563** | 1 |

PRINTED FOR YOU

**36 markers for a terminal block width of 10.2 mm**

## Technical data

THERMOMARK CARD PLUS • THERMOMARK CARD • BLUEMARK CLED • BLUEMARK LED
36
6
PC
V0
-40 ... 120
DIN EN 61010-1 (VDE 0411-1)
free from silicone and halogen

## Ordering data

| Type | Order No. | Pcs. / Pkt. |
|---|---|---|
| **UCT-TMF 10** | **0829204** | 10 |
| **UCT-TMF 10 RD** | **0829205** | 10 |
| **UCT-TMF 10 OG** | **0829206** | 10 |
| **UCT-TMF 10 YE** | **0829207** | 10 |
| **UCT-TMF 10 VT** | **0829208** | 10 |
| **UCT-TMF 10 BU** | **0829209** | 10 |
| **UCT-TMF 10 GN** | **0829210** | 10 |
| **UCT-TMF 10 CUS** | **0829679** | 1 |
| **UCT-TMF 10 RD CUS** | **0829680** | 1 |
| **UCT-TMF 10 OG CUS** | **0829681** | 1 |
| **UCT-TMF 10 YE CUS** | **0829682** | 1 |
| **UCT-TMF 10 VT CUS** | **0829683** | 1 |
| **UCT-TMF 10 BU CUS** | **0829684** | 1 |
| **UCT-TMF 10 GN CUS** | **0829685** | 1 |

## Accessories

| | | |
|---|---|---|
| **THERMOMARK CARD-UCT-MAG2** | **5146563** | 1 |

PRINTED FOR YOU

**30 markers for a terminal block width of 12 mm**

## Technical data

THERMOMARK CARD PLUS • THERMOMARK CARD • BLUEMARK CLED • BLUEMARK LED
30
5
PC
V0
-40 ... 120
DIN EN 61010-1 (VDE 0411-1)
free from silicone and halogen

## Ordering data

| Type | Order No. | Pcs. / Pkt. |
|---|---|---|
| **UCT-TMF 12** | **0829214** | 10 |
| **UCT-TMF 12 RD** | **0829212** | 10 |
| **UCT-TMF 12 OG** | **0829213** | 10 |
| **UCT-TMF 12 YE** | **0829211** | 10 |
| **UCT-TMF 12 VT** | **0829215** | 10 |
| **UCT-TMF 12 BU** | **0829216** | 10 |
| **UCT-TMF 12 GN** | **0829217** | 10 |
| **UCT-TMF 12 CUS** | **0829686** | 1 |
| **UCT-TMF 12 RD CUS** | **0829687** | 1 |
| **UCT-TMF 12 OG CUS** | **0829688** | 1 |
| **UCT-TMF 12 YE CUS** | **0829689** | 1 |
| **UCT-TMF 12 VT CUS** | **0829690** | 1 |
| **UCT-TMF 12 BU CUS** | **0829691** | 1 |
| **UCT-TMF 12 GN CUS** | **0829692** | 1 |

## Accessories

| | | |
|---|---|---|
| **THERMOMARK CARD-UCT-MAG2** | **5146563** | 1 |

PRINTED FOR YOU

**24 markers for a terminal block width of 16 mm**

## Technical data

THERMOMARK CARD PLUS • THERMOMARK CARD • BLUEMARK CLED • BLUEMARK LED
24
4
PC
V0
-40 ... 120
DIN EN 61010-1 (VDE 0411-1)
free from silicone and halogen

## Ordering data

| Type | Order No. | Pcs. / Pkt. |
|---|---|---|
| **UCT-TMF 16** | **0829218** | 10 |
| **UCT-TMF 16 RD** | **0829219** | 10 |
| **UCT-TMF 16 OG** | **0829220** | 10 |
| **UCT-TMF 16 YE** | **0829221** | 10 |
| **UCT-TMF 16 BU** | **0829223** | 10 |
| **UCT-TMF 16 GN** | **0829224** | 10 |
| **UCT-TMF 16 CUS** | **0829693** | 1 |
| **UCT-TMF 16 RD CUS** | **0829694** | 1 |
| **UCT-TMF 16 OG CUS** | **0829695** | 1 |
| **UCT-TMF 16 YE CUS** | **0829696** | 1 |
| **UCT-TMF 16 VT CUS** | **0829697** | 1 |
| **UCT-TMF 16 BU CUS** | **0829698** | 1 |
| **UCT-TMF 16 GN CUS** | **0829699** | 1 |

## Accessories

| | | |
|---|---|---|
| **THERMOMARK CARD-UCT-MAG2** | **5146563** | 1 |

## UniSheet terminal marking for a universal marker groove



- The US-TM 100 UniSheet markers are suitable for products with universal marker grooves
- The markers, which are supplied as uniform cards, can be printed onto quickly, easily, and precisely using the THERMOMARK CARD
- The perforated marking strips are easy to separate and can be easily fitted
- The cards provide space for including function texts
- Labeling service: Phoenix Contact can custom-label all UniSheet markers in accordance with your requirements

**Notes:**

An overview of the markable terminal blocks that are available from Phoenix Contact can be found starting on page 112.

[1]) For ordering example, see page 359.

Can be printed with:

**Thermal transfer for sheets and cards**

PRINTED FOR YOU

**13 strips with a strip width of 104 mm**

### Technical data

| General data | | |
|---|---|---|
| Can be printed with: | | THERMOMARK CARD PLUS • THERMOMARK CARD |
| Material | | PVC |
| Inflammability class according to UL 94 | | V0 |
| Temperature range | [°C] | -30 ... 80 |
| Wipe resistance | | DIN EN 61010-1 (VDE 0411-1) |
| Components | | Silicone-free |

### Ordering data

| Description | Color | Type | Order No. | Pcs. / Pkt. |
|---|---|---|---|---|
| **UniSheet,** for marking push-in terminal blocks with a special center groove | white | **US-TM 100** | **0829255** | 10 |
| **UniSheet,** for labeling push-in terminal blocks with a special center groove, **labeled acc. to customer specifications**[1]) | white | **US-TM 100 CUS** | **0829948** | 1 |

### Accessories

| | | | |
|---|---|---|---|
| **Magazine,** for THERMOMARK CARD..., for accommodating all US–... materials | **THERMOMARK CARD-US-MAG1** | **5146451** | 1 |



## UniSheet terminal marking for a flat marker groove



- The US-TMF 100 UniSheet markers are suitable for products with a flat marker groove
- The markers, which are supplied as uniform cards, can be printed onto quickly, easily, and precisely using the THERMOMARK CARD
- The perforated marking strips are easy to separate and can be easily fitted
- The cards provide space for including function texts
- Labeling service: Phoenix Contact can custom-label all UniSheet markers in accordance with your requirements

**Notes:**

An overview of the markable terminal blocks that are available from Phoenix Contact can be found starting on page 112.

[1]) For ordering example, see page 359.

Can be printed with:

**Thermal transfer for sheets and cards**

PRINTED FOR YOU

**20 strips with a strip width of 104 mm**

### Technical data

| General data | | |
|---|---|---|
| Can be printed with: | | THERMOMARK CARD PLUS • THERMOMARK CARD |
| Material | | PVC |
| Inflammability class according to UL 94 | | V0 |
| Temperature range | [°C] | -30 ... 80 |
| Wipe resistance | | DIN EN 61010-1 (VDE 0411-1) |
| Components | | Silicone-free |

### Ordering data

| Description | Color | Type | Order No. | Pcs. / Pkt. |
|---|---|---|---|---|
| **UniSheet,** for labeling terminal blocks with a tall, flat or universal marker groove | white | **US-TMF 100** | **0829260** | 10 |
| **UniSheet,** for labeling terminal blocks with a flat marker groove, **labeled acc. to customer specifications**[1]) | white | **US-TMF 100 CUS** | **0829949** | 1 |

### Accessories

| | | | | |
|---|---|---|---|---|
| **Magazine,** for THERMOMARK CARD..., for accommodating all US–... materials | | **THERMOMARK CARD-US-MAG1** | **5146451** | 1 |



N

## UniSheet marker strips, self-adhesive, for terminal blocks without marker groove



– The US-TML labeling range includes self-adhesive marker strips for products without a marker groove
– The markers, which are supplied as uniform cards, can be printed onto quickly, easily, and precisely using the THERMOMARK CARD
– The perforated marking strips are easy to separate and can be easily fitted
– The cards provide space for including function texts

Can be printed with:

**Thermal transfer for sheets and cards**

**26 strips, 104 mm wide, 2.8 mm high**

### Technical data

| | | |
|---|---|---|
| **General data** | | |
| Can be printed with: | | THERMOMARK CARD PLUS • THERMOMARK CARD |
| Number of individual labels | | 26 |
| Number of individual labels per strip | | 1 |
| Material | | Polyester |
| Temperature range | [°C] | -40 ... 150 |
| Wipe resistance | | DIN EN 61010-1 (VDE 0411-1) |
| Components | | free from silicone and halogen |

### Ordering data

| Description | Color | Type | Order No. | Pcs. / Pkt. |
|---|---|---|---|---|
| **UniSheet,unprinted,** for labeling terminal blocks without marker groove | | | | |
| Lettering field size: 104 x 2.8 mm | white | **US-TML (104X2,8)** | **0830767** | 10 |
| Lettering field size: 104 x 3.8 mm | white | | | |
| Lettering field size: 104 x 5 mm | white | | | |
| Lettering field size: 104 x 10 mm | white | | | |

### Accessories

| | | | |
|---|---|---|---|
| **Magazine,** for THERMOMARK CARD..., for accommodating all US–... materials | | **THERMOMARK CARD-US-MAG1** | **5146451** | 1 |

N

22 strips, 104 mm wide, 3.8 mm high

### Technical data

THERMOMARK CARD PLUS • THERMOMARK CARD
22
1
Polyester
-40 ... 150
DIN EN 61010-1 (VDE 0411-1)
free from silicone and halogen

### Ordering data

| Type | Order No. | Pcs. / Pkt. |
|---|---|---|
| **US-TML (104X3,8)** | **0830768** | 10 |

### Accessories

| | | |
|---|---|---|
| **THERMOMARK CARD-US-MAG1** | **5146451** | 1 |

N

19 strips, 104 mm wide, 5 mm high

### Technical data

THERMOMARK CARD PLUS • THERMOMARK CARD
19
1
Polyester
-40 ... 150
DIN EN 61010-1 (VDE 0411-1)
free from silicone and halogen

### Ordering data

| Type | Order No. | Pcs. / Pkt. |
|---|---|---|
| **US-TML (104X5)** | **0830769** | 10 |

### Accessories

| | | |
|---|---|---|
| **THERMOMARK CARD-US-MAG1** | **5146451** | 1 |

N

11 strips, 104 mm wide, 10 mm high

### Technical data

THERMOMARK CARD PLUS • THERMOMARK CARD
11
1
Polyester
-40 ... 150
DIN EN 61010-1 (VDE 0411-1)
free from silicone and halogen

### Ordering data

| Type | Order No. | Pcs. / Pkt. |
|---|---|---|
| **US-TML (104X10)** | **0830770** | 10 |

### Accessories

| | | |
|---|---|---|
| **THERMOMARK CARD-US-MAG1** | **5146451** | 1 |

## Marker strips for terminal marking, for tall and flat marker grooves

- The TMT labeling range includes markers for all products with tall and flat marker grooves
- The markers that are supplied on rolls can be quickly and cost-effectively labeled using THERMOMARK printers
- The perforated marking strips are easy to separate and can be easily fitted using the tool supplied
- Labeling service: Phoenix Contact can custom-label all TMT markers in accordance with your requirements

**Notes:**

An overview of the markable terminal blocks that are available from Phoenix Contact can be found starting on page 112.

[1]) For ordering example, see page 359.

Can be printed with:

**Thermal transfer for rolls**

PRINTED FOR YOU

**Markers for a terminal block width of 4.2 mm**

### Technical data

| | | |
|---|---|---|
| **General data** | | |
| Can be printed with: | | THERMOMARK ROLL • THERMOMARK ROLL X1 • THERMOMARK X1.1 • THERMOMARK X1.2 • THERMOMARK S1.1 |
| Number of individual labels | | 24000 |
| Number of individual labels per strip | | 24 |
| Material | | Polyester |
| Temperature range | [°C] | -40 ... 120 |
| Wipe resistance | | DIN EN 61010-1 (VDE 0411-1) |
| Components | | free from silicone and halogen |

### Ordering data

| Description | Color | Type | Order No. | Pcs. / Pkt. |
|---|---|---|---|---|
| **Markers, perforated, unprinted,** for all terminal blocks with a tall, flat or universal marker groove, 1 roll = 1000 strips, strip height: 6.4 mm, incl. TMT TOOL | | | | |
| | white | **TMT 4 R** | **0816375** | 1 |
| | red | **TMT 4 R RD** | **0816362** | 1 |
| | blue | **TMT 4 R BU** | **0816333** | 1 |
| | yellow | **TMT 4 R YE** | **0816388** | 1 |
| | green | **TMT 4 R GN** | **0816346** | 1 |
| | orange | **TMT 4 R OG** | **0816359** | 1 |
| **Markers, perforated, labeled acc. to customer specifications,** for all terminal blocks with a tall, flat or universal marker groove[1]) | | | | |
| | white | **TMT 4 R CUS** | **0824476** | 1 |
| | red | **TMT 4 R RD CUS** | **0824480** | 1 |
| | blue | **TMT 4 R BU CUS** | **0824477** | 1 |
| | yellow | **TMT 4 R YE CUS** | **0824481** | 1 |
| | green | **TMT 4 R GN CUS** | **0824478** | 1 |
| | orange | **TMT 4 R OG CUS** | **0824479** | 1 |

### Accessories

| | | | | |
|---|---|---|---|---|
| **Locking tool** to snap into the TMT... materials | | | | |
| | orange | **TMT TOOL** | **0816650** | 1 |



**Marker for a terminal block width of 5.2 mm**

## Technical data

THERMOMARK ROLL • THERMOMARK ROLL X1 • THERMOMARK X1.1 • THERMOMARK X1.2 • THERMOMARK S1.1
19000
19
Polyester
-40 ... 120
DIN EN 61010-1 (VDE 0411-1)
free from silicone and halogen

## Ordering data

| Type | Order No. | Pcs. / Pkt. |
|---|---|---|
| TMT 5 R | 0816430 | 1 |
| TMT 5 R RD | 0816427 | 1 |
| TMT 5 R BU | 0816391 | 1 |
| TMT 5 R YE | 0816443 | 1 |
| TMT 5 R GN | 0816401 | 1 |
| TMT 5 R OG | 0816414 | 1 |
| TMT 5 R CUS | 0824482 | 1 |
| TMT 5 R RD CUS | 0824486 | 1 |
| TMT 5 R BU CUS | 0824483 | 1 |
| TMT 5 R YE CUS | 0824487 | 1 |
| TMT 5 R GN CUS | 0824484 | 1 |
| TMT 5 R OG CUS | 0824485 | 1 |

## Accessories

| | | |
|---|---|---|
| TMT TOOL | 0816650 | 1 |

**Marker for a terminal block width of 6.2 mm**

## Technical data

THERMOMARK ROLL • THERMOMARK ROLL X1 • THERMOMARK X1.1 • THERMOMARK X1.2 • THERMOMARK S1.1
16000
16
Polyester
-40 ... 120
DIN EN 61010-1 (VDE 0411-1)
free from silicone and halogen

## Ordering data

| Type | Order No. | Pcs. / Pkt. |
|---|---|---|
| TMT 6 R | 0816498 | 1 |
| TMT 6 R RD | 0816485 | 1 |
| TMT 6 R BU | 0816456 | 1 |
| TMT 6 R YE | 0816508 | 1 |
| TMT 6 R GN | 0816469 | 1 |
| TMT 6 R OG | 0816472 | 1 |
| TMT 6 R CUS | 0824488 | 1 |
| TMT 6 R RD CUS | 0824492 | 1 |
| TMT 6 R BU CUS | 0824489 | 1 |
| TMT 6 R YE CUS | 0824493 | 1 |
| TMT 6 R GN CUS | 0824490 | 1 |
| TMT 6 R OG CUS | 0824491 | 1 |

## Accessories

| | | |
|---|---|---|
| TMT TOOL | 0816650 | 1 |

**Marker for a terminal block width of 8.2 mm**

## Technical data

THERMOMARK ROLL • THERMOMARK ROLL X1 • THERMOMARK X1.1 • THERMOMARK X1.2 • THERMOMARK S1.1
12000
12
Polyester
-40 ... 120
DIN EN 61010-1 (VDE 0411-1)
free from silicone and halogen

## Ordering data

| Type | Order No. | Pcs. / Pkt. |
|---|---|---|
| TMT 8 R | 0816553 | 1 |
| TMT 8 R RD | 0816540 | 1 |
| TMT 8 R BU | 0816511 | 1 |
| TMT 8 R YE | 0816566 | 1 |
| TMT 8 R GN | 0816524 | 1 |
| TMT 8 R OG | 0816537 | 1 |
| TMT 8 R CUS | 0824494 | 1 |
| TMT 8 R RD CUS | 0824498 | 1 |
| TMT 8 R BU CUS | 0824495 | 1 |
| TMT 8 R YE CUS | 0824499 | 1 |
| TMT 8 R GN CUS | 0824496 | 1 |
| TMT 8 R OG CUS | 0824497 | 1 |

## Accessories

| | | |
|---|---|---|
| TMT TOOL | 0816650 | 1 |

## Marker strips for terminal marking, for tall and flat marker grooves

– The TMT labeling range includes markers for all products with tall and flat marker grooves
– Labeling service: Phoenix Contact can custom-label all TMT markers in accordance with your requirements

**Notes:**

1) For ordering example, see page 359.

Can be printed with:

**Thermal transfer for rolls**

**Markers for a terminal block width of 10.2 mm**

### Technical data

| | | |
|---|---|---|
| **General data** | | |
| Can be printed with: | | THERMOMARK ROLL • THERMOMARK ROLL X1 • THERMOMARK X1.1 • THERMOMARK X1.2 • THERMOMARK S1.1 |
| Number of individual labels | | 10000 |
| Number of individual labels per strip | | 10 |
| Material | | Polyester |
| Temperature range | [°C] | -40 ... 120 |
| Wipe resistance | | DIN EN 61010-1 (VDE 0411-1) |
| Components | | free from silicone and halogen |

### Ordering data

| Description | Color | Type | Order No. | Pcs. / Pkt. |
|---|---|---|---|---|
| **Markers**, **perforated, unprinted,** for all terminal blocks with a tall, flat or universal marker groove, 1 roll = 1000 strips, strip height: 6.4 mm, incl. TMT TOOL | white | **TMT 10 R** | **0816210** | 1 |
| **Markers, perforated, labeled acc. to customer specifications**, for all terminal blocks with a tall, flat or universal marker groove[1]) | white | **TMT 10 R CUS** | **0824500** | 1 |
| **Marker,** for terminal blocks, **unperforated, unprinted,** strip width: 101.5 mm, 1 roll = 1000 strips, incl. TMT TOOL | white | | | |
| | red | | | |
| | blue | | | |
| | yellow | | | |
| | green | | | |
| | orange | | | |
| **Marker,** for terminal blocks, **unperforated, labeled as per customer specifications**, strip width: 101.5 mm[1]) | white | | | |
| | red | | | |
| | blue | | | |
| | yellow | | | |
| | green | | | |
| | orange | | | |

### Accessories

| | | | | |
|---|---|---|---|---|
| **Locking tool** to snap into the TMT... materials | orange | **TMT TOOL** | **0816650** | 1 |

PRINTED FOR YOU

**Markers with a strip width of 101.5 mm**

## Technical data

THERMOMARK ROLL • THERMOMARK ROLL X1 • THERMOMARK X1.1 • THERMOMARK X1.2 • THERMOMARK S1.1
1000
1
Polyester
-40 ... 120
DIN EN 61010-1 (VDE 0411-1)
free from silicone and halogen

## Ordering data

| Type | Order No. | Pcs. / Pkt. |
|---|---|---|
| **TMT 100 R** | **0816605** | 1 |
| **TMT 100 R RD** | **0816595** | 1 |
| **TMT 100 R BU** | **0816223** | 1 |
| **TMT 100 R YE** | **0816618** | 1 |
| **TMT 100 R GN** | **0816579** | 1 |
| **TMT 100 R OG** | **0816582** | 1 |
| **TMT 100 R CUS** | **0824501** | 1 |
| **TMT 100 R RD CUS** | **0824505** | 1 |
| **TMT 100 R BU CUS** | **0824502** | 1 |
| **TMT 100 R YE CUS** | **0824506** | 1 |
| **TMT 100 R GN CUS** | **0824503** | 1 |
| **TMT 100 R OG CUS** | **0824504** | 1 |

## Accessories

| | | |
|---|---|---|
| **TMT TOOL** | **0816650** | 1 |

## Self-adhesive marker strips

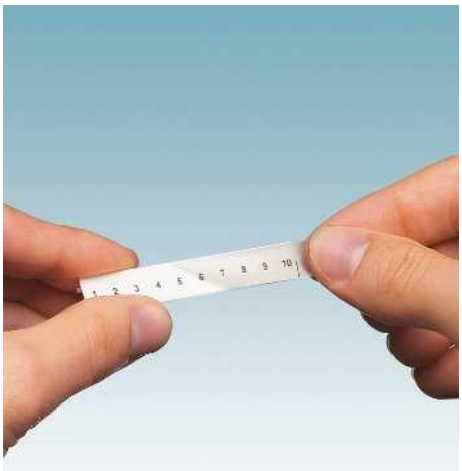

– The products in the TML labeling range allow subsequent labeling of zack marker strip materials and flat zack marker strip materials using a marking foil
– The markers that are supplied on rolls can be quickly and cost-effectively labeled using THERMOMARK printers
– Labeling service: Phoenix Contact can custom-label all TML markers in accordance with your requirements

| Notes: |
|---|
| An overview of the markable terminal blocks that are available from Phoenix Contact can be found starting on page 112. |
| [1]) For ordering example, see page 359. |

Can be printed with:

**Thermal transfer for rolls**

PRINTED FOR YOU

**Marker with strip width of 101.5 mm**

### Technical data

| General data | | |
|---|---|---|
| Can be printed with: | | THERMOMARK ROLL • THERMOMARK ROLL X1 • THERMOMARK X1.1 • THERMOMARK X1.2 • THERMOMARK S1.1 |
| Number of individual labels per strip | | 1 |
| Material | | Polyester |
| Temperature range | [°C] | -40 ... 150 |
| Wipe resistance | | DIN EN 61010-1 (VDE 0411-1) |
| Components | | Silicone-free |

### Ordering data

| Description | Color | Type | Order No. | Pcs. / Pkt. |
|---|---|---|---|---|
| **Marking foil for zack marker strip, unprinted,** perforated, 1 roll = 1000 strips, strip length: 101 mm, strip height: 9.5 mm | | | | |
| | transparent | **TML (101X9,5)R TR** | **0816647** | 1 |
| **labeled according to customer specifications**[1]) | transparent | **TML (101X9,5)R TR CUS** | **0824473** | 1 |
| **Marking foil for zack marker strip, flat, unprinted,** perforated, 1 roll = 1000 strips, strip length: 101 mm, strip height: 4.2 mm | | | | |
| | transparent | **TML (101X4,2)R TR** | **0816621** | 1 |
| **labeled according to customer specifications**[1]) | transparent | **TML (101X4,2)R TR CUS** | **0824472** | 1 |

## Self-adhesive marker strips



– The products in the TML labeling range allow subsequent labeling of zack marker strip materials and flat zack marker strip materials using a marking foil
– The markers that are supplied on rolls can be quickly and cost-effectively labeled using THERMOMARK printers
– Labeling service: Phoenix Contact can custom-label all TML markers in accordance with your requirements

**Notes:**

[1]) For ordering example, see page 359.

Can be printed with:

**Thermal transfer for rolls**

PRINTED FOR YOU

**Marker with strip height of 9.5 mm and 4.2 mm, continuous**

### Technical data

| General data | | |
|---|---|---|
| Can be printed with: | | THERMOMARK ROLL • THERMOMARK ROLL X1 • THERMOMARK X1.1 • THERMOMARK X1.2 • THERMOMARK S1.1 |
| Number of individual labels per strip | | 1 |
| Material | | Polyester |
| Temperature range | [°C] | -40 ... 150 |
| Wipe resistance | | DIN EN 61010-1 (VDE 0411-1) |
| Components | | Silicone-free |

### Ordering data

| Description | Color | Type | Order No. | Pcs. / Pkt. |
|---|---|---|---|---|
| **Marking foil for zack marker strip, unprinted,** 1 roll = 40 m continuous, strip height: 9.5 mm | | | | |
| | transparent | **TML (EX9,5)R TR** | **0816634** | 1 |
| **labeled according to customer specifications**[1]) | transparent | **TML (EX9,5)R TR CUS** | **0824475** | 1 |
| **Marking foil for zack marker strip, flat, unprinted,** 1 roll = 40 m continuous, strip height: 4.2 mm | | | | |
| | transparent | **TML (EX4,2)R TR** | **0816715** | 1 |
| **labeled according to customer specifications**[1]) | transparent | **TML (EX4,2)R TR CUS** | **0824474** | 1 |



## Self-adhesive marker strips for terminal blocks without a marker groove



- The SK range of self-adhesive labels can be used to label products that do not feature a marker groove
- The markers that are supplied on rolls can be quickly and cost-effectively labeled using THERMOMARK printers
- The markers that are supplied as cards can be easily labeled using standard laser printers
- Ideal for labeling COMBICON connectors
- Labeling service: Phoenix Contact can custom-label SK markers in accordance with your requirements

**Notes:**

[1]) For ordering example, see page 359.

PRINTED FOR YOU

**Markers labeled with 2.54 mm pitch**

### Technical data

| General data | | |
|---|---|---|
| Material | | Polyester |
| Temperature range | [°C] | -40 ... 150 |
| Wipe resistance | | DIN EN 61010-1 (VDE 0411-1) |
| Components | | free from silicone and halogen |

### Ordering data

| Description | Color | Type | Order No. | Pcs. / Pkt. |
|---|---|---|---|---|
| **Marker card, printed horizontally,** self-adhesive, 10-section marking stripes, 14 identical decades marked with 1-10, 11-20, etc. up to 91-100, adequate for 140 terminal blocks (SK 2,54...-SK 3,81...max. 2 characters per terminal block) | white | **SK 2,54/2,8:FORTL.ZAHLEN** | **0804853** | 10 |
| **Marker card, self-adhesive, marked according to customer specifications,** 14-section marker strips, max. 25-pos. marking (SK...P2,54 to SK...P3,81 max. 2 characters per pos.)[1]) | white | **SK 2,8 REEL P2,54 WH CUS** | **0825120** | 1 |
| **Marker card, unprinted,** DIN A4 format, pitch as desired, self-adhesive, with 50 perforated marker strips, strip length of 185 mm | white | **SK U/2,8 WH:UNBEDRUCKT** | **0803883** | 10 |
| **Self-adhesive marker strips, unprinted, continuous,** material off the roll, for marking with thermal transfer printer, can be separated using cutter, pitch as desired, strip length of up to 1000 mm, 14 strips, strip height of 2.8 mm, 1 roll = 90 m | white | **SK 2,8 WH:REEL** | **0805205** | 1 |



PRINTED FOR YOU

Markers labeled with 3.5 mm pitch

PRINTED FOR YOU

Markers labeled with 3.81 mm pitch

PRINTED FOR YOU



Markers labeled with 5.08 mm pitch

## Technical data

Polyester
-40 ... 150
DIN EN 61010-1 (VDE 0411-1)
free from silicone and halogen

## Ordering data

| Type | Order No. | Pcs. / Pkt. |
|---|---|---|
| SK 3,5/2,8:FORTL.ZAHLEN | 0804073 | 10 |
| SK 2,8 REEL P3,5 WH CUS | 0825121 | 1 |
| SK U/2,8 WH:UNBEDRUCKT | 0803883 | 10 |
| SK 2,8 WH:REEL | 0805205 | 1 |

## Technical data

Polyester
-40 ... 150
DIN EN 61010-1 (VDE 0411-1)
free from silicone and halogen

## Ordering data

| Type | Order No. | Pcs. / Pkt. |
|---|---|---|
| SK 3,81/2,8:FORTL.ZAHLEN | 0804109 | 10 |
| SK 2,8 REEL P3,81 WH CUS | 0825122 | 1 |
| SK U/2,8 WH:UNBEDRUCKT | 0803883 | 10 |
| SK 2,8 WH:REEL | 0805205 | 1 |

## Technical data

Polyester
-40 ... 150
DIN EN 61010-1 (VDE 0411-1)
free from silicone and halogen

## Ordering data

| Type | Order No. | Pcs. / Pkt. |
|---|---|---|
| SK 5,08/2,8:FORTL.ZAHLEN | 0804280 | 10 |
| SK 2,8 REEL P5,08 WH CUS | 0825123 | 1 |
| SK U/2,8 WH:UNBEDRUCKT | 0803883 | 10 |
| SK 2,8 WH:REEL | 0805205 | 1 |

## Self-adhesive marker strips for terminal blocks without a marker groove

– The SK range of self-adhesive labels can be used to label products that do not feature a marker groove
– Labeling service: Phoenix Contact can custom-label SK markers in accordance with your requirements

**Notes:**

1) For ordering example, see page 359.

Markers labeled with 5 mm pitch



Markers labeled with 5.08 mm pitch

| | | Technical data | Technical data |
|---|---|---|---|
| **General data** | | | |
| Material | | Polyester | Polyester |
| Temperature range | [°C] | -40 ... 150 | -40 ... 150 |
| Wipe resistance | | DIN EN 61010-1 (VDE 0411-1) | DIN EN 61010-1 (VDE 0411-1) |
| Components | | free from silicone and halogen | free from silicone and halogen |

| | | Ordering data | | | Ordering data | | |
|---|---|---|---|---|---|---|---|
| Description | Color | Type | Order No. | Pcs. / Pkt. | Type | Order No. | Pcs. / Pkt. |
| **Marker card, printed horizontally,** self-adhesive, 10-section marker strip, 12 identical decades marked, for example, with 1-10, 11-20, etc. up to 91-100, sufficient for 120 terminal blocks | white | **SK 5/3,8:FORTL.ZAHLEN** | **0804183** | 10 | **SK 5,08/3,8:FORTL.ZAHLEN** | **0804293** | 10 |
| **Marker card, self-adhesive, marked according to customer specifications,** 12-section marker strips, max. 25-pos. marking per strip[1]) | white | **SK 3,8 REEL P5 WH CUS** | **0825124** | 1 | **SK 3,8 REEL P5,08 WH CUS** | **0825125** | 1 |
| **Marker card, unprinted,** DIN A4 format, pitch as desired, self-adhesive, with 40 perforated marker strips, strip length of 185 mm | white | **SK U/3,8 WH:UNBEDRUCKT** | **0803906** | 10 | **SK U/3,8 WH:UNBEDRUCKT** | **0803906** | 10 |
| **Self-adhesive marker strips, unprinted, continuous,** material off the roll, for marking with thermal transfer printer, can be separated using cutter, pitch as desired, strip length of up to 1000 mm, 12 strips, strip height of 3.8 mm, 1 roll = 90 m | white | **SK 3,8 WH:REEL** | **0805218** | 1 | **SK 3,8 WH:REEL** | **0805218** | 1 |

PRINTED FOR YOU



Markers labeled with 6.2 mm pitch

PRINTED FOR YOU



Markers labeled with 7.5 mm pitch

PRINTED FOR YOU

Markers labeled with 7.62 mm pitch

## Technical data

Polyester
-40 ... 150
DIN EN 61010-1 (VDE 0411-1)
free from silicone and halogen

## Ordering data

| Type | Order No. | Pcs. / Pkt. |
|---|---|---|
| SK 6,2/3,8:FORTL.ZAHLEN | 0804374 | 10 |
| SK 3,8 REEL P6,2 WH CUS | 0825126 | 1 |
| SK U/3,8 WH:UNBEDRUCKT | 0803906 | 10 |
| SK 3,8 WH:REEL | 0805218 | 1 |

## Technical data

Polyester
-40 ... 150
DIN EN 61010-1 (VDE 0411-1)
free from silicone and halogen

## Ordering data

| Type | Order No. | Pcs. / Pkt. |
|---|---|---|
| SK 7,5/3,8:FORTL.ZAHLEN | 0804455 | 10 |
| SK 3,8 REEL P7,5 WH CUS | 0825127 | 1 |
| SK U/3,8 WH:UNBEDRUCKT | 0803906 | 10 |
| SK 3,8 WH:REEL | 0805218 | 1 |

## Technical data

Polyester
-40 ... 150
DIN EN 61010-1 (VDE 0411-1)
free from silicone and halogen

## Ordering data

| Type | Order No. | Pcs. / Pkt. |
|---|---|---|
| SK 7,62/3,8:FORTL.ZAHLEN | 0804549 | 10 |
| SK 3,8 REEL P7,62 WH CUS | 0825128 | 1 |
| SK U/3,8 WH:UNBEDRUCKT | 0803906 | 10 |
| SK 3,8 WH:REEL | 0805218 | 1 |

## Self-adhesive marker strips for terminal blocks without a marker groove

- The SK range of self-adhesive labels can be used to label products that do not feature a marker groove
- Labeling service: Phoenix Contact can custom-label all TMT markers in accordance with your requirements

**Notes:**

1) For ordering example, see page 359.



Markers labeled with 7.5 mm pitch

Markers labeled with 7.62 mm pitch

| | | Technical data | Technical data |
|---|---|---|---|
| **General data** | | | |
| Material | | Polyester | Polyester |
| Temperature range | [°C] | -40 ... 150 | -40 ... 150 |
| Wipe resistance | | DIN EN 61010-1 (VDE 0411-1) | DIN EN 61010-1 (VDE 0411-1) |
| Components | | free from silicone and halogen | free from silicone and halogen |

| | | Ordering data | | | Ordering data | | |
|---|---|---|---|---|---|---|---|
| Description | Color | Type | Order No. | Pcs. / Pkt. | Type | Order No. | Pcs. / Pkt. |
| **Marker card, printed horizontally,** self-adhesive, 10-section marker strip, 10 identical decades marked 1-10, 11-20, etc. up to 91-100, for example, sufficient for 100 terminal blocks | white | **SK 7,5/5:FORTL.ZAHLEN** | **0804468** | 10 | **SK 7,62/5:FORTL.ZAHLEN** | **0804552** | 10 |
| **Marker card, self-adhesive, labeled according to customer specifications,** 10-section marker strips, max. 25-pos. marking per strip[1]) | white | **SK 5,0 REEL P7,5 WH CUS** | **0825131** | 1 | **SK 5,0 REEL P7,62 WH CUS** | **0825132** | 1 |
| **Marker card, unprinted,** DIN A4 format, pitch as desired, self-adhesive, with 35 perforated marker strips, strip length of 185 mm | white | **SK U/5,0 WH:UNBEDRUCKT** | **0803922** | 10 | **SK U/5,0 WH:UNBEDRUCKT** | **0803922** | 10 |
| **Self-adhesive marker strips, unprinted, continuous,** material off the roll, for marking with thermal transfer printer, can be separated using cutter, pitch as desired, strip length of up to 1000 mm, 10 strips, strip height of 5.0 mm, 1 roll = 90 m | white | **SK 5,0 WH:REEL** | **0805221** | 1 | **SK 5,0 WH:REEL** | **0805221** | 1 |

## Self-adhesive marker strips for terminal blocks without a marker groove

Markers with a strip length of up to 1000 mm

Markers with a strip length of up to 185 mm

| | | Technical data | Technical data |
|---|---|---|---|
| **General data** | | | |
| Can be printed with: | | THERMOMARK ROLL • THERMOMARK ROLL X1 • THERMOMARK X1.1 • THERMOMARK X1.2 • THERMOMARK S1.1 | CMS-P1-PLOTTER • Office printing systems |
| Material | | Polyester | Polyester |
| Temperature range | [°C] | -40 ... 150 | -40 ... 150 |
| Wipe resistance | | DIN EN 61010-1 (VDE 0411-1) | DIN EN 61010-1 (VDE 0411-1) |
| Components | | free from silicone and halogen | free from silicone and halogen |

| | | Ordering data | | | Ordering data | | |
|---|---|---|---|---|---|---|---|
| Description | Color | Type | Order No. | Pcs. / Pkt. | Type | Order No. | Pcs. / Pkt. |
| **Self-adhesive marker strips, unprinted, continuous,** material off the roll, for marking with thermal transfer printer, can be separated using cutter, pitch as desired, strip length of up to 1000 mm, 14 strips, strip height of 2.8 mm, 1 roll = 90 m | white | **SK 2,8 WH:REEL** | **0805205** | 1 | | | |
| **Self-adhesive marker strips, unprinted, continuous,** material off the roll, for marking with thermal transfer printer, can be separated using cutter, pitch as desired, strip length of up to 1000 mm, 12 strips, strip height of 3.8 mm, 1 roll = 90 m | white | **SK 3,8 WH:REEL** | **0805218** | 1 | | | |
| **Self-adhesive marker strips, unprinted, continuous,** material off the roll, for marking with thermal transfer printer, can be separated using cutter, pitch as desired, strip length of up to 1000 mm, 10 strips, strip height of 5.0 mm, 1 roll = 90 m | white | **SK 5,0 WH:REEL** | **0805221** | 1 | | | |
| **Self-adhesive marker strips, unprinted, continuous,** material off the roll, for marking with thermal transfer printer, can be separated using cutter, pitch as desired, strip length of up to 1000 mm, 7 strips, strip height of 10 mm, 1 roll = 90 m | white | **SK 10,0 WH:REEL** | **0812188** | 1 | | | |
| **Marker card, unprinted,** DIN A4 format, pitch as desired, self-adhesive, with 50 perforated marker strips, strip length of 185 mm | white | | | | **SK U/2,8 WH:UNBEDRUCKT** | **0803883** | 10 |
| **Marker card, unprinted,** DIN A4 format, pitch as desired, self-adhesive, with 40 perforated marker strips, strip length of 185 mm | white | | | | **SK U/3,8 WH:UNBEDRUCKT** | **0803906** | 10 |
| **Marker card, unprinted,** DIN A4 format, pitch as desired, self-adhesive, with 35 perforated marker strips, strip length of 185 mm | white | | | | **SK U/5,0 WH:UNBEDRUCKT** | **0803922** | 10 |

## Self-adhesive marker strips for terminal blocks without a marker groove

N

Thermal transfer for rolls

Unlabeled

– The TML marking range offers self-adhesive marker strips for marking products that do not have a marker groove

### Technical data

| | | |
|---|---|---|
| **General data** | | |
| Can be printed with: | | THERMOMARK ROLL • THERMOMARK ROLL X1 • THERMOMARK X1.1 • THERMOMARK X1.2 • THERMOMARK S1.1 |
| Number of individual labels per strip | | 1 |
| Material | | Polyester |
| Temperature range | [°C] | -40 ... 150 |
| Wipe resistance | | DIN EN 61010-1 (VDE 0411-1) |
| Components | | free from silicone and halogen |

### Ordering data

| Description | Color | Type | Order No. | Pcs. / Pkt. |
|---|---|---|---|---|
| **Self-adhesive marker strips, unprinted** | | | | |
| 1 roll = 2500 strips, lettering field size: 104 x 2.8 mm | white | **TML (104X2,8)R** | **0801832** | 1 |
| 1 roll = 2500 strips, lettering field size: 104 x 3.8 mm | white | **TML (104X3,8)R** | **0801833** | 1 |
| 1 roll = 2500 strips, lettering field size: 104 x 5 mm | white | **TML (104X5)R** | **0801834** | 1 |
| 1 roll = 1500 strips, lettering field size: 104 x 10 mm | white | **TML (104X10)R** | **0801835** | 1 |



## Self-adhesive marker strips for terminal blocks without marker groove, continuous



Thermal transfer for rolls

Unlabeled

- The TML marking range offers self-adhesive marker strips for marking products that do not have a marker groove
- The marker strips are automatically perforated or cut to the required length during the printing process

### Technical data

| General data | | |
|---|---|---|
| Can be printed with: | | THERMOMARK ROLL • THERMOMARK ROLL X1 • THERMOMARK X1.1 • THERMOMARK X1.2 • THERMOMARK S1.1 |
| Number of individual labels per strip | | 14 |
| Material | | Polyester |
| Temperature range | [°C] | -40 ... 150 |
| Wipe resistance | | DIN EN 61010-1 (VDE 0411-1) |
| Components | | free from silicone and halogen |

### Ordering data

| Description | Color | Type | Order No. | Pcs. / Pkt. |
|---|---|---|---|---|
| **Self-adhesive marker strips, unprinted, continuous** | | | | |
| 1 roll = 30 m continuous, strip height: 2.8 mm | white | **TML (EX2,8)R** | **0801836** | 1 |
| 1 roll = 30 m continuous, strip height: 3.8 mm | white | **TML (EX3,8)R** | **0801837** | 1 |
| 1 roll = 30 m continuous, strip height: 5 mm | white | **TML (EX5)R** | **0801838** | 1 |
| 1 roll = 30 m continuous, strip height: 7 mm | white | **TML (EX7)R** | **0830837** | 1 |
| 1 roll = 30 m continuous, strip height: 10 mm | white | **TML (EX10)R** | **0801839** | 1 |

## UniCard group marking for snapping into CLIPFIX 35-5 end bracket

- Group marking which saves space
- Large labeling option
- The markers, which are supplied in uniform sheets, can be labeled quickly and easily using the BLUEMARK CLED and THERMOMARK CARD ...
- The format automatically ensures printing with a high level of positional accuracy
- The markers support multiline labeling
- The sheets provide space for including function texts
- Labeling service: Phoenix Contact can custom-label all UniCard markers in accordance with your requirements

**Notes:**

1) For ordering example, see page 359.

Can be printed with:

**Thermal transfer for sheets and cards**

**UV LED technology**

PRINTED FOR YOU

### Technical data

| General data | | |
|---|---|---|
| Can be printed with: | | THERMOMARK CARD PLUS • THERMOMARK CARD • BLUEMARK CLED • BLUEMARK LED |
| Number of individual labels | | 24 |
| Material | | PC |
| Inflammability class according to UL 94 | | V0 |
| Temperature range | [°C] | -40 ... 120 |
| Wipe resistance | | DIN EN 61010-1 (VDE 0411-1) |
| Components | | free from silicone and halogen |

### Ordering data

| Description | Color | Type | Order No. | Pcs. / Pkt. |
|---|---|---|---|---|
| **UniCard,** can be labeled with THERMOMARK CARD and BLUEMARK | | | | |
| Lettering field size: 30 x 5 mm | white | **UCT-EM (30X5)** | **0801505** | 10 |
| | yellow | **UCT-EM (30X5) YE** | **0830340** | 10 |
| **UniCard, labeled according to customer specifications**[1]) | | | | |
| Lettering field size: 30 x 5 mm | white | **UCT-EM (30X5) CUS** | **0801589** | 1 |
| | yellow | **UCT-EM (30X5) YE CUS** | **0830348** | 1 |

### Accessories

| | | | |
|---|---|---|---|
| **End bracket,** for snapping onto NS 35, 5.15 mm wide, can be marked with ZB 5 and UCT-EM (30X5), parking option for bridges and test plugs | **CLIPFIX 35-5** | **3022276** | 50 |
| **Magazine,** for THERMOMARK CARD ..., for accommodating: UCT–EM (30X5) for accommodating UCT–EM (30X5) | **THERMOMARK CARD-UCT-MAG10** | **0801737** | 1 |

## Labeling of terminal block groups for snapping into a tall marker groove

- Space-saving group labeling directly on the terminal block
- Fits all terminal blocks with a design width of 3.5 mm and a tall center marker groove
- Large-surface labeling with labels or manually using B–STIFT or X–PEN

3.5 mm and 5.2 mm pitch

29 mm pitch

| | | Technical data | Technical data |
|---|---|---|---|
| **General data** | | | |
| Material | | PA | PA / PC |
| Inflammability class according to UL 94 | | V2 | V2 |
| Temperature range | [°C] | -40 ... 120 | -40 ... 100 |
| Components | | free from silicone and halogen | free from silicone and halogen |

| | | Ordering data | | | Ordering data | | |
|---|---|---|---|---|---|---|---|
| Description | Color | Type | Order No. | Pcs. / Pkt. | Type | Order No. | Pcs. / Pkt. |
| **Group marking label,** can be snapped into terminal center, can be marked with an EML (24X3)R or EML (25,4X12,7)R... label or manually with B–STIFT or X–PEN, in the foot part with ZB 3,5 | | | | | | | |
| | gray | **GBS 3,5-25X3,5** | **0830290** | 100 | | | |
| | gray | **GBS 3,5-25X12** | **0830292** | 100 | | | |
| **Group marking label,** can be snapped into terminal center, can be marked with an EML (24X4)R or EML (25,4X12,7)R label or manually with B–STIFT or X–PEN, in the foot part with ZB 5, UC–TM 5 | | | | | | | |
| | gray | **GBS 5-25X5** | **0829126** | 100 | | | |
| | gray | **GBS 5-25X12** | **0810588** | 100 | | | |
| **Group marking label,** can be snapped into terminal center, can be labeled with ESL 26 x 6 or EMT (25 x 6) R insert strips, in foot part with zack marker strip ZB, length: 29 mm | | | | | | | |
| | gray | | | | **GBS-ZB/26X6** | **0809298** | 50 |

| | | Accessories | | | Accessories | | |
|---|---|---|---|---|---|---|---|
| **Label** | | | | | | | |
| 2500 labels p. roll | white | **EML (24X3)R** | **0830291** | 1 | | | |
| 2500 labels p. roll | white | **EML (25,4X12,7)R** | **0816825** | 1 | | | |
| 1000 labels p. roll | white | **EML (24X4)R** | **0800061** | 1 | | | |
| **Insert strip for laser printer,** perforated, for terminal strip marker KLM, labeling field: 26 x 6 mm | | | | | | | |
| Lettering field size: 26 x 6 mm | white | | | | **ESL 26X 6** | **0808105** | 10 |
| **Insert labels for thermal transfer printers** | | | | | | | |
| Lettering field size: 25 x 6 mm, 5000 labels p. roll | white | | | | **EMT (25X6)R** | **0817264** | 1 |



## Marker carrier for STP ... multi-level terminal blocks

### STP ...

– The labeling areas of wired multi-level terminal blocks are increased in size using the marker carriers
– Depending on the version, the marker carriers are placed in the receivers on the upper terminal block level

### STP ...-ZB

– The marker carriers can, for example, snap into the center marking groove of ST spring-cage terminal blocks and double the marking area; see figure below

### CARRIER-TM 300

– Can be snapped into all terminal blocks in the CLIPLINE complete system that have a lateral flat marker groove
– For accommodating ZB ..., UC-TM ... or UCT-TM ... terminal markers which increases the marking area

### CARRIER-TMD 300

– Double-row snap-in marker adapter for accommodating two ZB ... or UC–TM ... and UCT-TM ... terminal markers which doubles the marking area

### Technical data

| General data | | |
|---|---|---|
| Material | | PA |
| Inflammability class according to UL 94 | | V2 |
| Temperature range | [°C] | -40 ... 100 |
| Components | | free from silicone and halogen |

### Ordering data

| Description | Color | Type | Order No. | Pcs. / Pkt. |
|---|---|---|---|---|
| **Double marker carrier,** can be snapped into push-in double-level terminal blocks PTTB 1,5/S, can be labeled with ZB 3,5 or ZBF 3,5 | gray | **STP 3,5-2** | **0830131** | 100 |
| **Triple marker carrier,** can be snapped into the push-in three-level terminal block PT 1,5/S-3..., can be labeled with ZB 3,5 or ZBF 3,5 | gray | **STP 3,5-3** | **0830132** | 100 |
| **Double marker carrier,** can be snapped into the double-level terminal blocks STTB 1,5, PTTB 1,5, can be labeled with UC-TM 4, ZB 4 or UC-TMF 4, ZBF 4 | gray | **STP 4-2** | **0810575** | 100 |
| **Double marker carrier,** can be snapped into STTB 2,5, STTB 4, PTTB 2,5, PTTB 4 double-level terminal blocks, can be labeled with UC-TM 5, ZB 5 or UC-TMF 5, ZBF 5 | gray | **STP 5-2** | **0800967** | 100 |
| **Three-compartment marker carrier,** can be snapped into ST 2,5–3... and PT 2,5–3... three-level terminal blocks, can be labeled with UC–TMF 5 and ZBF 5 or ...TM 5 and ZB 5 | gray | **STP 5-3** | **0810562** | 100 |
| **Double marker carrier,** snaps into double-level fast connection terminal blocks, QTTCB ... and QTTCBS, can be labeled with ZB 5 and ZBF 5 | gray | **STP 5-2/S** | **0800970** | 100 |
| **Double marker carrier,** snaps into all terminal blocks with a width of 4.2 mm and a zack marker strip center groove, can be labeled with ZB 4 or ZBF 4 | gray | **STP 4-2-ZB** | **3038613** | 100 |
| **Double marker carrier,** snaps into all terminal blocks with a width of 5.2 mm and a zack marker strip center groove, can be labeled with ZB 5 or ZBF 5 | gray | **STP 5-2-ZB** | **3037643** | 100 |
| **Marker adapter,** 300 mm long, can be snapped into the lateral groove on modular terminal blocks, designed to accommodate ZB ... or UC–TM ... | gray | **CARRIER-TM 300** | **0828282** | 25 |
| **Marker adapter, double row,** 300 mm long, can be snapped into the center groove on modular terminal blocks, designed to accommodate two ZB ... or UC–TM ... | gray | **CARRIER-TMD 300** | **0828693** | 25 |
| **Marker adapters,** such as the CARRIER-TM 300; marking area at an angle to the top of the terminal block | gray | **CARRIER-TMH 300** | **0830670** | 25 |

## WS... warning labels

Warning labels for terminals
from the UT ... and ST ... series

- Warning labels and warning covers serve to cover and identify mains terminal blocks
- This prevents accidental actuation of the terminal points
- The warning labels snap into the screw shafts of the relevant terminal
- Can be isolated lengthwise and crosswise

### Technical data

| General data | |
|---|---|
| Material | PA |
| Wipe resistance | DIN EN 61010-1 (VDE 0411-1) |

### Ordering data

| Description | Color | Type | Order No. | Pcs. / Pkt. |
|---|---|---|---|---|
| **Warning label**, for UT series | | | | |
| 5.2 mm wide | yellow | **WS UT 2,5** | **3047923** | 10 |
| 6.2 mm wide | yellow | **WS UT 4** | **3047332** | 10 |
| 8.2 mm wide | yellow | **WS UT 6** | **3047345** | 10 |
| 10.2 mm wide | yellow | **WS UT 10** | **3047361** | 10 |
| 12 mm wide | yellow | **WS UT 16** | **3047374** | 10 |
| 16 mm wide | yellow | **WS UT 35** | **3047387** | 10 |
| **Warning cover**, for ST series | | | | |
| 4.2 mm wide | yellow | **WST 1,5** | **3030958** | 50 |
| 5.2 mm wide | yellow | **WST 2,5** | **3030941** | 50 |
| 6.2 mm wide | yellow | **WST 4** | **3030954** | 50 |
| 8.2 mm wide | yellow | **WST 6** | **3030967** | 10 |
| 10.2 mm wide | yellow | **WST 10/35** | **3030006** | 25 |

## Terminal marking for Phoenix Contact

Large terminal block markers for central and side labeling

| | Pitch | UC-TM 4 | UC-TM 5 | UC-TM 6 | UC-TM 8 | UC-TM 10 | UC-TM 12 | UC-TM 16 |
|---|---|---|---|---|---|---|---|---|
| | | see page 58 onwards | | | | | | |
| | | ZB 4 | ZB 5 | ZB 6 | ZB 8 | ZB 10 | ZB 12 | ZB 16 |
| | | see page 68 onwards | | | | | | |
| | | UCT-TM 4 | UCT-TM 5 | UCT-TM 6 | UCT-TM 8 | UCT-TM 10 | UCT-TM 12 | UCT-TM 16 |
| | | see page 82 onwards | | | | | | |
| | | TMT 4 R | TMT 5 R | TMT 6 R | TMT 8 R | TMT 10 R | TMT 100 R | TMT 100 R |
| | | see page 94 onwards | | | | | | |
| | Pitch | 4 | 5 | 6 | 8 | 10 | 12 | 16 |
| **Screw terminal blocks** | | | | | | | | |
| UT 2,5..., UTTB 2,5..., UTN 2,5..., MUT 2,5... | 5 | | | | | | | |
| UT 4..., UTTB 4..., UTME(D) 4..., UTN 4..., USST 4... | 6 | | | | | | | |
| UT 6..., UTME(D) 6..., UTN 6..., USST 6... | 8 | | | | | | | |
| UT 10..., UTN 10..., USST 10... | 10 | | | | | | | |
| UT 16..., UTI 16... | 12 | | | | | | | |
| UT 35 | 16 | | | | | | | |
| UK 1,5 N..., USLKG 1,5 N | 4 | | | | | | | |
| UK 2,5 N..., USLKG 2,5 N, UK 3 N..., USLKG 3, UKK(B) 3..., UDK 3..., MTK(D)... | 5 | | | | | | | |
| UK 5 N..., USLKG 5 N, UDK 4..., UKK(B) 5, UDMTK(B) 5..., UKN 2,5..., UKN 5..., PIK 4..., SSK 0525... | 6 | | | | | | | |
| UK 6 N..., USLKG 6 N, UKN 6..., PIK 6..., URTK..., UGSK..., URDK..., UK 6-T..., SSK 110 | 8 | | | | | | | |
| UK 10 N..., USLKG 10 N, UKKB 10..., UKN 10..., SK 116... | 10 | | | | | | | |
| U(I)K 16..., U(I)SLKG 16, UIKN 16... | 12 | | | | | | | |
| U(I)K 35..., U(I)SLKG 35, UIKN 35..., SSK 135... | 15 | | | | | | | |
| UKH..., USLKG 50/95, USLKG 50/70/95 | > 16 | | | | | | | |
| DIK(D) 1,5..., DOK(D) 1,5..., VIOK 1,5..., DLK(B) 2,5..., SLKK 5... | 6 | | | | | | | |
| UVKB 4..., UHK 4..., USK 4..., UK 4..., UKK 4..., VBST 4... | 6 | | | | | | | |
| UK 5-HESI..., UKK 5-HESI..., UK-SI..., UK 6-FSI..., UK 10-DREHSI... | 8 | | | | | | | |
| UK 6,3-HESI..., USIG... | 10 | | | | | | | |
| MT 1,5..., MTTB 1,5... | 4 | | | | | | | |
| MBK 6..., MSLKG 6 | 8 | | | | | | | |
| DFK 4... | 6 | | | | | | | |
| DFK 5... | 9.5 | | | | | | | |
| UW(V) 4... | 8 | | | | | | | |
| UW(V) 10.../16.../25... | ≥ 10 | | | | | | | |
| HDFK(V) 50..., HDFK(V) 95..., | > 18 | | | | | | | |

The pitch of the terminal block corresponds to the width of the label

The pitch of the terminal block is greater than the width of the label

Small terminal block markers for central and side labeling

| | Pitch | UC-TMF 4 | UC-TMF 5 | UC-TMF 6 | UC-TMF 8 | UC-TMF 10 | UC-TMF 12 | UC-TMF 16 | US-TMF 100 |
|---|---|---|---|---|---|---|---|---|---|
| | | see page 62 onwards | | | | | | | 91 |
| | | ZBF 4 | ZBF 5 | ZBF 6 | ZBF 8 | ZBF 10 | ZBF 12 | ZBF 16 | |
| | | see page 76 onwards | | | | | | | |
| | | UCT-TMF 4 | UCT-TMF 5 | UCT-TMF 6 | UCT-TMF 8 | UCT-TMF 10 | UCT-TMF 12 | UCT-TMF 16 | |
| | | see page 86 onwards | | | | | | | |
| | | TMT 4 R | TMT 5 R | TMT 6 R | TMT 8 R | TMT 10 R | TMT 100 R | TMT 100 R | |
| | | see page 94 onwards | | | | | | | |
| | Pitch | 4 | 5 | 6 | 8 | 10 | 12 | 16 | |
| **Screw terminal blocks** | | | | | | | | | |
| UT 2,5..., UTTB 2,5..., UTN 2,5..., MUT 2,5..., UTI 2,5... | 5 | | | | | | | | |
| UT 4..., UTTB 4..., UTME(D) 4..., UTN 4..., USST 4... | 6 | | | | | | | | |
| UT 6..., UTME(D) 6..., UTN 6..., USST 6... | 8 | | | | | | | | |
| UT 10..., UTN 10..., USST 10... | 10 | | | | | | | | |
| UT 16..., UTI 16... | 12 | | | | | | | | |
| UT 35 | 16 | | | | | | | | |
| UK 1,5 N..., USLKG 1,5 N | 4 | | | | | | | | |
| UK 2,5 N..., USLKG 2,5 N, UK 3 N..., USLKG 3, UKK(B) 3..., UDK 3..., MTK(D)... | 5 | | | | | | | | |
| UK 5 N..., USLKG 5 N, UDK 4..., UKK(B) 5, UD-MTK(B) 5..., UKN 2,5..., UKN 5..., PIK 4..., SSK 0525 | 6 | | | | | | | | |
| UK 6 N..., USLKG 6 N, UKN 6..., PIK 6...,URTK..., UGSK..., URDK..., UK 6-T, SSK 110 | 8 | | | | | | | | |
| UK 10 N..., USLKG 10 N, UKKB 10..., UKN 10..., SSK 116 | 10 | | | | | | | | |
| U(I)K 16..., U(I)SLKG 16, UIKN 16... | 12 | | | | | | | | |
| U(I)K 35..., U(I)SLKG 35, UIKN 35..., SSK 135 | 15 | | | | | | | | |
| UKH..., USLKG 50/95, USLKG 50/70/95 | > 16 | | | | | | | | |
| DIK(D) 1,5..., DOK(D) 1,5..., VIOK 1,5..., DLK(B) 2,5..., SLKK 5... | 6 | | | | | | | | |
| UVKB 4..., UHK 4..., USK 4..., UK 4..., UKK 4..., VBST 4... | 6 | | | | | | | | |
| UK 5-HESI..., UKK 5-HESI..., UK-SI..., UK 6-FSI..., UK 10-DREHSI... | 8 | | | | | | | | |
| UK 6,3-HESI..., UK 10,3 HESI..., USIG... | 10 | | | | | | | | |
| MT 1,5..., MTTB 1,5... | 4 | | | | | | | | |
| MBK 6..., MSLKG 6 | 8 | | | | | | | | |
| DFK 4... | 6 | | | | | | | | |
| DFK 5... | 9.5 | | | | | | | | |
| UW(V) 4... | 8 | | | | | | | | |
| UW(V) 10.../16.../25... | ≥ 10 | | | | | | | | |
| HDFK(V) 50..., HDFK(V) 95... | > 18 | | | | | | | | |

## Terminal marking for Phoenix Contact

Large terminal block markers for central labeling

| | | | | | | | | | | |
|---|---|---|---|---|---|---|---|---|---|---|
| | | | UC-TM 4 | UC-TM 5 | UC-TM 6 | | UC-TM 8 | UC-TM 10 | UC-TM 12 | UC-TM 16 |
| | | | | | | see page 58 onwards | | | | |
| | | ZB 3,5 | ZB 4 | ZB 5 | ZB 6 | ZB 7,62 | ZB 8 | ZB 10 | ZB 12 | ZB 16 |
| | | | | | | see page 68 onwards | | | | |
| | | UCT-TM 3,5 | UCT-TM 4 | UCT-TM 5 | UCT-TM 6 | UCT-TM 7,62 | UCT-TM 8 | UCT-TM 10 | UCT-TM 12 | UCT-TM 16 |
| | | | | | | see page 82 onwards | | | | |
| | | | TMT 4 R | TMT 5 R | TMT 6 R | | TMT 8 R | TMT 10 R | TMT 100 R | TMT 100 R |
| | | | | | | see page 94 onwards | | | | |
| | Pitch | 3.5 | 4 | 5 | 6 | 7.62 | 8 | 10 | 12 | 16 |
| **Spring-cage terminal blocks** | | | | | | | | | | |
| ST 1,5/S-QUATTRO | 3.5 | ■ | | | | | | | | |
| ST 1,5... | 4 | ▒ | ■ | | | | | | | |
| ST 2,5... (except ST 2,5-3L) | 5 | ▒ | ▒ | ■ | | | | | | |
| ST 4..., STTB 4... | 6 | ▒ | ▒ | ▒ | ■ | | | | | |
| ST 6..., STME(D) 6... | 8 | ▒ | ▒ | ▒ | ▒ | ▒ | ■ | | | |
| ST 10... | 10 | ▒ | ▒ | ▒ | ▒ | ▒ | ▒ | ■ | | |
| ST 16... | 12 | ▒ | ▒ | ▒ | ▒ | ▒ | ▒ | ▒ | ■ | |
| ST 35... | 16 | ▒ | ▒ | ▒ | ▒ | ▒ | ▒ | ▒ | ▒ | ■ |
| ST 4-HESI (6,3 x 32), ST 4-FSI... | 8 | ▒ | ▒ | ▒ | ▒ | ▒ | ■ | | | |
| STU 2,5... | 5 | ▒ | ▒ | ■ | | | | | | |
| STU 4..., STTBU 4... | 6 | ▒ | ▒ | ▒ | ■ | | | | | |
| STU 10... | 10 | ▒ | ▒ | ▒ | ▒ | ▒ | ■ | | | |
| STU 35... | 16 | ▒ | ▒ | ▒ | ▒ | ▒ | ▒ | ▒ | ▒ | ■ |
| STS 2,5..., STTBS 2,5... | 5 | ▒ | ▒ | ■ | | | | | | |
| STS 4..., STTBS 4... | 6 | ▒ | ▒ | ▒ | ■ | | | | | |
| STS 6... | 8 | ▒ | ▒ | ▒ | ▒ | ▒ | ■ | | | |
| STI 2,5..., STN 2,5... | 5 | ▒ | ▒ | ■ | | | | | | |
| STI 4..., STN 4... | 6 | ▒ | ▒ | ▒ | ■ | | | | | |
| STI 10..., STN 10... | 10 | ▒ | ▒ | ▒ | ▒ | ▒ | ▒ | ■ | | |
| STI 16..., STN 16... | 12 | ▒ | ▒ | ▒ | ▒ | ▒ | ▒ | ▒ | ■ | |
| STN 35... | 16 | ▒ | ▒ | ▒ | ▒ | ▒ | ▒ | ▒ | ▒ | ■ |
| SRTK 6..., SGSK 6..., SRDK 6... | 8 | ▒ | ▒ | ▒ | ▒ | ▒ | ■ | | | |
| ZRV... | 7.62 | ▒ | ▒ | ▒ | ■ | | | | | |
| ZRTK..., ZGSK..., ZRDK... | 8 | ▒ | ▒ | ▒ | ▒ | ▒ | ■ | | | |

■ The pitch of the terminal block corresponds to the width of the label

▒ The pitch of the terminal block is greater than the width of the label

Small terminal block markers for central and side labeling

| | | | | | | | | | | |
|---|---|---|---|---|---|---|---|---|---|---|
| | | | UC-TMF 4 | UC-TMF 5 | UC-TMF 6 | UC-TMF 8 | UC-TMF 10 | UC-TMF 12 | UC-TMF 16 | US-TMF 100 |
| | | | | | | see page 62 onwards | | | | 91 |
| | | ZBF 3,5 | ZBF 4 | ZBF 5 | ZBF 6 | ZBF 8 | ZBF 10 | ZBF 12 | ZBF 16 | |
| | | | | | | see page 76 onwards | | | | |
| | | UCT-TMF 3,5 | UCT-TMF 4 | UCT-TMF 5 | UCT-TMF 6 | UCT-TMF 8 | UCT-TMF 10 | UCT-TMF 12 | UCT-TMF 16 | |
| | | | | | | see page 86 onwards | | | | |
| | | | TMT 4 R | TMT 5 R | TMT 6 R | TMT 8 R | TMT 10 R | TMT 100 R | TMT 100 R | |
| | | | | | | see page 94 onwards | | | | |
| | Pitch | 3.5 | 4 | 5 | 6 | 8 | 10 | 12 | 16 | |
| **Spring-cage terminal blocks** | | | | | | | | | | |
| ST 1,5/S-QUATTRO | 3.5 | | | | | | | | | |
| ST 1,5..., STTB 1,5... | 4 | | | | | | | | | |
| ST 2,5..., STTB 2,5..., ST 2,5-3..., STIO... | 5 | | | | | | | | | |
| ST 4..., STTB 4... | 6 | | | | | | | | | |
| ST 6..., STME(D) 6... | 8 | | | | | | | | | |
| ST 10... | 10 | | | | | | | | | |
| ST 16... | 12 | | | | | | | | | |
| ST 35... | 16 | | | | | | | | | |
| ST 4-HESI (6,3 x 32), ST 4-FSI... | 8 | | | | | | | | | |
| STU 2,5... | 5 | | | | | | | | | |
| STU 4..., STTBU 4... | 6 | | | | | | | | | |
| STU 10... | 10 | | | | | | | | | |
| STU 35... | 16 | | | | | | | | | |
| STS 2,5..., STTBS 2,5... | 5 | | | | | | | | | |
| STS 4..., STTBS 4... | 6 | | | | | | | | | |
| STS 6... | 8 | | | | | | | | | |
| STI 2,5..., STN 2,5... | 5 | | | | | | | | | |
| STI 4..., STN 4... | 6 | | | | | | | | | |
| STI 10..., STN 10... | 10 | | | | | | | | | |
| STI 16..., STN 16... | 12 | | | | | | | | | |
| STN 35... | 16 | | | | | | | | | |
| SRTK 6..., SGSK 6..., SRDK 6... | 8 | | | | | | | | | |
| ZRV... | 7.62 | | | | | | | | | |
| ZRTK..., ZGSK..., ZRDK... | 8 | | | | | | | | | |
| ZFK 6-DREHSI... | 12 | | | | | | | | | |
| ZFKK 2,5... | 5 | | | | | | | | | |
| ZDMTK 2,5... | 6 | | | | | | | | | |
| ZPV... | 5 | | | | | | | | | |
| MZFKK 1,5... | 5 | | | | | | | | | |
| MSB(V) 2,5.../ MSDB(V) 2,5... | 5/10 | | | | | | | | | |

## Terminal marking for Phoenix Contact

Large terminal block markers for central labeling

| | | | | | | | | | | |
|---|---|---|---|---|---|---|---|---|---|---|
| | | | UC-TM 4 | UC-TM 5 | UC-TM 6 | UC-TM 8 | UC-TM 10 | UC-TM 12 | UC-TM 16 | US-TM 100 |
| | | | | | see page 58 onwards | | | | | 91 |
| | | ZB 3,5 | ZB 4 | ZB 5 | ZB 6 | ZB 8 | ZB 10 | ZB 12 | ZB 16 | |
| | | | | | see page 68 onwards | | | | | |
| | | UCT-TM 3,5 | UCT-TM 4 | UCT-TM 5 | UCT-TM 6 | UCT-TM 8 | UCT-TM 10 | UCT-TM 12 | UCT-TM 16 | |
| | | | | | see page 82 onwards | | | | | |
| | | | TMT 4 R | TMT 5 R | TMT 6 R | TMT 8 R | TMT 10 R | TMT 100 R | TMT 100 R | |
| | | | | | see page 94 onwards | | | | | |
| | Pitch | 3.5 | 4 | 5 | 6 | 8 | 10 | 12 | 16 | |
| **Push-in connection terminal blocks** | | | | | | | | | | |
| PT 1,5/S..., PTTB 1,5/S..., PTS 1,5/S..., PTTBS 1,5/S... | 3.5 | ■ | | | | | | | | ■ |
| PT 2,5..., PTTB 2,5..., PTTBS 2,5..., PTI 2,5..., PTN 2,5..., PTS 2,5..., PTU 2,5... | 5 | □ | □ | ■ | | | | | | ■ |
| PT 4..., PTME(D) 4..., PTTB 4..., PTI 4..., PTN 4..., PTU 4... | 6 | □ | □ | □ | ■ | | | | | ■ |
| PT 6..., PTME 6..., PTI 6..., PTN 6... | 8 | □ | □ | □ | □ | ■ | | | | ■ |
| PT 10... | 10 | □ | □ | □ | □ | □ | ■ | | | ■ |
| PT 16... | 12 | □ | □ | □ | □ | □ | □ | ■ | | ■ |
| PTPOWER... | 25 | □ | □ | □ | □ | □ | □ | □ | ■ | ■ |
| **Fast connection terminal blocks** | | | | | | | | | | |
| QTC(U)(S) 1,5..., | 5 | □ | □ | ■ | | | | | | |
| QTC(U)(S) 2,5..., | 6 | □ | □ | □ | ■ | | | | | |
| **Bolt connection terminal blocks** | | | | | | | | | | |
| OTTA 2,5... | 9 | □ | □ | □ | □ | ■ | | | | |
| OTTA 6.... | 11 | □ | □ | □ | □ | □ | | | | |
| OTTA 25... | 18 | □ | □ | □ | □ | □ | ■ | | | |
| RT(O) 3..., RBO... | 12 | □ | □ | □ | □ | □ | □ | ■ | | |
| RT(O) 5... | 16 | □ | □ | □ | □ | □ | □ | □ | ■ | |
| RT(O) 8... | 20 | □ | □ | □ | □ | □ | □ | □ | ■ | |
| HV M.../1, HV M.../2 | > 13 | □ | □ | □ | □ | □ | □ | ■ | | |
| UHV 25- UHV 240 | > 26 | □ | □ | □ | □ | □ | ■ | | | |

■ The pitch of the terminal block corresponds to the width of the label

□ The pitch of the terminal block is greater than the width of the label

Small terminal block markers for central and side labeling

| | | | | | | | | | | |
|---|---|---|---|---|---|---|---|---|---|---|
| | | | UC-TMF 4 | UC-TMF 5 | UC-TMF 6 | UC-TMF 8 | UC-TMF 10 | UC-TMF 12 | UC-TMF 16 | US-TMF 100 |
| | | | | | see page 62 onwards | | | | | 91 |
| | | ZBF 3,5 | ZBF 4 | ZBF 5 | ZBF 6 | ZBF 8 | ZBF 10 | ZBF 12 | ZBF 16 | |
| | | | | | see page 76 onwards | | | | | |
| | | UCT-TMF 3,5 | UCT-TMF 4 | UCT-TMF 5 | UCT-TMF 6 | UCT-TMF 8 | UCT-TMF 10 | UCT-TMF 12 | UCT-TMF 16 | |
| | | | | | see page 86 onwards | | | | | |
| | | | TMT 4 R | TMT 5 R | TMT 6 R | TMT 8 R | TMT 10 R | TMT 100 R | TMT 100 R | |
| | | | | | see page 94 onwards | | | | | |
| | Pitch | 3.5 | 4 | 5 | 6 | 8 | 10 | 12 | 16 | |
| **Push-in connection terminal blocks** | | | | | | | | | | |
| PT 1,5/S..., PTTB 1,5/S..., PTIO..., PTS 1,5/S..., PTTBS 1,5/S, MPT 1,5/S... | 3.5 | ■ | | | | | | | | ■ |
| PT 2,5..., PTTB 2,5..., PTTBS 2,5..., PTI 2,5..., PTN 2,5..., PTS 2,5..., PTU 2,5..., MPT 2,5... | 5 | ■ | ■ | ■ | | | | | | ■ |
| PT 4..., PTME(D) 4..., PTTB 4..., PTI 4..., PTN 4..., PTU 4 | 6 | ■ | ■ | ■ | ■ | | | | | ■ |
| PT 6..., PTME 6..., PTI 6..., PTN 6... | 8 | ■ | ■ | ■ | ■ | ■ | | | | ■ |
| PT 10... | 10 | ■ | ■ | ■ | ■ | ■ | ■ | | | ■ |
| PT 16... | 12 | ■ | ■ | ■ | ■ | ■ | ■ | ■ | | ■ |
| PTPOWER... | 25 | ■ | ■ | ■ | ■ | ■ | ■ | ■ | ■ | ■ |
| **Fast connection terminal blocks** | | | | | | | | | | |
| QTC(U)(S) 1,5..., QTTCB(U (S) 1,5... | 5 | ■ | ■ | ■ | | | | | | ■ |
| QTC(U)(S) 2,5..., | 6 | ■ | ■ | ■ | ■ | | | | | ■ |
| **Bolt connection terminal blocks** | | | | | | | | | | |
| OTTA 2,5... | 9 | ■ | ■ | ■ | ■ | ■ | | | | ■ |
| OTTA 6.... | 11 | ■ | ■ | ■ | ■ | ■ | | | | ■ |
| OTTA 25... | 18 | ■ | ■ | ■ | ■ | ■ | ■ | | | ■ |
| RT(O) 3... | 12 | ■ | ■ | ■ | ■ | ■ | ■ | ■ | | ■ |
| RT(O) 5... | 16 | ■ | ■ | ■ | ■ | ■ | ■ | ■ | ■ | ■ |
| RT(O) 8... | 20 | ■ | ■ | ■ | ■ | ■ | ■ | ■ | ■ | ■ |
| HV M.../1, HV M.../2 | > 13 | ■ | ■ | ■ | ■ | ■ | ■ | ■ | | ■ |
| UHV 25- UHV 240 | > 26 | ■ | ■ | ■ | ■ | ■ | ■ | | | ■ |
| **COMBI plugs and couplings** | | | | | | | | | | |
| UPBV 2,5..., SP(V) 2,5..., SP-H 2,5 ..., SP(D)B 2,5..., SC 2,5... | 5 | ■ | ■ | ■ | | | | | | ■ |
| UP 4..., UPBV 4... | 5 | ■ | ■ | ■ | ■ | | | | | ■ |
| SP 4..., SC 4... | 6 | ■ | ■ | ■ | ■ | | | | | ■ |
| PP-H 1,5/S..., PPC 1,5/S... | 3.5 | ■ | | | | | | | | ■ |
| PP-H 2,5..., QP 1,5... | 5 | ■ | ■ | ■ | | | | | | ■ |
| UP 6... | 8 | ■ | ■ | ■ | ■ | ■ | | | | ■ |
| PP-H 4... | 6 | ■ | ■ | ■ | ■ | | | | | ■ |
| PP-H 6..., PPC 6... | 8 | ■ | ■ | ■ | ■ | ■ | | | | ■ |

## UniCard marking for terminal blocks from other manufacturers with a tall marker groove

– The UC1-TM ... UniCard labeling range includes markers for Weidmüller, Conta-Clip, and Klemsan terminal blocks
– The markers, which are supplied in uniform sheets, can be printed onto quickly and easily using the BLUEMARK CLED
– The multi-section marking strips are easy to fit and can be easily separated if required
– The markers support multiline labeling
– The sheets provide space for including function texts
– Labeling service: Phoenix Contact can custom-label all UniCard markers in accordance with your requirements

**Notes:**

An overview of markable terminal blocks can be found on page 140 onwards.

[1]) For ordering example, see page 359.

Can be printed with:

**UV LED technology**

**Plotter**

**96 markers for a terminal block width of 5 mm**

### Technical data

| | | |
|---|---|---|
| **General data** | | |
| Can be printed with: | | BLUEMARK CLED • BLUEMARK LED • CMS-P1-PLOTTER |
| Number of individual labels | | 96 |
| Number of individual labels per strip | | 12 |
| Material | | PA |
| Inflammability class according to UL 94 | | V2 |
| Temperature range | [°C] | -40 ... 120 |
| Wipe resistance | | DIN EN 61010-1 (VDE 0411-1) |
| Components | | free from silicone and halogen |

### Ordering data

| Description | Color | Type | Order No. | Pcs. / Pkt. |
|---|---|---|---|---|
| **UniCard,** for labeling terminal block brands from other companies | | | | |
| | white | **UC1-TM 5** | **0821784** | 10 |
| | red | **UC1-TM 5 RD** | **0828185** | 10 |
| | orange | **UC1-TM 5 OG** | **0828186** | 10 |
| | yellow | **UC1-TM 5 YE** | **0828187** | 10 |
| | blue | **UC1-TM 5 BU** | **0828188** | 10 |
| | green | **UC1-TM 5 GN** | **0828189** | 10 |
| With offset foot, see pictogram product photo | white | | | |
| **UniCard,** for labeling terminal block brands from other companies, **labeled acc. to customer specifications**[1]) | | | | |
| | white | **UC1-TM 5 CUS** | **0824507** | 1 |
| | red | **UC1-TM 5 RD CUS** | **0828318** | 1 |
| | orange | **UC1-TM 5 OG CUS** | **0828319** | 1 |
| | yellow | **UC1-TM 5 YE CUS** | **0828320** | 1 |
| | blue | **UC1-TM 5 BU CUS** | **0828321** | 1 |
| | green | **UC1-TM 5 GN CUS** | **0828322** | 1 |
| With offset foot, see pictogram product photo | white | | | |

### Accessories

| | | | |
|---|---|---|---|
| **Magazine,** for CMS-P1-PLOTTER | | | |
| | | **P1 UC-MAG 5** | **5146118** | 1 |

PRINTED FOR YOU

**96 markers for a terminal block width of 5 mm, with an offset foot**

## Technical data

BLUEMARK CLED • BLUEMARK LED • CMS-P1-PLOTTER
96
12
PA
V2
-40 ... 120
DIN EN 61010-1 (VDE 0411-1)
free from silicone and halogen

## Ordering data

| Type | Order No. | Pcs. / Pkt. |
|---|---|---|
| **UC1U-TM 5** | **0821302** | 10 |
| **UC1U-TM 5 CUS** | **0824521** | 1 |

## Accessories

| | | |
|---|---|---|
| **P1 UC-MAG 5** | **5146118** | 1 |

PRINTED FOR YOU

**80 markers for a terminal block width of 6 mm**

## Technical data

BLUEMARK CLED • BLUEMARK LED • CMS-P1-PLOTTER
80
10
PA
V2
-40 ... 120
DIN EN 61010-1 (VDE 0411-1)
free from silicone and halogen

## Ordering data

| Type | Order No. | Pcs. / Pkt. |
|---|---|---|
| **UC1-TM 6** | **0821247** | 10 |
| **UC1-TM 6 RD** | **0828190** | 10 |
| **UC1-TM 6 OG** | **0828191** | 10 |
| **UC1-TM 6 YE** | **0828192** | 10 |
| **UC1-TM 6 BU** | **0828193** | 10 |
| **UC1-TM 6 GN** | **0828194** | 10 |
| **UC1-TM 6 CUS** | **0824509** | 1 |
| **UC1-TM 6 RD CUS** | **0828323** | 1 |
| **UC1-TM 6 OG CUS** | **0828324** | 1 |
| **UC1-TM 6 YE CUS** | **0828325** | 1 |
| **UC1-TM 6 BU CUS** | **0828326** | 1 |
| **UC1-TM 6 GN CUS** | **0828327** | 1 |

## Accessories

| | | |
|---|---|---|
| **P1 UC-MAG 5** | **5146118** | 1 |

PRINTED FOR YOU

**64 markers for a terminal block width of 8 mm**

## Technical data

BLUEMARK CLED • BLUEMARK LED • CMS-P1-PLOTTER
64
8
PA
V2
-40 ... 120
DIN EN 61010-1 (VDE 0411-1)
free from silicone and halogen

## Ordering data

| Type | Order No. | Pcs. / Pkt. |
|---|---|---|
| **UC1-TM 8** | **0821739** | 10 |
| **UC1-TM 8 RD** | **0828195** | 10 |
| **UC1-TM 8 OG** | **0828196** | 10 |
| **UC1-TM 8 YE** | **0828197** | 10 |
| **UC1-TM 8 BU** | **0828198** | 10 |
| **UC1-TM 8 GN** | **0828199** | 10 |
| **UC1-TM 8 CUS** | **0824511** | 1 |
| **UC1-TM 8 RD CUS** | **0828328** | 1 |
| **UC1-TM 8 OG CUS** | **0828329** | 1 |
| **UC1-TM 8 YE CUS** | **0828330** | 1 |
| **UC1-TM 8 BU CUS** | **0828331** | 1 |
| **UC1-TM 8 GN CUS** | **0828332** | 1 |

## Accessories

| | | |
|---|---|---|
| **P1 UC-MAG 5** | **5146118** | 1 |

## UniCard marking for terminal blocks from other manufacturers with a flat marker groove

– The UC1-TMF ... UniCard labeling range includes markers for Weidmüller, Wago, ABB (entrelec), Conta-Clip, and Klemsan terminal blocks
– The markers, which are supplied in uniform sheets, can be printed onto quickly and easily using the BLUEMARK CLED
– The multi-section marking strips are easy to fit and can be easily separated if required
– The markers support multiline labeling
– The sheets provide space for including function texts
– Labeling service: Phoenix Contact can custom-label all UniCard markers in accordance with your requirements

**Notes:**

An overview of markable terminal blocks can be found on page 140 onwards.

[1]) For ordering example, see page 359.

Can be printed with:

UV LED technology

Plotter

PRINTED FOR YOU

**120 markers for a terminal block width of 4 mm**

### Technical data

| General data | | |
|---|---|---|
| Can be printed with: | | BLUEMARK CLED • BLUEMARK LED • CMS-P1-PLOTTER |
| Number of individual labels | | 120 |
| Number of individual labels per strip | | 15 |
| Material | | PA |
| Inflammability class according to UL 94 | | V2 |
| Temperature range | [°C] | -40 ... 120 |
| Wipe resistance | | DIN EN 61010-1 (VDE 0411-1) |
| Components | | free from silicone and halogen |

### Ordering data

| Description | Color | Type | Order No. | Pcs. / Pkt. |
|---|---|---|---|---|
| **UniCard,** for labeling terminal block brands from other companies | | | | |
| | white | **UC1-TMF 4** | **0821360** | 10 |
| | red | **UC1-TMF 4 RD** | **0828200** | 10 |
| | orange | **UC1-TMF 4 OG** | **0828201** | 10 |
| | yellow | **UC1-TMF 4 YE** | **0828202** | 10 |
| | blue | **UC1-TMF 4 BU** | **0828203** | 10 |
| | green | **UC1-TMF 4 GN** | **0828204** | 10 |
| **UniCard,** for labeling terminal block brands from other companies, **labeled acc. to customer specifications**[1]) | | | | |
| | white | **UC1-TMF 4 CUS** | **0824513** | 1 |
| | red | **UC1-TMF 4 RD CUS** | **0828333** | 1 |
| | orange | **UC1-TMF 4 OG CUS** | **0828334** | 1 |
| | yellow | **UC1-TMF 4 YE CUS** | **0828335** | 1 |
| | blue | **UC1-TMF 4 BU CUS** | **0828336** | 1 |
| | green | **UC1-TMF 4 GN CUS** | **0828337** | 1 |

### Accessories

| | | | | |
|---|---|---|---|---|
| **Magazine,** for CMS-P1-PLOTTER | | | | |
| | | **P1 UC-MAG 4** | **5146105** | 1 |

PRINTED FOR YOU

**96 markers for a terminal block width of 5 mm**

PRINTED FOR YOU

**80 markers for a terminal block width of 6 mm**

PRINTED FOR YOU

**64 markers for a terminal block width of 8 mm**

## Technical data

BLUEMARK CLED • BLUEMARK LED • CMS-P1-PLOTTER
96
12
PA
V2
-40 ... 120
DIN EN 61010-1 (VDE 0411-1)
free from silicone and halogen

## Ordering data

| Type | Order No. | Pcs. / Pkt. |
|---|---|---|
| **UC1-TMF 5** | **0821425** | 10 |
| **UC1-TMF 5 RD** | **0828205** | 10 |
| **UC1-TMF 5 OG** | **0828206** | 10 |
| **UC1-TMF 5 YE** | **0828127** | 10 |
| **UC1-TMF 5 BU** | **0828207** | 10 |
| **UC1-TMF 5 GN** | **0828208** | 10 |
| **UC1-TMF 5 CUS** | **0824515** | 1 |
| **UC1-TMF 5 RD CUS** | **0828338** | 1 |
| **UC1-TMF 5 OG CUS** | **0828339** | 1 |
| **UC1-TMF 5 YE CUS** | **0828340** | 1 |
| **UC1-TMF 5 BU CUS** | **0828341** | 1 |
| **UC1-TMF 5 GN CUS** | **0828342** | 1 |

## Accessories

| | | |
|---|---|---|
| **P1 UC-MAG 4** | **5146105** | 1 |

## Technical data

BLUEMARK CLED • BLUEMARK LED • CMS-P1-PLOTTER
80
10
PA
V2
-40 ... 120
DIN EN 61010-1 (VDE 0411-1)
free from silicone and halogen

## Ordering data

| Type | Order No. | Pcs. / Pkt. |
|---|---|---|
| **UC1-TMF 6** | **0821483** | 10 |
| **UC1-TMF 6 RD** | **0828209** | 10 |
| **UC1-TMF 6 OG** | **0828210** | 10 |
| **UC1-TMF 6 YE** | **0828211** | 10 |
| **UC1-TMF 6 BU** | **0828212** | 10 |
| **UC1-TMF 6 GN** | **0828213** | 10 |
| **UC1-TMF 6 CUS** | **0824517** | 1 |
| **UC1-TMF 6 RD CUS** | **0828343** | 1 |
| **UC1-TMF 6 OG CUS** | **0828344** | 1 |
| **UC1-TMF 6 YE CUS** | **0828345** | 1 |
| **UC1-TMF 6 BU CUS** | **0828346** | 1 |
| **UC1-TMF 6 GN CUS** | **0828347** | 1 |

## Accessories

| | | |
|---|---|---|
| **P1 UC-MAG 4** | **5146105** | 1 |

## Technical data

BLUEMARK CLED • BLUEMARK LED • CMS-P1-PLOTTER
64
8
PA
V2
-40 ... 120
DIN EN 61010-1 (VDE 0411-1)
free from silicone and halogen

## Ordering data

| Type | Order No. | Pcs. / Pkt. |
|---|---|---|
| **UC1-TMF 8** | **0821548** | 10 |
| **UC1-TMF 8 RD** | **0828214** | 10 |
| **UC1-TMF 8 OG** | **0828215** | 10 |
| **UC1-TMF 8 YE** | **0828216** | 10 |
| **UC1-TMF 8 BU** | **0828217** | 10 |
| **UC1-TMF 8 GN** | **0828218** | 10 |
| **UC1-TMF 8 CUS** | **0824519** | 1 |
| **UC1-TMF 8 RD CUS** | **0828348** | 1 |
| **UC1-TMF 8 OG CUS** | **0828349** | 1 |
| **UC1-TMF 8 YE CUS** | **0828350** | 1 |
| **UC1-TMF 8 BU CUS** | **0828351** | 1 |
| **UC1-TMF 8 GN CUS** | **0828352** | 1 |

## Accessories

| | | |
|---|---|---|
| **P1 UC-MAG 4** | **5146105** | 1 |

## UniCard marking for terminal blocks from other manufacturers with a tall marker groove

– The UC2-TM ... UniCard labeling range includes markers for Wago terminal blocks
– The markers, which are supplied in uniform sheets, can be printed onto quickly and easily using the BLUEMARK CLED
– The multi-section marking strips are easy to fit and can be easily separated if required
– The markers support multiline labeling
– The sheets provide space for including function texts
– Labeling service: Phoenix Contact can custom-label all UniCard markers in accordance with your requirements

**Notes:**

An overview of markable terminal blocks can be found on page 140 onwards.

[1]) For ordering example, see page 359.

Can be printed with:

UV LED technology

Plotter

PRINTED FOR YOU

**120 markers for a terminal block width of 4 mm**

### Technical data

| General data | | |
|---|---|---|
| Can be printed with: | | BLUEMARK CLED • BLUEMARK LED • CMS-P1-PLOTTER |
| Number of individual labels | | 120 |
| Number of individual labels per strip | | 15 |
| Material | | PA |
| Inflammability class according to UL 94 | | V2 |
| Temperature range | [°C] | -40 ... 120 |
| Wipe resistance | | DIN EN 61010-1 (VDE 0411-1) |
| Components | | free from silicone and halogen |

### Ordering data

| Description | Color | Type | Order No. | Pcs. / Pkt. |
|---|---|---|---|---|
| **UniCard,** for labeling terminal block brands from other companies | white | **UC2-TM 4** | **0821713** | 10 |
| **UniCard,** for labeling terminal block brands from other companies, **labeled acc. to customer specifications**[1]) | white<br>white<br>white<br>white | **UC2-TM 4 CUS** | **0824533** | 1 |

### Accessories

| | | | | |
|---|---|---|---|---|
| **Magazine,** for CMS-P1-PLOTTER | | **P1 UC-MAG 5** | **5146118** | 1 |

PRINTED FOR YOU

**96 markers for a terminal block width of 5 mm**

### Technical data

BLUEMARK CLED • BLUEMARK LED • CMS-P1-PLOTTER
96
12
PA
V2
-40 ... 120
DIN EN 61010-1 (VDE 0411-1)
free from silicone and halogen

### Ordering data

| Type | Order No. | Pcs. / Pkt. |
|---|---|---|
| **UC2-TM 5** | **0821690** | 10 |
| **UC2-TM 5 CUS** | **0824535** | 1 |

### Accessories

| | | |
|---|---|---|
| **P1 UC-MAG 5** | **5146118** | 1 |

PRINTED FOR YOU

**80 markers for a terminal block width of 6 mm**

### Technical data

BLUEMARK CLED • BLUEMARK LED • CMS-P1-PLOTTER
80
10
PA
V2
-40 ... 120
DIN EN 61010-1 (VDE 0411-1)
free from silicone and halogen

### Ordering data

| Type | Order No. | Pcs. / Pkt. |
|---|---|---|
| **UC2-TM 6** | **0821674** | 10 |
| **UC2-TM 6 CUS** | **0824537** | 1 |

### Accessories

| | | |
|---|---|---|
| **P1 UC-MAG 5** | **5146118** | 1 |

PRINTED FOR YOU

**64 markers for a terminal block width of 8 mm**

### Technical data

BLUEMARK CLED • BLUEMARK LED • CMS-P1-PLOTTER
64
8
PA
V2
-40 ... 120
DIN EN 61010-1 (VDE 0411-1)
free from silicone and halogen

### Ordering data

| Type | Order No. | Pcs. / Pkt. |
|---|---|---|
| **UC2-TM 8** | **0821755** | 10 |
| **UC2-TM 8 CUS** | **0824539** | 1 |

### Accessories

| | | |
|---|---|---|
| **P1 UC-MAG 5** | **5146118** | 1 |

## UniCard marking for terminal blocks from other manufacturers with a flat marker groove

– The UC2F-TM ... UniCard labeling range includes markers for ABB (entrelec) terminal blocks
– The markers, which are supplied in uniform sheets, can be printed onto quickly and easily using the BLUEMARK CLED
– The multi-section marking strips are easy to fit and can be easily separated if required
– The markers support multiline labeling
– The sheets provide space for including function texts
– Labeling service: Phoenix Contact can custom-label all UniCard markers in accordance with your requirements

**Notes:**

An overview of markable terminal blocks can be found on page 140 onwards.

[1]) For ordering example, see page 359.

Can be printed with:

**UV LED technology**

**Plotter**

PRINTED FOR YOU

**120 markers for a terminal block width of 4 mm**

### Technical data

| General data | | |
|---|---|---|
| Can be printed with: | | BLUEMARK CLED • BLUEMARK LED • CMS-P1-PLOTTER |
| Number of individual labels | | 120 |
| Number of individual labels per strip | | 15 |
| Material | | PA |
| Inflammability class according to UL 94 | | V2 |
| Temperature range | [°C] | -40 ... 120 |
| Wipe resistance | | DIN EN 61010-1 (VDE 0411-1) |
| Components | | free from silicone and halogen |

### Ordering data

| Description | Color | Type | Order No. | Pcs. / Pkt. |
|---|---|---|---|---|
| **UniCard,** for labeling terminal block brands from other companies | white | **UC2F-TM 4** | **0822178** | 10 |
| **UniCard,** for labeling terminal block brands from other companies, **labeled acc. to customer specifications**[1]) | white | **UC2F-TM 4 CUS** | **0824525** | 1 |

### Accessories

| | | | |
|---|---|---|---|
| **Magazine,** for CMS-P1-PLOTTER | **P1 UC-MAG 4** | **5146105** | 1 |

PRINTED FOR YOU

**96 markers for a terminal block width of 5 mm**

### Technical data

BLUEMARK CLED • BLUEMARK LED • CMS-P1-PLOTTER
96
12
PA
V2
-40 ... 120
DIN EN 61010-1 (VDE 0411-1)
free from silicone and halogen

### Ordering data

| Type | Order No. | Pcs. / Pkt. |
|---|---|---|
| **UC2F-TM 5** | **0822181** | 10 |
| **UC2F-TM 5 CUS** | **0824527** | 1 |

### Accessories

| | | |
|---|---|---|
| **P1 UC-MAG 4** | **5146105** | 1 |

PRINTED FOR YOU

**80 markers for a terminal block width of 6 mm**

### Technical data

BLUEMARK CLED • BLUEMARK LED • CMS-P1-PLOTTER
80
10
PA
V2
-40 ... 120
DIN EN 61010-1 (VDE 0411-1)
free from silicone and halogen

### Ordering data

| Type | Order No. | Pcs. / Pkt. |
|---|---|---|
| **UC2F-TM 6** | **0822194** | 10 |
| **UC2F-TM 6 CUS** | **0824529** | 1 |

### Accessories

| | | |
|---|---|---|
| **P1 UC-MAG 4** | **5146105** | 1 |

PRINTED FOR YOU

**64 markers for a terminal block width of 8 mm**

### Technical data

BLUEMARK CLED • BLUEMARK LED • CMS-P1-PLOTTER
64
8
PA
V2
-40 ... 120
DIN EN 61010-1 (VDE 0411-1)
free from silicone and halogen

### Ordering data

| Type | Order No. | Pcs. / Pkt. |
|---|---|---|
| **UC2F-TM 8** | **0822204** | 10 |
| **UC2F-TM 8 CUS** | **0824531** | 1 |

### Accessories

| | | |
|---|---|---|
| **P1 UC-MAG 4** | **5146105** | 1 |

## UniCard marking for terminal blocks from other manufacturers with a tall marker groove

- The UC3-TM ... UniCard labeling range includes markers for Wieland and Legrand terminal blocks
- The markers, which are supplied in uniform sheets, can be printed onto quickly and easily using the BLUEMARK CLED
- The multi-section marking strips are easy to fit and can be easily separated if required
- The markers support multiline labeling
- The sheets provide space for including function texts
- Labeling service: Phoenix Contact can custom-label all UniCard markers in accordance with your requirements

**Notes:**

An overview of markable terminal blocks can be found on page 140 onwards.

[1]) For ordering example, see page 359.

Can be printed with:

UV LED technology

Plotter

PRINTED FOR YOU



**96 markers for a terminal block width of 5 mm**

### Technical data

| General data | | |
|---|---|---|
| Can be printed with: | | BLUEMARK CLED • BLUEMARK LED • CMS-P1-PLOTTER |
| Number of individual labels | | 96 |
| Number of individual labels per strip | | 12 |
| Material | | PA |
| Inflammability class according to UL 94 | | V2 |
| Temperature range | [°C] | -40 ... 120 |
| Wipe resistance | | DIN EN 61010-1 (VDE 0411-1) |
| Components | | free from silicone and halogen |

### Ordering data

| Description | Color | Type | Order No. | Pcs. / Pkt. |
|---|---|---|---|---|
| **UniCard,** for labeling terminal block brands from other companies | white | **UC3-TM 5** | **0822369** | 10 |
| **UniCard,** for labeling terminal block brands from other companies, **labeled acc. to customer specifications**[1]) | white | **UC3-TM 5 CUS** | **0826888** | 1 |

### Accessories

| | | | |
|---|---|---|---|
| **Magazine,** for CMS-P1-PLOTTER | **P1 UC-MAG 1** | **5146079** | 1 |

PRINTED FOR YOU

**80 markers for a terminal block width of 6 mm**

| Technical data |
|---|
| BLUEMARK CLED • BLUEMARK LED • CMS-P1-PLOTTER |
| 80 |
| 10 |
| PA |
| V2 |
| -40 ... 120 |
| DIN EN 61010-1 (VDE 0411-1) |
| free from silicone and halogen |

| Ordering data | | |
|---|---|---|
| **Type** | **Order No.** | Pcs. / Pkt. |
| **UC3-TM 6** | **0822385** | 10 |
| **UC3-TM 6 CUS** | **0826889** | 1 |

| Accessories | | |
|---|---|---|
| **P1 UC-MAG 1** | **5146079** | 1 |

PRINTED FOR YOU

**64 markers for a terminal block width of 8 mm**

| Technical data |
|---|
| BLUEMARK CLED • BLUEMARK LED • CMS-P1-PLOTTER |
| 64 |
| 8 |
| PA |
| V2 |
| -40 ... 120 |
| DIN EN 61010-1 (VDE 0411-1) |
| free from silicone and halogen |

| Ordering data | | |
|---|---|---|
| **Type** | **Order No.** | Pcs. / Pkt. |
| **UC3-TM 8** | **0822408** | 10 |
| **UC3-TM 8 CUS** | **0826890** | 1 |

| Accessories | | |
|---|---|---|
| **P1 UC-MAG 1** | **5146079** | 1 |

## UniCard marking for terminal blocks from other manufacturers with a tall marker groove

– The UCT1-TM ... UniCard labeling range includes markers for Weidmüller, Conta-Clip, and Klemsan terminal blocks
– Labeling service: Phoenix Contact can custom-label all UniCard markers in accordance with your requirements

**Notes:**

An overview of markable terminal blocks can be found on page 140 onwards.

[1]) For ordering example, see page 359.

PRINTED FOR YOU

**72 markers for a terminal block width of 5 mm**

PRINTED FOR YOU

**60 markers for a terminal block width of 6 mm**

### Technical data

| | | | |
|---|---|---|---|
| **General data** | | | |
| Can be printed with: | | THERMOMARK CARD PLUS • THERMOMARK CARD • BLUEMARK CLED • BLUEMARK LED | THERMOMARK CARD PLUS • THERMOMARK CARD • BLUEMARK CLED • BLUEMARK LED |
| Number of individual labels | | 72 | 60 |
| Number of individual labels per strip | | 12 | 10 |
| Material | | PC | PC |
| Inflammability class according to UL 94 | | V0 | V0 |
| Temperature range | [°C] | -40 ... 120 | -40 ... 120 |
| Wipe resistance | | DIN EN 61010-1 (VDE 0411-1) | DIN EN 61010-1 (VDE 0411-1) |
| Components | | free from silicone and halogen | free from silicone and halogen |

### Ordering data

| Description | Color | Type | Order No. | Pcs. / Pkt. | Type | Order No. | Pcs. / Pkt. |
|---|---|---|---|---|---|---|---|
| **UniCard,** for labeling terminal block brands from other companies | | | | | | | |
| | white | **UCT1-TM 5** | **0829482** | 10 | **UCT1-TM 6** | **0829483** | 10 |
| | red | **UCT1-TM 5 RD** | **0829226** | 10 | **UCT1-TM 6 RD** | **0829232** | 10 |
| | orange | **UCT1-TM 5 OG** | **0829227** | 10 | **UCT1-TM 6 OG** | **0829233** | 10 |
| | yellow | **UCT1-TM 5 YE** | **0829228** | 10 | **UCT1-TM 6 YE** | **0829234** | 10 |
| | blue | **UCT1-TM 5 BU** | **0829229** | 10 | **UCT1-TM 6 BU** | **0829235** | 10 |
| | green | **UCT1-TM 5 GN** | **0829230** | 10 | **UCT1-TM 6 GN** | **0829236** | 10 |
| **UniCard,** for labeling terminal block brands from other companies, **labeled acc. to customer specifications**[1]) | | | | | | | |
| | white | **UCT1-TM 5 CUS** | **0829700** | 1 | **UCT1-TM 6 CUS** | **0829706** | 1 |
| | red | **UCT1-TM 5 RD CUS** | **0829701** | 1 | **UCT1-TM 6 RD CUS** | **0829707** | 1 |
| | orange | **UCT1-TM 5 OG CUS** | **0829702** | 1 | **UCT1-TM 6 OG CUS** | **0829708** | 1 |
| | yellow | **UCT1-TM 5 YE CUS** | **0829703** | 1 | **UCT1-TM 6 YE CUS** | **0829709** | 1 |
| | blue | **UCT1-TM 5 BU CUS** | **0829704** | 1 | **UCT1-TM 6 BU CUS** | **0829710** | 1 |
| | green | **UCT1-TM 5 GN CUS** | **0829705** | 1 | **UCT1-TM 6 GN CUS** | **0829711** | 1 |

### Accessories

| | | | | | | |
|---|---|---|---|---|---|---|
| **Magazine,** for THERMOMARK CARD ... for accommodating: UCT–TM ..., UCT1–TM ..., UCT5–TM ..., UCT–EM (5X10), UCT-EM (6X10) | **THERMOMARK CARD-UCT-MAG1** | **5146480** | 1 | **THERMOMARK CARD-UCT-MAG1** | **5146480** | 1 |

## UniCard marking for terminal blocks from other manufacturers with a flat marker groove

- The UCT1-TMF ... UniCard marking range includes markers for Weidmüller, Wago, ABB (entrelec), Conta-Clip, and Klemsan terminal blocks
- Labeling service: Phoenix Contact can custom-label all UniCard markers in accordance with your requirements

**Notes:**

An overview of markable terminal blocks can be found on page 140 onwards.

[1]) For ordering example, see page 359.

PRINTED FOR YOU

**72 markers for a terminal block width of 5 mm**

PRINTED FOR YOU

**60 markers for a terminal block width of 6 mm**

### Technical data

| | | | |
|---|---|---|---|
| **General data** | | | |
| Can be printed with: | | THERMOMARK CARD PLUS • THERMOMARK CARD • BLUEMARK CLED • BLUEMARK LED | THERMOMARK CARD PLUS • THERMOMARK CARD • BLUEMARK CLED • BLUEMARK LED |
| Number of individual labels | | 72 | 60 |
| Number of individual labels per strip | | 12 | 10 |
| Material | | PC | PC |
| Inflammability class according to UL 94 | | V0 | V0 |
| Temperature range | [°C] | -40 ... 120 | -40 ... 120 |
| Wipe resistance | | DIN EN 61010-1 (VDE 0411-1) | DIN EN 61010-1 (VDE 0411-1) |
| Components | | free from silicone and halogen | free from silicone and halogen |

### Ordering data

| Description | Color | Type | Order No. | Pcs. / Pkt. | Type | Order No. | Pcs. / Pkt. |
|---|---|---|---|---|---|---|---|
| **UniCard,** for labeling terminal block brands from other companies | | | | | | | |
| | white | **UCT1-TMF 5** | **0829237** | 10 | **UCT1-TMF 6** | **0829243** | 10 |
| | red | **UCT1-TMF 5 RD** | **0829238** | 10 | **UCT1-TMF 6 RD** | **0829244** | 10 |
| | orange | **UCT1-TMF 5 OG** | **0829239** | 10 | **UCT1-TMF 6 OG** | **0829245** | 10 |
| | yellow | **UCT1-TMF 5 YE** | **0829240** | 10 | **UCT1-TMF 6 YE** | **0829246** | 10 |
| | blue | **UCT1-TMF 5 BU** | **0829241** | 10 | **UCT1-TMF 6 BU** | **0829247** | 10 |
| | green | **UCT1-TMF 5 GN** | **0829242** | 10 | **UCT1-TMF 6 GN** | **0829248** | 10 |
| **UniCard,** for labeling terminal block brands from other companies, **labeled acc. to customer specifications**[1]) | | | | | | | |
| | white | **UCT1-TMF 5 CUS** | **0829718** | 1 | **UCT1-TMF 6 CUS** | **0829724** | 1 |
| | red | **UCT1-TMF 5 RD CUS** | **0829719** | 1 | **UCT1-TMF 6 RD CUS** | **0829725** | 1 |
| | orange | **UCT1-TMF 5 OG CUS** | **0829720** | 1 | **UCT1-TMF 6 OG CUS** | **0829726** | 1 |
| | yellow | **UCT1-TMF 5 YE CUS** | **0829721** | 1 | **UCT1-TMF 6 YE CUS** | **0829727** | 1 |
| | blue | **UCT1-TMF 5 BU CUS** | **0829722** | 1 | **UCT1-TMF 6 BU CUS** | **0829728** | 1 |
| | green | **UCT1-TMF 5 GN CUS** | **0829723** | 1 | **UCT1-TMF 6 GN CUS** | **0829729** | 1 |

### Accessories

| | | | | | | |
|---|---|---|---|---|---|---|
| **Plastic magazine,** for THERMOMARK CARD ..., for accommodating: UCT1–TMF… | **THERMOMARK CARD-UCT-MAG4** | **5146614** | 1 | **THERMOMARK CARD-UCT-MAG4** | **5146614** | 1 |

## UniCard marking for terminal blocks from other manufacturers with a tall marker groove

- The UCT2-TM 5/6 UniCard markers are suitable for Wago terminal blocks
- The markers, which are supplied in uniform sheets, can be printed onto quickly, easily, and precisely using the THERMOMARK CARD and BLUEMARK CLED
- The multi-section marking strips are easy to fit and can be easily separated if required
- The markers support multiline labeling
- The sheets provide space for including function texts
- Labeling service: Phoenix Contact can custom-label all UniCard markers in accordance with your requirements

**Notes:**

An overview of markable terminal blocks can be found on page 140 onwards.

[1]) For ordering example, see page 359.

Can be printed with:

**Thermal transfer for sheets and cards**

**UV LED technology**

**72 markers for a terminal block width of 5 to 6 mm**

### Technical data

| | | |
|---|---|---|
| **General data** | | |
| Can be printed with: | | THERMOMARK CARD PLUS • THERMOMARK CARD • BLUEMARK CLED • BLUEMARK LED |
| Number of individual labels | | 72 |
| Number of individual labels per strip | | 12 |
| Material | | PC |
| Inflammability class according to UL 94 | | V0 |
| Temperature range | [°C] | -40 ... 120 |
| Wipe resistance | | DIN EN 61010-1 (VDE 0411-1) |
| Components | | free from silicone and halogen |

### Ordering data

| Description | Color | Type | Order No. | Pcs. / Pkt. |
|---|---|---|---|---|
| **UniCard,** for labeling terminal block brands from other companies | white | **UCT2-TM 5/6** | **0829249** | 10 |
| **UniCard,** for labeling terminal block brands from other companies, **labeled acc. to customer specifications**[1]) | white | **UCT2-TM 5/6 CUS** | **0829250** | 1 |

### Accessories

| | | | |
|---|---|---|---|
| **Plastic magazine,** for THERMOMARK CARD ..., for accommodating: UCT2–TM … | | **THERMOMARK CARD-UCT-MAG5** | **5146615** | 1 |

## UniCard marking for terminal blocks from other manufacturers with a tall marker groove

- The UCT3-TM ... UniCard labeling range includes markers for Wieland and Legrand terminal blocks
- Labeling service: Phoenix Contact can custom-label all UniCard markers in accordance with your requirements

**Notes:**

An overview of markable terminal blocks can be found on page 140 onwards.

[1]) For ordering example, see page 359.

PRINTED FOR YOU

**72 markers for a terminal block width of 5 mm**

PRINTED FOR YOU

**60 markers for a terminal block width of 6 mm**

### Technical data

| | | | |
|---|---|---|---|
| **General data** | | | |
| Can be printed with: | | THERMOMARK CARD PLUS • THERMOMARK CARD • BLUEMARK CLED • BLUEMARK LED | THERMOMARK CARD PLUS • THERMOMARK CARD • BLUEMARK CLED • BLUEMARK LED |
| Number of individual labels | | 72 | 60 |
| Number of individual labels per strip | | 12 | 10 |
| Material | | PC | PC |
| Inflammability class according to UL 94 | | V0 | V0 |
| Temperature range | [°C] | -40 ... 120 | -40 ... 120 |
| Wipe resistance | | DIN EN 61010-1 (VDE 0411-1) | DIN EN 61010-1 (VDE 0411-1) |
| Components | | free from silicone and halogen | free from silicone and halogen |

### Ordering data

| Description | Color | Type | Order No. | Pcs. / Pkt. | Type | Order No. | Pcs. / Pkt. |
|---|---|---|---|---|---|---|---|
| **UniCard,** for labeling terminal block brands from other companies | white | **UCT3-TM 5** | **0829251** | 10 | **UCT3-TM 6** | **0829252** | 10 |
| **UniCard,** for labeling terminal block brands from other companies, **labeled acc. to customer specifications**[1]) | white | **UCT3-TM 5 CUS** | **0829955** | 1 | **UCT3-TM 6 CUS** | **0829956** | 1 |

### Accessories

| | | | | | | | |
|---|---|---|---|---|---|---|---|
| **Magazine,** for THERMOMARK CARD ..., for accommodating: UCT3–TM … | | **THERMOMARK CARD-UCT-MAG6** | **5146616** | 1 | **THERMOMARK CARD-UCT-MAG6** | **5146616** | 1 |

## UniCard marking for terminal blocks from other manufacturers with a tall marker groove

- The UCT5-TM ... UniCard labeling range includes markers for Cabur terminal blocks
- The markers, which are supplied in uniform sheets, can be printed onto quickly, easily, and precisely using the THERMOMARK CARD and BLUEMARK CLED
- The multi-section marking strips are easy to fit and can be easily separated if required
- The markers support multiline labeling
- The sheets provide space for including function texts
- Labeling service: Phoenix Contact can custom-label all UniCard markers in accordance with your requirements

**Notes:**

An overview of markable terminal blocks can be found on page 140 onwards.

[1]) For ordering example, see page 359.

Can be printed with:

**Thermal transfer for sheets and cards**

**UV LED technology**

PRINTED FOR YOU

**66 markers for a terminal block width of 5 mm**

### Technical data

| | | |
|---|---|---|
| **General data** | | |
| Can be printed with: | | THERMOMARK CARD PLUS • THERMOMARK CARD • BLUEMARK CLED • BLUEMARK LED |
| Number of individual labels | | 66 |
| Number of individual labels per strip | | 11 |
| Material | | PC |
| Inflammability class according to UL 94 | | V0 |
| Temperature range | [°C] | -40 ... 120 |
| Wipe resistance | | DIN EN 61010-1 (VDE 0411-1) |
| Components | | free from silicone and halogen |

### Ordering data

| Description | Color | Type | Order No. | Pcs. / Pkt. |
|---|---|---|---|---|
| **UniCard,** for labeling terminal block brands from other companies | white | **UCT5-TM 5** | **0828750** | 10 |
| **UniCard,** for labeling terminal block brands from other companies, **labeled acc. to customer specifications**[1]) | white | **UCT5-TM 5 CUS** | **0829742** | 1 |

### Accessories

| | | | |
|---|---|---|---|
| **Magazine,** for THERMOMARK CARD ... for accommodating: UCT–TM ..., UCT1–TM ..., UCT5–TM ..., UCT–EM (5X10), UCT-EM (6X10) | **THERMOMARK CARD-UCT-MAG1** | **5146480** | 1 |

PRINTED FOR YOU

**54 markers for a terminal block width of 6 mm**

## Technical data

THERMOMARK CARD PLUS • THERMOMARK CARD • BLUEMARK CLED • BLUEMARK LED
54
9
PC
V0
-40 ... 120
DIN EN 61010-1 (VDE 0411-1)
free from silicone and halogen

## Ordering data

| Type | Order No. | Pcs. / Pkt. |
|---|---|---|
| **UCT5-TM 6** | **0828752** | 10 |
| **UCT5-TM 6 CUS** | **0829743** | 1 |

## Accessories

| | | |
|---|---|---|
| **THERMOMARK CARD-UCT-MAG1** | **5146480** | 1 |

N

## UniCard marking for terminal blocks from other manufacturers with a flat marker groove

- The UniCard UCT6M ... labeling range includes markers for ABB terminal blocks
- The markers, which are supplied in uniform sheets, can be marked quickly, precisely, and easily
- The multi-section marking strips are easy to fit and can be easily separated if required
- Labeling service: Phoenix Contact can custom-label all UniCard markers in accordance with your requirements

**Notes:**

An overview of markable terminal blocks can be found on page 140 onwards.

[1]) For ordering example, see page 359.

Can be printed with:

**Thermal transfer for sheets and cards**

**UV LED technology**

PRINTED FOR YOU

**72 markers for a terminal block width of 5.2 mm**

### Technical data

| General data | | |
|---|---|---|
| Can be printed with: | | THERMOMARK CARD PLUS • THERMOMARK CARD • BLUEMARK CLED • BLUEMARK LED |
| Number of individual labels | | 72 |
| Number of individual labels per strip | | 12 |
| Material | | PC |
| Inflammability class according to UL 94 | | V0 |
| Temperature range | [°C] | -40 ... 120 |
| Wipe resistance | | DIN EN 61010-1 (VDE 0411-1) |
| Components | | Free from silicone, halogen and cadmium |

### Ordering data

| Description | Color | Type | Order No. | Pcs. / Pkt. |
|---|---|---|---|---|
| **UniCard,** for labeling terminal block brands from other companies | white | **UCT6M-TM 5** | **0830756** | 10 |
| **UniCard,** for labeling terminal block brands from other companies, **labeled acc. to customer specifications**[1]) | white | **UCT6M-TM 5 CUS** | **0830762** | 1 |

### Accessories

| | | | |
|---|---|---|---|
| **Magazine,** for THERMOMARK CARD ... for accommodating: UCT–TM ..., UCT1–TM ..., UCT5–TM ..., UCT–EM (5X10), UCT-EM (6X10) | **THERMOMARK CARD-UCT-MAG1** | **5146480** | 1 |

N

PRINTED FOR YOU

**60 markers for a terminal block width of 6.2 mm**

## Technical data

THERMOMARK CARD PLUS • THERMOMARK CARD • BLUEMARK CLED • BLUEMARK LED
60
10
PC
V0
-40 ... 120
DIN EN 61010-1 (VDE 0411-1)
Free from silicone, halogen and cadmium

## Ordering data

| Type | Order No. | Pcs. / Pkt. |
|---|---|---|
| **UCT6M-TM 6** | **0830757** | 10 |
| **UCT6M-TM 6 CUS** | **0830763** | 1 |

## Accessories

| | | |
|---|---|---|
| **THERMOMARK CARD-UCT-MAG1** | **5146480** | 1 |

N

PRINTED FOR YOU

**42 markers for a terminal block width of 8.2 mm**

## Technical data

THERMOMARK CARD PLUS • THERMOMARK CARD • BLUEMARK CLED • BLUEMARK LED
42
7
PC
V0
-40 ... 120
DIN EN 61010-1 (VDE 0411-1)
Free from silicone, halogen and cadmium

## Ordering data

| Type | Order No. | Pcs. / Pkt. |
|---|---|---|
| **UCT6M-TM 8** | **0830758** | 10 |
| **UCT6M-TM 8 CUS** | **0830764** | 1 |

## Accessories

| | | |
|---|---|---|
| **THERMOMARK CARD-UCT-MAG1** | **5146480** | 1 |

N

## UniCard marking for terminal blocks from other manufacturers with a tall marker groove

– The UniCard UCT6R-TM ... labeling range includes markers for ABB terminal blocks
– The markers, which are supplied in uniform sheets, can be marked quickly, precisely, and easily
– The multi-section marking strips are easy to fit and can be easily separated if required
– Labeling service: Phoenix Contact can custom-label all UniCard markers in accordance with your requirements

**Notes:**

An overview of markable terminal blocks can be found on page 140 onwards.

[1]) For ordering example, see page 359.

Can be printed with:

**Thermal transfer for sheets and cards**

**UV LED technology**

PRINTED FOR YOU

**72 markers for a terminal block width of 5.2 mm**

### Technical data

| | | |
|---|---|---|
| **General data** | | |
| Can be printed with: | | THERMOMARK CARD PLUS • THERMOMARK CARD • BLUEMARK CLED • BLUEMARK LED |
| Number of individual labels | | 72 |
| Number of individual labels per strip | | 12 |
| Material | | PC |
| Inflammability class according to UL 94 | | V0 |
| Temperature range | [°C] | -40 ... 120 |
| Wipe resistance | | DIN EN 61010-1 (VDE 0411-1) |
| Components | | Free from silicone, halogen and cadmium |

### Ordering data

| Description | Color | Type | Order No. | Pcs. / Pkt. |
|---|---|---|---|---|
| **UniCard,** for labeling terminal block brands from other companies | white | **UCT6R-TM 5** | **0830753** | 10 |
| **UniCard,** for labeling terminal block brands from other companies, **labeled acc. to customer specifications**[1]) | white | **UCT6R-TM 5 CUS** | **0830759** | 1 |

### Accessories

| | | | |
|---|---|---|---|
| **Magazine,** for THERMOMARK CARD ... for accommodating: UCT–TM ..., UCT1–TM ..., UCT5–TM ..., UCT–EM (5X10), UCT-EM (6X10) | **THERMOMARK CARD-UCT-MAG1** | **5146480** | 1 |

N

PRINTED FOR YOU

**60 markers for a terminal block width of 6.2 mm**

## Technical data

THERMOMARK CARD PLUS • THERMOMARK CARD • BLUEMARK CLED • BLUEMARK LED
60
10
PC
V0
-40 ... 120
DIN EN 61010-1 (VDE 0411-1)
Free from silicone, halogen and cadmium

## Ordering data

| Type | Order No. | Pcs. / Pkt. |
|---|---|---|
| **UCT6R-TM 6** | **0830754** | 10 |
| **UCT6R-TM 6 CUS** | **0830760** | 1 |

## Accessories

| | | |
|---|---|---|
| **THERMOMARK CARD-UCT-MAG1** | **5146480** | 1 |

N

PRINTED FOR YOU

**42 markers for a terminal block width of 8.2 mm**

## Technical data

THERMOMARK CARD PLUS • THERMOMARK CARD • BLUEMARK CLED • BLUEMARK LED
42
7
PC
V0
-40 ... 120
DIN EN 61010-1 (VDE 0411-1)
Free from silicone, halogen and cadmium

## Ordering data

| Type | Order No. | Pcs. / Pkt. |
|---|---|---|
| **UCT6R-TM 8** | **0830755** | 10 |
| **UCT6R-TM 8 CUS** | **0830761** | 1 |

## Accessories

| | | |
|---|---|---|
| **THERMOMARK CARD-UCT-MAG1** | **5146480** | 1 |

## UniSheet marking for terminal blocks from other manufacturers

- The US2-TM 100 UniSheet markers are suitable for Wago terminal blocks
- The markers, which are supplied as uniform cards, can be printed onto quickly, easily, and cost-effectively using the THERMOMARK CARD
- The perforated marking strips are easy to separate and can be easily fitted
- The cards provide space for including function texts
- Labeling service: Phoenix Contact can custom-label all UniSheet markers in accordance with your requirements

| Notes: |
|---|
| An overview of markable terminal blocks can be found on page 140 onwards. |
| [1]) For ordering example, see page 359. |

Can be printed with:

**Thermal transfer for sheets and cards**

PRINTED FOR YOU

**12 strips with a strip width of 104 mm**

### Technical data

| General data | | |
|---|---|---|
| Can be printed with: | | THERMOMARK CARD PLUS • THERMOMARK CARD |
| Number of individual labels | | 12 |
| Number of individual labels per strip | | 1 |
| Material | | PVC |
| Inflammability class according to UL 94 | | V0 |
| Temperature range | [°C] | -30 ... 70 |
| Wipe resistance | | DIN EN 61010-1 (VDE 0411-1) |
| Components | | Silicone-free |

### Ordering data

| Description | Color | Type | Order No. | Pcs. / Pkt. |
|---|---|---|---|---|
| **UniSheet,** for labeling terminal blocks from other manufacturers with a Wago TopJob S terminal block groove, strip length of 104 mm | white | **US2-TM 100** | **0829268** | 10 |
| **UniSheet,** for labeling terminal blocks from other manufacturers with a Wago TopJop S terminal block groove, **labeled acc. to customer specifications,** strip length of 104 mm[1]) | white | **US2-TM 100 CUS** | **0829950** | 1 |

### Accessories

| | | | |
|---|---|---|---|
| **Magazine,** for THERMOMARK CARD..., for accommodating all US–... materials | **THERMOMARK CARD-US-MAG1** | **5146451** | 1 |

N

## Marker strips, continuous, for terminal blocks from other manufacturers

- The TMT2 . . . markers are suitable for Wago terminal blocks
- The marker strips are automatically perforated and cut to the desired length
- The markers in the form of continuous rolls can be printed quickly, easily, and precisely with the THERMOMARK ROLL... printers

**Notes:**

An overview of markable terminal blocks can be found on page 140 onwards.

[1]) For ordering example, see page 359.

Can be printed with:

**Thermal transfer for rolls**

PRINTED FOR YOU

**Marker with strip height of 11 mm, continuous**

### Technical data

| | | |
|---|---|---|
| **General data** | | |
| Can be printed with: | | THERMOMARK ROLL • THERMOMARK ROLL X1 • THERMOMARK X1.1 • THERMOMARK X1.2 • THERMOMARK S1.1 |
| Number of individual labels | | 1 |
| Number of individual labels per strip | | 1 |
| Material | | Polyester |
| Inflammability class according to UL 94 | | V0 |
| Temperature range | [°C] | -40 ... 120 |
| Wipe resistance | | DIN EN 61010-1 (VDE 0411-1) |
| Components | | free from silicone and halogen |

### Ordering data

| Description | Color | Type | Order No. | Pcs. / Pkt. |
|---|---|---|---|---|
| **UniSheet,** for marking terminal blocks from other manufacturers with a Wago TopJob S terminal block groove, strip height of 11 mm, continuous | white | **TMT2 (EX11)R** | **0802683** | 1 |
| **UniSheet,** for marking terminal blocks from other manufacturers with a Wago TopJob S terminal block groove, **labeled according to customer specifications,** strip height of 11 mm, continuous[1]) | white | **TMT2 (EX11)R CUS** | **0830811** | 1 |

## Terminal marking for Weidmüller

| | | UC1U-TM 5 | UC1-TM 5 | UC1-TM 6 | UC1-TM 8 | UCT1-TM 5 | UCT1-TM 6 | UC1-TMF 4 | UC1-TMF 5 | UC1-TMF 6 | UC1-TMF 8 | UCT1-TMF 5 | UCT1-TMF 6 |
|---|---|---|---|---|---|---|---|---|---|---|---|---|---|
| **UniCard, white** | | 0821302 | 0821784 | 0821247 | 0821739 | 0829482 | 0829483 | 0821360 | 0821425 | 0821483 | 0821548 | 0829237 | 0829243 |
| | Pitch | 5 | 5 | 6 | 8 | 5 | 6 | 4 | 5 | 6 | 8 | 5 | 6 |
| **Screw connection terminal blocks** | | | | | | | | | | | | | |
| AKZ 1,5/AKZ 2,5 | 5 | | | | | | | | | | | | |
| AKZ 4/AKE 4 | 6 | | | | | | | | | | | | |
| DLD(A)2,5.../MAK 2,5/VLI 2,5 | 6 | | | | | | | | | | | | |
| SAK 10/16/35/95// EK 10/16/35 | 5 | | | | | | | | | | | | |
| SAK 2,5/4//EK 2,5/4 | 6 | | | | | | | | | | | | |
| SAKS.../SAK 6//EK 6 | 8 | | | | | | | | | | | | |
| WDK 2,5/4... | 5 | | | | | | | | | | | | |
| WDL 2,5... | 6 | | | | | | | | | | | | |
| WDT... | 5 | | | | | | | | | | | | |
| WDU (WPE) 1,5/2,5... | 5 | | | | | | | | | | | | |
| WDU (WPE) 4... | 6 | | | | | | | | | | | | |
| WDU (WPE) 6-240... | 8 | | | | | | | | | | | | |
| WF... | 8 | | | | | | | | | | | | |
| WFF... | 6 | | | | | | | | | | | | |
| WNT 2,5 | 5 | | | | | | | | | | | | |
| WNT 4 | 6 | | | | | | | | | | | | |
| WNT 6-WNT 70N | 8 | | | | | | | | | | | | |
| WSI 4 | 6 | | | | | | | | | | | | |
| WSI 6 | 6 | | | | | | | | | | | | |
| WTL 4/6 | 6 | | | | | | | | | | | | |
| WTR 2,5... | 5 | | | | | | | | | | | | |
| WTR 4... | 6 | | | | | | | | | | | | |

The pitch of the terminal block corresponds to the width of the label

The pitch of the terminal block is greater than the width of the label

| | | UC1U-TM 5 | UC1-TM 5 | UC1-TM 6 | UC1-TM 8 | UCT1-TM 5 | UCT1-TM 6 | UC1-TMF 4 | UC1-TMF 5 | UC1-TMF 6 | UC1-TMF 8 | UCT1-TMF 5 | UCT1-TMF 6 |
|---|---|---|---|---|---|---|---|---|---|---|---|---|---|
| **UniCard, white** | | 0821302 | 0821784 | 0821247 | 0821739 | 0829482 | 0829483 | 0821360 | 0821425 | 0821483 | 0821548 | 0829237 | 0829243 |
| | Pitch | 5 | 5 | 6 | 8 | 5 | 6 | 4 | 5 | 6 | 8 | 5 | 6 |
| **Spring-cage connection terminal blocks** | | | | | | | | | | | | | |
| ZDK 2,5 (PE)…/ZDLD 2,5…/ZMAK 2,5 | 5 | | | | | | | | | | | | |
| ZDK 4 (PE)… | 6 | | | | | | | | | | | | |
| ZDK 6/S | 8 | | | | | | | | | | | | |
| ZDL 2,5/S…/ZDL 4/S… | 5 | | | | | | | | | | | | |
| ZDT 2,5 (PE)…/ZT (PE) 2,5…/ZP 2,5… | 5 | | | | | | | | | | | | |
| ZDU (ZPE) 10…- ZDU (ZPE) 35/ZEI 16… | 5 | | | | | | | | | | | | |
| ZDU (ZPE) 2,5… | 5 | | | | | | | | | | | | |
| ZDU (ZPE) 4… | 6 | | | | | | | | | | | | |
| ZDU (ZPE) 6…/ZEI 6 | 8 | | | | | | | | | | | | |
| ZNT 2,5/10/16/35… | 5 | | | | | | | | | | | | |
| ZNT 4 | 6 | | | | | | | | | | | | |
| ZNT 6 | 8 | | | | | | | | | | | | |
| ZPV 1,5…/ZIA 1,5…/ZVL 1,5… | 5 | | | | | | | | | | | | |
| ZSI 2,5…/ZSI 6… | 5 | | | | | | | | | | | | |
| ZSI 6-2/FC | 6 | | | | | | | | | | | | |
| ZT (PE) 4…/ZP 4… | 6 | | | | | | | | | | | | |
| ZTD 6/ZTL 6 | 6 | | | | | | | | | | | | |
| ZTR 2,5…/ZDTR 2,5…/ZDL 2,5… | 5 | | | | | | | | | | | | |
| **IDC terminal blocks** | | | | | | | | | | | | | |
| IDU (IPE 1,5) N…/ITR 1,5 N…/IDK 1,5 N(PE)… | 5 | | | | | | | | | | | | |
| IDU (IPE) 2,5 N…/ITR 2,5 N… | 6 | | | | | | | | | | | | |
| IT 1,5…/IEK 1,5 N (PE)…/ IAK 1,5 N…/IIK 1,5 N… | 5 | | | | | | | | | | | | |
| **Push-in connection terminal blocks** | | | | | | | | | | | | | |
| PDL 4… | 5 | | | | | | | | | | | | |
| PDU (PPE) 2,5/4…/PDK 2,5/4 (PE)… | 5 | | | | | | | | | | | | |
| PDU (PPE) 6/10…/ PDU (PPE) 16…/PEI 16… | 8 | | | | | | | | | | | | |
| PNT 2,5/4 | 5 | | | | | | | | | | | | |
| PNT 6/10/16 | 8 | | | | | | | | | | | | |

## Terminal marking for Wieland

| | | UC3-TM 5 | UC3-TM 6 | UC3-TM 8 | UCT3-TM 5 | UCT3-TM 6 |
|---|---|---|---|---|---|---|
| **UniCard, white** | | 0822369 | 0822385 | 0822408 | 0829251 | 0829252 |
| | Pitch | 5 | 6 | 8 | 5 | 6 |
| **Screw connection terminal blocks** | | | | | | |
| 9700 A/5... | 5 | | | | | |
| 9700 A/6... | 6 | | | | | |
| 9700 A/8... | 8 | | | | | |
| 9700 A/10... | 10 | | | | | |
| 9700 A/12... | 12 | | | | | |
| 9700 A/16... | 16 | | | | | |
| 9700 A/6 ETK... | 6 | | | | | |
| 9700 A/8 ETK... | 8 | | | | | |
| 9700 A/10 ETK... | 10 | | | | | |
| WK(M) 2,5... | 5 | | | | | |
| WK 4..., WKI 4..., WKM 4... | 6 | | | | | |
| WK 6... | 8 | | | | | |
| WKN 10..., WKI 10... | 10 | | | | | |
| WKN 16..., WKI 16... | 12 | | | | | |
| WKN 35..., WKI 35... | 16 | | | | | |
| WKN 70... | 24 | | | | | |
| WKN 70... | 28 | | | | | |
| 9785 U/..., 9786 U/... | 12 | | | | | |

The pitch of the terminal block corresponds to the width of the label

The pitch of the terminal block is greater than the width of the label

| | | UC-TM 4 | UC-TMF 4 | UCT-TM 4 | UCT-TMF 4 | UC3-TM 5 | UC3-TM 6 | UC3-TM 8 | UCT3-TM 5 | UCT3-TM 6 | US-TMF 100 |
|---|---|---|---|---|---|---|---|---|---|---|---|
| **UniCard, white** | | 0818111 | 0818166 | 0828732 | 0828742 | 0822369 | 0822385 | 0822408 | 0829251 | 0829252 | 0829260 |
| | Pitch | 4 | 4 | 4 | 4 | 5 | 6 | 8 | 5 | 6 | |
| **Spring-cage connection terminal blocks** | | | | | | | | | | | |
| WKF 1,5... | 4 | | | | | | | | | | |
| WKF 1,5 KOI..., WKF 1,5 KOA... | 5 | | | | | | | | | | |
| WK(I)F 2,5..., WKFN 2,5... | 5 | | | | | | | | | | |
| WKF 4..., WKFN 4... | 6 | | | | | | | | | | |
| WKF 6... | 8 | | | | | | | | | | |
| WKF 10... | 10 | | | | | | | | | | |
| WK(I)F 16... | 12 | | | | | | | | | | |
| WKF 35... | 16 | | | | | | | | | | |
| **Fast connection terminal blocks** | | | | | | | | | | | |
| WKC 1... | 5 | | | | | | | | | | |
| WKC 2,5... | 6 | | | | | | | | | | |
| WKF 16...WKC | 12 | | | | | | | | | | |

## Terminal marking for CONTA-CLIP

| | | UC1-TM 5 | UC1-TM 6 | UC1-TM 8 | UCT1-TM 5 | UCT1-TM 6 | UC1-TMF 4 | UC1-TMF 5 | UC1-TMF 6 | UC1-TMF 8 | UCT1-TMF 5 | UCT1-TMF 6 |
|---|---|---|---|---|---|---|---|---|---|---|---|---|
| **UniCard, white** | | 0821784 | 0821247 | 0821739 | 0829482 | 0829483 | 0821360 | 0821425 | 0821483 | 0821548 | 0829237 | 0829243 |
| | Pitch | 5 | 6 | 8 | 5 | 6 | 4 | 5 | 6 | 8 | 5 | 6 |
| **Spring-cage connection terminal blocks** | | | | | | | | | | | | |
| Z(S)RK 2,5..., ZSL 2,5... | 5 | | | | | | | | | | | |
| ZRK 4..., ZSL 4... | 6 | | | | | | | | | | | |
| ZRK (ZSL) 6..., ZRK (ZSL) 10..., ZRK (ZSL) 16... | 8 | | | | | | | | | | | |
| ZRKD 2,5..., ZSLD 2,5... | 5 | | | | | | | | | | | |
| ZIKD 2,5..., ZVMAK 2,5... | 5 | | | | | | | | | | | |
| ZTRK 2,5... | 5 | | | | | | | | | | | |
| ZIZA 1,5... | 5 | | | | | | | | | | | |
| ZS... | 5 | | | | | | | | | | | |
| **Push-in connection terminal blocks** | | | | | | | | | | | | |
| FRK 1,5.../FSL 1,5... | 4 | | | | | | | | | | | |
| FRK 2,5.../FSL 2,5... | 5 | | | | | | | | | | | |
| FRK 4.../FSL 2,5... | 6 | | | | | | | | | | | |
| FRKD 2,5.../FSLD 2,5... | 5 | | | | | | | | | | | |
| FDLIS 2,5... | 5 | | | | | | | | | | | |
| FTRK 2,5... | 5 | | | | | | | | | | | |
| HSK... | 8 | | | | | | | | | | | |

The pitch of the terminal block corresponds to the width of the label

The pitch of the terminal block is greater than the width of the label

| | | UC1-TM 5 | UC1-TM 6 | UC1-TM 8 | UCT1-TM 5 | UCT1-TM 6 | UC1-TMF 4 | UC1-TMF 5 | UC1-TMF 6 | UC1-TMF 8 | UCT1-TMF 5 | UCT1-TMF 6 |
|---|---|---|---|---|---|---|---|---|---|---|---|---|
| **UniCard, white** | | 0821784 | 0821247 | 0821739 | 0829482 | 0829483 | 0821360 | 0821425 | 0821483 | 0821548 | 0829237 | 0829243 |
| | Pitch | 5 | 6 | 8 | 5 | 6 | 4 | 5 | 6 | 8 | 5 | 6 |
| **Screw connection terminal blocks** | | | | | | | | | | | | |
| RK 1,5-4... | 6 | | | | | | | | | | | |
| RK 2,5... | 5 | | | | | | | | | | | |
| RK 2,5-4... | 6 | | | | | | | | | | | |
| RK 6-10.../16.../35... | 8 | | | | | | | | | | | |
| RK 50...-RK 240... | 8 | | | | | | | | | | | |
| SL... | 5 | | | | | | | | | | | |
| RKD 2,5... | 5 | | | | | | | | | | | |
| RKD 4... | 6 | | | | | | | | | | | |
| DLI 2,5..., VMAK 2,5... | 6 | | | | | | | | | | | |
| IK (D) 2,5... | 5 | | | | | | | | | | | |
| TRK 1,5... | 5 | | | | | | | | | | | |
| TK.../STK... | 8 | | | | | | | | | | | |
| PTK... | 8 | | | | | | | | | | | |
| SIK 10... | 8 | | | | | | | | | | | |
| STK... | 6 | | | | | | | | | | | |
| SK... | 8 | | | | | | | | | | | |
| TSK 2,5 | 5 | | | | | | | | | | | |
| FF.../SF... | 6 | | | | | | | | | | | |
| DLIS.../DLI... | 6 | | | | | | | | | | | |
| NT... | 6 | | | | | | | | | | | |
| RKA 2,5... | 5 | | | | | | | | | | | |
| RKA 4... | 6 | | | | | | | | | | | |
| RKA 10... | 8 | | | | | | | | | | | |
| RKB 4... | 5 | | | | | | | | | | | |
| KBL 2,5... | 5 | | | | | | | | | | | |
| KBL 2,5-4... | 6 | | | | | | | | | | | |
| KBL 6-10... | 8 | | | | | | | | | | | |

## Terminal marking for ABB (entrelec)

| | | UCT6M-TM 5 | UCT6M-TM 6 | UCT6M-TM 8 |
|---|---|---|---|---|
| **UniCard, white** | | 0830756 | 0830757 | 0830758 |
| | Pitch | 5 | 6 | 8 |
| **SNK series** | | | | |
| ZS4... | 5.2 | | | |
| ZS6... | 6 | | | |
| ZS10... | 8 | | | |
| ZS16... | 10 | | | |
| ZS35... | 16 | | | |
| ZS70... | 22 | | | |
| ZS95... | 26 | | | |
| ZS4-S-R... | 6 | | | |
| ZS4-S-R3... | 8 | | | |
| ZS4-S-T2-R... | 6 | | | |
| ZS4-SP-R... | 6 | | | |
| ZS4-SP-T2-R... | 6 | | | |
| ZS4-SF... | 6 | | | |
| ZS4-SF1... | 8 | | | |
| BAM3 | 10 | | | |
| CS-R1 | 3 | | | |
| TC5... | 5.2 | | | |
| PG5... | 5.2 | | | |

The pitch of the terminal block corresponds to the width of the label

The pitch of the terminal block is greater than the width of the label

| | | UC2F-TM 5<br>UCT6R-TM 5 | UC2F-TM 6<br>UCT6R-TM 6 | UC2F-TM 8<br>UCT6R-TM 8 | UC1-TMF 4 | UC1-TMF 5 | UC1-TMF 6 |
|---|---|---|---|---|---|---|---|
| **UniCard, white** | | 0822187<br>0830753 | 0822194<br>0830754 | 0822204<br>0830755 | 0821360 | 0821425 | 0821483 |
| | Pitch | 5 | 6 | 8 | 4 | 5 | 6 |
| **Screw connection terminal blocks** | | | | | | | |
| M(A) 2,5/5... | 5 | | | | | | |
| M 4/6... | 6 | | | | | | |
| M 6/8 | 8 | | | | | | |
| M 10/10, M 16/12, M 35/16, M 70/22, M 95/22 | 8 | | | | | | |
| D 150/31..., D 240/36... | 8 | | | | | | |
| D 4/6 NTLP | 6 | | | | | | |
| MA 2,5/5.NT | 5 | | | | | | |
| M 4/6.NT | 6 | | | | | | |
| M 6/8.NT | 8 | | | | | | |
| M 10/10.NT, M 16/12.NT, M 35/16. | 8 | | | | | | |
| **Spring-cage connection terminal blocks** | | | | | | | |
| D 1,5/4... 2 L, D 1,5/4.../4 L | 4 | | | | | | |
| D 2,5/5... 2 L, D 2,5/5... 3 L, D 2,5/5... 4 L | 5 | | | | | | |
| D 4/6... 2 L, D 4/6... 3 L, D 4/6... 4 L | 6 | | | | | | |
| D 6/8... 2 L | 8 | | | | | | |
| D 10/10... 2 L, D 16/12... 2 L, D 35/16... 2 L | 8 | | | | | | |
| D 2,5/5.NT.L | 5 | | | | | | |
| D 4/6.NT.L | 6 | | | | | | |
| D 6/8.NL.L | 8 | | | | | | |
| D 10/10.NZ.L., D 16/12.NT.L, D 35/16NT.L. | 8 | | | | | | |
| D 2,5/5.N... | 5 | | | | | | |
| **IDC terminal blocks** | | | | | | | |
| D 1,5... ADO | 5 | | | | | | |
| D 1,5/6... ADO | 6 | | | | | | |
| D 2,5/8... ADO, D 4/8... ADO | 8 | | | | | | |
| D 1,5/6.NT.ADO | 6 | | | | | | |
| D 2,5/8.NT.ADO | 8 | | | | | | |
| D 2,5/5... ADO | 5 | | | | | | |
| D 4/6... ADO | 6 | | | | | | |
| D 6/8... ADO, D 6/8.ADO3 | 8 | | | | | | |

## Terminal marking for Wago

| | | UC2-TM 4 | UC2-TM 5 | UC2-TM 6 | UC2-TM 8 | UCT2-TM 5/6 | UC1-TMF 4 | UC1-TMF 5 | UC1-TMF 6 | UC1-TMF 8 | US2-TM 100/ TMT 2 |
|---|---|---|---|---|---|---|---|---|---|---|---|
| **UniCard, white** | | 0821713 | 0821690 | 0821674 | 0821755 | 0829249 | 0821360 | 0821425 | 0821483 | 0821548 | 0829268/ 0802683 |
| | Pitch | 4 | 5 | 6 | 8 | 5/6 | 4 | 5 | 6 | 8 | |
| **Spring-cage connection terminal blocks** | | | | | | | | | | | |
| 2001... | 4 | ■ | | | | | ■ | | | | ■ |
| 2002..., 2003... | 5 | ▒ | ▒ | | | ■ | ▒ | ■ | | | ■ |
| 2004..., 2005..., 2006... | 6 | ▒ | ▒ | ■ | | ■ | ▒ | ▒ | ■ | | ■ |
| 2010..., 2016... | 8 | ▒ | ▒ | ▒ | ■ | | ▒ | ▒ | ▒ | ■ | ■ |
| 261..., 264... | 6 | | | | | | ▒ | ▒ | ■ | | |
| 270... | 5 | | | | | | ▒ | ■ | | | |
| 279... | 4 | ■ | | | | | | | | | |
| 280... | 5 | ▒ | ■ | | | | | | | | |
| 280-8... | 5 | | | | | | ▒ | ■ | | | |
| 281... | 6 | ▒ | ▒ | ■ | | | | | | | |
| 282..., 283..., 284..., 285... | 8 | ▒ | ▒ | ▒ | ■ | | | | | | |
| 290... | 5 | ▒ | ■ | | | | | | | | |
| 727... | 6 | ▒ | ▒ | ■ | | | | | | | |
| 769... | 5 | | | | | | ▒ | ■ | | | |
| 775..., 776..., 777... | 6 | ▒ | ▒ | ■ | | | | | | | |
| 780... | 5 | ▒ | ■ | | | | | | | | |
| 781... | 6 | ▒ | ▒ | ■ | | | | | | | |
| 782..., 783..., 784..., 785... | 8 | ▒ | ▒ | ▒ | ■ | | | | | | |
| 869..., 870..., 880... | 5 | ▒ | ■ | | | | ▒ | ■ | | | |

■ The pitch of the terminal block corresponds to the width of the label

▒ The pitch of the terminal block is greater than the width of the label

## Terminal marking for Cabur

| UniCard, white | | UCT5-TM 5 | UCT5-TM 6 |
|---|---|---|---|
| | | 0828750 | 0828752 |
| | Pitch | 5 | 6 |
| **Screw connection terminal blocks** | | | |
| CBD.2 | 5.5 | ■ | |
| CBD.4 | 6.5 | ■ | ■ |
| CBD.6 | 8 | ■ | ■ |
| CBD.10 | 10 | ■ | ■ |
| CBD.16 | 12 | ■ | ■ |
| CBD.35 | 16 | ■ | ■ |
| CBD.50 | 18 | ■ | ■ |
| CBD.70 | 20.5 | ■ | ■ |
| AFO.2/1+2, AFO.2/2+2 | 6.5 | ■ | ■ |
| CBC.2 | 5 | ■ | |
| CBC.4 | 6 | ■ | ■ |
| CBC.6 | 8 | ■ | ■ |
| CBC.16 | 12 | ■ | ■ |
| CBC.35 | 16 | ■ | ■ |
| GPA.70 | 20.5 | ■ | ■ |
| GPA.95 | 26 | ■ | ■ |
| GPA.150 | 31 | ■ | ■ |
| GPA.240 | 37 | ■ | ■ |
| TE.6 | 8 | ■ | ■ |
| TE.10 | 10 | ■ | ■ |
| TE.16 | 12 | ■ | ■ |
| TE.35 | 16 | ■ | ■ |
| TED.4 | 6.5 | ■ | ■ |
| TEO.2 | 5.5 | ■ | |
| TEO.4 | 6.5 | ■ | ■ |
| TEC.6 | 8 | ■ | ■ |
| TEC.10 | 10 | ■ | ■ |
| TEC.16 | 12 | ■ | ■ |
| TEC.35 | 16 | ■ | ■ |
| TEC.70 | 20.5 | ■ | ■ |
| CBE.2, CBR.2, CVF.2 | 5 | ■ | |
| CVF.4, DAS.4 | 6 | ■ | ■ |
| DBC.2 | 5 | ■ | |

| UniCard, white | | UCT5-TM 5 | UCT5-TM 6 |
|---|---|---|---|
| | | 0828750 | 0828752 |
| | Pitch | 5 | 6 |
| **Screw connection terminal blocks** | | | |
| DSFA.4, DSS.4 | 6 | ■ | ■ |
| EDM.2, TC/DIN, TC/PO | 5.5 | ■ | |
| EDM.4, FDP.2, FFS.4, FVS.4 | 6.5 | ■ | ■ |
| EDM.6 | 8 | ■ | ■ |
| EDM.10, SFR.6 | 10 | ■ | ■ |
| EDM.16, FPC.10, FPL.10 | 12 | ■ | ■ |
| EDM.25 | 16 | ■ | ■ |
| EDM.35 | 18.5 | ■ | ■ |
| EDM.70 | 21 | ■ | ■ |
| MPFA.4, MPS.4, RP.4 | 6 | ■ | ■ |
| MPS.2/SV, MPS.2/SW, MPS.2/SWP | 5.5 | ■ | |
| PDF.2, SCB.4 | 6.5 | ■ | ■ |
| RN.2, TR.2 | 5 | ■ | |
| TR.4 | 7.3 | ■ | ■ |
| SCB.6, SFO.4, SFR.4, SV.6 | 8 | ■ | ■ |
| SV.2 | 5.5 | ■ | |
| SV.4 | 7 | ■ | ■ |
| SV.10 | 10.5 | ■ | ■ |
| TDE.2, TLD.2, TLE.2, TLS.2 | 6.2 | ■ | ■ |
| VPC.2, VPD.2 | 5.08 | ■ | |
| **Spring-cage connection terminal blocks** | | | |
| HCD.1 | 5.08 | ■ | |
| **Push-in connection terminal blocks** | | | |
| NCS, NCV | 6.2 | ■ | ■ |

■ The pitch of the terminal block corresponds to the width of the label

■ The pitch of the terminal block is greater than the width of the label

## Terminal marking for Klemsan

| | | UC1U-TM 5 | UC1-TM 5 | UC1-TM 6 | UC1-TM 8 | UCT1-TM 5 | UCT1-TM 6 | UC1-TMF 4 | UC1-TMF 5 | UC1-TMF 6 | UC1-TMF 8 | UCT1-TMF 5 | UCT1-TMF 6 |
|---|---|---|---|---|---|---|---|---|---|---|---|---|---|
| **UniCard, white** | | 0821302 | 0821784 | 0821247 | 0821739 | 0829482 | 0829483 | 0821360 | 0821425 | 0821483 | 0821548 | 0829237 | 0829243 |
| | Pitch | 5 | 5 | 6 | 8 | 5 | 6 | 4 | 5 | 6 | 8 | 5 | 6 |
| **Screw connection terminal blocks** | | | | | | | | | | | | | |
| AVK 2,5/PEK 2,5 K/WGT 2,5 | 5 | | | | | | | | | | | | |
| AVK 4.../AVK 2,5/4T/PEK 2,5/PEK 4/WGT 4 | 6 | | | | | | | | | | | | |
| AVK 6-240/ PEK 6-35 | 8 | | | | | | | | | | | | |
| AVK 6/10T-16/35T// WGT, 6/WGT 10 | 8 | | | | | | | | | | | | |
| PIK 2,5... | 5 | | | | | | | | | | | | |
| PIK 4... | 6 | | | | | | | | | | | | |
| PIK 3... | 6 | | | | | | | | | | | | |
| ASK 2 | 8 | | | | | | | | | | | | |
| ASK 3 | 6 | | | | | | | | | | | | |
| ASK 4/AVK 4 FS | 8 | | | | | | | | | | | | |
| ASK 4S/ASK 4 LD | 6 | | | | | | | | | | | | |
| WGO... | 8 | | | | | | | | | | | | |
| AYK 4... | 6 | | | | | | | | | | | | |
| AYK 10... | 8 | | | | | | | | | | | | |
| MVK 2,5 (T) | 5 | | | | | | | | | | | | |
| MVK 4 (T) | 6 | | | | | | | | | | | | |
| **Spring-cage connection terminal blocks** | | | | | | | | | | | | | |
| YBK 2,5 (T) | 5 | | | | | | | | | | | | |
| YBK 4 (T) | 6 | | | | | | | | | | | | |
| YBK 6 (T) YBK 10 (T) | 8 | | | | | | | | | | | | |
| MYK 2,5 (T)...//MYP-PK 2,5... | 5 | | | | | | | | | | | | |
| YBK 2,5 F.../YBK 3... | 5 | | | | | | | | | | | | |
| YBK 4... | 6 | | | | | | | | | | | | |
| YBK S.../YBK I... | 8 | | | | | | | | | | | | |
| YBK 2,5 A.../YBK 2,5 E.../YB K 2,5C... | 5 | | | | | | | | | | | | |
| PCY 2,5... | 5 | | | | | | | | | | | | |

The pitch of the terminal block corresponds to the width of the label

The pitch of the terminal block is greater than the width of the label

## Terminal marking for Legrand

| | | UC3-TM 5 | UC3-TM 6 | UC3-TM 8 |
|---|---|---|---|---|
| **UniCard, white** | | 0822369 | 0822385 | 0822408 |
| | Pitch | 5 | 6 | 8 |
| **Screw connection terminal blocks, Viking 2** | | | | |
| 39060 | 5 | | | |
| 39061-39068 | 6 | | | |
| 39070 | 6 | | | |
| 39077 | 5 | | | |
| 39078, 39080, 39082 | 6 | | | |
| 39084, 39085 | 6 | | | |
| 39300 | 5 | | | |
| 39301-39305 | 6 | | | |
| 39307 | 6 | | | |
| 39370 | 5 | | | |
| 39371, 39372, 39374 | 6 | | | |
| 39376, 39378 | 6 | | | |
| **Spring-cage connection terminal blocks, Viking 3** | | | | |
| 39601, 39602 | 5 | | | |
| 39604 | 6 | | | |
| 39605 | 8 | | | |
| 39606, 39607 | 8 | | | |
| 39608 | 6 | | | |
| 39627 | 5 | | | |
| 39628, 39636 | 6 | | | |
| 39611, 39612 | 5 | | | |
| 39614 | 6 | | | |
| 39615 | 8 | | | |
| 39616, 39617 | 8 | | | |
| 39618, 39646 | 6 | | | |
| 39621 | 5 | | | |
| 39624 | 6 | | | |
| 39625 | 8 | | | |
| 39626, 39629 | 8 | | | |
| 39622 | 5 | | | |
| 39630, 39666 | 6 | | | |


-W 34/X
-X23:27
-X1:1.1
-X23:12
S1-21/2
-X23: 128
-X23: 128
-X23: 129
-X23: 129
-X23: 130
-X23: 130
-X23: 131
-X23: 131
-X23: 126
-X23: 126
-X23: 127
-X23: 127

# Conductor and cable marking - MARKING system

Clear and permanent marking of all conductors and cables considerably improves transparency in control cabinets and switchgear. It makes assembly and maintenance work easier and assists in rectifying faults.

Phoenix Contact conductor and cable markers provide the ideal marking option for any application. Just select an assembly method. The markers can be threaded on, clipped on, adhered in place or secured with cable binders.

**Product range overview**


**Conductor and cable marking** 154

**Overview of conductor markers and cable markers** 156
The right marking solution for every diameter

**WMTB AL… aluminum conductor and cable marking** 161

**UniCard UC-WM... and UCT-WM... conductor and cable marking**
Clip-on and slide-on markers, for insertion into marking collars, for assembly with cable binders, for threading 162

**UniSheet US-WM... conductor and cable marking**
Markers for insertion into marking collars, for assembly with cable binders, adhesive markers for wrapping around 188

**WM... conductor and cable marking supplied in rolls**
Adhesive markers for wrapping around or as flags 193

**WMS… shrink sleeves supplied in rolls** 200

**EMT and WMT... conductor and cable marking supplied in rolls**
Markers for insertion into marking collars, for threading, for assembly with cable binders 208

**KMK… cable markers for assembly with cable binders** 214

**Cable markers for carrier assembly**
Markers made of plastic and stainless steel 221

**PATG… and PATO… marking collars** 224

**Ordering example for labeling service - printed for you** 359




Far from being a luxury, standard-compliant and permanent conductor markings are actually a mark of quality demanded by customers in respect of modern high-quality capital goods. Phoenix Contact conductor and cable marking systems provide ideal marking options for any user, whether they intend to thread, slide, clip or stick the markers on or attach them with cable binders.

Depending on the material, the following printers can be used for the individual labeling of conductor and cable markers:

– BLUEMARK CLED, high-speed printer with UV technology for labeling UniCard formats
– THERMOMARK CARD, thermal transfer printer for labeling UniCard and UniSheet formats
– THERMOMARK ROLL, thermal transfer printer for labeling material off the roll and continuous media
– THERMOMARK ROLL X1, thermal transfer printer for large quantities
– THERMOMARK W2, thermal transfer printer for double-sided labeling and perforation of continuous shrink sleeves
– CMS–P1–PLOTTER
– Commercially available desktop laser printers

The CLIP PROJECT software is available for easy and efficient production of markings. It generates the marking data directly from the circuit diagram and automatically sends the data to the relevant printers for further processing.

If no printers are available or your production facility is affected by capacity bottlenecks, you also have the option of using our labeling service. We will be happy to handle your printing orders, including any engraving or laser marking of stainless steel cable markers.

Conductor and cable marking can be optimally labeled with aluminum markers. The markers are quickly and easily printed with an optimum printing quality using the BLUEMARK CLED. They are easily attached using cable binders.

Clip-on conductor markers feature two non-detachable labeling areas that remain legible at all times. They can be clipped onto pre-wired conductors and cables manually.

Individual printed markers are threaded onto conductors or attached by means of cable binders. Various materials can be supplied as cards or on rolls.

The ferrules feature an insulating collar that supports labeling and are labeled prior to crimping. This combines two operations in one.

Conductors can be fitted with PATG and PATO marking collars. Marking is achieved by means of insert strips that support labeling.

Shrink sleeves are ideal for captive marking of cables and conductors. They are available prefabricated and in rolls.

Conductor markers can be fitted using cable binders almost regardless of conductor or cable diameter. The large marking area provides enough space for long labels.




Cable marker labels consist of a labeling field and a transparent foil that protects the labeling against abrasion and dirt. The labels are available in various shapes and sizes.

Plastic cable markers are suitable for both bundling and labeling conductors and cables. A screw cap protects the labeling against dirt and can be replaced at any time.

## Overview of conductor and cable marking

Markers for marking with BLUEMARK..., THERMOMARK... or plotters

| Conductor diameter [mm] | Aluminum labels (Page 161) | | | | Conductor clips (Page 162) | | | | | | | | | | Ferrules (dimensions in mm²) (Page 175) | | | | |
|---|---|---|---|---|---|---|---|---|---|---|---|---|---|---|---|---|---|---|---|
| | WMTB-AL (29X8) | WMTB-AL (40X15) | WMTB-AL (60X15) | WMTB-AL (D30) | UC-WMC 1,9... | UC-WMC 3,1... | UC-WMC 4,4... | UC-WMC 5,6... | UC-WMC 7,5... | UC-WMCO 1,6... | UC-WMCO 2,1... | UC-WMCO 2,9... | UC-WMCO 3,6... | UC-WMCO 4,9... | AI-WM 0,5-8 WH | AI-WM 0,75-8 GY | AI-WM 1-8 RD | AI-WM 1,5-8 WH | AI-WM 2,5-8 BU |
| 0.5 | | | | | | | | | | | | | | | | | | | |
| 1.0 | | | | | | | | | | | | | | | 0.5 | 0.75 | 1.0 | 1.5 | 2.5 |
| 1.5 | | | | | 1.2 | | | | | 1.3 | | | | | | | | | |
| 2.0 | | | | | 1.9 | | | | | 1.6 | 1.6 | | | | | | | | |
| 2.5 | | | | | | 1.9 | | | | | 2.1 | 2.1 | | | | | | | |
| 3.0 | | | | >2.4 | | | | | | | | 2.9 | | | | | | | |
| 3.5 | > 2.9 | | | | | 3.1 | 2.8 | | | | | | 2.9 | | | | | | |
| 4.0 | | | | | | | | | | | | | 3.6 | 3.6 | | | | | |
| 4.5 | | | | | | | 4.4 | 4.2 | | | | | | | | | | | |
| 5.0 | | > 4.6 | > 4.6 | | | | | | | | | | | 4.9 | | | | | |
| 5.5 | | | | | | | | 5.6 | 5.0 | | | | | | | | | | |
| 6.0 | | | | | | | | | | | | | | | | | | | |
| 7.0 | | | | | | | | | | | | | | | | | | | |
| 8.0 | | | | | | | | | 7.5 | | | | | | | | | | |
| 9.0 | | | | | | | | | | | | | | | | | | | |
| 10.0 | | | | | | | | | | | | | | | | | | | |
| 12.0 | | | | | | | | | | | | | | | | | | | |
| 14.0 | | | | | | | | | | | | | | | | | | | |
| 16.0 | | | | | | | | | | | | | | | | | | | |
| 18.0 | | | | | | | | | | | | | | | | | | | |
| 20.0 | | | | | | | | | | | | | | | | | | | |
| 22.0 | | | | | | | | | | | | | | | | | | | |
| 24.0 | | | | | | | | | | | | | | | | | | | |
| 26.0 | | | | | | | | | | | | | | | | | | | |
| 28.0 | | | | | | | | | | | | | | | | | | | |
| 30.0 | | | | | | | | | | | | | | | | | | | |
| 35.0 | | | | | | | | | | | | | | | | | | | |
| 40.0 | | | | | | | | | | | | | | | | | | | |
| 45.0 | | | | | | | | | | | | | | | | | | | |
| 50.0 | >50 | > 50 | > 50 | > 50 | | | | | | | | | | | | | | | |

| Conductor markers | | | | | | Marking collars in conjunction with UC-WMT ... / EMT ..../ US-WMT .../ WMTW ... / UCT-WMT... | | | | | | | | | | | | | |
|---|---|---|---|---|---|---|---|---|---|---|---|---|---|---|---|---|---|---|---|
| for assembly with cable binders | | | | for threading on | | | | | | | | | | | | | | | |
| Page 179 | | | | Page 186 | | Page 224 | | | | | | | | | | | | | |
| UC-WMTB ... | UC-WMTBA (24x5)... | UC-WMTBA (29x8)... | UC-WMTBA (60x11)... | UCT-WMS 3,2... | UCT-WMS 4,7... | PATG 0/... | PATG 1/... | PATG 2/... | PATG 3/... | PATG 4/... | PATG 5/... | PATG 6/... | PATG 7/... | PATG 8/... | PATG 9/... | PATO 1/... | PATO 2/... | PATO 3/... | PATO 4/... | PAB-KTL |
| | | | | | | 0.6<br>1.2 | | | | | | | | | | | | | |
| | | | | 1.5<br>3.2 | | | 1.5<br>2.5 | 2.0<br>4.0 | | | | | | | | 2.0<br>3.5 | | | |
| | | | | | 2.5<br>4.7 | | | | | | | | | | | | 2.8<br>4.4 | | |
| | 4.0<br>> 50 | | | | | | | | 4.0<br>7.0 | | | | | | | | | | |
| 7.0<br>> 50 | | 6.0<br>> 50 | 6.0<br>> 50 | | | | | | | 6.0<br>10.0 | | | | | | | | 6.7<br>8.0 | 6.7<br>10.0 | > 6.0<br>> 50 |
| | | | | | | | | | | | 10.0<br>14.0 | | | | | | | | | |
| | | | | | | | | | | | | 14.0<br>22.0 | | | | | | | | |
| | | | | | | | | | | | | | 22.0<br>30.0 | | | | | | | |
| | | | | | | | | | | | | | | 30.0<br>35.0 | | | | | | |
| | | | | | | | | | | | | | | | 35.0<br>45.0 | | | | | |

## Overview of conductor and cable marking

Markers for marking with THERMOMARK... or laser printers

| Conductor diameter [mm] | Cable markers for threading on (Page 190) | | | Cable marker labels (Page 194) | | | | | | | | | |
|---|---|---|---|---|---|---|---|---|---|---|---|---|---|
| | US-WMTB (24X5) | US-WMTB (29X8) | US-WMTB (44X15) | WML 3... | WML 5... | WML 6... / US-WML 6... | WML 7,5... | WML 12... | WML 14... / US-WML 14... | WML 18... | WML 22... | WML 36... / US-WML 36... | WML 46... |
| 0.5 | | | | | | | | | | | | | |
| 1.0 | | | | | | | | | | | | | |
| 1.5 | | | | | | | | | | | | | |
| 2.0 | | | | | | | | | | | | | |
| 2.5 | | | | 2.0 | 2.0 | | | | | | | | |
| 3.0 | | | | 3.0 | | | | | | 2.5 | | | |
| 3.5 | | | | | | 3.0 | 3.0 | | | | | | |
| 4.0 | | | | | | | | | | | | | |
| 4.5 | | | > 4.0 | | | | | | | | | | |
| 5.0 | | | | | 5.0 | | | | | | | | |
| 5.5 | | | | | | | | 5.0 | 5.0 | | | | |
| 6.0 | | | | | | 6.0 | | | | | | | |
| 7.0 | | | | | | | | | | | | | |
| 8.0 | | | | | | | 7.5 | | | | 7.0 | | |
| 9.0 | | | | | | | | | | | | | |
| 10.0 | | | | | | | | | | | | | |
| 12.0 | | | | | | | | 12.0 | | | | | |
| 14.0 | | | | | | | | | 14.0 | | | 11.0 | 11.0 |
| 16.0 | > 13.0 | > 13.0 | | | | | | | | | | | |
| 18.0 | | | | | | | | | | 18.0 | | | |
| 20.0 | | | | | | | | | | | | | |
| 22.0 | | | | | | | | | | | 22.0 | | |
| 24.0 | | | | | | | | | | | | | |
| 26.0 | | | | | | | | | | | | | |
| 28.0 | | | | | | | | | | | | | |
| 30.0 | | | | | | | | | | | | | |
| 35.0 | | | | | | | | | | | | 36.0 | |
| 40.0 | | | | | | | | | | | | | |
| 45.0 | | | | | | | | | | | | | 46.0 |
| 50.0 | > 50 | > 50 | > 50 | | | | | | | | | | |

| Shrink sleeve | Conductor markers for threading on/ for cable binder fixing | Plastic cable markers in conjunction with US-EMP .../ ESL .../ EMT ... |
|---|---|---|
| Page 200 | Page 210 | Page 214 |

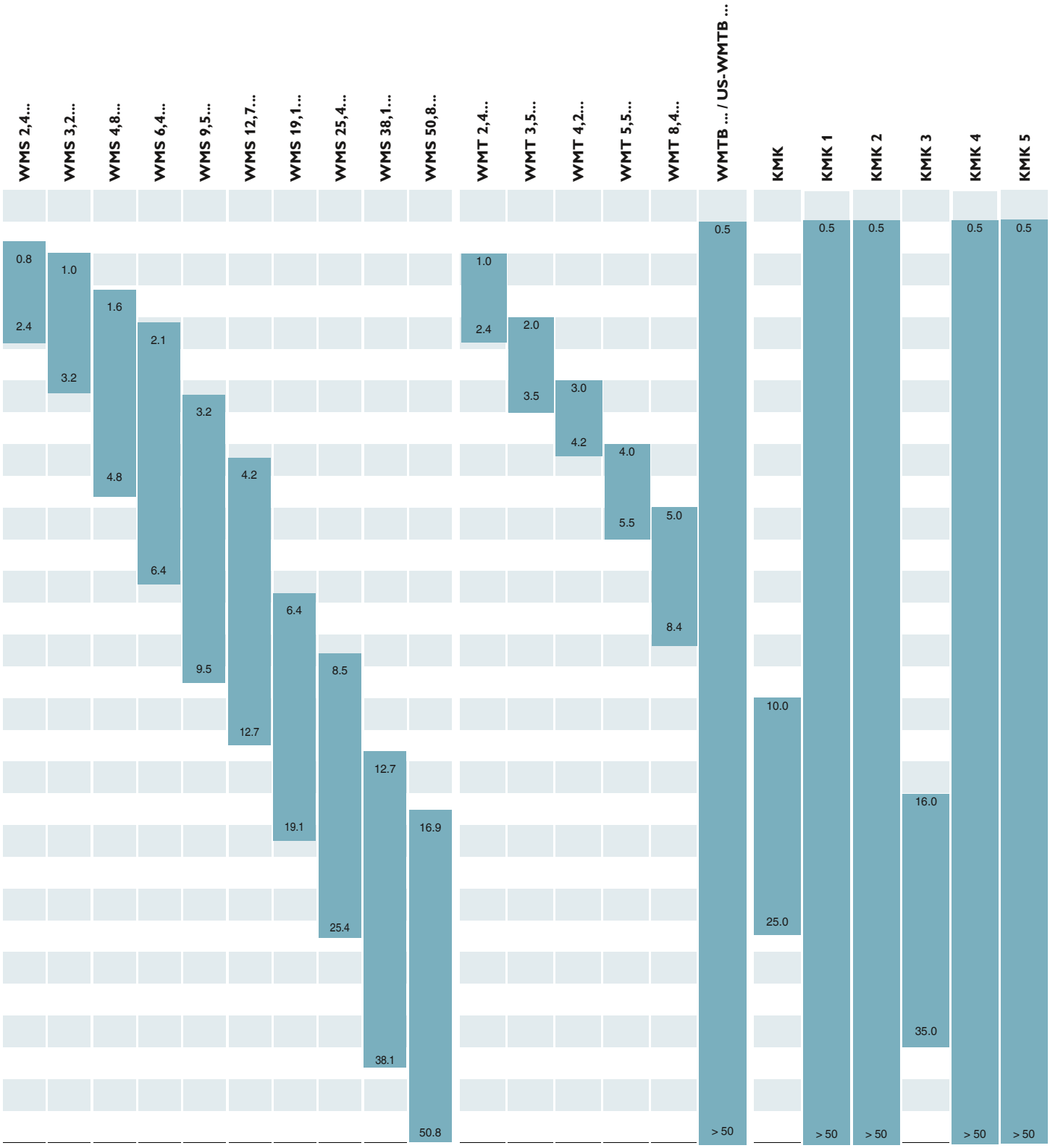

## Aluminum cable marking for assembly with cable binders

UV LED technology

The aluminum WMTB-AL… product range is characterized by:
- High-quality appearance
- Easy assembly with cable binders
- Suitable for large-surface marking of conductors and cables > 2.9 mm in diameter

- The circular WMTB-AL (D30) markers can be used for the most diverse applications
- Labeling service: Phoenix Contact can custom-label all markers according to your requirements

- The markers can be labeled quickly, easily, and cost-effectively with the BLUEMARK CLED
- By using modern UV LED printing technology, a highly resistant and optimum printing quality can be achieved, which is resistant to solvents and suitable for use even under harsh industrial conditions

- In conjunction with magazines, optimum printing accuracy is guaranteed

| General data |
|---|
| Can be printed with: |
| Material |
| Wipe resistance |
| Components |

| Description | Color |
|---|---|
| **Aluminum label for assembly with cable binders, unmarked** | |
| Lettering field size: 29 x 8 mm, > 2.9 mm | aluminum |
| Lettering field size: 40 x 15 mm, > 4.6 mm | aluminum |
| Lettering field size: 60 x 15 mm, > 4.6 mm | aluminum |
| **Aluminum label for assembly with cable binders, labeled according to customer specifications**[1]) | |
| Lettering field size: 29 x 8 mm | aluminum |
| Lettering field size: 40 x 15 mm | aluminum |
| Lettering field size: 60 x 15 mm | aluminum |
| **Aluminum label, round, for assembly with cable binders** | |
| Diameter: 30 mm | aluminum |
| **Aluminum label, round, for assembly with cable binders, labeled according to customer specifications**[1]) | |
| Diameter: 30 mm | aluminum |

| |
|---|
| **Magazine**, for BLUEMARK printer, for accommodating aluminum labels |
| for WMTB-AL (29X8) |
| for WMTB-AL (40X15) |
| for WMTB-AL (60X15) |
| **Magazine**, for BLUEMARK printer, for accommodating aluminum labels |
| for WMTB-AL (D30) |

**Notes:**

For corresponding stainless steel cable binders, see page 580.

[1]) For ordering example, see page 359.

N

PRINTED FOR YOU

## Technical data

BLUEMARK CLED
Aluminum
DIN EN 61010-1 (VDE 0411-1)
Free from silicone, halogen and cadmium

## Ordering data

| Type | Order No. | Pcs. / Pkt. |
|---|---|---|
| **WMTB-AL (29X8)** | **0830805** | 90 |
| **WMTB-AL (40X15)** | **0830524** | 45 |
| **WMTB-AL (60X15)** | **0830525** | 45 |
| **WMTB-AL (29X8) CUS** | **0830807** | 1 |
| **WMTB-AL (40X15) CUS** | **0830526** | 1 |
| **WMTB-AL (60X15) CUS** | **0830527** | 1 |

## Accessories

| | | |
|---|---|---|
| **BLUEMARK MAG WM-M (29X8)** | **0802743** | 1 |
| **BLUEMARK MAG WM-M (40X15)** | **0802744** | 1 |
| **BLUEMARK MAG WM-M (60X15)** | **0802746** | 1 |

N

PRINTED FOR YOU

## Technical data

BLUEMARK CLED
Aluminum
DIN EN 61010-1 (VDE 0411-1)
Free from silicone, halogen and cadmium

## Ordering data

| Type | Order No. | Pcs. / Pkt. |
|---|---|---|
| **WMTB-AL (D30)** | **0830804** | 90 |
| **WMTB-AL (D30) CUS** | **0830806** | 1 |

## Accessories

| | | |
|---|---|---|
| **BLUEMARK MAG WM-M (D30)** | **0802747** | 1 |

## Clip-on UniCard conductor marking

Can be printed with:

UV LED technology

Plotter

PRINTED FOR YOU

**20 markers for conductor diameters from 1.2 to 1.9 mm, lettering field size: 15 x 4 mm**

- The UC-WMC ... UniCard labeling range includes markers for captive labeling of control cables right through to light plastic-sheathed cables with large diameters
- The markers, which are supplied in uniform sheets, can be printed onto quickly and easily using the BLUEMARK CLED
- The format automatically ensures printing with a high level of positional accuracy
- Can be clipped on even after wiring has been completed
- One-handed assembly
- Two labeling areas that are clearly legible at all times
- The markers support multiline labeling
- The sheets provide space for including function texts
- Labeling service: Phoenix Contact can custom-label all UniCard markers in accordance with your requirements

**Notes:**

For more variants, see www.phoenixcontact.net/products.

[1]) For ordering example, see page 359.

### Technical data

| | | |
|---|---|---|
| **General data** | | |
| Can be printed with: | | BLUEMARK CLED • BLUEMARK LED • CMS-P1-PLOTTER |
| Number of individual labels | | 20 |
| Number of individual labels per strip | | 4 |
| Material | | PA |
| Inflammability class according to UL 94 | | V2 |
| Temperature range | [°C] | -40 ... 120 |
| Wipe resistance | | DIN EN 61010-1 (VDE 0411-1) |
| Components | | free from silicone and halogen |
| Conductor diameter range | [mm] | 1.2 ... 1.9 |
| Conductor cross section range | [mm²] | 0.25 ... 0.34 |
| Conductor cross section range | AWG | 24 ... 22 |

### Ordering data

| Description | Color | Type | Order No. | Pcs. / Pkt. |
|---|---|---|---|---|
| **UniCard,** for subsequent labeling of conductors | | | | |
| | white | **UC-WMC 1,9 (15X4)** | **0828004** | 10 |
| | red | **UC-WMC 1,9 (15X4) RD** | **0828006** | 10 |
| | orange | **UC-WMC 1,9 (15X4) OG** | **0828007** | 10 |
| | yellow | **UC-WMC 1,9 (15X4) YE** | **0828008** | 10 |
| | violet | **UC-WMC 1,9 (15X4) VT** | **0828009** | 10 |
| | blue | **UC-WMC 1,9 (15X4) BU** | **0828010** | 10 |
| **UniCard,** for subsequent labeling of conductors, **labeled acc. to customer specifications**[1]) | | | | |
| | white | **UC-WMC 1,9 (15X4) CUS** | **0828012** | 1 |
| | red | **UC-WMC 1,9 (15X4) RD CUS** | **0828013** | 1 |
| | orange | **UC-WMC 1,9 (15X4) OG CUS** | **0828014** | 1 |
| | yellow | **UC-WMC 1,9 (15X4) YE CUS** | **0828015** | 1 |
| | violet | **UC-WMC 1,9 (15X4) VT CUS** | **0828016** | 1 |
| | blue | **UC-WMC 1,9 (15X4) BU CUS** | **0828017** | 1 |

### Accessories

| | | | |
|---|---|---|---|
| **Magazine,** for CMS-P1-PLOTTER | | | |
| | | **P1 UC-MAG 1** | **5146079** | 1 |



PRINTED FOR YOU

**12 markers for conductor diameters from 1.2 to 1.9 mm, 30 x 4 mm marking field**

## Technical data

BLUEMARK CLED • BLUEMARK LED • CMS-P1-PLOTTER
12
4
PA
V2
-40 ... 120
DIN EN 61010-1 (VDE 0411-1)
free from silicone and halogen
1.2 ... 1.9
0.25 ... 0.34
24 ... 22

## Ordering data

| Type | Order No. | Pcs. / Pkt. |
|---|---|---|
| **UC-WMC 1,9 (30X4)** | **0830283** | 10 |
| **UC-WMC 1,9 (30X4) CUS** | **0830284** | 1 |

## Accessories

| | | |
|---|---|---|
| **P1 UC-MAG 1** | **5146079** | 1 |

## Clip-on UniCard conductor marking

Can be printed with:

UV LED technology

Plotter

PRINTED FOR YOU

**20 markers for conductor diameters from 1.9 to 3.1 mm, lettering field size: 15 x 4 mm**

- The UC-WMC ... UniCard labeling range includes markers for captive labeling of control cables right through to light plastic-sheathed cables with large diameters
- The markers, which are supplied in uniform sheets, can be printed onto quickly and easily using the BLUEMARK CLED
- The format automatically ensures printing with a high level of positional accuracy
- Can be clipped on even after wiring has been completed
- One-handed assembly
- Two labeling areas that are clearly legible at all times
- The markers support multiline labeling
- The sheets provide space for including function texts
- Labeling service: Phoenix Contact can custom-label all UniCard markers in accordance with your requirements

**Notes:**

For more variants, see www.phoenixcontact.net/products.

### Technical data

| General data | | |
|---|---|---|
| Can be printed with: | | BLUEMARK CLED • BLUEMARK LED • CMS-P1-PLOTTER |
| Number of individual labels | | 20 |
| Number of individual labels per strip | | 4 |
| Material | | PA |
| Inflammability class according to UL 94 | | V2 |
| Temperature range | [°C] | -40 ... 120 |
| Wipe resistance | | DIN EN 61010-1 (VDE 0411-1) |
| Components | | free from silicone and halogen |
| Conductor diameter range | [mm] | 1.9 ... 3.1 |
| Conductor cross section range | [mm²] | 0.5 ... 1.5 |
| Conductor cross section range | AWG | 20 ... 16 |

### Ordering data

| Description | Color | Type | Order No. | Pcs. / Pkt. |
|---|---|---|---|---|
| **UniCard,** for subsequent labeling of conductors | | | | |
| | white | **UC-WMC 3,1 (15X4)** | **0818205** | 10 |
| | red | **UC-WMC 3,1 (15X4) RD** | **0818755** | 10 |
| | orange | **UC-WMC 3,1 (15X4) OG** | **0818726** | 10 |
| | yellow | **UC-WMC 3,1 (15X4) YE** | **0818739** | 10 |
| | violet | **UC-WMC 3,1 (15X4) VT** | **0825370** | 10 |
| | blue | **UC-WMC 3,1 (15X4) BU** | **0818742** | 10 |
| **UniCard,** for subsequent labeling of conductors, **labeled acc. to customer specifications** | | | | |
| | white | **UC-WMC 3,1 (15X 4) CUS** | **0824692** | 1 |
| | red | **UC-WMC 3,1 (15X 4) RD CUS** | **0824696** | 1 |
| | orange | **UC-WMC 3,1 (15X 4) OG CUS** | **0824695** | 1 |
| | yellow | **UC-WMC 3,1 (15X 4) YE CUS** | **0824697** | 1 |
| | violet | **UC-WMC 3,1 (15X4) VT CUS** | **0826773** | 1 |
| | blue | **UC-WMC 3,1 (15X 4) BU CUS** | **0824693** | 1 |

### Accessories

| | | | | |
|---|---|---|---|---|
| **Magazine,** for CMS-P1-PLOTTER | | | | |
| | | **P1 UC-MAG 1** | **5146079** | 1 |



PRINTED FOR YOU

**12 markers for conductor diameters from 1.9 to 3.1 mm, lettering field size: 23 x 4 mm**

PRINTED FOR YOU

**12 markers for conductor diameters from 1.9 to 3.1 mm, lettering field size: 30 x 4 mm**

## Technical data

BLUEMARK CLED • BLUEMARK LED • CMS-P1-PLOTTER
12
4
PA
V2
-40 ... 120
DIN EN 61010-1 (VDE 0411-1)
free from silicone and halogen
1.9 ... 3.1
0.5 ... 1.5
20 ... 16

## Ordering data

| Type | Order No. | Pcs. / Pkt. |
|---|---|---|
| **UC-WMC 3,1 (23X4)** | **0818218** | 10 |
| **UC-WMC 3,1 (23X4) RD** | **0818807** | 10 |
| **UC-WMC 3,1 (23X4) OG** | **0818771** | 10 |
| **UC-WMC 3,1 (23X4) YE** | **0818784** | 10 |
| **UC-WMC 3,1 (23X4) VT** | **0825371** | 10 |
| **UC-WMC 3,1 (23X4) BU** | **0818797** | 10 |
| **UC-WMC 3,1 (23X 4) CUS** | **0824704** | 1 |
| **UC-WMC 3,1 (23X 4) RD CUS** | **0824708** | 1 |
| **UC-WMC 3,1 (23X 4) OG CUS** | **0824707** | 1 |
| **UC-WMC 3,1 (23X 4) YE CUS** | **0824709** | 1 |
| **UC-WMC 3,1 (23X4) VT CUS** | **0826775** | 1 |
| **UC-WMC 3,1 (23X 4) BU CUS** | **0824705** | 1 |

## Accessories

| | | |
|---|---|---|
| **P1 UC-MAG 1** | **5146079** | 1 |

## Technical data

BLUEMARK CLED • BLUEMARK LED • CMS-P1-PLOTTER
12
4
PA
V2
-40 ... 120
DIN EN 61010-1 (VDE 0411-1)
free from silicone and halogen
1.9 ... 3.1
0.5 ... 1.5
20 ... 16

## Ordering data

| Type | Order No. | Pcs. / Pkt. |
|---|---|---|
| **UC-WMC 3,1 (30X4)** | **0819631** | 10 |
| **UC-WMC 3,1 (30X4) RD** | **0820769** | 10 |
| **UC-WMC 3,1 (30X4) OG** | **0823863** | 10 |
| **UC-WMC 3,1 (30X4) YE** | **0819644** | 10 |
| **UC-WMC 3,1 (30X4) VT** | **0825372** | 10 |
| **UC-WMC 3,1 (30X4) BU** | **0820756** | 10 |
| **UC-WMC 3,1 (30X4) CUS** | **0824716** | 1 |
| **UC-WMC 3,1 (30X4) RD CUS** | **0824723** | 1 |
| **UC-WMC 3,1 (30X4) OG CUS** | **0824722** | 1 |
| **UC-WMC 3,1 (30X4) YE CUS** | **0824717** | 1 |
| **UC-WMC 3,1 (30X4) VT CUS** | **0826777** | 1 |
| **UC-WMC 3,1 (30X4) BU CUS** | **0824720** | 1 |

## Accessories

| | | |
|---|---|---|
| **P1 UC-MAG 1** | **5146079** | 1 |

## Clip-on UniCard conductor marking

Can be printed with:

UV LED technology

Plotter

PRINTED FOR YOU

**15 markers for conductor diameters from 2.8 to 4.4 mm, lettering field size: 15 x 5.5 mm**

- The UC-WMC ... UniCard labeling range includes markers for captive labeling of control cables right through to light plastic-sheathed cables with large diameters
- The markers, which are supplied in uniform sheets, can be printed onto quickly and easily using the BLUEMARK CLED
- The format automatically ensures printing with a high level of positional accuracy
- Can be clipped on even after wiring has been completed
- One-handed assembly
- Two labeling areas that are clearly legible at all times
- The markers support multiline labeling
- The sheets provide space for including function texts
- Labeling service: Phoenix Contact can custom-label all UniCard markers in accordance with your requirements

**Notes:**

[1]) For ordering example, see page 359.

### Technical data

| | | |
|---|---|---|
| **General data** | | |
| Can be printed with: | | BLUEMARK CLED • BLUEMARK LED • CMS-P1-PLOTTER |
| Number of individual labels | | 15 |
| Number of individual labels per strip | | 3 |
| Material | | PA |
| Inflammability class according to UL 94 | | V2 |
| Temperature range | [°C] | -40 ... 120 |
| Wipe resistance | | DIN EN 61010-1 (VDE 0411-1) |
| Components | | free from silicone and halogen |
| Conductor diameter range | [mm] | 2.8 ... 4.4 |
| Conductor cross section range | [mm²] | 1.5 ... 4 |
| Conductor cross section range | AWG | 16 ... 12 |

### Ordering data

| Description | Color | Type | Order No. | Pcs. / Pkt. |
|---|---|---|---|---|
| **UniCard,** for subsequent labeling of conductors | | | | |
| | white | **UC-WMC 4,4 (15X5,5)** | **0818182** | 10 |
| | red | **UC-WMC 4,4 (15X5,5) RD** | **0818852** | 10 |
| | orange | **UC-WMC 4,4 (15X5,5) OG** | **0818823** | 10 |
| | yellow | **UC-WMC 4,4 (15X5,5) YE** | **0818836** | 10 |
| | violet | **UC-WMC 4,4 (15X5,5) VT** | **0825373** | 10 |
| | blue | **UC-WMC 4,4 (15X5,5) BU** | **0818849** | 10 |
| | green | **UC-WMC 4,4 (15X5,5) GN** | **0818865** | 10 |
| **UniCard,** for subsequent labeling of conductors, **labeled acc. to customer specifications**[1]) | | | | |
| | white | **UC-WMC 4,4 (15X 5,5) CUS** | **0824728** | 1 |
| | red | **UC-WMC 4,4 (15X 5,5) RD CUS** | **0824732** | 1 |
| | orange | **UC-WMC 4,4 (15X 5,5) OG CUS** | **0824731** | 1 |
| | yellow | **UC-WMC 4,4 (15X 5,5) YE CUS** | **0824733** | 1 |
| | violet | **UC-WMC 4,4 (15X5,5) VT CUS** | **0826779** | 1 |
| | blue | **UC-WMC 4,4 (15X 5,5) BU CUS** | **0824729** | 1 |
| | green | **UC-WMC 4,4 (15X 5,5) GN CUS** | **0824730** | 1 |

### Accessories

| | | | |
|---|---|---|---|
| **Magazine,** for CMS-P1-PLOTTER | | | |
| | | **P1 UC-MAG 2** | **5146082** | 1 |

PRINTED FOR YOU

**9 markers for conductor diameters from 2.8 to 4.4 mm, lettering field size: 23 x 5.5 mm**

PRINTED FOR YOU

**9 markers for conductor diameters from 2.8 to 4.4 mm, lettering field size: 30 x 5.5 mm**

## Technical data

BLUEMARK CLED • BLUEMARK LED • CMS-P1-PLOTTER
9
3
PA
V2
-40 ... 120
DIN EN 61010-1 (VDE 0411-1)
free from silicone and halogen
2.8 ... 4.4
1.5 ... 4
16 ... 12

## Ordering data

| Type | Order No. | Pcs. / Pkt. |
|---|---|---|
| **UC-WMC 4,4 (23X5,5)** | **0818195** | 10 |
| **UC-WMC 4,4 (23X5,5) RD** | **0818904** | 10 |
| **UC-WMC 4,4 (23X5,5) OG** | **0818878** | 10 |
| **UC-WMC 4,4 (23X5,5) YE** | **0818881** | 10 |
| **UC-WMC 4,4 (23X5,5) VT** | **0825374** | 10 |
| **UC-WMC 4,4 (23X5,5) BU** | **0818894** | 10 |
| **UC-WMC 4,4 (23X5,5) GN** | **0818917** | 10 |
| **UC-WMC 4,4 (23X 5,5) CUS** | **0824740** | 1 |
| **UC-WMC 4,4 (23X 5,5) RD CUS** | **0824744** | 1 |
| **UC-WMC 4,4 (23X 5,5) OG CUS** | **0824743** | 1 |
| **UC-WMC 4,4 (23X 5,5) YE CUS** | **0824745** | 1 |
| **UC-WMC 4,4 (23X5,5) VT CUS** | **0826781** | 1 |
| **UC-WMC 4,4 (23X 5,5) BU CUS** | **0824741** | 1 |
| **UC-WMC 4,4 (23X 5,5) GN CUS** | **0824742** | 1 |

## Accessories

| | | |
|---|---|---|
| **P1 UC-MAG 2** | **5146082** | 1 |

## Technical data

BLUEMARK CLED • BLUEMARK LED • CMS-P1-PLOTTER
9
3
PA
V2
-40 ... 120
DIN EN 61010-1 (VDE 0411-1)
free from silicone and halogen
2.8 ... 4.4
1.5 ... 4
16 ... 12

## Ordering data

| Type | Order No. | Pcs. / Pkt. |
|---|---|---|
| **UC-WMC 4,4 (30X5,5)** | **0819657** | 10 |
| **UC-WMC 4,4 (30X5,5) RD** | **0820882** | 10 |
| **UC-WMC 4,4 (30X5,5) OG** | **0823944** | 10 |
| **UC-WMC 4,4 (30X5,5) YE** | **0819660** | 10 |
| **UC-WMC 4,4 (30X5,5) VT** | **0825375** | 10 |
| **UC-WMC 4,4 (30X5,5) BU** | **0820879** | 10 |
| **UC-WMC 4,4 (30X5,5) GN** | **0823957** | 10 |
| **UC-WMC 4,4 (30X 5,5) CUS** | **0824752** | 1 |
| **UC-WMC 4,4 (30X5,5) RD CUS** | **0824759** | 1 |
| **UC-WMC 4,4 (30X5,5) OG CUS** | **0824758** | 1 |
| **UC-WMC 4,4 (30X 5,5) YE CUS** | **0824753** | 1 |
| **UC-WMC 4,4 (30X5,5) VT CUS** | **0826783** | 1 |
| **UC-WMC 4,4 (30X5,5) BU CUS** | **0824756** | 1 |
| **UC-WMC 4,4 (30X5,5) GN CUS** | **0824757** | 1 |

## Accessories

| | | |
|---|---|---|
| **P1 UC-MAG 2** | **5146082** | 1 |

## Clip-on UniCard conductor marking

Can be printed with:

UV LED technology

Plotter

PRINTED FOR YOU

**6 markers for conductor diameters from 4.2 to 5.6 mm, lettering field size: 23 x 8 mm**

- The UC-WMC ... UniCard labeling range includes markers for captive labeling of control cables right through to light plastic-sheathed cables with large diameters
- The markers, which are supplied in uniform sheets, can be printed onto quickly and easily using the BLUEMARK CLED
- The format automatically ensures printing with a high level of positional accuracy
- Can be clipped on even after wiring has been completed
- One-handed assembly
- Two labeling areas that are clearly legible at all times
- The markers support multiline labeling
- The sheets provide space for including function texts
- Labeling service: Phoenix Contact can custom-label all UniCard markers in accordance with your requirements

**Notes:**

[1]) For ordering example, see page 359.

### Technical data

| | | |
|---|---|---|
| **General data** | | |
| Can be printed with: | | BLUEMARK CLED • BLUEMARK LED • CMS-P1-PLOTTER |
| Number of individual labels | | 6 |
| Number of individual labels per strip | | 2 |
| Material | | PA |
| Inflammability class according to UL 94 | | V2 |
| Temperature range | [°C] | -40 ... 120 |
| Wipe resistance | | DIN EN 61010-1 (VDE 0411-1) |
| Components | | free from silicone and halogen |
| Conductor diameter range | [mm] | 4.2 ... 5.6 |
| Conductor cross section range | [mm²] | 4 ... 10 |
| Conductor cross section range | AWG | 12 ... 10 |

### Ordering data

| Description | Color | Type | Order No. | Pcs. / Pkt. |
|---|---|---|---|---|
| **UniCard,** for subsequent labeling of conductors | | | | |
| | white | **UC-WMC 5,6 (23X8)** | **0825382** | 5 |
| | red | **UC-WMC 5,6 (23X8) RD** | **0825387** | 5 |
| | orange | **UC-WMC 5,6 (23X8) OG** | **0825385** | 5 |
| | yellow | **UC-WMC 5,6 (23X8) YE** | **0825386** | 5 |
| | violet | **UC-WMC 5,6 (23X8) VT** | **0825388** | 5 |
| | blue | **UC-WMC 5,6 (23X8) BU** | **0825383** | 5 |
| | green | **UC-WMC 5,6 (23X8) GN** | **0825384** | 5 |
| **UniCard,** for subsequent labeling of conductors, **labeled acc. to customer specifications**[1]) | | | | |
| | white | **UC-WMC 5,6 (23X8) CUS** | **0827005** | 1 |
| | red | **UC-WMC 5,6 (23X8) RD CUS** | **0827009** | 1 |
| | orange | **UC-WMC 5,6 (23X8) OG CUS** | **0827008** | 1 |
| | yellow | **UC-WMC 5,6 (23X8) YE CUS** | **0827011** | 1 |
| | violet | **UC-WMC 5,6 (23X8) VT CUS** | **0827010** | 1 |
| | blue | **UC-WMC 5,6 (23X8) BU CUS** | **0827006** | 1 |
| | green | **UC-WMC 5,6 (23X8) GN CUS** | **0827007** | 1 |

### Accessories

| | | | |
|---|---|---|---|
| **Magazine,** for CMS-P1-PLOTTER | | | |
| | | **P1 UC-MAG 3** | **5146095** | 1 |

PRINTED FOR YOU

**6 markers for conductor diameters from 4.2 to 5.6 mm, lettering field size: 30 x 8 mm**

## Technical data

BLUEMARK CLED • BLUEMARK LED • CMS-P1-PLOTTER
6
2
PA
V2
-40 ... 120
DIN EN 61010-1 (VDE 0411-1)
free from silicone and halogen
4.2 ... 5.6
4 ... 10
12 ... 10

## Ordering data

| Type | Order No. | Pcs. / Pkt. |
|---|---|---|
| UC-WMC 5,6 (30X8) | 0825396 | 5 |
| UC-WMC 5,6 (30X8) RD | 0825401 | 5 |
| UC-WMC 5,6 (30X8) OG | 0825399 | 5 |
| UC-WMC 5,6 (30X8) YE | 0825400 | 5 |
| UC-WMC 5,6 (30X8) VT | 0825402 | 5 |
| UC-WMC 5,6 (30X8) BU | 0825397 | 5 |
| UC-WMC 5,6 (30X8) GN | 0825398 | 5 |
| UC-WMC 5,6 (30X8) CUS | 0827012 | 1 |
| UC-WMC 5,6 (30X8) RD CUS | 0827016 | 1 |
| UC-WMC 5,6 (30X8) OG CUS | 0827015 | 1 |
| UC-WMC 5,6 (30X8) YE CUS | 0827018 | 1 |
| UC-WMC 5,6 (30X8) VT CUS | 0827017 | 1 |
| UC-WMC 5,6 (30X8) BU CUS | 0827013 | 1 |
| UC-WMC 5,6 (30X8) GN CUS | 0827014 | 1 |

## Accessories

| | | |
|---|---|---|
| P1 UC-MAG 3 | 5146095 | 1 |

PRINTED FOR YOU

**6 markers for conductor diameters from 5 to 7.5 mm, lettering field size: 23 x 8 mm**

## Technical data

BLUEMARK CLED • BLUEMARK LED • CMS-P1-PLOTTER
6
2
PA
V2
-40 ... 120
DIN EN 61010-1 (VDE 0411-1)
free from silicone and halogen
5 ... 7.5
6 ... 16
10 ... 6

## Ordering data

| Type | Order No. | Pcs. / Pkt. |
|---|---|---|
| UC-WMC 7,5 (23X8) | 0818179 | 5 |
| UC-WMC 7,5 (23X8) RD | 0819039 | 5 |
| UC-WMC 7,5 (23X8) OG | 0818920 | 5 |
| UC-WMC 7,5 (23X8) YE | 0818933 | 5 |
| UC-WMC 7,5 (23X8) VT | 0825376 | 5 |
| UC-WMC 7,5 (23X8) BU | 0818946 | 5 |
| UC-WMC 7,5 (23X8) GN | 0818959 | 5 |
| UC-WMC 7,5 (23X8) CUS | 0824767 | 1 |
| UC-WMC 7,5 (23X 8) RD CUS | 0824764 | 1 |
| UC-WMC 7,5 (23X8) OG CUS | 0824770 | 1 |
| UC-WMC 7,5 (23X8) YE CUS | 0824771 | 1 |
| UC-WMC 7,5 (23X8) VT CUS | 0826785 | 1 |
| UC-WMC 7,5 (23X8) BU CUS | 0824768 | 1 |
| UC-WMC 7,5 (23X8) GN CUS | 0824769 | 1 |

## Accessories

| | | |
|---|---|---|
| P1 UC-MAG 3 | 5146095 | 1 |

PRINTED FOR YOU

**6 markers for conductor diameters from 5 to 7.5 mm, lettering field size: 30 x 8 mm**

## Technical data

BLUEMARK CLED • BLUEMARK LED • CMS-P1-PLOTTER
6
2
PA
V2
-40 ... 120
DIN EN 61010-1 (VDE 0411-1)
free from silicone and halogen
5 ... 7.5
6 ... 16
10 ... 6

## Ordering data

| Type | Order No. | Pcs. / Pkt. |
|---|---|---|
| UC-WMC 7,5 (30X8) | 0819673 | 5 |
| UC-WMC 7,5 (30X8) RD | 0820963 | 5 |
| UC-WMC 7,5 (30X8) OG | 0823724 | 5 |
| UC-WMC 7,5 (30X8) YE | 0819686 | 5 |
| UC-WMC 7,5 (30X8) VT | 0825377 | 5 |
| UC-WMC 7,5 (30X8) BU | 0820950 | 5 |
| UC-WMC 7,5 (30X8) GN | 0823708 | 5 |
| UC-WMC 7,5 (30X 8) CUS | 0824776 | 1 |
| UC-WMC 7,5 (30X8) RD CUS | 0824783 | 1 |
| UC-WMC 7,5 (30X8) OG CUS | 0824782 | 1 |
| UC-WMC 7,5 (30X 8) YE CUS | 0824777 | 1 |
| UC-WMC 7,5 (30X8) VT CUS | 0826787 | 1 |
| UC-WMC 7,5 (30X8) BU CUS | 0824780 | 1 |
| UC-WMC 7,5 (30X8) GN CUS | 0824781 | 1 |

## Accessories

| | | |
|---|---|---|
| P1 UC-MAG 3 | 5146095 | 1 |

## UniCard slide-on conductor marking

Can be printed with:

UV LED technology

Plotter

**40 markers for conductor diameters from 1.3 to 1.6 mm, lettering field size: 12 x 3 mm**

- The UC-WMCO ... UniCard labeling range includes slide-on markers for the subsequent labeling of conductors. They can be slid on easily using the UC-WMCO ... TOOL
- The markers, which are supplied in uniform sheets, can be printed onto quickly and easily using the BLUEMARK CLED
- The format automatically ensures printing with a high level of positional accuracy
- Large-surface labeling in a space-saving design
- Secure tight fit even in the event of vibrations
- The sheets provide space for including function texts
- Labeling service: Phoenix Contact can custom-label all UniCard markers in accordance with your requirements

**Notes:**

[1]) For ordering example, see page 359.

### Technical data

| General data | | |
|---|---|---|
| Can be printed with: | | BLUEMARK CLED • BLUEMARK LED • CMS-P1-PLOTTER |
| Number of individual labels | | 40 |
| Number of individual labels per strip | | 10 |
| Material | | PA |
| Inflammability class according to UL 94 | | V2 |
| Temperature range | [°C] | -40 ... 120 |
| Components | | free from silicone and halogen |
| Conductor diameter range | [mm] | 1.3 ... 1.6 |
| Conductor cross section range | [mm²] | 0.25 ... 0.5 |

### Ordering data

| Description | Color | Type | Order No. | Pcs. / Pkt. |
|---|---|---|---|---|
| **UniCard,** for subsequent labeling of conductors | | | | |
| | white | **UC-WMCO 1,6 (12X3)** | **0827092** | 10 |
| | red | **UC-WMCO 1,6 (12X3) RD** | **0827516** | 10 |
| | orange | **UC-WMCO 1,6 (12X3) OG** | **0827517** | 10 |
| | yellow | **UC-WMCO 1,6 (12X3) YE** | **0827513** | 10 |
| | violet | **UC-WMCO 1,6 (12X3) VT** | **0827518** | 10 |
| | blue | **UC-WMCO 1,6 (12X3) BU** | **0827514** | 10 |
| | green | **UC-WMCO 1,6 (12X3) GN** | **0827515** | 10 |
| **UniCard,** for subsequent labeling of conductors, **labeled acc. to customer specifications**[1]) | | | | |
| | white | **UC-WMCO 1,6 (12X3) CUS** | **0829032** | 1 |
| | red | **UC-WMCO 1,6 (12X3) RD CUS** | **0829036** | 1 |
| | orange | **UC-WMCO 1,6 (12X3) OG CUS** | **0829037** | 1 |
| | yellow | **UC-WMCO 1,6 (12X3) YE CUS** | **0829033** | 1 |
| | violet | **UC-WMCO 1,6 (12X3) VT CUS** | **0829038** | 1 |
| | blue | **UC-WMCO 1,6 (12X3) BU CUS** | **0829034** | 1 |
| | green | **UC-WMCO 1,6 (12X3) GN CUS** | **0829035** | 1 |

### Accessories

| | | |
|---|---|---|
| **Magazine,** for CMS-P1-PLOTTER | **P1 UC-MAG 7** | **5146568** | 1 |
| **Assembly tool,** for easily sliding on UC–WMCO 1,6 and UC–WMCO 2,1 conductor markers | **UC-WMCO 2,1 TOOL** | **0827803** | 10 |
| **Assembly tool set,** for easily sliding on UC–WMCO 1,6 ... and UC–WMCO 4,9 ... conductor markers | **UC-WMCO TOOL SET** | **0827807** | 1 |

PRINTED FOR YOU

**40 markers for conductor diameters from 1.3 to 1.6 mm, lettering field size: 21 x 3 mm**

## Technical data

| | |
|---|---|
| | BLUEMARK CLED • BLUEMARK LED • CMS-P1-PLOTTER |
| | 40 |
| | 10 |
| | PA |
| | V2 |
| | -40 ... 120 |
| | free from silicone and halogen |
| | 1.3 ... 1.6 |
| | 0.25 ... 0.5 |

## Ordering data

| Type | Order No. | Pcs. / Pkt. |
|---|---|---|
| UC-WMCO 1,6 (21X3) | 0827106 | 10 |
| UC-WMCO 1,6 (21X3) RD | 0827528 | 10 |
| UC-WMCO 1,6 (21X3) OG | 0827529 | 10 |
| UC-WMCO 1,6 (21X3) YE | 0827525 | 10 |
| UC-WMCO 1,6 (21X3) VT | 0827530 | 10 |
| UC-WMCO 1,6 (21X3) BU | 0827526 | 10 |
| UC-WMCO 1,6 (21X3) GN | 0827527 | 10 |
| UC-WMCO 1,6 (21X3) CUS | 0829039 | 1 |
| UC-WMCO 1,6 (21X3) RD CUS | 0829043 | 1 |
| UC-WMCO 1,6 (21X3) OG CUS | 0829044 | 1 |
| UC-WMCO 1,6 (21X3) YE CUS | 0829040 | 1 |
| UC-WMCO 1,6 (21X3) VT CUS | 0829045 | 1 |
| UC-WMCO 1,6 (21X3) BU CUS | 0829041 | 1 |
| UC-WMCO 1,6 (21X3) GN CUS | 0829042 | 1 |

## Accessories

| | | |
|---|---|---|
| P1 UC-MAG 7 | 5146568 | 1 |
| UC-WMCO 2,1 TOOL | 0827803 | 10 |
| UC-WMCO TOOL SET | 0827807 | 1 |

PRINTED FOR YOU

**40 markers for conductor diameters from 1.6 to 2.1 mm, lettering field size: 12 x 3 mm**

## Technical data

| | |
|---|---|
| | BLUEMARK CLED • BLUEMARK LED • CMS-P1-PLOTTER |
| | 40 |
| | 10 |
| | PA |
| | V2 |
| | -40 ... 120 |
| | free from silicone and halogen |
| | 1.6 ... 2.1 |
| | 0.5 ... 0.75 |

## Ordering data

| Type | Order No. | Pcs. / Pkt. |
|---|---|---|
| UC-WMCO 2,1 (12X3) | 0827120 | 10 |
| UC-WMCO 2,1 (12X3) RD | 0827540 | 10 |
| UC-WMCO 2,1 (12X3) OG | 0827541 | 10 |
| UC-WMCO 2,1 (12X3) YE | 0827537 | 10 |
| UC-WMCO 2,1 (12X3) VT | 0827542 | 10 |
| UC-WMCO 2,1 (12X3) BU | 0827538 | 10 |
| UC-WMCO 2,1 (12X3) GN | 0827539 | 10 |
| UC-WMCO 2,1 (12X3) CUS | 0829046 | 1 |
| UC-WMCO 2,1 (12X3) RD CUS | 0829050 | 1 |
| UC-WMCO 2,1 (12X3) OG CUS | 0829051 | 1 |
| UC-WMCO 2,1 (12X3) YE CUS | 0829047 | 1 |
| UC-WMCO 2,1 (12X3) VT CUS | 0829052 | 1 |
| UC-WMCO 2,1 (12X3) BU CUS | 0829048 | 1 |
| UC-WMCO 2,1 (12X3) GN CUS | 0829049 | 1 |

## Accessories

| | | |
|---|---|---|
| P1 UC-MAG 7 | 5146568 | 1 |
| UC-WMCO 2,1 TOOL | 0827803 | 10 |
| UC-WMCO TOOL SET | 0827807 | 1 |

PRINTED FOR YOU

**40 markers for conductor diameters from 1.6 to 2.1 mm, lettering field size: 21 x 3 mm**

## Technical data

| | |
|---|---|
| | BLUEMARK CLED • BLUEMARK LED • CMS-P1-PLOTTER |
| | 40 |
| | 10 |
| | PA |
| | V2 |
| | -40 ... 120 |
| | free from silicone and halogen |
| | 1.6 ... 2.1 |
| | 0.5 ... 0.75 |

## Ordering data

| Type | Order No. | Pcs. / Pkt. |
|---|---|---|
| UC-WMCO 2,1 (21X3) | 0827134 | 10 |
| UC-WMCO 2,1 (21X3) RD | 0827552 | 10 |
| UC-WMCO 2,1 (21X3) OG | 0827553 | 10 |
| UC-WMCO 2,1 (21X3) YE | 0827549 | 10 |
| UC-WMCO 2,1 (21X3) VT | 0827554 | 10 |
| UC-WMCO 2,1 (21X3) BU | 0807550 | 10 |
| UC-WMCO 2,1 (21X3) GN | 0827551 | 10 |
| UC-WMCO 2,1 (21X3) CUS | 0829053 | 1 |
| UC-WMCO 2,1 (21X3) RD CUS | 0829057 | 1 |
| UC-WMCO 2,1 (21X3) OG CUS | 0829058 | 1 |
| UC-WMCO 2,1 (21X3) YE CUS | 0829054 | 1 |
| UC-WMCO 2,1 (21X3) VT CUS | 0829059 | 1 |
| UC-WMCO 2,1 (21X3) BU CUS | 0829055 | 1 |
| UC-WMCO 2,1 (21X3) GN CUS | 0829056 | 1 |

## Accessories

| | | |
|---|---|---|
| P1 UC-MAG 7 | 5146568 | 1 |
| UC-WMCO 2,1 TOOL | 0827803 | 10 |
| UC-WMCO TOOL SET | 0827807 | 1 |

## UniCard slide-on conductor marking

Can be printed with:

UV LED technology

Plotter

**40 markers for conductor diameters from 2.1 to 2.9 mm, lettering field size: 12 x 3.5 mm**

- The UC-WMCO ... UniCard labeling range includes slide-on markers for the subsequent labeling of conductors. They can be slid on easily using the UC-WMCO ... TOOL
- The markers, which are supplied in uniform sheets, can be printed onto quickly and easily using the BLUEMARK CLED
- The format automatically ensures printing with a high level of positional accuracy
- Large-surface labeling in a space-saving design
- Secure tight fit even in the event of vibrations
- The sheets provide space for including function texts
- Labeling service: Phoenix Contact can custom-label all UniCard markers in accordance with your requirements

**Notes:**

[1]) For ordering example, see page 359.

### Technical data

| General data | | |
|---|---|---|
| Can be printed with: | | BLUEMARK CLED • BLUEMARK LED • CMS-P1-PLOTTER |
| Number of individual labels | | 40 |
| Number of individual labels per strip | | 10 |
| Material | | PA |
| Inflammability class according to UL 94 | | V2 |
| Temperature range | [°C] | -40 ... 120 |
| Components | | free from silicone and halogen |
| Conductor diameter range | [mm] | 2.1 ... 2.9 |
| Conductor cross section range | [mm²] | 0.75 ... 1.5 |

### Ordering data

| Description | Color | Type | Order No. | Pcs. / Pkt. |
|---|---|---|---|---|
| **UniCard,** for subsequent labeling of conductors | | | | |
| | white | **UC-WMCO 2,9 (12X3,5)** | **0827148** | 10 |
| | red | **UC-WMCO 2,9 (12X3,5) RD** | **0827564** | 10 |
| | orange | **UC-WMCO 2,9 (12X3,5) OG** | **0827565** | 10 |
| | yellow | **UC-WMCO 2,9 (12X3,5) YE** | **0827561** | 10 |
| | violet | **UC-WMCO 2,9 (12X3,5) VT** | **0827566** | 10 |
| | blue | **UC-WMCO 2,9 (12X3,5) BU** | **0827562** | 10 |
| | green | **UC-WMCO 2,9 (12X3,5) GN** | **0827563** | 10 |
| **UniCard,** for subsequent labeling of conductors, **labeled acc. to customer specifications**[1]) | | | | |
| | white | **UC-WMCO 2,9 (12X3,5) CUS** | **0829060** | 1 |
| | red | **UC-WMCO 2,9 (12X3,5) RD CUS** | **0829064** | 1 |
| | orange | **UC-WMCO 2,9 (12X3,5) OG CUS** | **0829065** | 1 |
| | yellow | **UC-WMCO 2,9 (12X3,5) YE CUS** | **0829061** | 1 |
| | violet | **UC-WMCO 2,9 (12X3,5) VT CUS** | **0829066** | 1 |
| | blue | **UC-WMCO 2,9 (12X3,5) BU CUS** | **0829062** | 1 |
| | green | **UC-WMCO 2,9 (12X3,5) GN CUS** | **0829063** | 1 |

### Accessories

| | | | |
|---|---|---|---|
| **Magazine,** for CMS-P1-PLOTTER | **P1 UC-MAG 7** | **5146568** | 1 |
| **Assembly tool,** for easily sliding on UC–WMCO 2,9 ... and UC–WMCO 3,6 ... conductor markers | **UC-WMCO 3,6 TOOL** | **0827804** | 10 |
| **Assembly tool set,** for easily sliding on UC–WMCO 1,6 ... and UC–WMCO 4,9 ... conductor markers | **UC-WMCO TOOL SET** | **0827807** | 1 |

PRINTED FOR YOU

**40 markers for conductor diameters from 2.1 to 2.9 mm, lettering field size: 21 x 3.5 mm**

PRINTED FOR YOU

**32 markers for conductor diameters from 2.9 to 3.6 mm, lettering field size: 12 x 4.5 mm**

PRINTED FOR YOU

**32 markers for conductor diameters from 2.9 to 3.6 mm, lettering field size: 21 x 4.5 mm**

## Technical data

BLUEMARK CLED • BLUEMARK LED • CMS-P1-PLOTTER
40
10
PA
V2
-40 ... 120
free from silicone and halogen
2.1 ... 2.9
0.75 ... 1.5

## Ordering data

| Type | Order No. | Pcs. / Pkt. |
|---|---|---|
| UC-WMCO 2,9 (21X3,5) | 0827162 | 10 |
| UC-WMCO 2,9 (21X3,5) RD | 0827576 | 10 |
| UC-WMCO 2,9 (21X3,5) OG | 0827577 | 10 |
| UC-WMCO 2,9 (21X3,5) YE | 0827573 | 10 |
| UC-WMCO 2,9 (21X3,5) VT | 0827578 | 10 |
| UC-WMCO 2,9 (21X3,5) BU | 0827574 | 10 |
| UC-WMCO 2,9 (21X3,5) GN | 0827575 | 10 |
| UC-WMCO 2,9 (21X3,5) CUS | 0829067 | 1 |
| UC-WMCO 2,9 (21X3,5) RD CUS | 0829071 | 1 |
| UC-WMCO 2,9 (21X3,5) OG CUS | 0829072 | 1 |
| UC-WMCO 2,9 (21X3,5) YE CUS | 0829068 | 1 |
| UC-WMCO 2,9 (21X3,5) VT CUS | 0829073 | 1 |
| UC-WMCO 2,9 (21X3,5) BU CUS | 0829069 | 1 |
| UC-WMCO 2,9 (21X3,5) GN CUS | 0829070 | 1 |

## Accessories

| | | |
|---|---|---|
| P1 UC-MAG 7 | 5146568 | 1 |
| UC-WMCO 3,6 TOOL | 0827804 | 10 |
| UC-WMCO TOOL SET | 0827807 | 1 |

## Technical data

BLUEMARK CLED • BLUEMARK LED • CMS-P1-PLOTTER
32
8
PA
V2
-40 ... 120
free from silicone and halogen
2.9 ... 3.6
1.5 ... 2.5

## Ordering data

| Type | Order No. | Pcs. / Pkt. |
|---|---|---|
| UC-WMCO 3,6 (12X4,5) | 0827176 | 10 |
| UC-WMCO 3,6 (12X4,5) RD | 0827588 | 10 |
| UC-WMCO 3,6 (12X4,5) OG | 0827589 | 10 |
| UC-WMCO 3,6 (12X4,5) YE | 0827585 | 10 |
| UC-WMCO 3,6 (12X4,5) VT | 0827590 | 10 |
| UC-WMCO 3,6 (12X4,5) BU | 0827586 | 10 |
| UC-WMCO 3,6 (12X4,5) GN | 0827587 | 10 |
| UC-WMCO 3,6 (12X4,5) CUS | 0829074 | 1 |
| UC-WMCO 3,6 (12X4,5) RD CUS | 0829078 | 1 |
| UC-WMCO 3,6 (12X4,5) OG CUS | 0829079 | 1 |
| UC-WMCO 3,6 (12X4,5) YE CUS | 0829075 | 1 |
| UC-WMCO 3,6 (12X4,5) VT CUS | 0829080 | 1 |
| UC-WMCO 3,6 (12X4,5) BU CUS | 0829076 | 1 |
| UC-WMCO 3,6 (12X4,5) GN CUS | 0829077 | 1 |

## Accessories

| | | |
|---|---|---|
| P1 UC-MAG 7 | 5146568 | 1 |
| UC-WMCO 3,6 TOOL | 0827804 | 10 |
| UC-WMCO TOOL SET | 0827807 | 1 |

## Technical data

BLUEMARK CLED • BLUEMARK LED • CMS-P1-PLOTTER
32
8
PA
V2
-40 ... 120
free from silicone and halogen
2.9 ... 3.6
1.5 ... 2.5

## Ordering data

| Type | Order No. | Pcs. / Pkt. |
|---|---|---|
| UC-WMCO 3,6 (21X4,5) | 0827190 | 10 |
| UC-WMCO 3,6 (21X4,5) RD | 0827600 | 10 |
| UC-WMCO 3,6 (21X4,5) OG | 0827601 | 10 |
| UC-WMCO 3,6 (21X4,5) YE | 0827597 | 10 |
| UC-WMCO 3,6 (21X4,5) VT | 0827602 | 10 |
| UC-WMCO 3,6 (21X4,5) BU | 0827598 | 10 |
| UC-WMCO 3,6 (21X4,5) GN | 0827599 | 10 |
| UC-WMCO 3,6 (21X4,5) CUS | 0829081 | 1 |
| UC-WMCO 3,6 (21X4,5) RD CUS | 0829085 | 1 |
| UC-WMCO 3,6 (21X4,5) OG CUS | 0829086 | 1 |
| UC-WMCO 3,6 (21X4,5) YE CUS | 0829082 | 1 |
| UC-WMCO 3,6 (21X4,5) VT CUS | 0829087 | 1 |
| UC-WMCO 3,6 (21X4,5) BU CUS | 0829083 | 1 |
| UC-WMCO 3,6 (21X4,5) GN CUS | 0829084 | 1 |

## Accessories

| | | |
|---|---|---|
| P1 UC-MAG 7 | 5146568 | 1 |
| UC-WMCO 3,6 TOOL | 0827804 | 10 |
| UC-WMCO TOOL SET | 0827807 | 1 |

## Conductor and cable marking

### UniCard slide-on conductor marking

– The UC-WMCO ... UniCard labeling range includes slide-on markers for the subsequent labeling of conductors. They can be slid on easily using the UC-WMCO ... TOOL
– Labeling service: Phoenix Contact can custom-label all UniCard markers in accordance with your requirements

**Notes:**

[1]) For ordering example, see page 359.

PRINTED FOR YOU

**24 markers for conductor diameters from 3.6 to 4.9 mm, lettering field size: 12 x 5 mm**

PRINTED FOR YOU

**24 markers for conductor diameters from 3.6 to 4.9 mm, lettering field size: 21 x5 mm**

| | | Technical data | Technical data |
|---|---|---|---|
| **General data** | | | |
| Can be printed with: | | BLUEMARK CLED • BLUEMARK LED • CMS-P1-PLOTTER | BLUEMARK CLED • BLUEMARK LED • CMS-P1-PLOTTER |
| Number of individual labels | | 24 | 24 |
| Number of individual labels per strip | | 6 | 6 |
| Material | | PA | PA |
| Inflammability class according to UL 94 | | V2 | V2 |
| Temperature range | [°C] | -40 ... 120 | -40 ... 120 |
| Components | | free from silicone and halogen | free from silicone and halogen |
| Conductor diameter range | [mm] | 3.6 ... 4.9 | 3.6 ... 4.9 |
| Conductor cross section range | [mm²] | 2.5 ... 4 | 2.5 ... 4 |

| | | Ordering data | | | Ordering data | | |
|---|---|---|---|---|---|---|---|
| Description | Color | Type | Order No. | Pcs. / Pkt. | Type | Order No. | Pcs. / Pkt. |
| **UniCard,** for subsequent labeling of conductors | | | | | | | |
| | white | **UC-WMCO 4,9 (12X5)** | **0827733** | 5 | **UC-WMCO 4,9 (21X5)** | **0827747** | 5 |
| | red | **UC-WMCO 4,9 (12X5) RD** | **0827737** | 5 | **UC-WMCO 4,9 (21X5) RD** | **0827751** | 5 |
| | orange | **UC-WMCO 4,9 (12X5) OG** | **0827738** | 5 | **UC-WMCO 4,9 (21X5) OG** | **0827752** | 5 |
| | yellow | **UC-WMCO 4,9 (12X5) YE** | **0827734** | 5 | **UC-WMCO 4,9 (21X5) YE** | **0827748** | 5 |
| | violet | **UC-WMCO 4,9 (12X5) VT** | **0827739** | 5 | **UC-WMCO 4,9 (21X5) VT** | **0827753** | 5 |
| | blue | **UC-WMCO 4,9 (12X5) BU** | **0827735** | 5 | **UC-WMCO 4,9 (21X5) BU** | **0827749** | 5 |
| | green | **UC-WMCO 4,9 (12X5) GN** | **0827736** | 5 | **UC-WMCO 4,9 (21X5) GN** | **0827750** | 5 |
| **UniCard,** for subsequent labeling of conductors, **labeled acc. to customer specifications**[1]) | | | | | | | |
| | white | **UC-WMCO 4,9 (12X5) CUS** | **0829088** | 1 | **UC-WMCO 4,9 (21X5) CUS** | **0829095** | 1 |
| | red | **UC-WMCO 4,9 (12X5) RD CUS** | **0829092** | 1 | **UC-WMCO 4,9 (21X5) RD CUS** | **0829099** | 1 |
| | orange | **UC-WMCO 4,9 (12X5) OG CUS** | **0829093** | 1 | **UC-WMCO 4,9 (21X5) OG CUS** | **0829100** | 1 |
| | yellow | **UC-WMCO 4,9 (12X5) YE CUS** | **0829089** | 1 | **UC-WMCO 4,9 (21X5) YE CUS** | **0829096** | 1 |
| | violet | **UC-WMCO 4,9 (12X5) VT CUS** | **0829094** | 1 | **UC-WMCO 4,9 (21X5) VT CUS** | **0829101** | 1 |
| | blue | **UC-WMCO 4,9 (12X5) BU CUS** | **0829090** | 1 | **UC-WMCO 4,9 (21X5) BU CUS** | **0829097** | 1 |
| | green | **UC-WMCO 4,9 (12X5) GN CUS** | **0829091** | 1 | **UC-WMCO 4,9 (21X5) GN CUS** | **0829098** | 1 |

| | Accessories | | | Accessories | | |
|---|---|---|---|---|---|---|
| **Magazine,** for CMS-P1-PLOTTER | **P1 UC-MAG 7** | **5146568** | 1 | **P1 UC-MAG 7** | **5146568** | 1 |
| **Assembly tool,** for easily sliding on UC–WMCO 4,9 ... conductor markers | **UC-WMCO 5,8 TOOL** | **0827805** | 10 | **UC-WMCO 5,8 TOOL** | **0827805** | 10 |
| **Assembly tool set,** for easily sliding on UC–WMCO 1,6 ... and UC–WMCO 4,9 ... conductor markers | **UC-WMCO TOOL SET** | **0827807** | 1 | **UC-WMCO TOOL SET** | **0827807** | 1 |

## Conductor marking with ferrules that can be labeled

- Ferrules can be labeled with BLUEMARK CLED
- Crimping and marking in one step
- Highly resistant and optimum printing quality thanks to modern UV printing technology
- Ferrules made from electrolytic copper
- Electrogalvanized
- Corresponding crimping pliers can be found on page 393.

Can be printed with:

UV

**UV LED technology**

**Ferrules for conductors with a cross section of 0.5 to 2.5 mm², lettering field size: 15 x 4 mm**

### Technical data

| General data | |
|---|---|
| Can be printed with: | BLUEMARK CLED • BLUEMARK LED |
| Material / coating | E-CU / tin-plated (galvanic) |
| Temperature range [°C] | -40 ... 120 |
| Components | free from silicone and halogen |

### Ordering data

| Description | Color | Type | Order No. | Pcs. / Pkt. |
|---|---|---|---|---|
| **Ferrules**, with plastic sleeve that can be marked, color range according to **DIN 46228-4: 1990-09** | | | | |
| 20 pcs., 0.5 mm² cross section | white | **AI-WM 0,5-8 WH** | **3240542** | 780 |
| 20 pcs., 0.75 mm² cross section | gray | **AI-WM 0,75-8 GY** | **3240543** | 780 |
| 20 pcs., 1.0 mm² cross section | red | **AI-WM 1-8 RD** | **3240544** | 780 |
| 20 pcs., 1.5 mm² cross section | white | **AI-WM 1,5-8 WH** | **3240545** | 780 |
| 20 pcs., 2.5 mm² cross section | blue | **AI-WM 2,5-8 BU** | **3240572** | 528 |

### Accessories

| | | | |
|---|---|---|---|
| **Magazine for BLUEMARK printer,** for accommodating ferrules with insulating collar that can be labeled | | | |
| For 0.5 – 1.5 mm² | | **BLUEMARK MAG AI-WM** | **5146567** | 1 |
| For 2.5 mm² | | **BLUEMARK MAG AI-WM 2,5** | **5146640** | 1 |



## UniCard conductor marking for marking collars




- The UC−WMT ... UniCard labeling range includes markers for conductor marking with marking collars from the PATG/PATO ... system; see page 224
- The markers, which are supplied in uniform sheets, can be printed onto quickly and easily using the BLUEMARK CLED
- The format automatically ensures printing with a high level of positional accuracy
- Labeled insert strips are simply inserted into the collars. This protects the marking against contamination
- To simplify mounting, the insert labels are arranged on UniCard sheets so that they can be separated branch by branch
- The sheets provide space for including function texts
- Labeling service: Phoenix Contact can custom-label all UniCard markers in accordance with your requirements

| Notes: |
|---|
| PATG/PATO ... system, see page 224. |
| [1]) For ordering example, see page 359. |

Can be printed with:

**UV LED technology**

**Plotter**

PRINTED FOR YOU

**48 markers**
**for a lettering field size of 10 x 4 mm**

### Technical data

| General data | | |
|---|---|---|
| Can be printed with: | | BLUEMARK CLED • BLUEMARK LED • CMS-P1-PLOTTER |
| Number of individual labels | | 48 |
| Number of individual labels per strip | | 8 |
| Material | | PA |
| Inflammability class according to UL 94 | | V2 |
| Temperature range | [°C] | -40 ... 120 |
| Components | | free from silicone and halogen |

### Ordering data

| Description | Color | Type | Order No. | Pcs. / Pkt. |
|---|---|---|---|---|
| **UniCard**, with insert strips for PATG and PATO marking collars | | | | |
| | white | **UC-WMT (10X4)** | **0819372** | 10 |
| | red | **UC-WMT (10X4) RD** | **0821001** | 10 |
| | orange | **UC-WMT (10X4) OG** | **0823986** | 10 |
| | yellow | **UC-WMT (10X4) YE** | **0819385** | 10 |
| | violet | **UC-WMT (10X4) VT** | **0825360** | 10 |
| | blue | **UC-WMT (10X4) BU** | **0820992** | 10 |
| | green | **UC-WMT (10X4) GN** | **0823999** | 10 |
| **UniCard,** with insert strips for marking system, **labeled acc. to customer specifications**[1]) | | | | |
| | white | **UC-WMT (10X 4) CUS** | **0824788** | 1 |
| | red | **UC-WMT (10X 4) RD CUS** | **0824790** | 1 |
| | orange | **UC-WMT (10X4) OG CUS** | **0824796** | 1 |
| | yellow | **UC-WMT (10X 4) YE CUS** | **0824791** | 1 |
| | violet | **UC-WMT (10X4) VT CUS** | **0826789** | 1 |
| | blue | **UC-WMT (10X 4) BU CUS** | **0824789** | 1 |
| | green | **UC-WMT (10X4) GN CUS** | **0824795** | 1 |

### Accessories

| | | | | |
|---|---|---|---|---|
| **Magazine,** for CMS-P1-PLOTTER | | | | |
| | | **P1 UC-MAG 4** | **5146105** | 1 |



PRINTED FOR YOU

**32 markers**
**for a lettering field size of 12 x 4 mm**

## Technical data

BLUEMARK CLED • BLUEMARK LED • CMS-P1-PLOTTER
32
8
PA
V2
-40 ... 120
free from silicone and halogen

## Ordering data

| Type | Order No. | Pcs. / Pkt. |
|---|---|---|
| UC-WMT (12X4) | 0823517 | 10 |
| UC-WMT (12X4) RD | 0823614 | 10 |
| UC-WMT (12X4) OG | 0823588 | 10 |
| UC-WMT (12X4) YE | 0823591 | 10 |
| UC-WMT (12X4) VT | 0825378 | 10 |
| UC-WMT (12X4) BU | 0823575 | 10 |
| UC-WMT (12X4) GN | 0823601 | 10 |
| UC-WMT (12X4) CUS | 0827033 | 1 |
| UC-WMT (12X4) RD CUS | 0827035 | 1 |
| UC-WMT (12X4) OG CUS | 0827036 | 1 |
| UC-WMT (12X4) YE CUS | 0827037 | 1 |
| UC-WMT (12X4) VT CUS | 0827038 | 1 |
| UC-WMT (12X4) BU CUS | 0827039 | 1 |
| UC-WMT (12X4) GN CUS | 0827040 | 1 |

## Accessories

| | | |
|---|---|---|
| P1 UC-MAG 4 | 5146105 | 1 |

PRINTED FOR YOU

**32 markers**
**for a lettering field size of 15 x 4 mm**

## Technical data

BLUEMARK CLED • BLUEMARK LED • CMS-P1-PLOTTER
32
8
PA
V2
-40 ... 120
free from silicone and halogen

## Ordering data

| Type | Order No. | Pcs. / Pkt. |
|---|---|---|
| UC-WMT (15X4) | 0819398 | 10 |
| UC-WMT (15X4) RD | 0821043 | 10 |
| UC-WMT (15X4) OG | 0824037 | 10 |
| UC-WMT (15X4) YE | 0819408 | 10 |
| UC-WMT (15X4) VT | 0825361 | 10 |
| UC-WMT (15X4) BU | 0821030 | 10 |
| UC-WMT (15X4) GN | 0824040 | 10 |
| UC-WMT (15X 4) CUS | 0824812 | 1 |
| UC-WMT (15X 4) RD CUS | 0824814 | 1 |
| UC-WMT (15X4) OG CUS | 0824821 | 1 |
| UC-WMT (15X 4) YE CUS | 0824815 | 1 |
| UC-WMT (15X4) VT CUS | 0826791 | 1 |
| UC-WMT (15X 4) BU CUS | 0824813 | 1 |
| UC-WMT (15X4) GN CUS | 0824820 | 1 |

## Accessories

| | | |
|---|---|---|
| P1 UC-MAG 4 | 5146105 | 1 |

PRINTED FOR YOU

**24 markers**
**for a lettering field size of 18 x 4 mm**

## Technical data

BLUEMARK CLED • BLUEMARK LED • CMS-P1-PLOTTER
24
8
PA
V2
-40 ... 120
free from silicone and halogen

## Ordering data

| Type | Order No. | Pcs. / Pkt. |
|---|---|---|
| UC-WMT (18X4) | 0820293 | 10 |
| UC-WMT (18X4) RD | 0821085 | 10 |
| UC-WMT (18X4) OG | 0824079 | 10 |
| UC-WMT (18X4) YE | 0820303 | 10 |
| UC-WMT (18X4) VT | 0825362 | 10 |
| UC-WMT (18X4) BU | 0821072 | 10 |
| UC-WMT (18X4) GN | 0824082 | 10 |
| UC-WMT (18X4) CUS | 0824824 | 1 |
| UC-WMT (18X4) RD CUS | 0824826 | 1 |
| UC-WMT (18X4) OG CUS | 0824833 | 1 |
| UC-WMT (18X4) YE CUS | 0824827 | 1 |
| UC-WMT (18X4) VT CUS | 0826793 | 1 |
| UC-WMT (18X4) BU CUS | 0824825 | 1 |
| UC-WMT (18X4) GN CUS | 0824832 | 1 |

## Accessories

| | | |
|---|---|---|
| P1 UC-MAG 4 | 5146105 | 1 |

## UniCard conductor marking for marking collars

– The UC−WMT ... UniCard labeling range includes markers for conductor marking with marking collars from the PATG/PATO ... system; see page 224
– Labeling service: Phoenix Contact can custom-label all UniCard markers in accordance with your requirements

| Notes: |
|---|
| PATG/PATO ... system, see page 224. |
| [1]) For ordering example, see page 359. |

PRINTED FOR YOU

**24 markers**
**for a lettering field size of 23 x 4 mm**

PRINTED FOR YOU

**16 markers**
**for a lettering field size of 30 x 4 mm**

| | | Technical data | Technical data |
|---|---|---|---|
| **General data** | | | |
| Can be printed with: | | BLUEMARK CLED • BLUEMARK LED • CMS-P1-PLOTTER | BLUEMARK CLED • BLUEMARK LED • CMS-P1-PLOTTER |
| Number of individual labels | | 24 | 16 |
| Number of individual labels per strip | | 8 | 8 |
| Material | | PA | PA |
| Inflammability class according to UL 94 | | V2 | V2 |
| Temperature range | [°C] | -40 ... 120 | -40 ... 120 |
| Components | | free from silicone and halogen | free from silicone and halogen |

| | | Ordering data | | | Ordering data | | |
|---|---|---|---|---|---|---|---|
| Description | Color | Type | Order No. | Pcs. / Pkt. | Type | Order No. | Pcs. / Pkt. |
| **UniCard**, with insert strips for PATG and PATO marking collars | | | | | | | |
| | white | **UC-WMT (23X4)** | **0819411** | 10 | **UC-WMT (30X4)** | **0819437** | 10 |
| | red | **UC-WMT (23X4) RD** | **0821124** | 10 | **UC-WMT (30X4) RD** | **0821166** | 10 |
| | orange | **UC-WMT (23X4) OG** | **0824118** | 10 | **UC-WMT (30X4) OG** | **0824150** | 10 |
| | yellow | **UC-WMT (23X4) YE** | **0819424** | 10 | **UC-WMT (30X4) YE** | **0819440** | 10 |
| | violet | **UC-WMT (23X4) VT** | **0825363** | 10 | **UC-WMT (30X4) VT** | **0825364** | 10 |
| | blue | **UC-WMT (23X4) BU** | **0821111** | 10 | **UC-WMT (30X4) BU** | **0821153** | 10 |
| | green | **UC-WMT (23X4) GN** | **0824121** | 10 | **UC-WMT (30X4) GN** | **0824163** | 10 |
| **UniCard,** with insert strips for marking system, **labeled acc. to customer specifications**[1]) | | | | | | | |
| | white | **UC-WMT (23X4) CUS** | **0824838** | 1 | **UC-WMT (30X 4) CUS** | **0824848** | 1 |
| | red | **UC-WMT (23X4) RD CUS** | **0824842** | 1 | **UC-WMT (30X4) RD CUS** | **0824855** | 1 |
| | orange | **UC-WMT (23X4) OG CUS** | **0824841** | 1 | **UC-WMT (30X4) OG CUS** | **0824854** | 1 |
| | yellow | **UC-WMT (23X4) YE CUS** | **0824843** | 1 | **UC-WMT (30X 4) YE CUS** | **0824849** | 1 |
| | violet | **UC-WMT (23X4) VT CUS** | **0826795** | 1 | **UC-WMT (30X4) VT CUS** | **0826797** | 1 |
| | blue | **UC-WMT (23X4) BU CUS** | **0824839** | 1 | **UC-WMT (30X4) BU CUS** | **0824852** | 1 |
| | green | **UC-WMT (23X4) GN CUS** | **0824840** | 1 | **UC-WMT (30X4) GN CUS** | **0824853** | 1 |

| | Accessories | | | Accessories | | |
|---|---|---|---|---|---|---|
| **Magazine,** for CMS-P1-PLOTTER | | | | | | |
| | **P1 UC-MAG 4** | **5146105** | 1 | **P1 UC-MAG 4** | **5146105** | 1 |

## UniCard cable marking for assembly with cable binders

- The UC-WMTB ... UniCard labeling range includes markers that can be secured using standard cable binders
- The markers, which are supplied in uniform sheets, can be printed onto quickly and easily using the BLUEMARK CLED
- The format automatically ensures printing with a high level of positional accuracy
- For large-surface labeling of conductors and cables > 7 mm in diameter
- The sheets provide space for including function texts
- Labeling service: Phoenix Contact can custom-label all UniCard markers in accordance with your requirements

| Notes: |
|---|
| For more cable markers for fixing with cable binders, visit: www.phoenixcontact.net/products. |
| For corresponding cable binders, see page 574 onwards. |
| [1]) For ordering example, see page 359. |

Can be printed with:

UV LED technology

Plotter

PRINTED FOR YOU

**Markers for cable diameters > 7 mm**

### Technical data

| General data | | |
|---|---|---|
| Can be printed with: | | BLUEMARK CLED • BLUEMARK LED • CMS-P1-PLOTTER |
| Material | | PA |
| Inflammability class according to UL 94 | | V2 |
| Temperature range | [°C] | -40 ... 120 |
| Components | | free from silicone and halogen |
| Cable diameter range | [mm] | > 7 |
| Cable cross section range | [mm²] | > 16 |

### Ordering data

| Description | Color | Type | Order No. | Pcs. / Pkt. |
|---|---|---|---|---|
| **UniCard,** for assembly with two cable binders, 4-section, lettering field size: 44 x 15 mm | | | | |
| | white | **UC-WMTB (44X15)** | **0828376** | 10 |
| | red | **UC-WMTB (44X15) RD** | **0828377** | 10 |
| | orange | **UC-WMTB (44X15) OG** | **0828378** | 10 |
| | yellow | **UC-WMTB (44X15) YE** | **0828379** | 10 |
| | violet | **UC-WMTB (44X15) VT** | **0828380** | 10 |
| | blue | **UC-WMTB (44X15) BU** | **0828381** | 10 |
| | green | **UC-WMTB (44X15) GN** | **0828382** | 10 |
| | silver | **UC-WMTB (44X15) SR** | **0828383** | 10 |
| | brown | **UC-WMTB (44X15) BN** | **0828384** | 10 |
| **UniCard,** for assembly with one cable binder | | | | |
| 3-section, lettering field size: 52 x 30 mm | white | **UC-WMTB (52X30)** | **5775288** | 10 |
| 2-section, lettering field size: 52 x 50 mm | white | **UC-WMTB (52X50)** | **5775289** | 10 |
| **UniCard,** for mounting with two cable binders, **labeled acc. to customer specifications,** 4-section, lettering field size: 44 x 15 mm[1]) | | | | |
| | white | **UC-WMTB (44X15) CUS** | **0829379** | 1 |
| | orange | **UC-WMTB (44X15) OG CUS** | **0829405** | 1 |
| | yellow | **UC-WMTB (44X15) YE CUS** | **0829409** | 1 |
| | violet | **UC-WMTB (44X15) VT CUS** | **0829408** | 1 |
| | blue | **UC-WMTB (44X15) BU CUS** | **0829403** | 1 |
| | green | **UC-WMTB (44X15) GN CUS** | **0829404** | 1 |
| | silver | **UC-WMTB (44X15) SR CUS** | **0829407** | 1 |
| | brown | **UC-WMTB (44X15) BN CUS** | **0829402** | 1 |
| **UniCard,** for assembly with one cable binder, **labeled acc. to customer specifications**[1]) | | | | |
| 3-section, lettering field size: 52 x 30 mm | white | **UC-WMTB (52X30) CUS** | **0829432** | 1 |
| 2-section, lettering field size: 52 x 50 mm | white | **UC-WMTB (52X50) CUS** | **0829433** | 1 |

### Accessories

| | | | |
|---|---|---|---|
| **Magazine,** for CMS-P1-PLOTTER | **P1 UC-MAG 6** | **5146121** | 1 |

## UniCard cable marking for assembly with cable binders

Can be printed with:

UV LED technology

Plotter

PRINTED FOR YOU

**12 markers for a cable diameter > 4 mm, lettering field size: 24 x 5 mm**

- The UC-WMTBA ... UniCard labeling range includes markers that can be secured using standard cable binders
- The markers, which are supplied in uniform sheets, can be printed onto quickly and easily using the BLUEMARK CLED
- The format automatically ensures printing with a high level of positional accuracy
- For large-surface labeling of conductors and cables > 4 mm in diameter
- The sheets provide space for including function texts
- Thanks to their angular shape the markers fit perfectly onto cables
- Labeling service: Phoenix Contact can custom-label all UniCard markers in accordance with your requirements

**Notes:**

Cable binders can be used for UC-WMTBA... up to a width of 5 mm.

For corresponding cable binders, see page 574 onwards.

[1]) For ordering example, see page 359.

### Technical data

| | | |
|---|---|---|
| **General data** | | |
| Can be printed with: | | BLUEMARK CLED • BLUEMARK LED • CMS-P1-PLOTTER |
| Number of individual labels | | 12 |
| Number of individual labels per strip | | 4 |
| Material | | PA |
| Inflammability class according to UL 94 | | V2 |
| Temperature range | [°C] | -40 ... 120 |
| Components | | free from silicone and halogen |
| Cable diameter range | [mm] | > 4 |

### Ordering data

| Description | Color | Type | Order No. | Pcs. / Pkt. |
|---|---|---|---|---|
| **UniCard,** for assembly with cable binders | | | | |
| | white | **UC-WMTBA (24X5)** | **0820426** | 10 |
| | red | **UC-WMTBA (24X5) RD** | **0820565** | 10 |
| | orange | **UC-WMTBA (24X5) OG** | **0825342** | 10 |
| | yellow | **UC-WMTBA (24X5) YE** | **0820439** | 10 |
| | violet | **UC-WMTBA (24X5) VT** | **0825344** | 10 |
| | blue | **UC-WMTBA (24X5) BU** | **0820552** | 10 |
| | green | **UC-WMTBA (24X5) GN** | **0825343** | 10 |
| **UniCard,** for assembly with cable binders, **labeled acc. to customer specifications**[1]) | | | | |
| | white | **UC-WMTBA (24X5) CUS** | **0824860** | 1 |
| | red | **UC-WMTBA (24X5) RD CUS** | **0824862** | 1 |
| | orange | **UC-WMTBA (24X5) OG CUS** | **0826800** | 1 |
| | yellow | **UC-WMTBA (24X5) YE CUS** | **0824863** | 1 |
| | violet | **UC-WMTBA (24X5) VT CUS** | **0826801** | 1 |
| | blue | **UC-WMTBA (24X5) BU CUS** | **0824861** | 1 |
| | green | **UC-WMTBA (24X5) GN CUS** | **0826799** | 1 |

### Accessories

| | | | |
|---|---|---|---|
| **Magazine,** for CMS-P1-PLOTTER | | | |
| | | **P1 UC-MAG 1** | **5146079** | 1 |

PRINTED FOR YOU

**12 markers for a cable diameter > 6 mm, lettering field size: 29 x 8 mm**

PRINTED FOR YOU

**4 markers for a cable diameter > 6 mm, lettering field size: 60 x 11 mm**

## Technical data

BLUEMARK CLED • BLUEMARK LED • CMS-P1-PLOTTER
12
4
PA
V2
-40 ... 120
free from silicone and halogen
> 6

## Ordering data

| Type | Order No. | Pcs. / Pkt. |
|---|---|---|
| **UC-WMTBA (29X8)** | **0820183** | 10 |
| **UC-WMTBA (29X8) RD** | **0820604** | 10 |
| **UC-WMTBA (29X8) OG** | **0825345** | 10 |
| **UC-WMTBA (29X8) YE** | **0820390** | 10 |
| **UC-WMTBA (29X8) VT** | **0825347** | 10 |
| **UC-WMTBA (29X8) BU** | **0820594** | 10 |
| **UC-WMTBA (29X8) GN** | **0825346** | 10 |
| **UC-WMTBA (29X8) CUS** | **0824868** | 1 |
| **UC-WMTBA (29X8) RD CUS** | **0824870** | 1 |
| **UC-WMTBA (29X8) OG CUS** | **0826806** | 1 |
| **UC-WMTBA (29X8) YE CUS** | **0824871** | 1 |
| **UC-WMTBA (29X8) VT CUS** | **0826807** | 1 |
| **UC-WMTBA (29X8) BU CUS** | **0824869** | 1 |
| **UC-WMTBA (29X8) GN CUS** | **0826805** | 1 |

## Accessories

| | | |
|---|---|---|
| **P1 UC-MAG 1** | **5146079** | 1 |

## Technical data

BLUEMARK CLED • BLUEMARK LED • CMS-P1-PLOTTER
4
1
PA
V2
-40 ... 120
free from silicone and halogen
> 6

## Ordering data

| Type | Order No. | Pcs. / Pkt. |
|---|---|---|
| **UC-WMTBA (60X11)** | **0820468** | 10 |
| **UC-WMTBA (60X11) RD** | **0820646** | 10 |
| **UC-WMTBA (60X11) OG** | **0825348** | 10 |
| **UC-WMTBA (60X11) YE** | **0820471** | 10 |
| **UC-WMTBA (60X11) VT** | **0825350** | 10 |
| **UC-WMTBA (60X11) BU** | **0820633** | 10 |
| **UC-WMTBA (60X11) GN** | **0825349** | 10 |
| **UC-WMTBA (60X11) CUS** | **0824876** | 1 |
| **UC-WMTBA (60X11) RD CUS** | **0824878** | 1 |
| **UC-WMTBA (60X11) OG CUS** | **0826812** | 1 |
| **UC-WMTBA (60X11) YE CUS** | **0824879** | 1 |
| **UC-WMTBA (60X11) VT CUS** | **0826813** | 1 |
| **UC-WMTBA (60X11) BU CUS** | **0824877** | 1 |
| **UC-WMTBA (60X11) GN CUS** | **0826811** | 1 |

## Accessories

| | | |
|---|---|---|
| **P1 UC-MAG 1** | **5146079** | 1 |

## UniCard conductor marking for marking collars

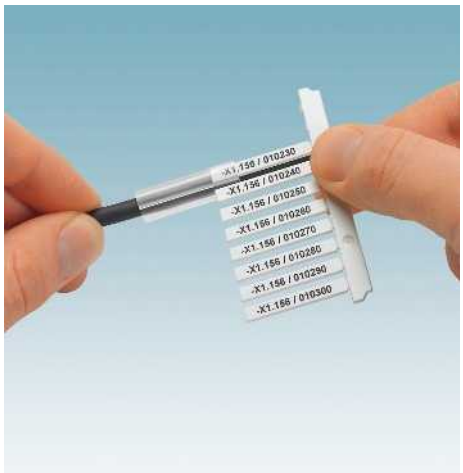

- The UCT−WMT ... UniCard labeling range includes markers for conductor marking with marking collars from the PATG/PATO ... system; see page 224
- The markers, which are supplied in uniform sheets, can be printed onto quickly and easily using the BLUEMARK CLED
- The format automatically ensures printing with a high level of positional accuracy
- Labeled insert strips are simply inserted into the collars. This protects the marking against contamination
- To simplify mounting, the insert labels are arranged on UniCard sheets so that they can be separated branch by branch
- The sheets provide space for including function texts
- Labeling service: Phoenix Contact can custom-label all UniCard markers in accordance with your requirements

**Notes:**

PATG/PATO ... system, see page 224.

[1]) For ordering example, see page 359.

Can be printed with:

**Thermal transfer for sheets and cards**

**UV LED technology**

PRINTED FOR YOU

**60 markers with 10 x 4 mm lettering field size**

### Technical data

| General data | |
|---|---|
| Can be printed with: | THERMOMARK CARD PLUS • THERMOMARK CARD • BLUEMARK CLED • BLUEMARK LED |
| Number of individual labels | 60 |
| Material | PC V0 |
| Inflammability class according to UL 94 | V0 |
| Temperature range [°C] | -40 ... 120 |
| Components | free from silicone and halogen |

### Ordering data

| Description | Color | Type | Order No. | Pcs. / Pkt. |
|---|---|---|---|---|
| **UniCard**, with insert strips for PATG and PATO marking collars | | | | |
| | white | **UCT-WMT (10X4)** | **0801430** | 10 |
| | red | **UCT-WMT (10X4) RD** | **0801433** | 10 |
| | orange | **UCT-WMT (10X4) OG** | **0801434** | 10 |
| | yellow | **UCT-WMT (10X4) YE** | **0801431** | 10 |
| | violet | **UCT-WMT (10X4) VT** | **0801436** | 10 |
| | blue | **UCT-WMT (10X4) BU** | **0801437** | 10 |
| | green | **UCT-WMT (10X4) GN** | **0801435** | 10 |
| **UniCard,** with insert strips for PATG, PATO marking system, **labeled according to customer specifications**[1]) | | | | |
| | white | **UCT-WMT (10X4) CUS** | **0801515** | 1 |
| | red | **UCT-WMT (10X4) RD CUS** | **0801517** | 1 |
| | orange | **UCT-WMT (10X4) OG CUS** | **0801518** | 1 |
| | yellow | **UCT-WMT (10X4) YE CUS** | **0801516** | 1 |
| | violet | **UCT-WMT (10X4) VT CUS** | **0801520** | 1 |
| | blue | **UCT-WMT (10X4) BU CUS** | **0801521** | 1 |
| | green | **UCT-WMT (10X4) GN CUS** | **0801519** | 1 |

### Accessories

| | | | |
|---|---|---|---|
| **Magazine,** for THERMOMARK CARD ..., for accommodating UCT-WMT ... sheets, UCT-EM (17X10) | **THERMOMARK CARD-UCT-MAG7** | **0801734** | 1 |



PRINTED FOR YOU

**50 markers with 12 x 4 mm lettering field size**

## Technical data

THERMOMARK CARD PLUS • THERMOMARK CARD • BLUEMARK CLED • BLUEMARK LED
50
PC V0
V0
-40 ... 120
free from silicone and halogen

## Ordering data

| Type | Order No. | Pcs. / Pkt. |
|---|---|---|
| UCT-WMT (12X4) | 0801438 | 10 |
| UCT-WMT (12X4) RD | 0801440 | 10 |
| UCT-WMT (12X4) OG | 0801441 | 10 |
| UCT-WMT (12X4) YE | 0801439 | 10 |
| UCT-WMT (12X4) VT | 0801443 | 10 |
| UCT-WMT (12X4) BU | 0801444 | 10 |
| UCT-WMT (12X4) GN | 0801442 | 10 |
| UCT-WMT (12X4) CUS | 0801522 | 1 |
| UCT-WMT (12X4) RD CUS | 0801524 | 1 |
| UCT-WMT (12X4) OG CUS | 0801525 | 1 |
| UCT-WMT (12X4) YE CUS | 0801523 | 1 |
| UCT-WMT (12X4) VT CUS | 0801528 | 1 |
| UCT-WMT (12X4) BU CUS | 0801529 | 1 |
| UCT-WMT (12X4) GN CUS | 0801527 | 1 |

## Accessories

| | | |
|---|---|---|
| THERMOMARK CARD-UCT-MAG7 | 0801734 | 1 |

PRINTED FOR YOU

**50 markers with 15 x 4 mm lettering field size**

## Technical data

THERMOMARK CARD PLUS • THERMOMARK CARD • BLUEMARK CLED • BLUEMARK LED
50
PC V0
V0
-40 ... 120
free from silicone and halogen

## Ordering data

| Type | Order No. | Pcs. / Pkt. |
|---|---|---|
| UCT-WMT (15X4) | 0801446 | 10 |
| UCT-WMT (15X4) RD | 0801448 | 10 |
| UCT-WMT (15X4) OG | 0801449 | 10 |
| UCT-WMT (15X4) YE | 0801447 | 10 |
| UCT-WMT (15X4) VT | 0801451 | 10 |
| UCT-WMT (15X4) BU | 0801452 | 10 |
| UCT-WMT (15X4) GN | 0801450 | 10 |
| UCT-WMT (15X4) CUS | 0801530 | 1 |
| UCT-WMT (15X4) RD CUS | 0801533 | 1 |
| UCT-WMT (15X4) OG CUS | 0801534 | 1 |
| UCT-WMT (15X4) YE CUS | 0801531 | 1 |
| UCT-WMT (15X4) VT CUS | 0801536 | 1 |
| UCT-WMT (15X4) BU CUS | 0801537 | 1 |
| UCT-WMT (15X4) GN CUS | 0801535 | 1 |

## Accessories

| | | |
|---|---|---|
| THERMOMARK CARD-UCT-MAG7 | 0801734 | 1 |

PRINTED FOR YOU

**40 markers with 18 x 4 mm lettering field size**

## Technical data

THERMOMARK CARD PLUS • THERMOMARK CARD • BLUEMARK CLED • BLUEMARK LED
40
PC V0
V0
-40 ... 120
free from silicone and halogen

## Ordering data

| Type | Order No. | Pcs. / Pkt. |
|---|---|---|
| UCT-WMT (18X4) | 0801462 | 10 |
| UCT-WMT (18X4) RD | 0801464 | 10 |
| UCT-WMT (18X4) OG | 0801465 | 10 |
| UCT-WMT (18X4) YE | 0801463 | 10 |
| UCT-WMT (18X4) VT | 0801467 | 10 |
| UCT-WMT (18X4) BU | 0801468 | 10 |
| UCT-WMT (18X4) GN | 0801466 | 10 |
| UCT-WMT (18X4) CUS | 0801538 | 1 |
| UCT-WMT (18X4) RD CUS | 0801541 | 1 |
| UCT-WMT (18X4) OG CUS | 0801543 | 1 |
| UCT-WMT (18X4) YE CUS | 0801540 | 1 |
| UCT-WMT (18X4) VT CUS | 0801545 | 1 |
| UCT-WMT (18X4) BU CUS | 0801546 | 1 |
| UCT-WMT (18X4) GN CUS | 0801544 | 1 |

## Accessories

| | | |
|---|---|---|
| THERMOMARK CARD-UCT-MAG7 | 0801734 | 1 |

## UniCard conductor marking for marking collars

- The UCT−WMT ... UniCard labeling range includes markers for conductor marking with marking collars from the PATG/PATO ... system; see page 224
- The sheets provide space for including function texts
- Labeling service: Phoenix Contact can custom-label all UniCard markers in accordance with your requirements

**Notes:**

1) For ordering example, see page 359.

Can be printed with:

**Thermal transfer for sheets and cards**

**UV LED technology**

**30 markers with 23 x 4 mm lettering field size**

### Technical data

| | |
|---|---|
| **General data** | |
| Can be printed with: | THERMOMARK CARD PLUS • THERMOMARK CARD • BLUEMARK CLED • BLUEMARK LED |
| Number of individual labels | 30 |
| Material | PC V0 |
| Inflammability class according to UL 94 | V0 |
| Temperature range [°C] | -40 ... 120 |
| Components | free from silicone and halogen |

### Ordering data

| Description | Color | Type | Order No. | Pcs. / Pkt. |
|---|---|---|---|---|
| **UniCard**, with insert strips for PATG and PATO marking collars | | | | |
| | white | **UCT-WMT (23X4)** | **0801453** | 10 |
| | red | **UCT-WMT (23X4) RD** | **0801455** | 10 |
| | orange | **UCT-WMT (23X4) OG** | **0801456** | 10 |
| | yellow | **UCT-WMT (23X4) YE** | **0801454** | 10 |
| | violet | **UCT-WMT (23X4) VT** | **0801459** | 10 |
| | blue | **UCT-WMT (23X4) BU** | **0801460** | 10 |
| | green | **UCT-WMT (23X4) GN** | **0801457** | 10 |
| **UniCard,** with insert strips for marking system, **labeled acc. to customer specifications**[1]) | | | | |
| | white | **UCT-WMT (23X4) CUS** | **0801547** | 1 |
| | red | **UCT-WMT (23X4) RD CUS** | **0801549** | 1 |
| | orange | **UCT-WMT (23X4) OG CUS** | **0801550** | 1 |
| | yellow | **UCT-WMT (23X4) YE CUS** | **0801548** | 1 |
| | violet | **UCT-WMT (23X4) VT CUS** | **0801552** | 1 |
| | blue | **UCT-WMT (23X4) BU CUS** | **0801553** | 1 |
| | green | **UCT-WMT (23X4) GN CUS** | **0801551** | 1 |

### Accessories

| | | | |
|---|---|---|---|
| **Magazine,** for THERMOMARK CARD ..., for accommodating UCT-WMT ... sheets, UCT-EM (17X10) | **THERMOMARK CARD-UCT-MAG7** | **0801734** | 1 |

PRINTED FOR YOU

**30 markers with 30 x 4 mm lettering field size**

## Technical data

THERMOMARK CARD PLUS • THERMOMARK CARD • BLUEMARK CLED • BLUEMARK LED
30
PC V0
V0
-40 ... 120
free from silicone and halogen

## Ordering data

| Type | Order No. | Pcs. / Pkt. |
|---|---|---|
| **UCT-WMT (30X4)** | **0801422** | 10 |
| **UCT-WMT (30X4) RD** | **0801424** | 10 |
| **UCT-WMT (30X4) OG** | **0801425** | 10 |
| **UCT-WMT (30X4) YE** | **0801423** | 10 |
| **UCT-WMT (30X4) VT** | **0801427** | 10 |
| **UCT-WMT (30X4) BU** | **0801428** | 10 |
| **UCT-WMT (30X4) GN** | **0801426** | 10 |
| **UCT-WMT (30X4) CUS** | **0801507** | 1 |
| **UCT-WMT (30X4) RD CUS** | **0801509** | 1 |
| **UCT-WMT (30X4) OG CUS** | **0801510** | 1 |
| **UCT-WMT (30X4) YE CUS** | **0801508** | 1 |
| **UCT-WMT (30X4) VT CUS** | **0801512** | 1 |
| **UCT-WMT (30X4) BU CUS** | **0801514** | 1 |
| **UCT-WMT (30X4) GN CUS** | **0801511** | 1 |

## Accessories

| | | |
|---|---|---|
| **THERMOMARK CARD-UCT-MAG7** | **0801734** | 1 |

## UniCard slide-on conductor marking

- The UCT-WMS ... UniCard labeling range includes markers that can be slid onto conductors
- The markers, which are supplied in uniform sheets, can be printed onto quickly and easily using the THERMOMARK CARD and BLUEMARK CLED
- The format automatically ensures printing with a high level of positional accuracy
- The markers support multiline labeling
- The sheets provide space for including function texts
- Labeling service: Phoenix Contact can custom-label all UniCard markers in accordance with your requirements

**Notes:**

[1]) For ordering example, see page 359.

Can be printed with:

**Thermal transfer for sheets and cards**

**UV LED technology**

PRINTED FOR YOU

**55 markers for conductor diameters from 1.5 to 4.7 mm**

### Technical data

| | | |
|---|---|---|
| **General data** | | |
| Can be printed with: | | THERMOMARK CARD PLUS • THERMOMARK CARD • BLUEMARK CLED • BLUEMARK LED |
| Material | | PC V0 |
| Inflammability class according to UL 94 | | V0 |
| Temperature range | [°C] | -40 ... 120 |
| Components | | free from silicone and halogen |

### Ordering data

| Description | Color | Type | Order No. | Pcs. / Pkt. |
|---|---|---|---|---|
| **UniCard,** for labeling conductors with a diameter of 1.5 - 3.2 mm | | | | |
| 55-section, lettering field size: 12 x 4 mm | white | **UCT-WMS 3,2 (12X4)** | **0828570** | 8 |
| | yellow | **UCT-WMS 3,2 (12X4) YE** | **0828572** | 8 |
| 45-section, lettering field size: 12 x 5.5 mm, for conductors with a diameter of 2.5 - 4.7 mm | white | **UCT-WMS 4,7 (12X5,5)** | **0828571** | 6 |
| | yellow | **UCT-WMS 4,7 (12X5,5) YE** | **0828573** | 6 |
| **UniCard,** for labeling conductors with a diameter of 1.5 - 3.2 mm, **labeled acc. to customer specifications**[1]) | | | | |
| 55-section, lettering field size: 12 x 4 mm | white | **UCT-WMS 3,2 (12X4) CUS** | **0829951** | 1 |
| | yellow | **UCT-WMS 3,2 (12X4) YE CUS** | **0829952** | 1 |
| 45-section, lettering field size: 12 x 5.5 mm, for conductors with a diameter of 2.5 - 4.7 mm | white | **UCT-WMS 4,7 (12X5,5) CUS** | **0829953** | 1 |
| | yellow | **UCT-WMS 4,7 (12X5,5) YE CUS** | **0829954** | 1 |

### Accessories

| | | | |
|---|---|---|---|
| **Magazine,** for THERMOMARK CARD ..., for accommodating: UCT–WMS … | **THERMOMARK CARD-UCT-MAG3** | **5146613** | 1 |



## UniSheet conductor marking for marking collars




- The US-WMT ... UniSheet labeling range includes markers for conductor marking with marking collars from the PATG/PATO ... system
- The markers, which are supplied as uniform cards, can be printed onto quickly, easily, and cost-effectively using the THERMOMARK CARD
- Labeled insert strips are simply inserted into the collars. This protects the marking against contamination
- The perforated marking strips are easy to separate and can be easily fitted
- The sheets provide space for including function texts
- Labeling service: Phoenix Contact can custom-label all UniSheet markers in accordance with your requirements

| Notes: |
|---|
| For PATG/PATO... system marking collars, see page 224. |
| [1]) For ordering example, see page 359. |

Can be printed with:

**Thermal transfer for sheets and cards**

PRINTED FOR YOU

**112 markers**
**for a lettering field size of 10 x 4 mm**

### Technical data

| General data | | |
|---|---|---|
| Can be printed with: | | THERMOMARK CARD PLUS • THERMOMARK CARD |
| Number of individual labels | | 112 |
| Number of individual labels per strip | | 14 |
| Material | | PVC |
| Inflammability class according to UL 94 | | V0 |
| Temperature range | [°C] | -30 ... 80 |
| Wipe resistance | | DIN EN 61010-1 (VDE 0411-1) |
| Components | | Silicone-free |

### Ordering data

| Description | Color | Type | Order No. | Pcs. / Pkt. |
|---|---|---|---|---|
| **UniSheet,** with insert strips for PATG and PATO marking collars | | | | |
| | white | **US-WMT (10X4)** | **0828765** | 10 |
| | red | **US-WMT (10X4) RD** | **0829273** | 10 |
| | orange | **US-WMT (10X4) OG** | **0829274** | 10 |
| | yellow | **US-WMT (10X4) YE** | **0828952** | 10 |
| | violet | **US-WMT (10X4) VT** | **0829276** | 10 |
| | blue | **US-WMT (10X4) BU** | **0829277** | 10 |
| | green | **US-WMT (10X4) GN** | **0829278** | 10 |
| **UniSheet,** with insert strips for marking system, **labeled acc. to customer specifications**[1]) | | | | |
| | white | **US-WMT (10X4) CUS** | **0829957** | 1 |
| | red | **US-WMT (10X4) RD CUS** | **0829958** | 1 |
| | orange | **US-WMT (10X4) OG CUS** | **0829959** | 1 |
| | yellow | **US-WMT (10X4) YE CUS** | **0829960** | 1 |
| | violet | **US-WMT (10X4) VT CUS** | **0829961** | 1 |
| | blue | **US-WMT (10X4) BU CUS** | **0829962** | 1 |
| | green | **US-WMT (10X4) GN CUS** | **0829963** | 1 |

### Accessories

| | | | | |
|---|---|---|---|---|
| **Magazine,** for THERMOMARK CARD..., for accommodating all US–... materials | | **THERMOMARK CARD-US-MAG1** | **5146451** | 1 |



## UniSheet cable marking for marking collars

– The US-WMT ... UniSheet labeling range includes markers for conductor marking with marking collars from the PATG/PATO ... system
– Labeling service: Phoenix Contact can custom-label all UniSheet markers in accordance with your requirements

| Notes: |
|---|
| For PATG/PATO... system marking collars, see page 224. |
| [1]) For ordering example, see page 359. |

PRINTED FOR YOU

**98 markers**
**for a lettering field size of 12 x 4 mm**

PRINTED FOR YOU

**84 markers**
**for a lettering field size of 15 x 4 mm**

| | | Technical data | Technical data |
|---|---|---|---|
| **General data** | | | |
| Can be printed with: | | THERMOMARK CARD PLUS • THERMOMARK CARD | THERMOMARK CARD PLUS • THERMOMARK CARD |
| Number of individual labels | | 98 | 84 |
| Number of individual labels per strip | | 14 | 14 |
| Material | | PVC | PVC |
| Inflammability class according to UL 94 | | V0 | V0 |
| Temperature range | [°C] | -30 ... 80 | -30 ... 80 |
| Wipe resistance | | DIN EN 61010-1 (VDE 0411-1) | DIN EN 61010-1 (VDE 0411-1) |
| Components | | Silicone-free | Silicone-free |

| | | Ordering data | | | Ordering data | | |
|---|---|---|---|---|---|---|---|
| Description | Color | Type | Order No. | Pcs. / Pkt. | Type | Order No. | Pcs. / Pkt. |
| **UniSheet,** with insert strips for PATG and PATO marking collars | | | | | | | |
| | white | **US-WMT (12X4)** | **0828766** | 10 | **US-WMT (15X4)** | **0828767** | 10 |
| | red | **US-WMT (12X4) RD** | **0829280** | 10 | **US-WMT (15X4) RD** | **0829287** | 10 |
| | orange | **US-WMT (12X4) OG** | **0829281** | 10 | **US-WMT (15X4) OG** | **0829288** | 10 |
| | yellow | **US-WMT (12X4) YE** | **0828953** | 10 | **US-WMT (15X4) YE** | **0828954** | 10 |
| | violet | **US-WMT (12X4) VT** | **0829283** | 10 | **US-WMT (15X4) VT** | **0829290** | 10 |
| | blue | **US-WMT (12X4) BU** | **0829284** | 10 | **US-WMT (15X4) BU** | **0829291** | 10 |
| | green | **US-WMT (12X4) GN** | **0829285** | 10 | **US-WMT (15X4) GN** | **0829292** | 10 |
| **UniSheet,** with insert strips for marking system, **labeled acc. to customer specifications**[1]) | | | | | | | |
| | white | **US-WMT (12X4) CUS** | **0829964** | 1 | **US-WMT (15X4) CUS** | **0829971** | 1 |
| | red | **US-WMT (12X4) RD CUS** | **0829965** | 1 | **US-WMT (15X4) RD CUS** | **0829972** | 1 |
| | orange | **US-WMT (12X4) OG CUS** | **0829966** | 1 | **US-WMT (15X4) OG CUS** | **0829973** | 1 |
| | yellow | **US-WMT (12X4) YE CUS** | **0829967** | 1 | **US-WMT (15X4) YE CUS** | **0829974** | 1 |
| | violet | **US-WMT (12X4) VT CUS** | **0829968** | 1 | **US-WMT (15X4) VT CUS** | **0829975** | 1 |
| | blue | **US-WMT (12X4) BU CUS** | **0829969** | 1 | **US-WMT (15X4) BU CUS** | **0829976** | 1 |
| | blue | **US-WMT (12X4) GN CUS** | **0829970** | 1 | **US-WMT (15X4) GN CUS** | **0829977** | 1 |

| | Accessories | | | Accessories | | |
|---|---|---|---|---|---|---|
| **Magazine,** for THERMOMARK CARD..., for accommodating all US–... materials | **THERMOMARK CARD-US-MAG1** | **5146451** | 1 | **THERMOMARK CARD-US-MAG1** | **5146451** | 1 |

PRINTED FOR YOU

**70 markers**
**for a lettering field size of 18 x 4 mm**

### Technical data

THERMOMARK CARD PLUS • THERMOMARK CARD
70
14
PVC
V0
-30 ... 80
DIN EN 61010-1 (VDE 0411-1)
Silicone-free

### Ordering data

| Type | Order No. | Pcs. / Pkt. |
|---|---|---|
| **US-WMT (18X4)** | **0828768** | 10 |
| **US-WMT (18X4) RD** | **0829294** | 10 |
| **US-WMT (18X4) OG** | **0829295** | 10 |
| **US-WMT (18X4) YE** | **0828955** | 10 |
| **US-WMT (18X4) VT** | **0829297** | 10 |
| **US-WMT (18X4) BU** | **0829298** | 10 |
| **US-WMT (18X4) GN** | **0829299** | 10 |
| **US-WMT (18X4) CUS** | **0829978** | 1 |
| **US-WMT (18X4) RD CUS** | **0829979** | 1 |
| **US-WMT (18X4) OG CUS** | **0829980** | 1 |
| **US-WMT (18X4) YE CUS** | **0829981** | 1 |
| **US-WMT (18X4) VT CUS** | **0829982** | 1 |
| **US-WMT (18X4) BU CUS** | **0829983** | 1 |
| **US-WMT (18X4) GN CUS** | **0829984** | 1 |

### Accessories

| | | |
|---|---|---|
| **THERMOMARK CARD-US-MAG1** | **5146451** | 1 |

PRINTED FOR YOU

**56 markers**
**for a lettering field size of 23 x 4 mm**

### Technical data

THERMOMARK CARD PLUS • THERMOMARK CARD
56
14
PVC
V0
-30 ... 80
DIN EN 61010-1 (VDE 0411-1)
Silicone-free

### Ordering data

| Type | Order No. | Pcs. / Pkt. |
|---|---|---|
| **US-WMT (23X4)** | **0828769** | 10 |
| **US-WMT (23X4) RD** | **0829301** | 10 |
| **US-WMT (23X4) OG** | **0829302** | 10 |
| **US-WMT (23X4) YE** | **0828956** | 10 |
| **US-WMT (23X4) VT** | **0829304** | 10 |
| **US-WMT (23X4) BU** | **0829305** | 10 |
| **US-WMT (23X4) GN** | **0829306** | 10 |
| **US-WMT (23X4) CUS** | **0829985** | 1 |
| **US-WMT (23X4) RD CUS** | **0829986** | 1 |
| **US-WMT (23X4) OG CUS** | **0829987** | 1 |
| **US-WMT (23X4) YE CUS** | **0829988** | 1 |
| **US-WMT (23X4) VT CUS** | **0829989** | 1 |
| **US-WMT (23X4) BU CUS** | **0829990** | 1 |
| **US-WMT (23X4) GN CUS** | **0829991** | 1 |

### Accessories

| | | |
|---|---|---|
| **THERMOMARK CARD-US-MAG1** | **5146451** | 1 |

PRINTED FOR YOU

**42 markers**
**for a lettering field size of 30 x 4 mm**

### Technical data

THERMOMARK CARD PLUS • THERMOMARK CARD
42
14
PVC
V0
-30 ... 80
DIN EN 61010-1 (VDE 0411-1)
Silicone-free

### Ordering data

| Type | Order No. | Pcs. / Pkt. |
|---|---|---|
| **US-WMT (30X4)** | **0828770** | 10 |
| **US-WMT (30X4) RD** | **0829308** | 10 |
| **US-WMT (30X4) OG** | **0829309** | 10 |
| **US-WMT (30X4) YE** | **0828957** | 10 |
| **US-WMT (30X4) VT** | **0829311** | 10 |
| **US-WMT (30X4) BU** | **0829312** | 10 |
| **US-WMT (30X4) GN** | **0829313** | 10 |
| **US-WMT (30X4) CUS** | **0829992** | 1 |
| **US-WMT (30X4) RD CUS** | **0829993** | 1 |
| **US-WMT (30X4) OG CUS** | **0829994** | 1 |
| **US-WMT (30X4) YE CUS** | **0829995** | 1 |
| **US-WMT (30X4) VT CUS** | **0829996** | 1 |
| **US-WMT (30X4) BU CUS** | **0829997** | 1 |
| **US-WMT (30X4) GN CUS** | **0829998** | 1 |

### Accessories

| | | |
|---|---|---|
| **THERMOMARK CARD-US-MAG1** | **5146451** | 1 |

## UniSheet conductor marking for assembly with cable binders

- The US-WMTB... UniSheet labeling range includes markers that can be secured using standard cable binders
- The markers, which are supplied in uniform sheets, can be printed onto quickly, easily, and cost-effectively using the THERMOMARK CARD
- The perforated marking strips are easy to separate and can be easily fitted
- The sheets provide space for including function texts

**Notes:**

For corresponding cable binders, see page 574 onwards.

Can be printed with:

**Thermal transfer for sheets and cards**

**Unlabeled**

### Technical data

| | | |
|---|---|---|
| **General data** | | |
| Can be printed with: | | THERMOMARK CARD PLUS • THERMOMARK CARD |
| Material | | PVC |
| Inflammability class according to UL 94 | | V0 |
| Temperature range | [°C] | -30 ... 80 |
| Wipe resistance | | DIN EN 61010-1 (VDE 0411-1) |
| Components | | Silicone-free |

### Ordering data

| Description | Color | Type | Order No. | Pcs. / Pkt. |
|---|---|---|---|---|
| **UniSheet,** with markers for attachment using cable binders, for a conductor diameter ≥ 13 mm | | | | |
| 35-section, lettering field size: 24 x 5 mm | white | **US-WMTB (24X5)** | **0828771** | 10 |
| | red | **US-WMTB (24X5) RD** | **0829320** | 10 |
| | orange | **US-WMTB (24X5) OG** | **0829321** | 10 |
| | yellow | **US-WMTB (24X5) YE** | **0828958** | 10 |
| | violet | **US-WMTB (24X5) VT** | **0829323** | 10 |
| | blue | **US-WMTB (24X5) BU** | **0829324** | 10 |
| | green | **US-WMTB (24X5) GN** | **0829325** | 10 |
| 24-section, lettering field size: 29 x 8 mm, for conductor diameter ≥ 13 mm | white | **US-WMTB (29X8)** | **0828772** | 10 |
| | red | **US-WMTB (29X8) RD** | **0829327** | 10 |
| | orange | **US-WMTB (29X8) OG** | **0829328** | 10 |
| | yellow | **US-WMTB (29X8) YE** | **0828959** | 10 |
| | violet | **US-WMTB (29X8) VT** | **0829330** | 10 |
| | blue | **US-WMTB (29X8) BU** | **0829331** | 10 |
| | green | **US-WMTB (29X8) GN** | **0829332** | 10 |
| 12-section, lettering field size: 44 x 15 mm, for conductor diameter ≥ 4 mm | white | **US-WMTB (44X15)** | **0828773** | 10 |
| | red | **US-WMTB (44X15) RD** | **0829334** | 10 |
| | orange | **US-WMTB (44X15) OG** | **0829335** | 10 |
| | yellow | **US-WMTB (44X15) YE** | **0828960** | 10 |
| | violet | **US-WMTB (44X15) VT** | **0829337** | 10 |
| | blue | **US-WMTB (44X15) BU** | **0829338** | 10 |
| | green | **US-WMTB (44X15) GN** | **0829339** | 10 |

### Accessories

| | | | |
|---|---|---|---|
| **Magazine,** for THERMOMARK CARD..., for accommodating all US–... materials | | **THERMOMARK CARD-US-MAG1** | **5146451** | 1 |

## UniSheet conductor marking for assembly with cable binders

– The US-WMTB... conductor markers can also be supplied labeled according to customer requirements

**Notes:**

[1]) For ordering example, see page 359.

PRINTED FOR YOU

**Labeled according to customer specifications**

### Technical data

| | | |
|---|---|---|
| **General data** | | |
| Material | | PVC |
| Inflammability class according to UL 94 | | V0 |
| Temperature range | [°C] | -30 ... 80 |
| Wipe resistance | | DIN EN 61010-1 (VDE 0411-1) |
| Components | | Silicone-free |

### Ordering data

| Description | Color | Type | Order No. | Pcs. / Pkt. |
|---|---|---|---|---|
| **UniSheet,** with markers for attachment using cable binders, **labeled acc. to customer specifications**[1]) | | | | |
| 35-section, lettering field size: 24 x 5 mm, for conductor diameter ≥ 13 mm | white | **US-WMTB (24X5) CUS** | **0830004** | 1 |
| | red | **US-WMTB (24X5) RD CUS** | **0830005** | 1 |
| | orange | **US-WMTB (24X5) OG CUS** | **0830006** | 1 |
| | yellow | **US-WMTB (24X5) YE CUS** | **0830007** | 1 |
| | violet | **US-WMTB (24X5) VT CUS** | **0830008** | 1 |
| | blue | **US-WMTB (24X5) BU CUS** | **0830009** | 1 |
| | blue | **US-WMTB (24X5) GN CUS** | **0830010** | 1 |
| 24-section, lettering field size: 29 x 8 mm, for conductor diameter ≥ 13 mm | white | **US-WMTB (29X8) CUS** | **0830011** | 1 |
| | red | **US-WMTB (29X8) RD CUS** | **0830012** | 1 |
| | orange | **US-WMTB (29X8) OG CUS** | **0830013** | 1 |
| | yellow | **US-WMTB (29X8) YE CUS** | **0830014** | 1 |
| | violet | **US-WMTB (29X8) VT CUS** | **0830015** | 1 |
| | blue | **US-WMTB (29X8) BU CUS** | **0830016** | 1 |
| | blue | **US-WMTB (29X8) GN CUS** | **0830017** | 1 |
| 12-section, lettering field size: 44 x 15 mm, for conductor diameter ≥ 4 mm | white | **US-WMTB (44X15) CUS** | **0830018** | 1 |
| | red | **US-WMTB (44X15) RD CUS** | **0830019** | 1 |
| | orange | **US-WMTB (44X15) OG CUS** | **0830020** | 1 |
| | yellow | **US-WMTB (44X15) YE CUS** | **0830021** | 1 |
| | violet | **US-WMTB (44X15) VT CUS** | **0830022** | 1 |
| | blue | **US-WMTB (44X15) BU CUS** | **0830023** | 1 |
| | green | **US-WMTB (44X15) GN CUS** | **0830024** | 1 |

## Self-adhesive conductor marking with transparent protective foil




– The US-WML ... cable marker labels consist of a labeling field and a transparent protective foil
– The protective foil is wound over the labeling and provides permanent protection against dirt and abrasion
– The cable marker labels do not increase the cross section of the cable, allowing the cable to be subsequently drawn through cable ducts, for example
– The markers, which are supplied in uniform sheets, can be printed onto quickly, easily, and cost-effectively using the THERMOMARK CARD
– Quick and easy handling
– Resistant to solvents

Can be printed with:

**Thermal transfer for sheets and cards**

**Marker for conductor diameters of up to 36 mm**

### Technical data

| General data | | |
|---|---|---|
| Can be printed with: | | THERMOMARK CARD PLUS • THERMOMARK CARD |
| Material | | PVC |
| Temperature range | [°C] | -50 ... 110 |
| Wipe resistance | | DIN EN 61010-1 (VDE 0411-1) |
| Components | | Silicone-free |

### Ordering data

| Description | Color | Type | Order No. | Pcs. / Pkt. |
|---|---|---|---|---|
| **Cable marker labels** | | | | |
| 32-section, lettering field size: 13 x 13 mm, conductor diameter < 6.0 mm | white | **US-WML 6 (13X13)** | **0800472** | 10 |
| 8-section, lettering field size: 19 x 25 mm, conductor diameter < 14.0 mm | white | **US-WML 14 (25X19)** | **0800473** | 10 |
| 4-section, lettering field size: 25 x 25 mm, conductor diameter < 36.0 mm | white | **US-WML 36 (25X25)** | **0800474** | 10 |

## Self-adhesive conductor marking with transparent protective foil

- WML ... cable marker labels consist of a marking field and a transparent protective foil
- The protective foil is wound over the labeling and provides permanent protection against dirt and abrasion
- The cable marker labels do not increase the cross section of the cable, allowing the cable to be subsequently drawn through cable ducts, for example
- Quick and easy handling
- Resistant to solvents

| Notes: |
|---|
| Print image may vary depending on laser printer. |
| [1]) For ordering example, see page 359. |

Can be printed with:

Laser

Plotter

PRINTED FOR YOU

**Marker for conductor diameter up to 36 mm**

### Technical data

| General data | | |
|---|---|---|
| Can be printed with: | | CMS-P1-PLOTTER • Office printing systems |
| Material | | Polyester |
| Temperature range | [°C] | -40 ... 150 |
| Wipe resistance | | DIN EN 61010-1 (VDE 0411-1) |
| Components | | Free from halogen and cadmium |

### Ordering data

| Description | Color | Type | Order No. | Pcs. / Pkt. |
|---|---|---|---|---|
| **Cable marker labels**, sheet format: A4, self-adhesive | | | | |
| 1 sheet = 168 labels, up to 3.0 mm Ø | white | **WML 3 (13X10)A4** | **0830687** | 1 |
| 1 sheet = 168 labels, up to 3.0 mm Ø | yellow | **WML 3 (13X10)A4 YE** | **0830688** | 1 |
| 1 sheet = 77 labels, up to 5.0 mm Ø | white | **WML 5 (25X10)A4** | **0830689** | 1 |
| 1 sheet = 77 labels, up to 5.0 mm Ø | yellow | **WML 5 (25X10)A4 YE** | **0830690** | 1 |
| 1 sheet = 56 labels, up to 7.5 mm Ø | white | **WML 7,5 (25X13)A4** | **0830691** | 1 |
| 1 sheet = 56 labels, up to 7.5 mm Ø | yellow | **WML 7,5 (25X13)A4 YE** | **0830692** | 1 |
| 1 sheet = 28 labels, up to 14 mm Ø | white | **WML 14 (25X19)A4** | **0830693** | 1 |
| 1 sheet = 28 labels, up to 14 mm Ø | yellow | **WML 14 (25X19)A4 YE** | **0830694** | 1 |
| 1 sheet = 10 labels, up to 22 mm Ø | white | **WML 22 (35X25)A4** | **0830695** | 1 |
| 1 sheet = 10 labels, up to 22 mm Ø | yellow | **WML 22 (35X25)A4 YE** | **0830696** | 1 |
| 1 sheet = 14 labels, up to 36 mm Ø | white | **WML 36 (25X38)A4** | **0830697** | 1 |
| 1 sheet = 14 labels, up to 36 mm Ø | yellow | **WML 36 (25X38)A4 YE** | **0830698** | 1 |
| **Cable marker labels,**, self-adhesive, **labeled according to customer requirements**[1]) | | | | |
| 1 sheet = 168 labels, up to 3.0 mm Ø | white | **WML 3 (13X10)A4 CUS** | **0830699** | 1 |
| 1 sheet = 168 labels, up to 3.0 mm Ø | yellow | **WML 3 (13X10)A4 YE CUS** | **0830700** | 1 |
| 1 sheet = 77 labels, up to 5.0 mm Ø | white | **WML 5 (25X10)A4 CUS** | **0830701** | 1 |
| 1 sheet = 77 labels, up to 5.0 mm Ø | yellow | **WML 5 (25X10)A4 YE CUS** | **0830702** | 1 |
| 1 sheet = 56 labels, up to 6 mm Ø | white | **WML 6 (25X13)A4 CUS** | **0830703** | 1 |
| 1 sheet = 56 labels, up to 6 mm Ø | yellow | **WML 6 (25X13)A4 YE CUS** | **0830704** | 1 |
| 1 sheet = 28 labels, up to 14 mm Ø | white | **WML 14 (25X19)A4 CUS** | **0830705** | 1 |
| 1 sheet = 28 labels, up to 14 mm Ø | yellow | **WML 14 (25X19)A4 YE CUS** | **0830706** | 1 |
| 1 sheet = 10 labels, up to 22 mm Ø | white | **WML 22 (35X25)A4 CUS** | **0830707** | 1 |
| 1 sheet = 10 labels, up to 22 mm Ø | yellow | **WML 22 (35X25)A4 YE CUS** | **0830708** | 1 |
| 1 sheet = 14 labels, up to 36 mm Ø | white | **WML 36 (25X38)A4 CUS** | **0830709** | 1 |

## Self-adhesive conductor marking with transparent protective foil

- The cable marker labels consist of a labeling field and a transparent protective foil
- The protective foil is wound over the labeling and provides permanent protection against dirt and abrasion
- The cable marker labels do not increase the cross section of the cable, allowing the cable to be subsequently drawn through cable ducts, for example
- High-quality labeling image created by thermal transfer printing
- Quick and easy handling
- Resistant to solvents

Can be printed with:

**Thermal transfer for rolls**

**Marker for conductor diameters of up to 46 mm, unlabeled**

### Technical data

| | | |
|---|---|---|
| **General data** | | |
| Can be printed with: | | THERMOMARK ROLL • THERMOMARK ROLL X1 • THERMOMARK X1.1 • THERMOMARK X1.2 • THERMOMARK S1.1 |
| Material | | PVC |
| Temperature range | [°C] | -50 ... 110 |
| Wipe resistance | | DIN EN 61010-1 (VDE 0411-1) |
| Components | | Silicone-free |

### Ordering data

| Description | Color | Type | Order No. | Pcs. / Pkt. |
|---|---|---|---|---|
| **Cable marker labels** | | | | |
| 5000 labels, up to 3 mm Ø | white | **WML 3 (13X10)R** | **0800073** | 1 |
| 3000 labels, up to 5 mm Ø | white | **WML 5 (25X10)R** | **0817523** | 1 |
| 3000 labels, up to 5 mm Ø | yellow | **WML 5 (25X10)R YE** | **0830673** | 1 |
| 7000 labels, up to 6 mm Ø | white | **WML 6 (13X13)R** | **0816252** | 1 |
| 7000 labels, up to 6 mm Ø | yellow | **WML 6 (13X13)R YE** | **0830674** | 1 |
| 4000 labels, up to 7.5 mm Ø | white | **WML 7,5 (13X13)R** | **0800074** | 1 |
| 1500 labels, up to 7.5 mm Ø | white | **WML 7,5 (17X9)R** | **0828444** | 1 |
| 2100 labels, up to 7.5 mm Ø | white | **WML 7,5 (25X13)R** | **0800075** | 1 |
| 1000 labels, up to 12 mm Ø | white | **WML 12 (25X19)R** | **0800076** | 1 |
| 1500 labels, up to 14 mm Ø | white | **WML 14 (25X19)R** | **0817536** | 1 |
| 1500 labels, up to 14 mm Ø | yellow | **WML 14 (25X19)R YE** | **0817549** | 1 |
| 1000 labels, up to 14 mm Ø | white | **WML 14 (38X19)R** | **0817552** | 1 |
| 1500 labels, up to 14 mm Ø | yellow | **WML 14 (38X19)R YE** | **0830675** | 1 |
| 2500 labels, up to 18 mm Ø | white | **WML 18 (12X12)R** | **0817507** | 1 |
| 500 labels, up to 20 mm Ø | white | **WML 20 (31X25)R** | **0828457** | 1 |
| 900 labels, up to 22 mm Ø | white | **WML 22 (25X25)R** | **0800078** | 1 |
| 500 labels, up to 36 mm Ø | white | **WML 36 (25X38)R** | **0817510** | 1 |
| 250 labels, up to 46 mm Ø | white | **WML 46 (25X38)R** | **0800067** | 1 |
| **Cable marker labels**, on large roll | | | | |
| 10,000 labels, up to 5 mm Ø | white | **WML 5 (25X10)RL** | **0830676** | 1 |
| 15,000 labels, up to 6 mm Ø | white | **WML 6 (13X13)RL** | **0830677** | 1 |
| 5000 labels, up to 14 mm Ø | white | **WML 14 (25X19)RL** | **0830678** | 1 |
| 3000 labels, up to 14 mm Ø | white | **WML 14 (38X19)RL** | **0830679** | 1 |

## Self-adhesive conductor marking with transparent protective foil

– All WML ... cable marker labels can also be supplied labeled according to customer requirements

**Notes:**

[1]) For ordering example, see page 359.

**Markers for conductor diameters of up to 36 mm, labeled acc. to customer specifications**

### Technical data

| | | |
|---|---|---|
| **General data** | | |
| Material | | PVC |
| Temperature range | [°C] | -50 ... 110 |
| Wipe resistance | | DIN EN 61010-1 (VDE 0411-1) |
| Components | | Silicone-free |

### Ordering data

| Description | Color | Type | Order No. | Pcs. / Pkt. |
|---|---|---|---|---|
| **Cable marker labels, labeled according to customer requirements**[1]) | | | | |
| Up to 3 mm Ø, 4 labels per strip | white | **WML 3 (13X10)R CUS** | **0824884** | 1 |
| Up to 5 mm Ø, 3 labels per strip | white | **WML 5 (25X10)R CUS** | **0824885** | 1 |
| Up to 5 mm Ø, 3 labels per strip | yellow | **WML 5 (25X10)R YE CUS** | **0830680** | 1 |
| Up to 6 mm Ø, 7 labels per strip | white | **WML 6 (13X13)R CUS** | **0824886** | 1 |
| Up to 6 mm Ø, 7 labels per strip | yellow | **WML 6 (13X13)R YE CUS** | **0830681** | 1 |
| Up to 7.5 mm Ø, 7 labels per strip | white | **WML 7,5 (13X13)R CUS** | **0824887** | 1 |
| Up to 7.5 mm Ø, 4 labels per strip | white | **WML 7,5 (17X9)R CUS** | **0828991** | 1 |
| Up to 7.5 mm Ø, 3 labels per strip | white | **WML 7,5 (25X13)R CUS** | **0824888** | 1 |
| Up to 12 mm Ø, 3 labels per strip | white | **WML 12 (25X19)R CUS** | **0824889** | 1 |
| Up to 14 mm Ø, 3 labels per strip | white | **WML 14 (25X19)R CUS** | **0824890** | 1 |
| Up to 14 mm Ø, 3 labels per strip | yellow | **WML 14 (25X19)R YE CUS** | **0824891** | 1 |
| Up to 14 mm Ø, 2 labels per strip | white | **WML 14 (38X19)R CUS** | **0824892** | 1 |
| Up to 14 mm Ø, 2 labels per strip | yellow | **WML 14 (38X19)R YE CUS** | **0830682** | 1 |
| Up to 18 mm Ø, 7 labels per strip | white | **WML 18 (12X12)R CUS** | **0824894** | 1 |
| Up to 20 mm Ø, 2 labels per strip | white | **WML 20 (31X25)R CUS** | **0828992** | 1 |
| Up to 22 mm Ø, 3 labels per strip | white | **WML 22 (25X25)R CUS** | **0824895** | 1 |
| Up to 36 mm Ø, 3 labels per strip | white | **WML 36 (25X38)R CUS** | **0824896** | 1 |

N

## Self-adhesive conductor marking with transparent protective foil, halogen-free

- The halogen-free cable marker labels consist of a labeling field and a transparent protective foil
- The protective foil is wound over the labeling and provides permanent protection against dirt and abrasion
- The cable marker labels do not increase the cross section of the cable, allowing the cable to be subsequently drawn through cable ducts, for example
- High-quality labeling image created by thermal transfer printing
- Quick and easy handling
- Resistant to solvents

Can be printed with:

**Thermal transfer for rolls**

**Marker for conductor diameters of up to 36 mm**

### Technical data

| General data | | |
|---|---|---|
| Can be printed with: | | THERMOMARK ROLL • THERMOMARK ROLL X1 |
| Material | | PVC |
| Temperature range | [°C] | -40 ... 100 |
| Wipe resistance | | DIN EN 61010-1 (VDE 0411-1) |
| Components | | free from silicone and halogen |

### Ordering data

| Description | Color | Type | Order No. | Pcs. / Pkt. |
|---|---|---|---|---|
| **Cable marker labels, halogen-free** | | | | |
| 5000 labels, up to 3 mm Ø | white | **WML HF 3(13X10)R** | **0830812** | 1 |
| 5000 labels, up to 3 mm Ø | yellow | **WML HF 3(13X10)R YE** | **0830813** | 1 |
| 3000 labels, up to 5 mm Ø | white | **WML HF 5(25X10)R** | **0830814** | 1 |
| 3000 labels, up to 5 mm Ø | yellow | **WML HF 5(25X10)R YE** | **0830815** | 1 |
| 2100 labels, up to 7.5 mm Ø | white | **WML HF 7,5(25X13)R** | **0830816** | 1 |
| 2100 labels, up to 7.5 mm Ø | yellow | **WML HF 7,5(25X13)R YE** | **0830817** | 1 |
| 1500 labels, up to 14 mm Ø | white | **WML HF 14(25X19)R** | **0830818** | 1 |
| 1500 labels, up to 14 mm Ø | yellow | **WML HF 14(25X19)R YE** | **0830819** | 1 |
| 900 labels, up to 22 mm Ø | white | **WML HF 22(25X25)R** | **0830820** | 1 |
| 900 labels, up to 22 mm Ø | yellow | **WML HF 22(25X25)R YE** | **0830821** | 1 |
| 500 labels, up to 36 mm Ø | white | **WML HF 36(25X38)R** | **0830822** | 1 |
| 500 labels, up to 36 mm Ø | yellow | **WML HF 36(25X38)R YE** | **0830823** | 1 |

## Self-adhesive conductor marking with transparent protective foil, halogen-free

– All WML HF ... cable marker labels can also be supplied labeled according to customer requirements

**Notes:**

[1]) For ordering example, see page 359.

**Labeled according to customer specifications**

### Technical data

| | | |
|---|---|---|
| **General data** | | |
| Material | | PVC |
| Temperature range | [°C] | -40 ... 100 |
| Wipe resistance | | DIN EN 61010-1 (VDE 0411-1) |
| Components | | free from silicone and halogen |

### Ordering data

| Description | Color | Type | Order No. | Pcs. / Pkt. |
|---|---|---|---|---|
| **Cable marker labels, halogen-free**, labeled according to customer specifications[1]) | | | | |
| Up to 3 mm Ø, 4 labels per strip | white | **WML HF 3(13X10)R CUS** | **0830824** | 1 |
| Up to 3 mm Ø, 4 labels per strip | yellow | **WML HF 3(13X10)R YE CUS** | **0830825** | 1 |
| Up to 5 mm Ø, 3 labels per strip | white | **WML HF 5(25X10)R CUS** | **0830826** | 1 |
| Up to 5 mm Ø, 3 labels per strip | yellow | **WML HF 5(25X10)R YE CUS** | **0830827** | 1 |
| Up to 7.5 mm Ø, 3 labels per strip | white | **WML HF 7,5(25X13)R CUS** | **0830828** | 1 |
| Up to 7.5 mm Ø, 3 labels per strip | yellow | **WML HF 7,5(25X13)R YE CUS** | **0830829** | 1 |
| Up to 14 mm Ø, 3 labels per strip | white | **WML HF 14(25X19)R CUS** | **0830831** | 1 |
| Up to 14 mm Ø, 3 labels per strip | yellow | **WML HF 14(25X19)R YE CUS** | **0830832** | 1 |
| Up to 22 mm Ø, 3 labels per strip | white | **WML HF 22(25X25)R CUS** | **0830833** | 1 |
| Up to 22 mm Ø, 3 labels per strip | yellow | **WML HF 22(25X25)R YE CUS** | **0830834** | 1 |
| Up to 36 mm Ø, 3 labels per strip | white | **WML HF 36(25X38)R CUS** | **0830835** | 1 |
| Up to 36 mm Ø, 3 labels per strip | yellow | **WML HF 36(25X38)R YE CUS** | **0830836** | 1 |

## Self-adhesive conductor marking as a flag, horizontal

The WML-FLAGV... conductor marking flags support large-surface marking of conductors with a diameter of up to 6 mm parallel to the conductor direction. They are characterized by:

– Their ability to be printed on both sides
– High-quality labeling image created by thermal transfer printing
– Quick and easy handling
– Resistance to solvents
– Labeling service: Phoenix Contact can custom-label all conductor markers in accordance with your requirements

**Notes:**

[1]) For ordering example, see page 359.

Can be printed with:

**Thermal transfer for rolls**

PRINTED FOR YOU

**Marker for conductor diameters of up to 6 mm**

### Technical data

| | | |
|---|---|---|
| **General data** | | |
| Can be printed with: | | THERMOMARK ROLL • THERMOMARK ROLL X1 • THERMOMARK X1.1 • THERMOMARK X1.2 • THERMOMARK S1.1 |
| Material | | Polyolefine |
| Temperature range | [°C] | -40 ... 60 |
| Wipe resistance | | DIN EN 61010-1 (VDE 0411-1) |
| Components | | Free from halogen and cadmium |

### Ordering data

| Description | Color | Type | Order No. | Pcs. / Pkt. |
|---|---|---|---|---|
| Cable marking flags | | | | |
| up to 6 mm Ø, lettering field size: 20 x 10 mm, 2500 labels per roll | white | **WML-FLAG 6 (20X10)R** | **0830711** | 1 |
| up to 6 mm Ø, lettering field size: 30 x 10 mm, 2500 labels per roll | white | **WML-FLAG 6 (30X10)R** | **0830712** | 1 |
| Cable marking flags, **labeled according to customer specifications**[1]) | | | | |
| up to 6 mm Ø, lettering field size: 20 x 10 mm, 1 label per strip | white | **WML-FLAG 6 (20X10)R CUS** | **0830715** | 1 |
| up to 6 mm Ø, lettering field size: 30 x 10 mm, 1 label per strip | white | **WML-FLAG 6 (30X10)R CUS** | **0830716** | 1 |

## Self-adhesive conductor marking as a flag, vertical

The WML-FLAGV... conductor marking flags support large-surface marking of conductors with a diameter of up to 6 mm perpendicular to the conductor direction. They are characterized by:

– Their ability to be printed on both sides
– High-quality labeling image created by thermal transfer printing
– Quick and easy handling
– Resistance to solvents
– Labeling service: Phoenix Contact can custom-label all conductor markers in accordance with your requirements

**Notes:**

[1]) For ordering example, see page 359.

Can be printed with:

**Thermal transfer for rolls**

PRINTED FOR YOU

**Marker for conductor diameters of up to 6 mm**

### Technical data

| | | |
|---|---|---|
| **General data** | | |
| Can be printed with: | | THERMOMARK ROLL • THERMOMARK ROLL X1 • THERMOMARK X1.1 • THERMOMARK X1.2 • THERMOMARK S1.1 |
| Material | | Polyolefine |
| Temperature range | [°C] | -40 ... 60 |
| Wipe resistance | | DIN EN 61010-1 (VDE 0411-1) |
| Components | | Free from halogen and cadmium |

### Ordering data

| Description | Color | Type | Order No. | Pcs. / Pkt. |
|---|---|---|---|---|
| Cable marking flags | | | | |
| up to 6 mm Ø, lettering field size: 20 x 10 mm, 2500 labels per roll | white | **WML-FLAGV 6 (20X10)R** | **0830713** | 1 |
| up to 6 mm Ø, lettering field size: 30 x 10 mm, 2500 labels per roll | white | **WML-FLAGV 6 (30X10)R** | **0830714** | 1 |
| Cable marking flags, **labeled according to customer specifications**[1]) | | | | |
| up to 6 mm Ø, lettering field size: 20 x 10 mm, 3 labels per strip | white | **WML-FLAGV 6 (20X10)R CUS** | **0830717** | 1 |
| up to 6 mm Ø, lettering field size: 30 x 10 mm, 3 labels per strip | white | **WML-FLAGV 6 (30X10)R CUS** | **0830718** | 1 |

## Pre-assembled shrink sleeves



- The WMS ... shrink sleeves permanently identify conductors and cables
- The sleeves are pre-assembled for optimum use of material
- Up to four markers per tube are separated by perforation
- The conductor to be labeled is easily threaded through the sleeve and fixed by shrinking the sleeve
- The sleeves remain flexible after shrinking
- The shrink sleeves offer the conductors additional electrical insulation and mechanical protection
  The following standards are satisfied:
- UL 224 (125°C, 600 V, VW-1)
- CSA.C22.2 No. 198.1 (125°C, 600 V, VW-1)
- MIL-STD-202G, SAE AMS-DTL-23053, SAE AS-81531

**Notes:**

The special THEMOMARK-RIBBON ... WMSU is required for marking WMS ... shrink sleeves, see Printers, page 38.

Can be printed with:

**Thermal transfer for rolls**

**Conductor cross sections from 0.8 to 38 mm, white and yellow**

### Technical data

| General data | | |
|---|---|---|
| Can be printed with: | | THERMOMARK ROLL • THERMOMARK ROLL X1 • THERMOMARK X1.1 • THERMOMARK X1.2 |
| Material | | Polyolefine |
| Temperature range | [°C] | -55 ... 135 |
| Wipe resistance | | DIN EN 61010-1 (VDE 0411-1) |
| Components | | Halogen-free |
| Shrink rate | | 3:1 |

### Ordering data

| Description | Color | Type | Order No. | Pcs. / Pkt. |
|---|---|---|---|---|
| **Shrink sleeve,** for conductor diameters 0.8 - 2.4 mm | | | | |
| 1 roll = 1000 markers, 15 mm long | white | **WMS 2,4 (15X4)R** | **0800379** | 1 |
| | yellow | **WMS 2,4 (15X4)R YE** | **0800412** | 1 |
| 1 roll = 500 markers, 30 mm long | white | **WMS 2,4 (30X4)R** | **0800373** | 1 |
| | yellow | **WMS 2,4 (30X4)R YE** | **0800407** | 1 |
| 1 roll = 250 markers, 60 mm long | white | **WMS 2,4 (60X4)R** | **0800363** | 1 |
| | yellow | **WMS 2,4 (60X4)R YE** | **0800398** | 1 |
| **Shrink sleeve,** for conductor diameters 1.0 - 3.2 mm | | | | |
| 1 roll = 1000 markers, 15 mm long | white | **WMS 3,2 (15X5)R** | **0800380** | 1 |
| | yellow | **WMS 3,2 (15X5)R YE** | **0800413** | 1 |
| 1 roll = 500 markers, 30 mm long | white | **WMS 3,2 (30X5)R** | **0800374** | 1 |
| | yellow | **WMS 3,2 (30X5)R YE** | **0800408** | 1 |
| 1 roll = 250 markers, 60 mm long | white | **WMS 3,2 (60X5)R** | **0800364** | 1 |
| | yellow | **WMS 3,2 (60X5)R YE** | **0800399** | 1 |
| **Shrink sleeve,** for conductor diameters 1.6 - 4.8 mm | | | | |
| 1 roll = 1000 markers, 15 mm long | white | **WMS 4,8 (15X9)R** | **0800382** | 1 |
| | yellow | **WMS 4,8 (15X9)R YE** | **0800414** | 1 |
| 1 roll = 500 markers, 30 mm long | white | **WMS 4,8 (30X9)R** | **0800375** | 1 |
| | yellow | **WMS 4,8 (30X9)R YE** | **0800409** | 1 |
| 1 roll = 250 markers, 60 mm long | white | **WMS 4,8 (60X9)R** | **0800366** | 1 |
| | yellow | **WMS 4,8 (60X9)R YE** | **0800400** | 1 |
| **Shrink sleeve,** for conductor diameters 2.1 - 6.4 mm | | | | |
| 1 roll = 500 markers, 30 mm long | white | **WMS 6,4 (30X10)R** | **0800376** | 1 |
| | yellow | **WMS 6,4 (30X10)R YE** | **0800410** | 1 |
| 1 roll = 250 markers, 60 mm long | white | **WMS 6,4 (60X10)R** | **0800367** | 1 |
| | yellow | **WMS 6,4 (60X10)R YE** | **0800401** | 1 |
| **Shrink sleeve,** for conductor diameters 3.2 - 9.5 mm | | | | |
| 1 roll = 500 markers, 30 mm long | white | **WMS 9,5 (30X16)R** | **0800377** | 1 |
| | yellow | **WMS 9,5 (30X16)R YE** | **0800411** | 1 |
| 1 roll = 250 markers, 60 mm long | white | **WMS 9,5 (60X16)R** | **0800368** | 1 |
| | yellow | **WMS 9,5 (60X16)R YE** | **0800402** | 1 |
| **Shrink sleeve,** for conductor diameters 4.2 - 12.7 mm | | | | |
| 1 roll = 250 markers, 60 mm long | white | **WMS 12,7 (60X20)R** | **0800369** | 1 |
| | yellow | **WMS 12,7 (60X20)R YE** | **0800403** | 1 |
| **Shrink sleeve,** for conductor diameters 6.4 - 19.1 mm | | | | |
| 1 roll = 250 markers, 60 mm long | white | **WMS 19,1 (60X30)R** | **0800370** | 1 |
| | yellow | **WMS 19,1 (60X30)R YE** | **0800404** | 1 |
| **Shrink sleeve,** for conductor diameters 8.5 - 25.4 mm | | | | |
| 1 roll = 250 markers, 60 mm long | white | **WMS 25,4 (60X40)R** | **0800371** | 1 |
| | yellow | **WMS 25,4 (60X40)R YE** | **0800405** | 1 |
| **Shrink sleeve,** for conductor diameters 12.7 - 38.1 mm | | | | |
| 1 roll = 250 markers, 60 mm long | white | **WMS 38,1 (60X60)R** | **0800372** | 1 |
| | yellow | **WMS 38,1 (60X60)R YE** | **0800406** | 1 |

## Pre-assembled shrink sleeves

**Notes:**

The special THEMOMARK-RIBBON ... WMSU is required for marking WMS ... shrink sleeves, see Printers, page 38.

The external THERMOMARK ROLL–ERH media hub is required for RL rolls, see Printers, page 38.
The external THERMOMARK–ERH 500 media hub is required for RXL rolls, see Printers, page 38.

**Conductor cross sections from 0.8 to 4.8 mm, RL roll, white**

**Conductor cross sections from 0.8 to 4.8 mm, RXL roll, white**

| | | Technical data | Technical data |
|---|---|---|---|
| **General data** | | | |
| Can be printed with: | | THERMOMARK ROLL • THERMOMARK ROLL X1 • THERMOMARK X1.1 • THERMOMARK X1.2 | THERMOMARK ROLL • THERMOMARK ROLL X1 • THERMOMARK X1.1 • THERMOMARK X1.2 |
| Material | | Polyolefine | Polyolefine |
| Temperature range | [°C] | -55 ... 135 | -55 ... 135 |
| Wipe resistance | | DIN EN 61010-1 (VDE 0411-1) | DIN EN 61010-1 (VDE 0411-1) |
| Components | | Halogen-free | Halogen-free |
| Shrink rate | | 3:1 | 3:1 |

| | | Ordering data | | | Ordering data | | |
|---|---|---|---|---|---|---|---|
| Description | Color | Type | Order No. | Pcs. / Pkt. | Type | Order No. | Pcs. / Pkt. |
| **Shrink sleeve,** for conductor diameters 0.8 - 2.4 mm | | | | | | | |
| 1 roll = 4000 markers, 15 mm long | white | **WMS 2,4 (15X4)RL** | **0800389** | 1 | | | |
| 1 roll = 10000 markers, 15 mm long | white | | | | **WMS 2,4 (15X4)RXL** | **0800396** | 1 |
| 1 roll = 2000 markers, 30 mm long | white | **WMS 2,4 (30X4)RL** | **0800386** | 1 | | | |
| 1 roll = 5000 markers, 30 mm long | white | | | | **WMS 2,4 (30X4)RXL** | **0800394** | 1 |
| 1 roll = 1000 markers, 60 mm long | white | **WMS 2,4 (60X4)RL** | **0800383** | 1 | | | |
| 1 roll = 2500 markers, 60 mm long | white | | | | **WMS 2,4 (60X4)RXL** | **0800392** | 1 |
| **Shrink sleeve,** for conductor diameters 1.0 - 3.2 mm | | | | | | | |
| 1 roll = 4000 markers, 15 mm long | white | **WMS 3,2 (15X5)RL** | **0800390** | 1 | | | |
| 1 roll = 2000 markers, 30 mm long | white | **WMS 3,2 (30X5)RL** | **0800387** | 1 | | | |
| 1 roll = 1000 markers, 60 mm long | white | **WMS 3,2 (60X5)RL** | **0800384** | 1 | | | |
| **Shrink sleeve,** for conductor diameters 1.6 - 4.8 mm | | | | | | | |
| 1 roll = 4000 markers, 15 mm long | white | **WMS 4,8 (15X9)RL** | **0800391** | 1 | | | |
| 1 roll = 10000 markers, 15 mm long | white | | | | **WMS 4,8 (15X9)RXL** | **0800397** | 1 |
| 1 roll = 2000 markers, 30 mm long | white | **WMS 4,8 (30X9)RL** | **0800388** | 1 | | | |
| 1 roll = 5000 markers, 30 mm long | white | | | | **WMS 4,8 (30X9)RXL** | **0800395** | 1 |
| 1 roll = 1000 markers, 60 mm long | white | **WMS 4,8 (60X9)RL** | **0800385** | 1 | | | |
| 1 roll = 2500 markers, 60 mm long | white | | | | **WMS 4,8 (60X9)RXL** | **0800393** | 1 |

## Pre-assembled shrink sleeves, labeled acc. to customer specifications

All WMS ... pre-assembled shrink sleeves can be supplied labeled according to customer requirements.

The following standards are satisfied:

– UL 224 (125°C, 600 V, VW-1)
– CSA.C22.2 No. 198.1 (125°C, 600 V, VW-1)
– MIL-STD-202G, SAE AMS-DTL-23053, SAE AS-81531

**Notes:**

1) For ordering example, see page 359.



PRINTED FOR YOU

**Conductor cross sections from 0.8 to 38 mm, white**

### Technical data

| | | |
|---|---|---|
| **General data** | | |
| Material | | Polyolefine |
| Temperature range | [°C] | -55 ... 135 |
| Wipe resistance | | DIN EN 61010-1 (VDE 0411-1) |
| Components | | Halogen-free |
| Shrink rate | | 3:1 |

### Ordering data

| Description | Type | Order No. | Pcs. / Pkt. |
|---|---|---|---|
| **Shrink sleeve,** for conductor diameters 0.8 - 2.4 mm, **labeled according to customer requirements**[1]) | | | |
| 4 markers per strip, 15 mm long | **WMS 2,4 (15X4)R CUS** | **0800752** | 1 |
| 2 markers per strip, 30 mm long | **WMS 2,4 (30X4)R CUS** | **0800745** | 1 |
| 1 marker per strip, 60 mm long | **WMS 2,4 (60X4)R CUS** | **0800736** | 1 |
| **Shrink sleeve,** for conductor diameters 1.0 - 3.2 mm, **labeled according to customer requirements**[1]) | | | |
| 4 markers per strip, 15 mm long | **WMS 3,2 (15X5)R CUS** | **0800753** | 1 |
| 2 markers per strip, 30 mm long | **WMS 3,2 (30X5)R CUS** | **0800746** | 1 |
| 1 marker per strip, 60 mm long | **WMS 3,2 (60X5)R CUS** | **0800737** | 1 |
| **Shrink sleeve,** for conductor diameters 1.6 - 4.8 mm, **labeled according to customer requirements**[1]) | | | |
| 4 markers per strip, 15 mm long | **WMS 4,8 (15X9)R CUS** | **0800754** | 1 |
| 2 markers per strip, 30 mm long | **WMS 4,8 (30X9)R CUS** | **0800748** | 1 |
| 1 marker per strip, 60 mm long | **WMS 4,8 (60X9)R CUS** | **0800738** | 1 |
| **Shrink sleeve,** for conductor diameters 2.1 - 6.4 mm, **labeled according to customer requirements**[1]) | | | |
| 2 markers per strip, 30 mm long | **WMS 6,4 (30X10)R CUS** | **0800749** | 1 |
| 1 marker per strip, 60 mm long | **WMS 6,4 (60X10)R CUS** | **0800739** | 1 |
| **Shrink sleeve,** for conductor diameters 3.2 - 9.5 mm, **labeled according to customer requirements**[1]) | | | |
| 2 markers per strip, 30 mm long | **WMS 9,5 (30X16)R CUS** | **0800751** | 1 |
| 1 marker per strip, 60 mm long | **WMS 9,5 (60X16)R CUS** | **0800740** | 1 |
| **Shrink sleeve,** for conductor diameters 4.2 - 12.7 mm, **labeled according to customer requirements**[1]) | | | |
| 1 marker per strip, 60 mm long | **WMS 12,7 (60X20)R CUS** | **0800741** | 1 |
| **Shrink sleeve,** for conductor diameters 6.4 - 19.1 mm, **labeled according to customer requirements**[1]) | | | |
| 1 marker per strip, 60 mm long | **WMS 19,1 (60X30)R CUS** | **0800742** | 1 |
| **Shrink sleeve,** for conductor diameters 8.5 - 25.4 mm, **labeled according to customer requirements**[1]) | | | |
| 1 marker per strip, 60 mm long | **WMS 25,4 (60X40)R CUS** | **0800743** | 1 |
| **Shrink sleeve,** for conductor diameters 12.7 - 38.1 mm, **labeled according to customer requirements**[1]) | | | |
| 1 marker per strip, 60 mm long | **WMS 38,1 (60X60)R CUS** | **0800744** | 1 |

PRINTED FOR YOU

**Conductor cross sections from 0.8 to 38 mm, yellow**

## Technical data

Polyolefine
-55 ... 135
DIN EN 61010-1 (VDE 0411-1)
Halogen-free
3:1

## Ordering data

| Type | Order No. | Pcs. / Pkt. |
|---|---|---|
| WMS 2,4 (15X4)R YE CUS | 0800770 | 1 |
| WMS 2,4 (30X4)R YE CUS | 0800765 | 1 |
| WMS 2,4 (60X4)R YE CUS | 0800755 | 1 |
| WMS 3,2 (15X5)R YE CUS | 0800771 | 1 |
| WMS 3,2 (30X5)R YE CUS | 0800766 | 1 |
| WMS 3,2 (60X5)R YE CUS | 0800756 | 1 |
| WMS 4,8 (15X9)R YE CUS | 0800772 | 1 |
| WMS 4,8 (30X9)R YE CUS | 0800767 | 1 |
| WMS 4,8 (60X9)R YE CUS | 0800757 | 1 |
| WMS 6,4 (30X10)R YE CUS | 0800768 | 1 |
| WMS 6,4 (60X10)R YE CUS | 0800758 | 1 |
| WMS 9,5 (30X16)R YE CUS | 0800769 | 1 |
| WMS 9,5 (60X16)R YE CUS | 0800759 | 1 |
| WMS 12,7 (60X20)R YE CUS | 0800760 | 1 |
| WMS 19,1 (60X30)R YE CUS | 0800761 | 1 |
| WMS 25,4 (60X40)R YE CUS | 0800762 | 1 |
| WMS 38,1 (60X60)R YE CUS | 0800764 | 1 |

## Continuous shrink sleeve



- The shrink sleeves are automatically perforated or cut to the length required in the printing process
- They are available in the form of continuous on-roll goods and can be printed on both sides using the THERMOMARK W2 printer
- Individual markers can be cut to any length up to 1 m
  The following standards are satisfied:
- UL 224 (125°C, 600 V, VW-1)
- CSA.C22.2 No. 198.1 (125°C, 600 V, VW-1)
- MIL-STD-202G, SAE AMS-DTL-23053, SAE AS-81531

**Notes:**

The special THEMOMARK-RIBBON ... WMSU is required for marking WMS ... shrink sleeves, see Printers, page 38.
How to use the external media hubs:
THERMOMARK ROLL:
Use the external THERMOMARK ROLL-ERH media hub for R rolls and the external THERMOMARK-ERH 500 for large rolls, see Printers, page 38.
THERMOMARK ROLL X1 and THERMOMARK W2:
R rolls can be inserted directly in the device, use the THERMOMARK-ERH 500 for large rolls, see Printers, page 43.

Can be printed with:

**Thermal transfer for rolls**

**Shrinkable marker, white**

### Technical data

| | | |
|---|---|---|
| **General data** | | |
| Can be printed with: | | THERMOMARK W1 • THERMOMARK W2 • THERMOMARK ROLL • THERMOMARK ROLL X1 • THERMOMARK X1.1 • THERMOMARK X1.2 |
| Material | | Polyolefine |
| Temperature range | [°C] | -55 ... 135 |
| Wipe resistance | | DIN EN 61010-1 (VDE 0411-1) |
| Components | | Halogen-free |
| Shrink rate | | 3:1 |

### Ordering data

| Description | Type | Order No. | Pcs. / Pkt. |
|---|---|---|---|
| **Shrink sleeve** | | | |
| 1 roll = 30 m, conductor diameter: 0.8 - 2.4 mm | **WMS 2,4 (EX4)R** | **0800289** | 1 |
| 1 roll = 30 m, conductor diameter: 1.0 - 3.2 mm | **WMS 3,2 (EX5)R** | **0800290** | 1 |
| 1 roll = 30 m, conductor diameter: 1.6 - 4.8 mm | **WMS 4,8 (EX9)R** | **0800291** | 1 |
| 1 roll = 25 m, conductor diameter: 2.1 - 6.4 mm | **WMS 6,4 (EX10)R** | **0800292** | 1 |
| 1 roll = 20 m, conductor diameter: 3.2 - 9.5 mm | **WMS 9,5 (EX16)R** | **0800293** | 1 |
| 1 roll = 20 m, conductor diameter: 4.2 - 12.7 mm | **WMS 12,7 (EX20)R** | **0800294** | 1 |
| 1 roll = 20 m, conductor diameter: 6.4 - 19.1 mm | **WMS 19,1 (EX30)R** | **0800295** | 1 |
| 1 roll = 15 m, conductor diameter: 8.5 - 25.4 mm | **WMS 25,4 (EX40)R** | **0800296** | 1 |
| 1 roll = 15 m, conductor diameter: 12.7 - 38.1 mm | **WMS 38,1 (EX60)R** | **0800298** | 1 |
| 1 roll = 15 m, conductor diameter: 16.9 - 50.8 mm | **WMS 50,8 (EX80)R** | **0800299** | 1 |
| **Shrink sleeve,** large roll | | | |
| 1 roll = 120 m, conductor diameter: 0.8 - 2.4 mm | **WMS 2,4 (EX4)RL** | **0800319** | 1 |
| 1 roll = 120 m, conductor diameter: 1.0 - 3.2 mm | **WMS 3,2 (EX5)RL** | **0800320** | 1 |
| 1 roll = 120 m, conductor diameter: 1.6 - 4.8 mm | **WMS 4,8 (EX9)RL** | **0800321** | 1 |
| 1 roll = 100 m, conductor diameter: 2.1 - 6.4 mm | **WMS 6,4 (EX10)RL** | **0800322** | 1 |
| 1 roll = 80 m, conductor diameter: 3.2 - 9.5 mm | **WMS 9,5 (EX16)RL** | **0800324** | 1 |
| 1 roll = 80 m, conductor diameter: 4.2 - 12.7 mm | **WMS 12,7 (EX20)RL** | **0800325** | 1 |
| 1 roll = 80 m, conductor diameter: 6.4 - 19.1 mm | **WMS 19,1 (EX30)RL** | **0800326** | 1 |
| 1 roll = 60 m, conductor diameter: 8.5 - 25.4 mm | **WMS 25,4 (EX40)RL** | **0800327** | 1 |

Shrinkable marker, yellow

Shrinkable marker, black

## Technical data

THERMOMARK W1 • THERMOMARK W2 • THERMOMARK ROLL • THERMOMARK ROLL X1 • THERMOMARK X1.1 • THERMOMARK X1.2
Polyolefine
-55 ... 135
DIN EN 61010-1 (VDE 0411-1)
Halogen-free
3:1

## Ordering data

| Type | Order No. | Pcs. / Pkt. |
|---|---|---|
| WMS 2,4 (EX4)R YE | 0800300 | 1 |
| WMS 3,2 (EX5)R YE | 0800301 | 1 |
| WMS 4,8 (EX9)R YE | 0800302 | 1 |
| WMS 6,4 (EX10)R YE | 0800303 | 1 |
| WMS 9,5 (EX16)R YE | 0800304 | 1 |
| WMS 12,7 (EX20)R YE | 0800305 | 1 |
| WMS 19,1 (EX30)R YE | 0800306 | 1 |
| WMS 25,4 (EX40)R YE | 0800308 | 1 |
| WMS 38,1 (EX60)R YE | 0800309 | 1 |
| WMS 50,8 (EX80)R YE | 0800311 | 1 |
| WMS 2,4 (EX4)RL YE | 0800328 | 1 |
| WMS 3,2 (EX5)RL YE | 0800329 | 1 |
| WMS 4,8 (EX9)RL YE | 0800330 | 1 |
| WMS 6,4 (EX10)RL YE | 0800331 | 1 |
| WMS 9,5 (EX16)RL YE | 0800332 | 1 |
| WMS 12,7 (EX20)RL YE | 0800333 | 1 |
| WMS 19,1 (EX30)RL YE | 0800334 | 1 |
| WMS 25,4 (EX40)RL YE | 0800335 | 1 |

## Technical data

THERMOMARK W1 • THERMOMARK W2 • THERMOMARK ROLL • THERMOMARK ROLL X1 • THERMOMARK X1.1 • THERMOMARK X1.2
Polyolefine
-55 ... 135
DIN EN 61010-1 (VDE 0411-1)
Halogen-free
3:1

## Ordering data

| Type | Order No. | Pcs. / Pkt. |
|---|---|---|
| WMS 2,4 (EX4)R BK | 0800415 | 1 |
| WMS 3,2 (EX5)R BK | 0800416 | 1 |
| WMS 4,8 (EX9)R BK | 0800418 | 1 |
| WMS 6,4 (EX10)R BK | 0800419 | 1 |
| WMS 9,5 (EX16)R BK | 0800421 | 1 |
| WMS 12,7 (EX20)R BK | 0800422 | 1 |
| WMS 19,1 (EX30)R BK | 0800423 | 1 |
| WMS 25,4 (EX40)R BK | 0800424 | 1 |
| WMS 38,1 (EX60)R BK | 0800425 | 1 |
| WMS 50,8 (EX80)R BK | 0800426 | 1 |
| WMS 2,4 (EX4)RL BK | 0800427 | 1 |
| WMS 3,2 (EX5)RL BK | 0800428 | 1 |
| WMS 4,8 (EX9)RL BK | 0800429 | 1 |
| WMS 6,4 (EX10)RL BK | 0800430 | 1 |
| WMS 9,5 (EX16)RL BK | 0800431 | 1 |
| WMS 12,7 (EX20)RL BK | 0800432 | 1 |
| WMS 19,1 (EX30)RL BK | 0800434 | 1 |
| WMS 25,4 (EX40)RL BK | 0800435 | 1 |

## Continuous shrink sleeves, labeled according to customer requirements

All WMS ... continuous shrink sleeves can also be supplied labeled according to customer requirements.

The following standards are satisfied:
- UL 224 (125°C, 600 V, VW-1)
- CSA.C22.2 No. 198.1 (125°C, 600 V, VW-1)
- MIL-STD-202G, SAE AMS-DTL-23053, SAE AS-81531

Figure below shows:
- SD-WMTB (70x10) label holder in combination with WMS 6,4 (Ex10)R CUS shrink sleeve for marking cables and conductors; see page 221

**Notes:**

[1]) For ordering example, see page 359.

PRINTED FOR YOU

**Shrinkable marker, white**

### Technical data

| General data | | |
|---|---|---|
| Material | | Polyolefine |
| Temperature range | [°C] | -55 ... 135 |
| Wipe resistance | | DIN EN 61010-1 (VDE 0411-1) |
| Components | | Halogen-free |
| Shrink rate | | 3:1 |

### Ordering data

| Description | Type | Order No. | Pcs. / Pkt. |
|---|---|---|---|
| **Shrink sleeve, labeled according to customer requirements**[1]) | | | |
| 1 roll = 30 m, conductor diameter: 0.8 - 2.4 mm | **WMS 2,4 (EX4)R CUS** | **0800701** | 1 |
| 1 roll = 30 m, conductor diameter: 1.0 - 3.2 mm | **WMS 3,2 (EX5)R CUS** | **0800702** | 1 |
| 1 roll = 30 m, conductor diameter: 1.6 - 4.8 mm | **WMS 4,8 (EX9)R CUS** | **0800703** | 1 |
| 1 roll = 25 m, conductor diameter: 2.1 - 6.4 mm | **WMS 6,4 (EX10)R CUS** | **0800704** | 1 |
| 1 roll = 20 m, conductor diameter: 3.2 - 9.5 mm | **WMS 9,5 (EX16)R CUS** | **0800706** | 1 |
| 1 roll = 20 m, conductor diameter: 4.2 - 12.7 mm | **WMS 12,7 (EX20)R CUS** | **0800707** | 1 |
| 1 roll = 20 m, conductor diameter: 6.4 - 19.1 mm | **WMS 19,1 (EX30)R CUS** | **0800708** | 1 |
| 1 roll = 15 m, conductor diameter: 8.5 - 25.4 mm | **WMS 25,4 (EX40)R CUS** | **0800709** | 1 |
| 1 roll = 15 m, conductor diameter: 12.7 - 38.1 mm | **WMS 38,1 (EX60)R CUS** | **0800710** | 1 |
| 1 roll = 15 m, conductor diameter: 16.9 - 50.8 mm | **WMS 50,8 (EX80)R CUS** | **0800711** | 1 |

PRINTED FOR YOU

Shrinkable marker, yellow

PRINTED FOR YOU

Shrinkable marker, black

## Technical data

Polyolefine
-55 ... 135
DIN EN 61010-1 (VDE 0411-1)
Halogen-free
3:1

## Ordering data

| Type | Order No. | Pcs. / Pkt. |
|---|---|---|
| WMS 2,4 (EX4)R YE CUS | 0800713 | 1 |
| WMS 3,2 (EX5)R YE CUS | 0800714 | 1 |
| WMS 4,8 (EX9)R YE CUS | 0800715 | 1 |
| WMS 6,4 (EX10)R YE CUS | 0800716 | 1 |
| WMS 9,5 (EX16)R YE CUS | 0800717 | 1 |
| WMS 12,7 (EX20)R YE CUS | 0800719 | 1 |
| WMS 19,1 (EX30)R YE CUS | 0800720 | 1 |
| WMS 25,4 (EX40)R YE CUS | 0800722 | 1 |
| WMS 38,1 (EX60)R YE CUS | 0800723 | 1 |
| WMS 50,8 (EX80)R YE CUS | 0800724 | 1 |

## Technical data

Polyolefine
-55 ... 135
DIN EN 61010-1 (VDE 0411-1)
Halogen-free
3:1

## Ordering data

| Type | Order No. | Pcs. / Pkt. |
|---|---|---|
| WMS 2,4 (EX4)R BK CUS | 0800725 | 1 |
| WMS 3,2 (EX5)R BK CUS | 0800726 | 1 |
| WMS 4,8 (EX9)R BK CUS | 0800727 | 1 |
| WMS 6,4 (EX10)R BK CUS | 0800728 | 1 |
| WMS 9,5 (EX16)R BK CUS | 0800729 | 1 |
| WMS 12,7 (EX20)R BK CUS | 0800730 | 1 |
| WMS 19,1 (EX30)R BK CUS | 0800731 | 1 |
| WMS 25,4 (EX40)R BK CUS | 0800732 | 1 |
| WMS 38,1 (EX60)R BK CUS | 0800733 | 1 |
| WMS 50,8 (EX80)R BK CUS | 0800735 | 1 |

## Insertable conductor marking for marking collars




- EMT ... insert labels for labeling various marking collars
- Can be printed onto with THERMOMARK... for material off the roll
- Thanks to their special contour, EMT ... insert labels remain securely inside the collar once inserted
- The PABL ... sheets are available to allow labeling with a laser printer

| Notes: |
|---|
| PATG/PATO ... system, see page 224. |
| KMK ..., see page 216. |
| LM ..., see page 217. |
| 1) For ordering example, see page 359. |

Can be printed with:

Thermal transfer for rolls

For PATG ... and PATO ... marker carriers

### Technical data

| General data | | |
|---|---|---|
| Can be printed with: | | THERMOMARK ROLL • THERMOMARK ROLL X1 • THERMOMARK X1.1 • THERMOMARK X1.2 • THERMOMARK S1.1 |
| Material | | Polyester |
| Temperature range | [°C] | -40 ... 120 |
| Wipe resistance | | DIN EN 61010-1 (VDE 0411-1) |
| Components | | free from silicone and halogen |

### Ordering data

| Description | Color | Type | Order No. | Pcs. / Pkt. |
|---|---|---|---|---|
| **Insert strips,** Lettering field size: 10 x 4 mm, 7500 labels p. roll | white | **EMT (10X4)R** | **0816235** | 1 |
| Lettering field size: 15 x 4 mm, 7500 labels p. roll | white | **EMT (15X4)R** | **0817329** | 1 |
| | red | **EMT (15X4)R RD** | **0816249** | 1 |
| | yellow | **EMT (15X4)R YE** | **0817358** | 1 |
| | blue | **EMT (15X4)R BU** | **0817332** | 1 |
| Lettering field size: 23 x 4 mm, 5000 labels p. roll | white | **EMT (23X4)R** | **0817361** | 1 |
| | yellow | **EMT (23X4)R YE** | **0817374** | 1 |
| Lettering field size: 24 x 4 mm, 5000 labels p. roll | white | **EMT (24X4)R** | **0816265** | 1 |
| Lettering field size: 25 x 6 mm, 5000 labels p. roll | white | **EMT (25X6)R** | **0817264** | 1 |
| Lettering field size: 29 x 8 mm, 5400 labels p. roll | white | **EMT (29X8)R** | **0817277** | 1 |
| | yellow | **EMT (29X8)R YE** | **0817280** | 1 |
| Lettering field size: 40 x 17 mm, 2300 labels p. roll | white | **EMT (40X17)R** | **0817293** | 1 |
| Lettering field size: 60 x 15 mm, 2500 labels p. roll | white | **EMT (60X15)R** | **0801846** | 10 |
| **Insert strips,** for PATG/PATO, perforated, DIN A4 sheet, lettering field size: 15 x 4 mm, 1 sheet = 360 labels | white | **PABL 15X4** | **0808260** | 10 |
| **Insert strips, labeled acc. to customer specifications**[1]) | | | | |
| Lettering field size: 10 x 4 mm, 6 labels p. strip | white | **EMT (10X4)R CUS** | **0824374** | 1 |
| Lettering field size: 15 x 4 mm, 6 labels p. strip | white | **EMT (15X4)R CUS** | **0824375** | 1 |
| | red | **EMT (15X4)R RD CUS** | **0824377** | 1 |
| | yellow | **EMT (15X4)R YE CUS** | **0824378** | 1 |
| | blue | **EMT (15X4)R BU CUS** | **0824376** | 1 |
| Lettering field size: 23 x 4 mm, 4 labels p. strip | white | **EMT (23X4)R CUS** | **0824379** | 1 |
| | yellow | **EMT (23X4)R YE CUS** | **0824380** | 1 |
| Lettering field size: 24 x 4 mm, 4 labels p. strip | white | **EMT (24X4)R CUS** | **0824381** | 1 |
| Lettering field size: 25 x 6 mm, 4 labels p. strip | white | **EMT (25X6)R CUS** | **0824382** | 1 |
| Lettering field size: 29 x 8 mm, 3 labels p. strip | white | **EMT (29X8)R CUS** | **0824383** | 1 |
| | yellow | **EMT (29X8)R YE CUS** | **0824384** | 1 |
| Lettering field size: 40 x 17 mm, 3 labels p. strip | white | **EMT (40X17)R CUS** | **0824385** | 1 |
| Lettering field size: 60 x 15 mm, 1 label p. strip | white | **EMT (60X15)R CUS** | **0801998** | 1 |
| **Insert strips,** for PATG/PATO, perforated, **labeled acc. to customer specifications**[1]) | white | **PABL 15X4 CUS** | **0824449** | 1 |

## Insertable conductor marking with threading and insertion aid for marking collars

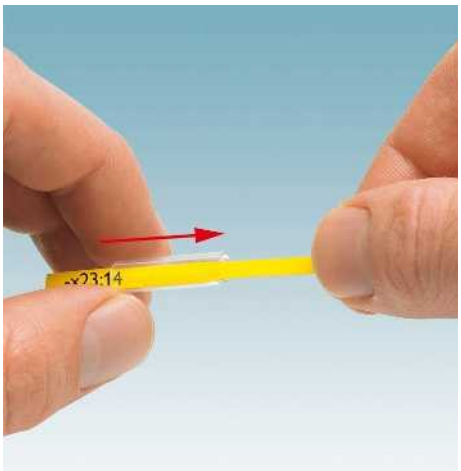


- The WMTW... insert labels are used to label marking collars from the PATG/PATO ... system; see page 224.
- Easy assembly thanks to a threading and insertion aid, which can be easily separated by means of a perforation after inserting the marker
- Thanks to their special shape, the WMTW ... insert labels remain securely inside the marking collar
- Can be printed onto with THERMOMARK... for material off the roll
- Labeling service: Phoenix Contact can custom-label all conductor markers in accordance with your requirements

**Notes:**

[1]) For ordering example, see page 359.

Can be printed with:

**Thermal transfer for rolls**

PRINTED FOR YOU

**For PATG ... and PATO... marker carriers**

### Technical data

| | | |
|---|---|---|
| **General data** | | |
| Can be printed with: | | THERMOMARK ROLL • THERMOMARK ROLL X1 • THERMOMARK S1.1 • THERMOMARK X1.1 • THERMOMARK X1.2 |
| Material | | Polyolefine |
| Temperature range | [°C] | -40 ... 90 |
| Wipe resistance | | DIN EN 61010-1 (VDE 0411-1) |
| Components | | Halogen-free |

### Ordering data

| Description | Color | Type | Order No. | Pcs. / Pkt. |
|---|---|---|---|---|
| **Insertable conductor marking** | | | | |
| Lettering field size: 10 x 4 mm, 3000 labels per roll | white | **WMTW (10X4)R** | **0831000** | 1 |
| Lettering field size: 10 x 4 mm, 3000 labels per roll | yellow | **WMTW (10X4)R YE** | **0831001** | 1 |
| Lettering field size: 15 x 4 mm, 3000 labels per roll | white | **WMTW (15X4)R** | **0831002** | 1 |
| Lettering field size: 15 x 4 mm, 3000 labels per roll | yellow | **WMTW (15X4)R YE** | **0831003** | 1 |
| Lettering field size: 23 x 4 mm, 3000 labels per roll | white | **WMTW (23X4)R** | **0831004** | 1 |
| Lettering field size: 23 x 4 mm, 3000 labels per roll | yellow | **WMTW (23X4)R YE** | **0831005** | 1 |
| **Insertable conductor marking, labeled according to customer specifications**[1]) | | | | |
| Lettering field size: 10 x 4 mm, 1 label per strip | white | **WMTW (10X4)R CUS** | **0831008** | 1 |
| Lettering field size: 10 x 4 mm, 1 label per strip | yellow | **WMTW (10X4)R YE CUS** | **0831009** | 1 |
| Lettering field size: 15 x 4 mm, 1 label per strip | white | **WMTW (15X4)R CUS** | **0831010** | 1 |
| Lettering field size: 15 x 4 mm, 1 label per strip | yellow | **WMTW (15X4)R YE CUS** | **0831011** | 1 |
| Lettering field size: 23 x 4 mm, 1 label per strip | white | **WMTW (23X4)R CUS** | **0831007** | 1 |
| Lettering field size: 23 x 4 mm, 1 label per strip | yellow | **WMTW (23X4)R YE CUS** | **0831006** | 1 |

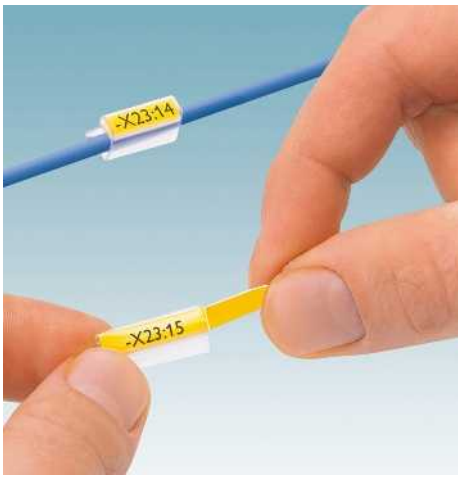

## Slide-on conductor marking




- The conductor to be marked is pushed through two punched holes in the marker and positioned
- The special hole geometry ensures a strong axial hold
- Made from high-quality polyester foil
- Available for different conductor diameters
- Custom labeling and easy handling
- High-quality labeling image created by thermal transfer printing
- Special packaging protects the conductor markers against external influences, dust, and dirt
- Labeling service: Phoenix Contact can custom-label all conductor markers in accordance with your requirements

**Notes:**

[1]) For ordering example, see page 359.

Can be printed with:

**Thermal transfer for rolls**

PRINTED FOR YOU

**Marker for conductor diameters from 1.0 to 8.4 mm**

### Technical data

| | | |
|---|---|---|
| **General data** | | |
| Can be printed with: | | THERMOMARK ROLL • THERMOMARK ROLL X1 • THERMOMARK X1.1 • THERMOMARK X1.2 • THERMOMARK S1.1 |
| Number of individual labels | | 4000 |
| Material | | Polyester |
| Temperature range | [°C] | -40 ... 120 |
| Wipe resistance | | DIN EN 61010-1 (VDE 0411-1) |
| Components | | free from silicone and halogen |

### Ordering data

| Description | Color | Type | Order No. | Pcs. / Pkt. |
|---|---|---|---|---|
| **Slide-on conductor markers,** 1 roll = 4000 conductor markers | | | | |
| Lettering field size: 15 x 4 mm, conductor diameter: 1.0 - 2.4 mm | white | **WMT 2,4 (15X4)R** | **0816281** | 1 |
| Lettering field size: 15 x 5 mm, conductor diameter: 2.0 - 3.5 mm | white | **WMT 3,5 (15X5)R** | **0817222** | 1 |
| Lettering field size: 15 x 6 mm, conductor diameter: 3.0 - 4.2 mm | white | **WMT 4,2 (15X6)R** | **0817235** | 1 |
| Lettering field size: 15 x 8 mm, conductor diameter: 4.0 - 5.5 mm | white | **WMT 5,5 (15X8)R** | **0817248** | 1 |
| Lettering field size: 17 x 10 mm, conductor diameter: 5.0 - 8.4 mm | white | **WMT 8,4 (17X10)R** | **0817251** | 1 |
| **Conductor marker for threading, labeled as per customer specifications**[1]) | | | | |
| Lettering field size: 15 x 4 mm, conductor diameter: 1.0 - 2.4 mm, 3 labels p. strip | white | **WMT 2,4 (15X4)R CUS** | **0824927** | 1 |
| Lettering field size: 15 x 5 mm, conductor diameter: 2.0 - 3.5 mm, 3 labels p. strip | white | **WMT 3,5 (15X5)R CUS** | **0824928** | 1 |
| Lettering field size: 15 x 6 mm, conductor diameter: 3.0 - 4.2 mm, 2 labels p. strip | white | **WMT 4,2 (15X6)R CUS** | **0824929** | 1 |
| Lettering field size: 15 x 8 mm, conductor diameter: 4.0 - 5.5 mm, 2 labels p. strip | white | **WMT 5,5 (15X8)R CUS** | **0824930** | 1 |
| Lettering field size: 17 x 10 mm, conductor diameter: 5.0 - 8.4 mm, 2 labels p. strip | white | **WMT 8,4 (17X10)R CUS** | **0824931** | 1 |



## Conductor marking for assembly with cable binders



- Conductor marking for identifying and bundling conductors in indoor areas
- Made from high-quality polyester foil
- The marker has two fastening eyes so that it can be attached to the conductor by means of PKB ... cable binders
- Labeling service: Phoenix Contact can custom-label all conductor markers in accordance with your requirements

| Notes: |
|---|
| For corresponding cable binders, see page 574 onwards. |
| [1]) For ordering example, see page 359. |

Can be printed with:

**Thermal transfer for rolls**

**Marker for conductor diameters of 6 mm and above**

### Technical data

| General data | | |
|---|---|---|
| Can be printed with: | | THERMOMARK ROLL • THERMOMARK ROLL X1 • THERMOMARK X1.1 • THERMOMARK X1.2 • THERMOMARK S1.1 |
| Material | | Polyester |
| Temperature range | [°C] | -40 ... 120 |
| Wipe resistance | | DIN EN 61010-1 (VDE 0411-1) |
| Components | | free from silicone and halogen |

### Ordering data

| Description | Color | Type | Order No. | Pcs. / Pkt. |
|---|---|---|---|---|
| **Cable markers for assembly with cable binders** | | | | |
| Lettering field size: 24 x 8 mm (max. cable binder width: 5 mm), 4000 cable markers p. roll | white | **WMTB (24X8)R** | **0816278** | 1 |
| Lettering field size: 35 x 15 mm (max. cable binder width: 5 mm), 1700 cable markers p. roll | white | **WMTB (35X15)R** | **0817316** | 1 |
| **Cable marker for assembly with cable binders, labeled according to customer specifications**[1]) | | | | |
| Lettering field size: 24 x 8 mm (max. cable binder width: 5 mm), 4 labels p. strip | white | **WMTB (24X8)R CUS** | **0824932** | 1 |
| Lettering field size: 35 x 15 mm (max. cable binder width: 5 mm), 2 labels p. strip | white | **WMTB (35X15)R CUS** | **0824933** | 1 |

## Conductor marking for assembly with cable binders




Halogen-free conductor and cable marking for marking and bundling conductors and cables indoors and outdoors.

- Made from high-quality thermoplastic polyether urethane
- Highly flexible material, adapts to the bending of the conductors or cables
- Additional labeling, such as project information, can be printed on the carrier material. This makes it easier to assign the markers during mounting.
- Very high tensile strength
- Flame-retardant material
- The marker has two fastening lugs so that it can be attached to the conductor by means of cable binders
- Labeling service: Phoenix Contact can custom-label all conductor markers in accordance with your requirements

| Notes: |
|---|
| For corresponding cable binders, see page 574 onwards. |
| [1]) For ordering example, see page 359. |

Can be printed with:

**Thermal transfer for rolls**

PRINTED FOR YOU

**Marker for conductor diameters of 6 mm and above**

### Technical data

| General data | |
|---|---|
| Can be printed with: | THERMOMARK ROLL • THERMOMARK ROLL X1 • THERMOMARK X1.1 • THERMOMARK X1.2 • THERMOMARK S1.1 |
| Material | PUR |
| Inflammability class according to UL 94 | V0 |
| Temperature range [°C] | -25 ... 80 |
| Wipe resistance | DIN EN 61010-1 (VDE 0411-1) |
| Components | Halogen-free |

### Ordering data

| Description | Color | Type | Order No. | Pcs. / Pkt. |
|---|---|---|---|---|
| **Cable markers for assembly with cable binders,** maximum cable binder width: 5 mm | | | | |
| 1000 markers per roll, lettering field size: 40 x 12 mm | white | **WMTB HF (40X12)R** | **0830407** | 1 |
| | yellow | **WMTB HF (40X12)R YE** | **0830408** | 1 |
| 1000 markers per roll, lettering field size: 55 x 15 mm | white | **WMTB HF (55X15)R** | **0830409** | 1 |
| | yellow | **WMTB HF (55X15)R YE** | **0830410** | 1 |
| 500 markers per roll, lettering field size: 55 x 25 mm | white | **WMTB HF (55X25)R** | **0830411** | 1 |
| | yellow | **WMTB HF (55X25)R YE** | **0830412** | 1 |
| **Cable markers for assembly with cable binders, labeled according to customer specifications,** 1 marker per strip, lettering field size: 40 x 12 mm[1]) | white | **WMTB HF (40X12)R CUS** | **0830413** | 1 |
| | yellow | **WMTB HF (40X12)R YE CUS** | **0830414** | 1 |
| 1 marker per strip, lettering field size: 55 x 15 mm | white | **WMTB HF (55X15)R CUS** | **0830415** | 1 |
| | yellow | **WMTB HF (55X15)R YE CUS** | **0830416** | 1 |
| 1 marker per strip, lettering field size: 55 x 25 mm | white | **WMTB HF (55X25)R CUS** | **0830417** | 1 |
| | yellow | **WMTB HF (55X25)R YE CUS** | **0830418** | 1 |

### Accessories

| | | | | |
|---|---|---|---|---|
| **Ink ribbon,** specifically for cable markers for assembly with cable binders, WMTB HF..., length: 300 m, width: 110 mm | black | **THERMOMARK-RIBBON 110-WMTB HF** | **5148007** | 1 |

## Conductor marker carriers for assembly with cable binders, for labels with laminated protective foil

**For conductor diameters from 6 mm**

- The WM−CARRIER /B... conductor marker carriers consist of a labeling field for labels and a transparent, self-adhesive laminated protective foil
- The protective foil provides permanent protection against contamination and abrasion
- High-quality labeling image created by thermal transfer printing
- Quick and easy handling
- The marker has two fastening lugs so that it can be attached to the conductor by means of cable binders
- Resistant to solvents
- Labeling service: Phoenix Contact can custom-label all cable marker labels in accordance with your requirements

**Notes:**

For corresponding cable binders, see page 574 onwards.

[1]) For ordering example, see page 359.

### Technical data

| | | |
|---|---|---|
| **General data** | | |
| Material | | PVC/polyester |
| Temperature range | [°C] | -10 ... 60 |
| Wipe resistance | | DIN EN 61010-1 (VDE 0411-1) |
| Components | | Halogen-free |

### Ordering data

| Description | Color | Type | Order No. | Pcs. / Pkt. |
|---|---|---|---|---|
| **Conductor marker carriers**, maximum cable binder width: 5 mm | | | | |
| Lettering field size: 48 x 10 mm | transparent | **WM-CARRIER/B (48X10)LPR** | **0830423** | 100 |
| Lettering field size: 55 x 15 mm | transparent | **WM-CARRIER/B (55X15)LPR** | **0830424** | 100 |
| Lettering field size: 85 x 15 mm | transparent | **WM-CARRIER/B (85X15)LPR** | **0830425** | 100 |

### Accessories

| | | | | |
|---|---|---|---|---|
| **Labels** | | | | |
| 2500 labels per roll | white | **EML (40X6)R** | **0830481** | 1 |
| | yellow | **EML (40X6)R YE** | **0830482** | 1 |
| 2500 labels per roll | white | **EML (50X10)R** | **0830483** | 1 |
| | yellow | **EML (50X10)R YE** | **0830484** | 1 |
| 2500 labels per roll | white | **EML (75X10)R** | **0830485** | 1 |
| | yellow | **EML (75X10)R YE** | **0830486** | 1 |
| **Labels, labeled according to customer requirements**[1]) | | | | |
| 2 labels per strip | white | **EML (40X6)R CUS** | **0830487** | 1 |
| | yellow | **EML (40X6)R YE CUS** | **0830488** | 1 |
| 1 label per strip | white | **EML (50X10)R CUS** | **0830489** | 1 |
| | yellow | **EML (50X10)R YE CUS** | **0830490** | 1 |
| 1 label per strip | white | **EML (75X10)R CUS** | **0830491** | 1 |
| | yellow | **EML (75X10)R YE CUS** | **0830492** | 1 |

N

## Plastic cable marker for insert labels, for assembly with cable binders

**Notes:**

For corresponding cable binders, see page 574 onwards.

25 x 6 mm marker

- The KMK... versions have eyelets and are attached with cable binders
- Plastic cable markers for marking and bundling multiple conductors and cables indoors
- The printed insert label is protected from dirt by the sealing cap
- Labeling service: Phoenix Contact can custom-label all insert labels for plastic cable markers in accordance with your requirements

### Technical data

| General data | | |
|---|---|---|
| Material | | Polyethylene |
| Temperature range | [°C] | -40 ... 80 |
| Components | | free from silicone and halogen |

### Ordering data

| Description | Color | Type | Order No. | Pcs. / Pkt. |
|---|---|---|---|---|
| **Plastic cable markers for insert labels**, with eyelets for fastening with cable binders<br>Lettering field size: 25 x 6 mm | transparent | **KMK 1** | **0830745** | 100 |
| **Plastic cable markers for insert labels,** with eyelets for fastening with cable binders<br>Lettering field size: 29 x 8 mm | transparent | | | |
| **Plastic cable markers for insert labels,** with eyelets for fastening with cable binders<br>Lettering field size: 40 x 17 mm | transparent | | | |
| **Plastic cable markers for insert labels,** with eyelets for fastening with cable binders<br>Lettering field size: 60 x 15 mm | transparent | | | |

### Accessories

| | | | |
|---|---|---|---|
| **Insert strips for laser printers**, DIN A4, perforated<br>Lettering field size: 25 x 6 mm, 1 sheet = 252 labels<br>Lettering field size: 29 x 8 mm, 1 sheet = 174 labels<br>Lettering field size: 40 x 17 mm, 1 sheet = 56 labels<br>Lettering field size: 60 x 15 mm, 1 sheet = 51 labels | **ESL (25X6)** | **0801849** | 10 |
| **Insert labels for thermal transfer printers**<br>Lettering field size: 25 x 6 mm, 5000 labels per roll<br>Lettering field size: 29 x 8 mm, 5400 labels p. roll<br>Lettering field size: 40 x 17 mm, 2300 labels p. roll<br>Lettering field size: 60 x 15 mm, 2500 labels per roll | **EMT (25X6)R** | **0817264** | 1 |
| **UniSheet,** 0.5 mm thick<br>84-section, lettering field size: 25 x 6 mm<br>48-section, lettering field size: 29 x 8 mm<br>16-section, lettering field size: 40 x 17 mm<br>9-section, lettering field size: 60 x 15 mm | **US-EMP (25X6)-1** | **0802754** | 10 |

29 x 8 mm markers

40 x 17 mm markers

60 x 15 mm markers

## Technical data

Polyethylene
-40 ... 80
free from silicone and halogen

## Ordering data

| Type | Order No. | Pcs. / Pkt. |
|---|---|---|
| KMK 2 | 1005266 | 100 |

## Accessories

| | | |
|---|---|---|
| ESL 29X 8 | 0808257 | 10 |
| EMT (29X8)R | 0817277 | 1 |
| US-EMP (29X8) | 0829436 | 10 |

## Technical data

Polyethylene
-40 ... 80
free from silicone and halogen

## Ordering data

| Type | Order No. | Pcs. / Pkt. |
|---|---|---|
| KMK 4 | 1005305 | 50 |

## Accessories

| | | |
|---|---|---|
| ESL 40X17 | 0808095 | 10 |
| EMT (40X17)R | 0817293 | 1 |
| US-EMP (40X17) | 0829437 | 10 |

## Technical data

Polyethylene
-40 ... 80
free from silicone and halogen

## Ordering data

| Type | Order No. | Pcs. / Pkt. |
|---|---|---|
| KMK 5 | 0830746 | 50 |

## Accessories

| | | |
|---|---|---|
| ESL (60X15) | 0801851 | 10 |
| EMT (60X15)R | 0801846 | 10 |
| US-EMP (60X15) | 0828781 | 10 |

## Plastic cable marker for insert labels, for assembly with cable binders

**Notes:**

For corresponding cable binders, see page 574 onwards.

**For insert labels measuring 29 x 8 mm**

- Plastic cable markers for marking and bundling multiple conductors and cables indoors
- The printed insert label is protected from dirt by the sealing cap
- Labeling service: Phoenix Contact can custom-label all insert labels for plastic cable markers in accordance with your requirements

### Technical data

| General data | |
|---|---|
| Material | Polyethylene |
| Temperature range [°C] | -40 ... 80 |
| Components | free from silicone and halogen |

### Ordering data

| Description | Color | Type | Order No. | Pcs. / Pkt. |
|---|---|---|---|---|
| **Plastic cable markers for insert labels,** with cable binders with a pointed end, can be labeled with ESL..., EMT... or US-EMP... insert labels, diameter: 10 ... 25 mm, lettering field size: 29 x 8 mm | transparent | **KMK** | **1005208** | 100 |
| **Plastic cable markers for insert labels,** with cable binders with a pointed end, can be labeled with ESL..., EMT... or US-EMP... insert labels, diameter: 16 ... 35 mm, lettering field size: 40 x 17 mm | transparent | | | |
| **Cable and conductor markers for insert labels**, can be labeled with EST or ESL, diameter of 1 - 12 mm, lettering field size: 24 x 4 mm | white | | | |
| **Cable and conductor markers for labels**, lettering field size: 20 x 8 mm | white | | | |

### Accessories

| | | | |
|---|---|---|---|
| **Insert strips for laser printers**, DIN A4, perforated<br>Lettering field size: 29 x 8 mm, 1 sheet = 174 labels<br>Lettering field size: 40 x 17 mm, 1 sheet = 56 labels<br>Lettering field size: 24 x 4 mm, 1 sheet = 488 labels | **ESL 29X 8** | **0808257** | 10 |
| **Insert labels for thermal transfer printers**<br>Lettering field size: 29 x 8 mm, 5400 labels p. roll<br>Lettering field size: 40 x 17 mm, 2300 labels p. roll<br>Lettering field size: 24 x 4 mm, 5000 labels p. roll | **EMT (29X8)R** | **0817277** | 1 |
| **UniSheet,** 0.5 mm thick<br>48-section, lettering field size: 29 x 8 mm<br>16-section, lettering field size: 40 x 17 mm | **US-EMP (29X8)** | **0829436** | 10 |
| **Textile label**, lettering field size: 20 x 8 mm<br>2500 labels p. roll<br>2500 labels p. roll | | | |

**For insert labels measuring 40 x 17 mm**

**For insert labels,
12 mm conductor diameter**

**For adhesive labels,
conductor diameter of up to 20 mm**

## Technical data

Polyethylene
-40 ... 80
free from silicone and halogen

## Ordering data

| Type | Order No. | Pcs. / Pkt. |
|---|---|---|
| KMK 3 | 1005211 | 50 |

## Accessories

| | | |
|---|---|---|
| ESL 40X17 | 0808095 | 10 |
| EMT (40X17)R | 0817293 | 1 |
| US-EMP (40X17) | 0829437 | 10 |

## Technical data

PA
-40 ... 100
free from silicone and halogen

## Ordering data

| Type | Order No. | Pcs. / Pkt. |
|---|---|---|
| LM | 1004377 | 100 |

## Accessories

| | | |
|---|---|---|
| ESL 24X 4 | 0808231 | 10 |
| EMT (24X4)R | 0816265 | 1 |

## Technical data

PA
-40 ... 100
free from silicone and halogen

## Ordering data

| Type | Order No. | Pcs. / Pkt. |
|---|---|---|
| KME | 0807083 | 50 |

## Accessories

| | | |
|---|---|---|
| EMLC (20X8)R | 0815680 | 1 |
| EML (20X8)R | 0816786 | 1 |

## GKM ... conductor markers



**Conductor diameter from 0 to 5.2 mm**

- The GKM ... conductor markers support large-surface conductor labeling
- Flexible application, thanks to spring-loaded conductor attachment
- Particularly suitable for temporary labeling
- Quick and easy to use

### Technical data

| | | |
|---|---|---|
| **General data** | | |
| Material | | PA/ABS |
| Temperature range | [°C] | -40 ... 80 |
| Components | | free from silicone and halogen |

### Ordering data

| Description | Color | Type | Order No. | Pcs. / Pkt. |
|---|---|---|---|---|
| **Conductor markers,** lettering field size: 20 x 8 mm | | | | |
| for conductor diameters of 0 - 2.5 mm | gray | **GKM 1 GY** | **1750498** | 100 |
| For conductor diameters of 4.8 - 11 mm | gray | | | |

### Accessories

| | | | | |
|---|---|---|---|---|
| **Marker tags,** 5-section, unprinted, labeling with X-PEN, M-PEN, plotter or BKMT 20 x 8 label | | | | |
| Lettering field size: 20 x 8 mm | white | **SS-ZB WH** | **5031171** | 50 |
| Lettering field size: 20 x 8 mm | yellow | **SS-ZB YE** | **5031650** | 50 |
| **UniCard,** for labeling devices from the following manufacturers: ABB, Conta Clip, Escha, Festo, ifm-electronik, Harting, Moeller, Phoenix Contact, Siemens | | | | |
| Lettering field size: 20 x 9 mm | white | **UC-EM (20X9)** | **0825503** | 10 |
| Lettering field size: 20 x 9 mm | yellow | **UC-EM (20X9) YE** | **0827637** | 10 |
| Lettering field size: 20 x 9 mm | white | **UCT-EM (20X9)** | **0801471** | 10 |
| Lettering field size: 20 x 9 mm | yellow | **UCT-EM (20X9) YE** | **0801472** | 10 |

**Conductor diameter from 4.8 to 11 mm**

## Technical data

PA/ABS
-40 ... 80
free from silicone and halogen

## Ordering data

| Type | Order No. | Pcs. / Pkt. |
|---|---|---|
| GKM 2 GY | 1750485 | 100 |

## Accessories

| | | |
|---|---|---|
| SS-ZB WH | 5031171 | 50 |
| SS-ZB YE | 5031650 | 50 |
| UC-EM (20X9) | 0825503 | 10 |
| UC-EM (20X9) YE | 0827637 | 10 |
| UCT-EM (20X9) | 0801471 | 10 |
| UCT-EM (20X9) YE | 0801472 | 10 |

# Type keys for SD-WMTBS ...

**Example** **0826514 SD-WMTBS (S) YE**

| 0826514 | SD-WMTBS | (S) | YE |
|---|---|---|---|
| **Order No.** | **Product type** | **Printing** | **Color** |
| 0826637 | SD-WMTBS (NEUTRAL) CC | (NEUTRAL) = unprinted | CC = international color code |
| 0826514 | SD-WMTBS (S) YE | (S) = printed with numbers 0 - 9 | YE = yellow |
| 0826611: letter | SD-WMTBS (CH) YE | (CH) = letters A - Z | YE = yellow |
| 0826624: symbol | SD-WMTBS (SY) YE | (SY) = symbols + - / . GND | YE = yellow |
| 0826527 | SD-WMTBS (NU) CC | (NU) = printed with numbers 0 - 9 | CC = international color code |

## International color code

| Print | Marker color | Font color |
|---|---|---|
| 0 | Black | White |
| 1 | Brown | White |
| 2 | Red | White |
| 3 | Orange | Black |
| 4 | Yellow | Black |
| 5 | Green | White |
| 6 | Blue | White |
| 7 | Violet | White |
| 8 | Gray | Black |
| 9 | White | Black |

## Cable marking for carrier assembly

- Cable markers for marking cables and conductors with larger cross sections
- The printed individual markers are pushed onto the corresponding holders
- Figure below shows: SD-WMTB (70x10) label holder in combination with WMS 6,4 (Ex10)R CUS shrink sleeve for marking cables and conductors

**Notes:**

The label holder is attached using cable binders; for corresponding cable binders up to 4.8 mm wide, see page 574 onwards.

[1]) For an ordering example, see page 220.

**Conductor diameter > 16 mm**

### Technical data

| General data | | |
|---|---|---|
| Material | | PVC |
| Inflammability class according to UL 94 | | V2 |
| Temperature range | [°C] | -30 ... 60 |
| Wipe resistance | | DIN EN 61010-1 (VDE 0411-1) |
| Components | | Free from silicone and cadmium |

### Ordering data

| Description | Color | Type | Order No. | Pcs. / Pkt. |
|---|---|---|---|---|
| **Cable marker**[1]) | | | | |
| **International color code, unprinted** | International color code | **SD-WMTBS (NEUTRAL) CC** | **0826637** | 100 |
| **printed:** with numbers 0-9 | yellow | **SD-WMTBS (S) YE** | **0826514** | 100 |
| **printed:** with upper case letters A-Z | yellow | **SD-WMTBS (CH) YE** | **0826611** | 100 |
| **printed:** with symbols + - / . GND | yellow | **SD-WMTBS (SY) YE** | **0826624** | 100 |
| **International color code, printed:** With numbers between 0-9 | International color code | **SD-WMTBS (NU) CC** | **0826527** | 100 |
| **Label holder**, for cable binders up to 4.8 mm wide | | | | |
| For max. 7 characters | black | **SD-WMTB (70X10)** | **0826530** | 100 |
| For max. 13 characters | black | **SD-WMTB (100X10)** | **0826543** | 100 |

## Stainless steel cable marking for carrier assembly

- Cable markers for marking cables and conductors with larger cross sections
- The individual stainless steel markers are pushed onto the corresponding holders
- They are secured using stainless steel cable binders
- Easy assembly with UNIFOX-CT M7,9

**Notes:**

For further stainless steel cable binders, see page 580.

[1]) For ordering example, see page 220.

**Stainless steel marker with carrier**

### Technical data

| | |
|---|---|
| **General data** | |
| Material | Stainless steel |

### Ordering data

| Description | Color | Type | Order No. | Pcs. / Pkt. |
|---|---|---|---|---|
| **Cable marker**[1]) | | | | |
| **unprinted** | silver | **SD-WMTBS (NEUTRAL) VA** | **0826666** | 50 |
| **printed:** with numbers 0-9 | silver | **SD-WMTBS (NU) VA** | **0826556** | 50 |
| **printed:** with upper case letters A-Z | silver | **SD-WMTBS (CH) VA** | **0826640** | 50 |
| **printed:** with symbols + - / . GND | silver | **SD-WMTBS (SY) VA** | **0826653** | 50 |
| **Label holder** | | | | |
| For max. 6 characters | silver | **SD-WMTB (30X10) VA** | **0826569** | 50 |
| For max. 9 characters | silver | **SD-WMTB (47X10) VA** | **0826572** | 50 |
| For max. 13 characters | silver | **SD-WMTB (70X10) VA** | **0826585** | 50 |
| For max. 17 characters | silver | **SD-WMTB (92X10) VA** | **0826598** | 50 |
| For max. 20 characters | silver | **SD-WMTB (111X10) VA** | **0826608** | 50 |

### Accessories

| | | | | |
|---|---|---|---|---|
| **Cable binder,** made of stainless steel (AISI 304), width 4.6 mm, maximum bundle Ø [mm]/minimum tensile strength [N] | | | | |
| **30 / 890** | silver | **WT-STEEL S 4,6X150** | **3240807** | 100 |
| **50 / 890** | silver | **WT-STEEL S 4,6X201** | **3240808** | 100 |

## Stainless steel cable marking for embossing or laser engraving

- Cable markers for marking cables and conductors with larger cross sections
- The individual stainless steel markers are pushed onto the corresponding holders
- They are secured using stainless steel cable binders
- Easy assembly with UNIFOX-CT M7,9

**Notes:**

For further stainless steel cable binders, see page 580.

PRINTED FOR YOU

**Stainless steel plate**

### Technical data

| General data | |
|---|---|
| Material | Stainless steel |

### Ordering data

| Description | Color | Type | Order No. | Pcs. / Pkt. |
|---|---|---|---|---|
| **Steel cable markers,** rustproof, non-magnetic, label size: 89 x 19 mm, lettering field size: 65 x 19 mm | | | | |
| | silver | **KMV** | **0806644** | 100 |
| Lased acc. to customer specifications | silver | **KMV CUS** | **0828493** | 1 |
| **Steel cable markers,** rustproof, non-magnetic, label size: 44 x 9.6 mm, lettering field size: 23 x 9 mm | | | | |
| | silver | **KMV 44X9,6** | **0812007** | 100 |
| Lased acc. to customer specifications | silver | **KMV 44X9,6 CUS** | **0828494** | 1 |

### Accessories

| | | | | |
|---|---|---|---|---|
| **Cable binder,** made of stainless steel (AISI 304), width 4.6 mm, maximum bundle Ø [mm]/minimum tensile strength [N] | | | | |
| **30 / 890** | silver | **WT-STEEL S 4,6X150** | **3240807** | 100 |

## Marking collars for insert labels



**Closed marker carrier, for sliding on**

- These conductor marking systems consist of marker carriers and insert labels
- The PATG ... collar is a captive marker carrier
- Can be used to mark conductors with a diameter of 0.6 ... 50 mm
- Marking is performed using the matching UC−WMT ..., US−WMT ..., and EMT ...insert labels

### Technical data

| General data | | |
|---|---|---|
| Material | | PVC |
| Inflammability class according to UL 94 | | V0 |
| Temperature range | [°C] | -50 ... 80 |
| Components | | Silicone-free |

### Ordering data

| Description | Color | Type | Order No. | Pcs. / Pkt. |
|---|---|---|---|---|
| **Wire marker carrier**, closed, **10 mm** wide | | | | |
| Conductor diameter: 0.6-1.2 mm | transparent | **PATG 0/10** | **1013795** | 1000 |
| Conductor diameter: 1.5-2.5 mm | transparent | **PATG 1/10** | **1013805** | 1000 |
| Conductor cross section: 2.0-4.0 mm | transparent | **PATG 2/10** | **1013818** | 1000 |
| Conductor cross section: 4.0-7.0 mm | transparent | **PATG 3/10** | **1013821** | 500 |
| **Wire marker carrier**, closed, **12 mm** wide | | | | |
| Conductor diameter: 0.6-1.2 mm | transparent | **PATG 0/12** | **0827076** | 1000 |
| Conductor diameter: 1.5-2.5 mm | transparent | **PATG 1/12** | **0827077** | 1000 |
| Conductor cross section: 2.0-4.0 mm | transparent | **PATG 2/12** | **0827078** | 1000 |
| Conductor cross section: 4.0-7.0 mm | transparent | **PATG 3/12** | **0827079** | 500 |
| Conductor cross section: 6.0-10.0 mm | transparent | **PATG 4/12** | **0827080** | 500 |
| **Wire marker carrier**, closed, **15 mm** wide | | | | |
| Conductor diameter: 0.6-1.2 mm | transparent | **PATG 0/15** | **1013740** | 1000 |
| Conductor diameter: 1.5-2.5 mm | transparent | **PATG 1/15** | **1013025** | 1000 |
| Conductor cross section: 2.0-4.0 mm | transparent | **PATG 2/15** | **1013038** | 1000 |
| Conductor cross section: 4.0-7.0 mm | transparent | **PATG 3/15** | **1013041** | 500 |
| Conductor cross section: 6.0-10.0 mm | transparent | **PATG 4/15** | **1013054** | 500 |
| Conductor cross section: 10.0-14.0 mm | transparent | **PATG 5/15** | **1013067** | 200 |
| Conductor cross section: 14.0-22.0 mm | transparent | **PATG 6/15** | **1013070** | 200 |
| Conductor cross section: 22.0-30.0 mm | transparent | **PATG 7/15** | **1013083** | 50 |
| Conductor cross section: 30.0-35.0 mm | transparent | **PATG 8/15** | **1013096** | 50 |
| Conductor diameter: 35.0 - 45.0 mm | transparent | **PATG 9/15** | **1013106** | 50 |
| **Wire marker carrier**, closed, **18 mm** wide | | | | |
| Conductor diameter: 0.6-1.2 mm | transparent | **PATG 0/18** | **0820507** | 1000 |
| Conductor diameter: 1.5-2.5 mm | transparent | **PATG 1/18** | **0820510** | 1000 |
| Conductor cross section: 2.0-4.0 mm | transparent | **PATG 2/18** | **0820523** | 1000 |
| Conductor cross section: 4.0-7.0 mm | transparent | **PATG 3/18** | **0820536** | 500 |
| Conductor cross section: 6.0-10.0 mm | transparent | **PATG 4/18** | **0820549** | 500 |
| Conductor cross section: 10.0-14.0 mm | transparent | **PATG 5/18** | **0828059** | 200 |
| Conductor cross section: 14.0-22.0 mm | transparent | **PATG 6/18** | **0828062** | 200 |
| **Wire marker carrier**, closed, **23 mm** wide | | | | |
| Conductor diameter: 0.6-1.2 mm | transparent | **PATG 0/23** | **0828046** | 1000 |
| Conductor diameter: 1.5-2.5 mm | transparent | **PATG 1/23** | **1013847** | 1000 |
| Conductor cross section: 2.0-4.0 mm | transparent | **PATG 2/23** | **1013850** | 500 |
| Conductor cross section: 4.0-7.0 mm | transparent | **PATG 3/23** | **1013863** | 500 |
| Conductor cross section: 6.0-10.0 mm | transparent | **PATG 4/23** | **0808011** | 200 |
| Conductor cross section: 10.0-14.0 mm | transparent | **PATG 5/23** | **0808024** | 200 |
| Conductor cross section: 14.0-22.0 mm | transparent | **PATG 6/23** | **0808037** | 100 |
| Conductor cross section: 22.0-30.0 mm | transparent | **PATG 7/23** | **0808040** | 50 |
| Conductor cross section: 30.0-35.0 mm | transparent | **PATG 8/23** | **0808053** | 50 |
| **Wire marker carrier**, closed, **30 mm** wide | | | | |
| Conductor diameter: 1.5-2.5 mm | transparent | **PATG 1/30** | **0822440** | 500 |
| Conductor cross section: 2.0-4.0 mm | transparent | **PATG 2/30** | **0822453** | 500 |
| Conductor cross section: 4.0-7.0 mm | transparent | **PATG 3/30** | **0822466** | 200 |
| Conductor cross section: 6.0-10.0 mm | transparent | **PATG 4/30** | **0822479** | 200 |
| Conductor cross section: 10.0-14.0 mm | transparent | **PATG 5/30** | **0822482** | 200 |



## Marking collars for insert labels

– Can be labeled using UC-WMT ..., US-WMT ... plastic labels or EMT ... insert strips

**PATO ...**

– These marking collars are used for subsequent labeling of systems that have already been wired

**PAB-KTL ...**

– Marking collars for identifying and bundling conductors

**Open marker carrier, for clipping on**

**For assembly with cable binders**

| | | Technical data | Technical data |
|---|---|---|---|
| **General data** | | | |
| Material | | PVC | PVC |
| Inflammability class according to UL 94 | | V0 | V0 |
| Temperature range | [°C] | -50 ... 80 | -50 ... 80 |
| Components | | Silicone-free | Silicone-free |

| | | Ordering data | | | Ordering data | | |
|---|---|---|---|---|---|---|---|
| Description | Color | Type | Order No. | Pcs. / Pkt. | Type | Order No. | Pcs. / Pkt. |
| **Wire marker carrier**, open, **10 mm** wide | | | | | | | |
| Conductor cross section: 2.0-3.5 mm | transparent | **PATO 1/10** | **1013876** | 1000 | | | |
| Conductor diameter: 2.8 - 4.4 mm | transparent | **PATO 2/10** | **1013889** | 1000 | | | |
| **Wire marker carrier**, open, **12 mm** wide | | | | | | | |
| Conductor cross section: 2.0-3.5 mm | transparent | **PATO 1/12** | **0827081** | 1000 | | | |
| Conductor diameter: 2.8 - 4.4 mm | transparent | **PATO 2/12** | **0827082** | 1000 | | | |
| **Wire marker carrier**, open, **15 mm** wide | | | | | | | |
| Conductor cross section: 2.0-3.5 mm | transparent | **PATO 1/15** | **1013119** | 1000 | | | |
| Conductor diameter: 2.8 - 4.4 mm | transparent | **PATO 2/15** | **1013122** | 1000 | | | |
| Conductor diameter: 6.7 - 8.0 mm | transparent | **PATO 3/15** | **1013135** | 500 | | | |
| Conductor diameter: 6.7 - 10.0 mm | transparent | **PATO 4/15** | **1013148** | 500 | | | |
| **Wire marker carrier**, open, **18 mm** wide | | | | | | | |
| Conductor cross section: 2.0-3.5 mm | transparent | **PATO 1/18** | **0823740** | 500 | | | |
| Conductor diameter: 2.8 - 4.4 mm | transparent | **PATO 2/18** | **0823753** | 500 | | | |
| **Wire marker carrier**, open, **23 mm** wide | | | | | | | |
| Conductor cross section: 2.0-3.5 mm | transparent | **PATO 1/23** | **1013892** | 500 | | | |
| Conductor diameter: 2.8 - 4.4 mm | transparent | **PATO 2/23** | **1013902** | 500 | | | |
| **Wire marker carrier**, open, **30 mm** wide | | | | | | | |
| Conductor cross section: 2.0-3.5 mm | transparent | **PATO 1/30** | **0822495** | 500 | | | |
| Conductor diameter: 2.8 - 4.4 mm | transparent | **PATO 2/30** | **0822505** | 500 | | | |
| **Cable marker carrier,** lettering field along the length of cable, labeling with UC-WMT and PABA...., lettering field: 30 x 4 mm, is secured with PKB cable binder | | | | | | | |
| | transparent | | | | **PAB-KTL** | **1013261** | 200 |
| Lettering field size: 23 x 4 mm, labeling with UC-WMT and PABA.../23 | transparent | | | | **PAB-KTL 23** | **1013957** | 200 |
| **Plastic cable marker for PKE insert label,** can be labeled with PKE insert label, labeling field: 9 mm x 20 mm, with eyelets for fastening to PKB cable binder | | | | | | | |
| | transparent | | | | **PKT 9X20** | **0803977** | 240 |


Output DC 12 V 15 A
13 14
PHOENIX CONTACT
Boost
DC OK
5-18 V
Power Supply
Station 2
QUINT POWER
Input AC 100-240 V
L N
Power Supply
Station 1
Power Supply
Station 4
Power Supply
Station 3

# Device marking - MARKING system

Identifying electrical and electronic control cabinets does not just make service work easier. In some sectors, it is actually a mandatory requirement. Moreover, equipment identification improves the quality of the control cabinets and systems.

Phoenix Contact offers a variety of different markers for device marking. From adhesive labels to high-quality engraving labels, the wide marker range caters for every application.

A variety of printing systems is available for labeling or engraving.


**Product range overview**

**Device marking** 228

**EM... AL aluminum device marking**

Designed to be stuck on, screwed in or riveted or snapped into marker carriers 231

**UniCard UC-EM... and UCT-EM... device marking**

Designed to be stuck on, screwed in or riveted or snapped into marker carriers 234

Snap-in, for devices from Phoenix Contact and other manufacturers 246

**UniSheet US-EM... device marking**

Designed to be stuck on, screwed in or riveted or snapped into marker carriers, labels, and combi labels 258

**EM... device marking, labels supplied in rolls**

Labels for buttons, continuous and textile labels, labels for rough surfaces, for high-temperature and ESD applications, removable labels, labels with anti-tamper protection 270

Insert strips for devices from Phoenix Contact and other manufacturers 290

**BMK... device marking, labels supplied as DIN A sheets** 292

**GPE… and EMLP... device marking, markers for printing or engraving** 294

**Marker carriers and profiles** 296

**Device marking overview**

The right marking solution for every device

Phoenix Contact 302

Other manufacturers 304

**Ordering example for labeling service - printed for you** 359

Explicit marking of electrical and electronic control cabinet components is essential for safe and efficient work. As with comprehensive technical documentation, labeling all operating equipment increases the availability of the switchgear and simplifies maintenance.
Last but not least, equipment identification improves the quality of the control cabinets and systems.

Phoenix Contact offers a wide range of labels and tags. Depending on the type, they can be labeled using BLUEMARK, thermal transfer printers, the plotter, engraving devices, commercially available desktop laser printers or by hand.

For the BLUEMARK CLED and THERMOMARK CARD, there is a complete range of plastic labels available for control cabinets as well as for buttons and switchgear.
The labels of all the various printing systems feature a high level of wipe and scratch resistance.

The self-adhesive labels are made from a two-layer material and are highly durable, e.g., where buttons and switches are subject to frequent use. The best way to mark these labels is to use the engraving device of the CMS−P1−PLOTTER plotter.

Please contact us if you are unable to find a suitable size or color for your application from the options available in our product range.
It goes without saying that Phoenix Contact also offers a comprehensive engraving and labeling service for device marking applications. Test us out!

Device markers are available in various sizes, materials, and colors. The self-adhesive labels have been designed for use in a wide temperature range.

Drilled labels are available for marking devices and control cabinets. These can be securely attached to the device using screws or rivets.

The CARRIER labeling system is the perfect choice for labeling buttons. It consists of a carrier plus marking label and can be used in control cabinets as well as in the field.

High-temperature labels are ideal for marking PCBs. These labels can safely and permanently withstand temperatures of -40°C to 180°C; or a temperature of 300°C for up to 60 seconds.

Tamper-proof labels are used as rating plates or seals. When they are peeled off, part of the metallic layer comes away, leaving behind a pattern on both the label and the surface.




GPE label sheets consist of a two-layer material that is ideal for engraving. However, the pre-fabricated self-adhesive labels can also be labeled directly by hand or using a plotter.



In the case of small print volumes, labels can also be printed using commercially available desktop laser printers. Copy sheets are provided with margins to make it easier to remove individual labels.

The self-adhesive markers are available in various shapes and sizes. They can be used to mark components, devices, and buttons and are highly resistant to chemical and mechanical effects.

Self-adhesive marker carriers are used in conjunction with marking labels for the purpose of labeling devices and modules. The carriers can be stuck onto all standard surfaces.

## Stick-on aluminum device marking

– The aluminum EMLP-AL… product range includes self-adhesive device markers with a high adhesive strength and is characterized by the following:
– The markers can be labeled quickly, easily, and cost-effectively with the BLUEMARK CLED
– Labeling service: Phoenix Contact can custom-label EMLP ... markers according to your requirements

– A wide range of different marker sizes is available for custom designs. Formats from 27 x 15 to 100 x 60 mm cover the entire range of device and system marking

– By using modern UV LED printing technology, a highly resistant and optimum printing quality can be achieved, which is resistant to solvents and suitable for use even under harsh industrial conditions

– In conjunction with magazines, optimum printing accuracy is guaranteed

Can be printed with:

UV

**UV LED technology**

| General data |
|---|
| Can be printed with: |
| Material |
| Wipe resistance |

| Description | Color |
|---|---|
| **Marking label, aluminum,** self-adhesive, 0.8 mm thick | |
| Lettering field size: 27 x 15 mm | silver |
| Lettering field size: 27 x 18 mm | silver |
| Lettering field size: 49 x 15 mm | silver |
| Lettering field size: 60 x 15 mm | silver |
| Lettering field size: 60 x 30 mm | silver |
| Lettering field size: 85.6 x 54 mm | silver |
| Lettering field size: 100 x 60 mm | silver |
| **Marking label, aluminum,** self-adhesive, 0.8 mm thick, **labeled according to customer specifications**[1]) | |
| Lettering field size: 27 x 15 mm | silver |
| Lettering field size: 27 x 18 mm | silver |
| Lettering field size: 49 x 15 mm | silver |
| Lettering field size: 60 x 15 mm | silver |
| Lettering field size: 60 x 30 mm | silver |
| Lettering field size: 85.6 x 54 mm | silver |
| Lettering field size: 100 x 60 mm | silver |

| Magazine, for BLUEMARK CLED |
|---|
| for accommodating EMP-AL (27X15), EMLP-AL (27X15) |
| for accommodating EMP-AL (27X18), EMLP-AL (27X18) |
| for accommodating EMP-AL (49X15), EMLP-AL (49X15), EMSP-AL (39X15) |
| for accommodating EMP-AL (60X15), EMLP-AL (60X15), EMSP-AL (50X15) |
| for accommodating EMP-AL (60X30), EMLP-AL (60X30), EMSP-AL (50X30) |
| for accommodating EMP-AL (85,6X54), EMLP-AL (85,6X54), EMSP-AL (75,6X54) |
| for accommodating EMLP-AL (100X60), EMSP-AL (90X60) |

**Notes:**

[1]) For ordering example, see page 359.

N

Unlabeled

N

PRINTED FOR YOU

Labeled according to customer specifications

## Technical data

BLUEMARK CLED
Aluminum
DIN EN 61010-1 (VDE 0411-1)

## Ordering data

| Type | Order No. | Pcs. / Pkt. |
|---|---|---|
| EMLP-AL (27X15) | 0830508 | 90 |
| EMLP-AL (27X18) | 0830509 | 90 |
| EMLP-AL (49X15) | 0830511 | 45 |
| EMLP-AL (60X15) | 0830512 | 45 |
| EMLP-AL (60X30) | 0830513 | 45 |
| EMLP-AL (85,6X54) | 0830514 | 15 |
| EMLP-AL (100X60) | 0830515 | 15 |

## Accessories

| | | |
|---|---|---|
| BLUEMARK MAG EM-M (27X15) | 0802736 | 1 |
| BLUEMARK MAG EM-M (27X18) | 0802737 | 1 |
| BLUEMARK MAG EM-M (49X15) | 0802738 | 1 |
| BLUEMARK MAG EM-M (60X15) | 0802739 | 1 |
| BLUEMARK MAG EM-M (60X30) | 0802740 | 1 |
| BLUEMARK MAG EM-M (85,6X54) | 0802741 | 1 |
| BLUEMARK MAG EM-M (100X60) | 0802742 | 1 |

## Technical data

-
Aluminum
DIN EN 61010-1 (VDE 0411-1)

## Ordering data

| Type | Order No. | Pcs. / Pkt. |
|---|---|---|
| EMLP-AL (27X15) CUS | 0830516 | 1 |
| EMLP-AL (27X18) CUS | 0830517 | 1 |
| EMLP-AL (49X15) CUS | 0830519 | 1 |
| EMLP-AL (60X15) CUS | 0830520 | 1 |
| EMLP-AL (60X30) CUS | 0830521 | 1 |
| EMLP-AL (85,6X54) CUS | 0830522 | 1 |
| EMLP-AL (100X60) CUS | 0830523 | 1 |

## Accessories

N

## Aluminum device marking for screwing or riveting

Can be printed with:

UV

UV LED technology

PRINTED FOR YOU

**Unlabeled or labeled according to customer specifications**

- The aluminum EMSP-AL… product range includes markers that can be quickly and easily fitted with screws or rivets and is characterized by the following:
- High-quality appearance
- The markers can be labeled quickly, easily, and cost-effectively with the BLUEMARK CLED
- By using modern UV LED printing technology, a highly resistant and optimum printing quality can be achieved, which is resistant to solvents and suitable for use even under harsh industrial conditions
- Labeling service: Phoenix Contact can custom-label EMSP ... markers according to your requirements
- In conjunction with magazines, optimum printing accuracy is guaranteed

**Notes:**

For corresponding rivets for fixing the EMSP-AL ..., see page 370.

For drilling diagrams, visit www.phoenixcontact.net/products.

[1]) For ordering example, see page 359.

### Technical data

| General data | |
|---|---|
| Can be printed with: | BLUEMARK CLED |
| Material | Aluminum |
| Wipe resistance | DIN EN 61010-1 (VDE 0411-1) |

### Ordering data

| Description | Color | Type | Order No. | Pcs. / Pkt. |
|---|---|---|---|---|
| **Marking label, aluminum,** 0.8 mm thick, with mounting holes 3.2 mm in diameter | | | | |
| Lettering field size: 39 x 15 mm | aluminum | **EMSP-AL (39X15)** | **0830510** | 45 |
| Lettering field size: 50 x 15 mm | aluminum | **EMSP-AL (50X15)** | **0830773** | 45 |
| Lettering field size: 50 x 30 mm | aluminum | **EMSP-AL (50X30)** | **0830502** | 45 |
| Lettering field size: 75.6 x 54 mm | aluminum | **EMSP-AL (75,6X54)** | **0830503** | 15 |
| Lettering field size: 90 x 60 mm | aluminum | **EMSP-AL (90X60)** | **0830504** | 15 |
| **Marking label, aluminum,** 0.8 mm thick, with mounting holes 3.2 mm in diameter, **labeled according to customer specifications**[1]) | | | | |
| Lettering field size: 39 x 15 mm | aluminum | **EMSP-AL (39X15) CUS** | **0830518** | 1 |
| Lettering field size: 50 x 15 mm | aluminum | **EMSP-AL (50X15) CUS** | **0830775** | 1 |
| Lettering field size: 50 x 30 mm | aluminum | **EMSP-AL (50X30) CUS** | **0830505** | 1 |
| Lettering field size: 75.6 x 54 mm | aluminum | **EMSP-AL (75,6X54) CUS** | **0830506** | 1 |
| Lettering field size: 90 x 60 mm | aluminum | **EMSP-AL (90X60) CUS** | **0830507** | 1 |

### Accessories

| | | | |
|---|---|---|---|
| **Magazine, for BLUEMARK CLED** for accommodating EMP-AL (27X15), EMLP-AL (27X15) | **BLUEMARK MAG EM-M (27X15)** | **0802736** | 1 |
| for accommodating EMP-AL (27X18), EMLP-AL (27X18) | **BLUEMARK MAG EM-M (27X18)** | **0802737** | 1 |
| for accommodating EMP-AL (49X15), EMLP-AL (49X15), EMSP-AL (39X15) | **BLUEMARK MAG EM-M (49X15)** | **0802738** | 1 |
| for accommodating EMP-AL (60X15), EMLP-AL (60X15), EMSP-AL (50X15) | **BLUEMARK MAG EM-M (60X15)** | **0802739** | 1 |
| for accommodating EMP-AL (60X30), EMLP-AL (60X30), EMSP-AL (50X30) | **BLUEMARK MAG EM-M (60X30)** | **0802740** | 1 |
| for accommodating EMP-AL (85,6X54), EMLP-AL (85,6X54), EMSP-AL (75,6X54) | **BLUEMARK MAG EM-M (85,6X54)** | **0802741** | 1 |
| for accommodating EMLP-AL (100X60), EMSP-AL (90X60) | **BLUEMARK MAG EM-M (100X60)** | **0802742** | 1 |

## Aluminum device marking for snapping into marker carriers

- The aluminum EMP-AL … product range includes markers that can be quickly and easily fitted into existing CARRIER-EMP … label frames and is characterized by the following:
- The markers can be labeled quickly, easily, and cost-effectively with the BLUEMARK CLED
- By using modern UV LED printing technology, a highly resistant and optimum printing quality can be achieved, which is resistant to solvents and suitable for use even under harsh industrial conditions
- In conjunction with magazines, optimum printing accuracy is guaranteed
- Labeling service: Phoenix Contact can custom-label all EMLP ... markers according to your requirements

**Notes:**

[1]) For ordering example, see page 359.

Can be printed with:

UV

**UV LED technology**

PRINTED FOR YOU

**Unlabeled or labeled according to customer specifications**

### Technical data

| | |
|---|---|
| **General data** | |
| Can be printed with: | BLUEMARK CLED |
| Material | Aluminum |
| Wipe resistance | DIN EN 61010-1 (VDE 0411-1) |

### Ordering data

| Description | Color | Type | Order No. | Pcs. / Pkt. |
|---|---|---|---|---|
| **Marking label, aluminum,** 0.8 mm thick, can be snapped into marker carriers | | | | |
| Lettering field size: 27 x 15 mm | aluminum | **EMP-AL (27X15)** | **0830776** | 90 |
| Lettering field size: 27 x 18 mm | aluminum | **EMP-AL (27X18)** | **0830777** | 90 |
| Lettering field size: 49 x 15 mm | aluminum | **EMP-AL (49X15)** | **0830778** | 45 |
| Lettering field size: 60 x 15 mm | aluminum | **EMP-AL (60X15)** | **0830779** | 45 |
| Lettering field size: 60 x 30 mm | aluminum | **EMP-AL (60X30)** | **0830796** | 45 |
| Lettering field size: 85.6 x 54 mm | aluminum | **EMP-AL (85,6X54)** | **0830797** | 15 |
| **Marking label, aluminum,** 0.8 mm thick, can be snapped into marker carriers, **labeled according to customer specifications**[1]) | | | | |
| Lettering field size: 27 x 15 mm | aluminum | **EMP-AL (27X15) CUS** | **0830798** | 1 |
| Lettering field size: 27 x 18 mm | aluminum | **EMP-AL (27X18) CUS** | **0830799** | 1 |
| Lettering field size: 49 x 15 mm | aluminum | **EMP-AL (49X15) CUS** | **0830800** | 1 |
| Lettering field size: 60 x 15 mm | aluminum | **EMP-AL (60X15) CUS** | **0830801** | 1 |
| Lettering field size: 60 x 30 mm | aluminum | **EMP-AL (60X30) CUS** | **0830802** | 1 |
| Lettering field size: 85.6 x 54 mm | aluminum | **EMP-AL (85,6X54) CUS** | **0830803** | 1 |

### Accessories

| | | | |
|---|---|---|---|
| **Magazine, for BLUEMARK CLED** | | | |
| for accommodating EMP-AL (27X15), EMLP-AL (27X15) | **BLUEMARK MAG EM-M (27X15)** | **0802736** | 1 |
| for accommodating EMP-AL (27X18), EMLP-AL (27X18) | **BLUEMARK MAG EM-M (27X18)** | **0802737** | 1 |
| for accommodating EMP-AL (49X15), EMLP-AL (49X15), EMSP-AL (39X15) | **BLUEMARK MAG EM-M (49X15)** | **0802738** | 1 |
| for accommodating EMP-AL (60X15), EMLP-AL (60X15), EMSP-AL (50X15) | **BLUEMARK MAG EM-M (60X15)** | **0802739** | 1 |
| for accommodating EMP-AL (60X30), EMLP-AL (60X30), EMSP-AL (50X30) | **BLUEMARK MAG EM-M (60X30)** | **0802740** | 1 |
| for accommodating EMP-AL (85,6X54), EMLP-AL (85,6X54), EMSP-AL (75,6X54) | **BLUEMARK MAG EM-M (85,6X54)** | **0802741** | 1 |
| for accommodating EMLP-AL (100X60), EMSP-AL (90X60) | **BLUEMARK MAG EM-M (100X60)** | **0802742** | 1 |

## UniCard stick-on device marking

- The UC-EMLP ... UniCard labeling range includes self-adhesive device markers with good adhesive properties
- The markers, which are supplied in uniform sheets, can be printed onto quickly and easily using the BLUEMARK CLED
- The format automatically ensures printing with a high level of positional accuracy
- The large temperature range for application means that the labels can be used in control cabinets as well as in the field
- The sheets provide space for including function texts

Can be printed with:

UV LED technology

Plotter

Unlabeled

### Technical data

| General data | | |
|---|---|---|
| Can be printed with: | | BLUEMARK CLED • BLUEMARK LED • CMS-P1-PLOTTER |
| Material | | PA |
| Inflammability class according to UL 94 | | V2 |
| Temperature range | [°C] | -40 ... 120 |
| Wipe resistance | | DIN EN 61010-1 (VDE 0411-1) |
| Components | | free from silicone and halogen |

### Ordering data

| Description | Color | Type | Order No. | Pcs. / Pkt. |
|---|---|---|---|---|
| **UniCard,** with self-adhesive plastic labels | | | | |
| 10-section, lettering field size: 11 x 9 mm | white | **UC-EMLP (11X9)** | **0819291** | 10 |
| | yellow | **UC-EMLP (11X9) YE** | **0822602** | 10 |
| | silver | **UC-EMLP (11X9) SR** | **0828094** | 10 |
| 10-section, lettering field size: 15 x 5 mm | white | **UC-EMLP (15X5)** | **0819301** | 10 |
| | yellow | **UC-EMLP (15X5) YE** | **0822615** | 10 |
| | silver | **UC-EMLP (15X5) SR** | **0828095** | 10 |
| 10-section, lettering field size: 17 x 9 mm | white | **UC-EMLP (17X9)** | **0819314** | 10 |
| | yellow | **UC-EMLP (17X9) YE** | **0822628** | 10 |
| | silver | **UC-EMLP (17X9) SR** | **0828096** | 10 |
| 10-section, lettering field size: 17 x 15 mm | white | **UC-EMLP (17X15)** | **0827885** | 10 |
| | yellow | **UC-EMLP (17X15) YE** | **0827886** | 10 |
| | silver | **UC-EMLP (17X15) SR** | **0827887** | 10 |
| 10-section, lettering field size: 20 x 8 mm | white | **UC-EMLP (20X8)** | **0819327** | 10 |
| | yellow | **UC-EMLP (20X8) YE** | **0822631** | 10 |
| | silver | **UC-EMLP (20X8) SR** | **0828097** | 10 |
| 6-section, lettering field size: 22 x 22 mm | white | **UC-EMLP (22X22)** | **0825463** | 10 |
| | yellow | **UC-EMLP (22X22) YE** | **0825464** | 10 |
| | silver | **UC-EMLP (22X22) SR** | **0825465** | 10 |
| 8-section, lettering field size: 27 x 12.5 mm | white | **UC-EMLP (27X12,5)** | **0825469** | 10 |
| | yellow | **UC-EMLP (27X12,5) YE** | **0825470** | 10 |
| | silver | **UC-EMLP (27X12,5) SR** | **0825471** | 10 |
| 8-section, lettering field size: 27 x 18 mm | white | **UC-EMLP (27X18)** | **0825475** | 10 |
| | yellow | **UC-EMLP (27X18) YE** | **0825476** | 10 |
| | silver | **UC-EMLP (27X18) SR** | **0825477** | 10 |
| 6-section, lettering field size: 27 x 27 mm | white | **UC-EMLP (27X27)** | **0825481** | 10 |
| | yellow | **UC-EMLP (27X27) YE** | **0825482** | 10 |
| | silver | **UC-EMLP (27X27) SR** | **0825483** | 10 |
| 4-section, lettering field size: 49 x 15 mm | white | **UC-EMLP (49X15)** | **0827903** | 10 |
| | yellow | **UC-EMLP (49X15) YE** | **0827904** | 10 |
| | silver | **UC-EMLP (49X15) SR** | **0827905** | 10 |
| 4-section, lettering field size: 60 x 15 mm | white | **UC-EMLP (60X15)** | **0819330** | 10 |
| | yellow | **UC-EMLP (60X15) YE** | **0822644** | 10 |
| | silver | **UC-EMLP (60X15) SR** | **0828088** | 10 |
| 3-section, lettering field size: 60 x 30 mm | white | **UC-EMLP (60X30)** | **0819343** | 10 |
| | yellow | **UC-EMLP (60X30) YE** | **0822657** | 10 |
| | silver | **UC-EMLP (60X30) SR** | **0828091** | 10 |

### Accessories

| | | | |
|---|---|---|---|
| **Magazine,** for CMS-P1-PLOTTER | | | |
| | | **P1 UC-MAG 6** | **5146121** | 1 |

## UniCard stick-on device marking

– All UC-EMLP ... self-adhesive device markers can also be supplied labeled according to customer requirements

**Notes:**

[1]) For ordering example, see page 359.

PRINTED FOR YOU

**Labeled according to customer specifications**

### Technical data

| | | |
|---|---|---|
| **General data** | | |
| Material | | PA |
| Inflammability class according to UL 94 | | V2 |
| Temperature range | [°C] | -40 ... 120 |
| Wipe resistance | | DIN EN 61010-1 (VDE 0411-1) |
| Components | | free from silicone and halogen |

### Ordering data

| Description | Color | Type | Order No. | Pcs. / Pkt. |
|---|---|---|---|---|
| **UniCard,** with self-adhesive plastic labels, **labeled according to customer specifications**[1]) | | | | |
| 10-section, lettering field size: 11 x 9 mm | white | **UC-EMLP (11X9) CUS** | **0824547** | 1 |
| | yellow | **UC-EMLP (11X9) YE CUS** | **0824548** | 1 |
| | silver | **UC-EMLP (11X9) SR CUS** | **0828098** | 1 |
| 10-section, lettering field size: 15 x 5 mm | white | **UC-EMLP (15X5) CUS** | **0824550** | 1 |
| | yellow | **UC-EMLP (15X5) YE CUS** | **0824551** | 1 |
| | silver | **UC-EMLP (15X5) SR CUS** | **0828099** | 1 |
| 10-section, lettering field size: 17 x 9 mm | white | **UC-EMLP (17X9) CUS** | **0824553** | 1 |
| | yellow | **UC-EMLP (17X9) YE CUS** | **0824554** | 1 |
| | silver | **UC-EMLP (17X9) SR CUS** | **0828100** | 1 |
| 10-section, lettering field size: 17 x 15 mm | white | **UC-EMLP (17X15) CUS** | **0827941** | 1 |
| | silver | **UC-EMLP (17X15) SR CUS** | **0827942** | 1 |
| | yellow | **UC-EMLP (17X15) YE CUS** | **0827943** | 1 |
| 10-section, lettering field size: 20 x 8 mm | white | **UC-EMLP (20X8) CUS** | **0824556** | 1 |
| | yellow | **UC-EMLP (20X8) YE CUS** | **0824557** | 1 |
| | silver | **UC-EMLP (20X8) SR CUS** | **0828101** | 1 |
| 6-section, lettering field size: 22 x 22 mm | white | **UC-EMLP (22X22) CUS** | **0826985** | 1 |
| | yellow | **UC-EMLP (22X22) YE CUS** | **0826986** | 1 |
| | silver | **UC-EMLP (22X22) SR CUS** | **0826987** | 1 |
| 8-section, lettering field size: 27 x 12.5 mm | white | **UC-EMLP (27X12,5) CUS** | **0826967** | 1 |
| | yellow | **UC-EMLP (27X12,5) YE CUS** | **0826968** | 1 |
| | silver | **UC-EMLP (27X12,5) SR CUS** | **0826969** | 1 |
| 8-section, lettering field size: 27 x 18 mm | white | **UC-EMLP (27X18) CUS** | **0826970** | 1 |
| | yellow | **UC-EMLP (27X18) YE CUS** | **0826971** | 1 |
| | silver | **UC-EMLP (27X18) SR CUS** | **0826972** | 1 |
| 6-section, lettering field size: 27 x 27 mm | white | **UC-EMLP (27X27) CUS** | **0826973** | 1 |
| | yellow | **UC-EMLP (27X27) YE CUS** | **0826974** | 1 |
| | silver | **UC-EMLP (27X27) SR CUS** | **0826975** | 1 |
| 4-section, lettering field size: 49 x 15 mm | white | **UC-EMLP (49X15) CUS** | **0827947** | 1 |
| | silver | **UC-EMLP (49X15) SR CUS** | **0827948** | 1 |
| | yellow | **UC-EMLP (49X15) YE CUS** | **0827949** | 1 |
| 4-section, lettering field size: 60 x 15 mm | white | **UC-EMLP (60X15) CUS** | **0824559** | 1 |
| | yellow | **UC-EMLP (60X15) YE CUS** | **0824560** | 1 |
| | silver | **UC-EMLP (60X15) SR CUS** | **0828090** | 1 |
| 3-section, lettering field size: 60 x 30 mm | white | **UC-EMLP (60X30) CUS** | **0824562** | 1 |
| | yellow | **UC-EMLP (60X30) YE CUS** | **0824563** | 1 |
| | silver | **UC-EMLP (60X30) SR CUS** | **0828093** | 1 |

## UniCard device marking for screwing or riveting

- The UC-EMSP ... UniCard labeling range includes markers that can be attached using screws or rivets
- The markers, which are supplied in uniform sheets, can be printed onto quickly and easily using the BLUEMARK CLED
- The format automatically ensures printing with a high level of positional accuracy
- The large temperature range for application means that the labels can be used in control cabinets as well as in the field
- The sheets provide space for including function texts
- Labeling service: Phoenix Contact can custom-label all UniCard markers in accordance with your requirements

| Notes: |
|---|
| For corresponding rivets for fixing the UC–EMSP ..., see page 370. |
| For drilling diagrams, visit www.phoenixcontact.net/products. |
| [1]) For ordering example, see page 359. |

Can be printed with:

UV LED technology

Plotter

PRINTED FOR YOU

**Unlabeled or labeled according to customer specifications**

### Technical data

| General data | | |
|---|---|---|
| Can be printed with: | | BLUEMARK CLED • BLUEMARK LED • CMS-P1-PLOTTER |
| Material | | PA |
| Inflammability class according to UL 94 | | V2 |
| Temperature range | [°C] | -40 ... 120 |
| Wipe resistance | | DIN EN 61010-1 (VDE 0411-1) |
| Components | | free from silicone and halogen |

### Ordering data

| Description | Color | Type | Order No. | Pcs. / Pkt. |
|---|---|---|---|---|
| **UniCard,** plastic labels with mounting holes 3.2 mm in diameter | | | | |
| 4-section, lettering field size: 50 x 15 mm | white | **UC-EMSP (50X15)** | **0828706** | 10 |
| | yellow | **UC-EMSP (50X15) YE** | **0828707** | 10 |
| | silver | **UC-EMSP (50X15) SR** | **0828708** | 10 |
| 3-section, lettering field size: 50 x 30 mm | white | **UC-EMSP (50X30)** | **0828709** | 10 |
| | yellow | **UC-EMSP (50X30) YE** | **0828710** | 10 |
| | silver | **UC-EMSP (50X30) SR** | **0828711** | 10 |
| **UniCard,** plastic labels with mounting holes 3.2 mm in diameter, **labeled acc. to customer specifications**[1]) | | | | |
| 4-section, lettering field size: 50 x 15 mm | white | **UC-EMSP (50X15) CUS** | **0829103** | 1 |
| | yellow | **UC-EMSP (50X15) YE CUS** | **0829104** | 1 |
| | silver | **UC-EMSP (50X15) SR CUS** | **0829105** | 1 |
| 3-section, lettering field size: 50 x 30 mm | white | **UC-EMSP (50X30) CUS** | **0829106** | 1 |
| | yellow | **UC-EMSP (50X30) YE CUS** | **0829107** | 1 |
| | silver | **UC-EMSP (50X30) SR CUS** | **0829108** | 1 |

### Accessories

| | | | |
|---|---|---|---|
| **Magazine,** for CMS-P1-PLOTTER | | | |
| | | **P1 UC-MAG 6** | **5146121** | 1 |

## UniCard device marking that can be snapped into marker carriers

- The UC-EMP ... UniCard labeling range includes markers that can be fitted into existing CARRIER-EMP ... label frames
- The markers, which are supplied in uniform sheets, can be printed onto quickly and easily using the BLUEMARK CLED
- The format automatically ensures printing with a high level of positional accuracy
- The large temperature range for application means that the labels can be used in control cabinets as well as in the field
- The sheets provide space for including function texts
- Labeling service: Phoenix Contact can custom-label all UniCard markers in accordance with your requirements

**Notes:**

For matching label frames, see page 296.

[1]) For ordering example, see page 359.

Can be printed with:

**UV LED technology**

**Plotter**

**Unlabeled or labeled according to customer specifications**

### Technical data

| General data | | |
|---|---|---|
| Can be printed with: | | BLUEMARK CLED • BLUEMARK LED • CMS-P1-PLOTTER |
| Material | | PA |
| Inflammability class according to UL 94 | | V2 |
| Temperature range | [°C] | -40 ... 120 |
| Wipe resistance | | DIN EN 61010-1 (VDE 0411-1) |
| Components | | free from silicone and halogen |

### Ordering data

| Description | Color | Type | Order No. | Pcs. / Pkt. |
|---|---|---|---|---|
| **UniCard,** 1.2 mm thick | | | | |
| 8-section, lettering field size: 17 x 15 mm | white | **UC-EMP (17X15)** | **0825421** | 10 |
| | yellow | **UC-EMP (17X15) YE** | **0825422** | 10 |
| | silver | **UC-EMP (17X15) SR** | **0825423** | 10 |
| 8-section, lettering field size: 27 x 15 mm | white | **UC-EMP (27X15)** | **0825439** | 10 |
| | yellow | **UC-EMP (27X15) YE** | **0825440** | 10 |
| | silver | **UC-EMP (27X15) SR** | **0825441** | 10 |
| 4-section, lettering field size: 49 x 15 mm | white | **UC-EMP (49X15)** | **0825457** | 10 |
| | yellow | **UC-EMP (49X15) YE** | **0825458** | 10 |
| | silver | **UC-EMP (49X15) SR** | **0825459** | 10 |
| 4-section, lettering field size: 60 x 15 mm | white | **UC-EMP (60X15)** | **0822259** | 10 |
| | yellow | **UC-EMP (60X15) YE** | **0825330** | 10 |
| | silver | **UC-EMP (60X15) SR** | **0827647** | 10 |
| 3-section, lettering field size: 60 x 30 mm | white | **UC-EMP (60X30)** | **0822275** | 10 |
| | yellow | **UC-EMP (60X30) YE** | **0825331** | 10 |
| | silver | **UC-EMP (60X30) SR** | **0827648** | 10 |
| **UniCard,** 1.2 mm thick, **labeled acc. to customer specifications**[1]) | | | | |
| 8-section, lettering field size: 17 x 15 mm | white | **UC-EMP (17X15) CUS** | **0827626** | 1 |
| | yellow | **UC-EMP (17X15) YE CUS** | **0827638** | 1 |
| | silver | **UC-EMP (17X15) SR CUS** | **0827649** | 1 |
| 8-section, lettering field size: 27 x 15 mm | white | **UC-EMP (27X15) CUS** | **0827633** | 1 |
| | yellow | **UC-EMP (27X15) YE CUS** | **0827642** | 1 |
| | silver | **UC-EMP (27X15) SR CUS** | **0827653** | 1 |
| 4-section, lettering field size: 49 x 15 mm | white | **UC-EMP (49X15) CUS** | **0827636** | 1 |
| | yellow | **UC-EMP (49X15) YE CUS** | **0827645** | 1 |
| | silver | **UC-EMP (49X15) SR CUS** | **0827656** | 1 |
| 4-section, lettering field size: 60 x 15 mm | white | **UC-EMP (60X15) CUS** | **0824569** | 1 |
| | yellow | **UC-EMP (60X15) YE CUS** | **0826685** | 1 |
| | silver | **UC-EMP (60X15) SR CUS** | **0827657** | 1 |
| 3-section, lettering field size: 60 x 30 mm | white | **UC-EMP (60X30) CUS** | **0824571** | 1 |
| | yellow | **UC-EMP (60X30) YE CUS** | **0826687** | 1 |
| | silver | **UC-EMP (60X30) SR CUS** | **0827658** | 1 |

### Accessories

| | | | |
|---|---|---|---|
| **Magazine,** for CMS-P1-PLOTTER | **P1 UC-MAG 6** | **5146121** | 1 |

## UniCard device marking that can be snapped into marker carriers

- The UC-EMP ... UniCard labeling range includes markers for all applications
- The markers, which are supplied in uniform sheets, can be printed onto quickly and easily using the BLUEMARK CLED
- The format automatically ensures printing with a high level of positional accuracy
- The UC-EMP ... device markers are ideal for fitting into existing CARRIER-EMP ... label frames
- The large temperature range for application means that the labels can be used in control cabinets as well as in the field
- The sheets provide space for including function texts

**Notes:**

For matching label frames, see page 296.

Can be printed with:

**UV LED technology**

**Plotter**

**Unlabeled**

### Technical data

| General data | | |
|---|---|---|
| Can be printed with: | | BLUEMARK CLED • BLUEMARK LED • CMS-P1-PLOTTER |
| Material | | PA |
| Inflammability class according to UL 94 | | V2 |
| Temperature range | [°C] | -40 ... 120 |
| Wipe resistance | | DIN EN 61010-1 (VDE 0411-1) |
| Components | | free from silicone and halogen |

### Ordering data

| Description | Color | Type | Order No. | Pcs. / Pkt. |
|---|---|---|---|---|
| **UniCard,** 1.2 mm thick | | | | |
| 10-section, lettering field size: 27 x 8 mm | white | **UC-EMP (27X8)** | **0825427** | 10 |
| | yellow | **UC-EMP (27X8) YE** | **0825428** | 10 |
| | silver | **UC-EMP (27X8) SR** | **0825429** | 10 |
| 8-section, lettering field size: 27 x 12.5 mm | white | **UC-EMP (27X12,5)** | **0825433** | 10 |
| | yellow | **UC-EMP (27X12,5) YE** | **0825434** | 10 |
| | silver | **UC-EMP (27X12,5) SR** | **0825435** | 10 |
| 8-section, lettering field size: 27 x 15 mm | white | **UC-EMP (27X15)** | **0825439** | 10 |
| | yellow | **UC-EMP (27X15) YE** | **0825440** | 10 |
| | silver | **UC-EMP (27X15) SR** | **0825441** | 10 |
| 8-section, lettering field size: 27 x 18 mm | white | **UC-EMP (27X18)** | **0825445** | 10 |
| | yellow | **UC-EMP (27X18) YE** | **0825446** | 10 |
| | silver | **UC-EMP (27X18) SR** | **0825447** | 10 |
| 6-section, lettering field size: 27 x 27 mm | white | **UC-EMP (27X27)** | **0825451** | 10 |
| | yellow | **UC-EMP (27X27) YE** | **0825452** | 10 |
| | silver | **UC-EMP (27X27) SR** | **0825453** | 10 |

### Accessories

| | | | |
|---|---|---|---|
| **Magazine,** for CMS-P1-PLOTTER | | | |
| | | **P1 UC-MAG 6** | **5146121** | 1 |

## UniCard device marking that can be snapped into marker carriers

– All UC-EMP ... device markers can also be supplied labeled according to customer requirements

**Notes:**

[1]) For ordering example, see page 359.

**Labeled according to customer specifications**

### Technical data

| | | |
|---|---|---|
| **General data** | | |
| Material | | PA |
| Inflammability class according to UL 94 | | V2 |
| Temperature range | [°C] | -40 ... 120 |
| Wipe resistance | | DIN EN 61010-1 (VDE 0411-1) |
| Components | | free from silicone and halogen |

### Ordering data

| Description | Color | Type | Order No. | Pcs. / Pkt. |
|---|---|---|---|---|
| **UniCard,** 1.2 mm thick, **labeled acc. to customer specifications**[1]) | | | | |
| 10-section, lettering field size: 27 x 8 mm | white | **UC-EMP (27X8) CUS** | **0827631** | 1 |
| | yellow | **UC-EMP (27X8) YE CUS** | **0827640** | 1 |
| | silver | **UC-EMP (27X8) SR CUS** | **0827651** | 1 |
| 8-section, lettering field size: 27 x 12.5 mm | white | **UC-EMP (27X12,5) CUS** | **0827632** | 1 |
| | yellow | **UC-EMP (27X12,5) YE CUS** | **0827641** | 1 |
| | silver | **UC-EMP (27X12,5) SR CUS** | **0827652** | 1 |
| 8-section, lettering field size: 27 x 15 mm | white | **UC-EMP (27X15) CUS** | **0827633** | 1 |
| | yellow | **UC-EMP (27X15) YE CUS** | **0827642** | 1 |
| | silver | **UC-EMP (27X15) SR CUS** | **0827653** | 1 |
| 8-section, lettering field size: 27 x 18 mm | white | **UC-EMP (27X18) CUS** | **0827634** | 1 |
| | yellow | **UC-EMP (27X18) YE CUS** | **0827643** | 1 |
| | silver | **UC-EMP (27X18) SR CUS** | **0827654** | 1 |
| 6-section, lettering field size: 27 x 27 mm | white | **UC-EMP (27X27) CUS** | **0827635** | 1 |
| | yellow | **UC-EMP (27X27) YE CUS** | **0827644** | 1 |
| | silver | **UC-EMP (27X27) SR CUS** | **0827655** | 1 |

## UniCard snap-in device marking

- The UC-EM ... UniCard labeling range includes markers for devices and swtichgear from a wide variety of manufacturers
- An overview of the devices that support labeling plus their manufacturers can be found starting on page 304
- The markers, which are supplied in uniform sheets, can be printed onto quickly and easily using the BLUEMARK CLED
- The format automatically ensures printing with a high level of positional accuracy
- The large temperature range for application means that the labels can be used in control cabinets as well as in the field
- The sheets provide space for including function texts
- Labeling service: Phoenix Contact can custom-label all UniCard markers in accordance with your requirements

**Notes:**

[1]) For ordering example, see page 359.

Can be printed with:

**UV LED technology**

**Plotter**




### Technical data

| General data | | |
|---|---|---|
| Can be printed with: | | BLUEMARK CLED • BLUEMARK LED • CMS-P1-PLOTTER |
| Number of individual labels | | 20 |
| Material | | PA |
| Inflammability class according to UL 94 | | V2 |
| Temperature range | [°C] | -40 ... 120 |
| Wipe resistance | | DIN EN 61010-1 (VDE 0411-1) |
| Components | | free from silicone and halogen |

### Ordering data

| Description | Color | Type | Order No. | Pcs. / Pkt. |
|---|---|---|---|---|
| **UniCard,** for labeling devices from the following manufacturers: Siemens | | | | |
| Lettering field size: 10 x 7 mm | white | **UC-EM (10X7)** | **0825487** | 10 |
| Lettering field size: 10 x 7 mm | turquoise | **UC-EM (10X7) TQ** | **0825488** | 10 |
| **UniCard,** for labeling devices from the following manufacturers: Bosch Rexroth, ifm-electronic, Lumberg, Pepperl & Fuchs, Siemens | | | | |
| Lettering field size: 10 x 8 mm | white | | | |
| Lettering field size: 10 x 8 mm | turquoise | | | |
| **UniCard,** for labeling devices from the following manufacturers: ABB, Lumberg | | | | |
| Lettering field size: 17.5 x 7.5 mm | white | | | |
| **UniCard,** for labeling devices from the following manufacturers: ABB, ifm-electronic, Moeller, Murr Elektronik | | | | |
| Lettering field size: 17.5 x 8 mm | white | | | |
| **UniCard,** for labeling devices from the following manufacturers: see previous products, **labeled according to customer specifications**[1]) | | | | |
| Lettering field size: 10 x 7 mm | white | **UC-EM (10X7) CUS** | **0827623** | 1 |
| | turquoise | **UC-EM (10X7) TQ CUS** | **0827659** | 1 |
| **UniCard,** for labeling devices from the following manufacturers: see previous products, **labeled according to customer specifications**[1]) | | | | |
| Lettering field size: 10 x 8 mm | white | | | |
| | turquoise | | | |
| **UniCard,** for labeling devices from the following manufacturers: see previous products, **labeled according to customer specifications**[1]) | | | | |
| Lettering field size: 17.5 x 7.5 mm | white | | | |
| **UniCard,** for labeling devices from the following manufacturers: see previous products, **labeled according to customer specifications**[1]) | | | | |
| Lettering field size: 17.5 x 8 mm | white | | | |

### Accessories

| | | | |
|---|---|---|---|
| **Magazine,** for CMS-P1-PLOTTER | | | |
| | | **P1 UC-MAG 6** | **5146121** | 1 |



## Technical data

BLUEMARK CLED • BLUEMARK LED • CMS-P1-PLOTTER
20
PA
V2
-40 ... 120
DIN EN 61010-1 (VDE 0411-1)
free from silicone and halogen

## Ordering data

| Type | Order No. | Pcs. / Pkt. |
|---|---|---|
| **UC-EM (10X8)** | **0825491** | 10 |
| **UC-EM (10X8) TQ** | **0825492** | 10 |
| **UC-EM (10X8) CUS** | **0827624** | 1 |
| **UC-EM (10X8) TQ CUS** | **0827660** | 1 |

## Accessories

| | | |
|---|---|---|
| **P1 UC-MAG 6** | **5146121** | 1 |

## Technical data

BLUEMARK CLED • BLUEMARK LED • CMS-P1-PLOTTER
20
PA
V2
-40 ... 120
DIN EN 61010-1 (VDE 0411-1)
free from silicone and halogen

## Ordering data

| Type | Order No. | Pcs. / Pkt. |
|---|---|---|
| **UC-EM (17,5X7,5)** | **0825495** | 10 |
| **UC-EM (17,5X7,5) CUS** | **0827625** | 1 |

## Accessories

| | | |
|---|---|---|
| **P1 UC-MAG 6** | **5146121** | 1 |

## Technical data

BLUEMARK CLED • BLUEMARK LED • CMS-P1-PLOTTER
20
PA
V2
-40 ... 120
DIN EN 61010-1 (VDE 0411-1)
free from silicone and halogen

## Ordering data

| Type | Order No. | Pcs. / Pkt. |
|---|---|---|
| **UC-EM (17,5X8)** | **0823766** | 10 |
| **UC-EM (17,5X8) CUS** | **0824567** | 1 |

## Accessories

| | | |
|---|---|---|
| **P1 UC-MAG 6** | **5146121** | 1 |

## UniCard snap-in device marking

- The UC-EM ... UniCard labeling range includes markers for devices and switchgear from a wide variety of manufacturers
- An overview of the devices that support labeling plus their manufacturers can be found starting on page 304
- The markers, which are supplied in uniform sheets, can be printed onto quickly and easily using the BLUEMARK CLED
- The format automatically ensures printing with a high level of positional accuracy
- The large temperature range for application means that the labels can be used in control cabinets as well as in the field
- The sheets provide space for including function texts
- Labeling service: Phoenix Contact can custom-label all UniCard markers in accordance with your requirements

**Notes:**

[1]) For ordering example, see page 359.

Can be printed with:

**UV LED technology**

**Plotter**

### Technical data

| | | |
|---|---|---|
| **General data** | | |
| Can be printed with: | | BLUEMARK CLED • BLUEMARK LED • CMS-P1-PLOTTER |
| Number of individual labels | | 20 |
| Material | | PA |
| Inflammability class according to UL 94 | | V2 |
| Temperature range | [°C] | -40 ... 120 |
| Wipe resistance | | DIN EN 61010-1 (VDE 0411-1) |
| Components | | free from silicone and halogen |

### Ordering data

| Description | Color | Type | Order No. | Pcs. / Pkt. |
|---|---|---|---|---|
| **UniCard,** for labeling devices from the following manufacturers: Murr Elektronik, Phoenix Contact, Weidmüller | | | | |
| Lettering field size: 17.5 x 9 mm | white | **UC-EM (17,5X9)** | **0827490** | 10 |
| | yellow | **UC-EM (17,5X9) YE** | **0827494** | 10 |
| **UniCard,** for labeling devices from the following manufacturers: Schneider Electric, ifm-electronic | | | | |
| Lettering field size: 18 x 8 mm | white | | | |
| **UniCard,** for labeling devices from the following manufacturers: Lumberg, Weidmüller | | | | |
| Lettering field size: 19 x 9 mm | white | | | |
| | yellow | | | |
| **UniCard,** for labeling devices from the following manufacturers: Harting, ifm-electronic, Phoenix Contact, Siemens | | | | |
| Lettering field size: 20 x 7 mm | white | | | |
| | turquoise | | | |
| **UniCard,** for labeling devices from the following manufacturers: see previous products, **labeled according to customer specifications**[1]) | | | | |
| Lettering field size: 17.5 x 9 mm | white | **UC-EM (17,5X9) CUS** | **0828238** | 1 |
| | yellow | **UC-EM (17,5X9) YE CUS** | **0828239** | 1 |
| **UniCard,** for labeling devices from the following manufacturers: see previous products, **labeled according to customer specifications**[1]) | | | | |
| Lettering field size: 18 x 8 mm | white | | | 1 |
| **UniCard,** for labeling devices from the following manufacturers: see previous products, **labeled according to customer specifications**[1]) | | | | |
| Lettering field size: 19 x 9 mm | white | | | |
| | yellow | | | |
| **UniCard,** for labeling devices from the following manufacturers: see previous products, **labeled according to customer specifications**[1]) | | | | |
| Lettering field size: 20 x 7 mm | white | | | |
| | turquoise | | | |

### Accessories

| | | | |
|---|---|---|---|
| **Magazine,** for CMS-P1-PLOTTER | | | |
| | | **P1 UC-MAG 6** | **5146121** | 1 |




## Technical data

BLUEMARK CLED • BLUEMARK LED • CMS-P1-PLOTTER
20
PA
V2
-40 ... 120
DIN EN 61010-1 (VDE 0411-1)
free from silicone and halogen

## Ordering data

| Type | Order No. | Pcs. / Pkt. |
|---|---|---|
| UC-EM (18X8) | 0825497 | 10 |
| UC-EM (18X8) CUS | 0827627 | |

## Accessories

| | | |
|---|---|---|
| P1 UC-MAG 6 | 5146121 | 1 |

## Technical data

BLUEMARK CLED • BLUEMARK LED • CMS-P1-PLOTTER
20
PA
V2
-40 ... 120
DIN EN 61010-1 (VDE 0411-1)
free from silicone and halogen

## Ordering data

| Type | Order No. | Pcs. / Pkt. |
|---|---|---|
| UC-EM (19X9) | 0827492 | 10 |
| UC-EM (19X9) YE | 0827496 | 10 |
| UC-EM (19X9) CUS | 0828240 | 1 |
| UC-EM (19X9) YE CUS | 0828241 | 1 |

## Accessories

| | | |
|---|---|---|
| P1 UC-MAG 6 | 5146121 | 1 |

## Technical data

BLUEMARK CLED • BLUEMARK LED • CMS-P1-PLOTTER
20
PA
V2
-40 ... 120
DIN EN 61010-1 (VDE 0411-1)
free from silicone and halogen

## Ordering data

| Type | Order No. | Pcs. / Pkt. |
|---|---|---|
| UC-EM (20X7) | 0825499 | 10 |
| UC-EM (20X7) TQ | 0825500 | 10 |
| UC-EM (20X7) CUS | 0827628 | 1 |
| UC-EM (20X7) TQ CUS | 0827661 | 1 |

## Accessories

| | | |
|---|---|---|
| P1 UC-MAG 6 | 5146121 | 1 |

## UniCard snap-in device marking

- The UC-EM ... UniCard labeling range includes markers for devices and switchgear from a wide variety of manufacturers
- An overview of the devices that support labeling plus their manufacturers can be found starting on page 304
- The markers, which are supplied in uniform sheets, can be printed onto quickly and easily using the BLUEMARK CLED
- The format automatically ensures printing with a high level of positional accuracy
- The large temperature range for application means that the labels can be used in control cabinets as well as in the field
- The sheets provide space for including function texts
- Labeling service: Phoenix Contact can custom-label all UniCard markers in accordance with your requirements

**Notes:**

1) For ordering example, see page 359.

Can be printed with:

**UV LED technology**

**Plotter**

### Technical data

| General data | | |
|---|---|---|
| Can be printed with: | | BLUEMARK CLED • BLUEMARK LED • CMS-P1-PLOTTER |
| Number of individual labels | | 20 |
| Material | | PA |
| Inflammability class according to UL 94 | | V2 |
| Temperature range | [°C] | -40 ... 120 |
| Wipe resistance | | DIN EN 61010-1 (VDE 0411-1) |
| Components | | free from silicone and halogen |

### Ordering data

| Description | Color | Type | Order No. | Pcs. / Pkt. |
|---|---|---|---|---|
| **UniCard,** for labeling devices from the following manufacturers: ABB, Conta Clip, Escha, Festo, ifm-electronik, Harting, Moeller, Phoenix Contact, Siemens | | | | |
| Lettering field size: 20 x 9 mm | white | **UC-EM (20X9)** | **0825503** | 10 |
| Lettering field size: 20 x 9 mm | yellow | **UC-EM (20X9) YE** | **0827637** | 10 |
| Lettering field size: 20 x 9 mm | turquoise | **UC-EM (20X9) TQ** | **0825504** | 10 |
| **UniCard,** for labeling devices from the following manufacturers: Schneider Electric, ifm-electronic, Murr Elektronik | | | | |
| Lettering field size: 21 x 8 mm | white | | | |
| **UniCard,** for labeling devices from the following manufacturers: see previous products, **labeled according to customer specifications**[1]) | | | | |
| Lettering field size: 20 x 9 mm | white | **UC-EM (20X9) CUS** | **0827629** | 1 |
| Lettering field size: 20 x 9 mm | yellow | **UC-EM (20X9) YE CUS** | **0827639** | 1 |
| Lettering field size: 20 x 9 mm | turquoise | **UC-EM (20X9) TQ CUS** | **0827662** | 1 |
| **UniCard,** for labeling devices from the following manufacturers: see previous products, **labeled according to customer specifications**[1]) | | | | |
| Lettering field size: 21 x 8 mm | white | | | |

### Accessories

| | | | |
|---|---|---|---|
| **Magazine,** for CMS-P1-PLOTTER | | **P1 UC-MAG 5** | **5146118** | 1 |

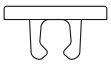

## Technical data

BLUEMARK CLED • BLUEMARK LED • CMS-P1-PLOTTER
20
PA
V2
-40 ... 120
DIN EN 61010-1 (VDE 0411-1)
free from silicone and halogen

## Ordering data

| Type | Order No. | Pcs. / Pkt. |
|---|---|---|
| **UC-EM (21X8)** | **0825507** | 10 |
| **UC-EM (21X8) CUS** | **0827630** | 1 |

## Accessories

| | | |
|---|---|---|
| **P1 UC-MAG 5** | **5146118** | 1 |

N

## UniCard snap-in device marking for Axioline E series

Can be printed with:

Thermal transfer for sheets and cards

UV LED technology

- The markers, which are supplied in uniform sheets, can be labeled quickly and easily using the BLUEMARK CLED and THERMOMARK CARD products
- The format automatically ensures printing with a high level of positional accuracy
- The large temperature range for application means that the labels can be used in control cabinets as well as in the field
- The sheets provide space for including function texts
- Labeling service: Phoenix Contact can custom-label all UniCard markers in accordance with your requirements

**Notes:**

[1]) For ordering example, see page 359.

### Technical data

| General data | | |
|---|---|---|
| Can be printed with: | | THERMOMARK CARD PLUS • THERMOMARK CARD • BLUEMARK CLED • BLUEMARK LED |
| Number of individual labels | | 30 |
| Material | | PC |
| Inflammability class according to UL 94 | | V0 |
| Temperature range | [°C] | -40 ... 120 |
| Wipe resistance | | DIN EN 61010-1 (VDE 0411-1) |
| Components | | Free from silicone, halogen and cadmium |

### Ordering data

| Description | Color | Type | Order No. | Pcs. / Pkt. |
|---|---|---|---|---|
| **UniCard,** for labeling Phoenix Contact devices, Axioline<br>Lettering field size: 7 x 10 mm | white | **UCT-EM (7X10)** | **0830765** | 10 |
| **UniCard,** for labeling Phoenix Contact devices, Axioline, **labeled according to customer specifications**[1])<br>Lettering field size: 7 x 10 mm | white | **UCT-EM (7X10) CUS** | **0830766** | 1 |

### Accessories

| | | | | |
|---|---|---|---|---|
| **Magazine,** for THERMOMARK CARD ...,<br>for accommodating UCT-WMT ... sheets, UCT-EM (17X10) | | **THERMOMARK CARD-UCT-MAG7** | **0801734** | 1 |

## UniCard snap-in device marking for devices from other manufacturers

The UCT−EM ... UniCard labeling range includes markers for devices and switchgear from a wide range of manufacturers.

- The markers, which are supplied in uniform sheets, can be labeled quickly and easily using the BLUEMARK CLED and THERMOMARK CARD products
- The format automatically ensures printing with a high level of positional accuracy
- The large temperature range for application means that the labels can be used in control cabinets as well as in the field
- The sheets provide space for including function texts
- An overview of the devices that support labeling plus their manufacturers can be found starting on page 304
- Labeling service: Phoenix Contact can custom-label all UniCard markers in accordance with your requirements

**Notes:**

[1]) For ordering example, see page 359.

Can be printed with:

**Thermal transfer for sheets and cards**

**UV LED technology**




### Technical data

| General data | | |
|---|---|---|
| Can be printed with: | | THERMOMARK CARD PLUS • THERMOMARK CARD • BLUEMARK CLED • BLUEMARK LED |
| Number of individual labels | | 66 |
| Material | | PC |
| Inflammability class according to UL 94 | | V0 |
| Temperature range | [°C] | -40 ... 120 |
| Wipe resistance | | DIN EN 61010-1 (VDE 0411-1) |
| Components | | free from silicone and halogen |

### Ordering data

| Description | Color | Type | Order No. | Pcs. / Pkt. |
|---|---|---|---|---|
| **UniCard,** for labeling devices from the following manufacturers: Conta Clip, Murr Elektronik<br>Lettering field size: 5 x 10 mm | white | **UCT-EM (5X10)** | **0801497** | 10 |
| **UniCard,** for labeling devices from the following manufacturers: see previous products, **labeled according to customer specifications**[1])<br>Lettering field size: 5 x 10 mm | white | **UCT-EM (5X10) CUS** | **0801583** | 1 |

### Accessories

| | | | |
|---|---|---|---|
| **Magazine,** for THERMOMARK CARD ...<br>for accommodating: UCT−TM ..., UCT1−TM ..., UCT5−TM ..., UCT−EM (5X10), UCT-EM (6X10) | **THERMOMARK CARD-UCT-MAG1** | **5146480** | 1 |

## UniCard snap-in device marking for devices from other manufacturers

The UCT−EM ... UniCard labeling range includes markers for devices and switchgear from a wide range of manufacturers.

- The markers, which are supplied in uniform sheets, can be labeled quickly and easily using the BLUEMARK CLED and THERMOMARK CARD products
- The format automatically ensures printing with a high level of positional accuracy
- The large temperature range for application means that the labels can be used in control cabinets as well as in the field
- The sheets provide space for including function texts
- An overview of the devices that support labeling plus their manufacturers can be found starting on page 304
- Labeling service: Phoenix Contact can custom-label all UniCard markers in accordance with your requirements

**Notes:**

[1]) For ordering example, see page 359.

Can be printed with:

**Thermal transfer for sheets and cards**

**UV LED technology**

### Technical data

| | | |
|---|---|---|
| **General data** | | |
| Can be printed with: | | THERMOMARK CARD PLUS • THERMOMARK CARD • BLUEMARK CLED • BLUEMARK LED |
| Number of individual labels | | 54 |
| Material | | PC |
| Inflammability class according to UL 94 | | V0 |
| Temperature range | [°C] | -40 ... 120 |
| Wipe resistance | | DIN EN 61010-1 (VDE 0411-1) |
| Components | | free from silicone and halogen |

### Ordering data

| Description | Color | Type | Order No. | Pcs. / Pkt. |
|---|---|---|---|---|
| **UniCard,** for labeling devices from the following manufacturers: Conta Clip, Festo, Finder<br>Lettering field size: 6 x 10 mm | white | **UCT-EM (6X10)** | **0801493** | 10 |
| **UniCard,** for labeling devices from the following manufacturers: Beckhoff, Escha, Lumberg, Murr Elektronik, Pepperl & Fuchs, Turck<br>Lettering field size: 10 x 5 mm | white | | | |
| **UniCard,** for labeling devices from the following manufacturers: Siemens<br>Lettering field size: 10 x 7 mm | white | | | |
| Lettering field size: 10 x 7 mm | turquoise | | | |
| **UniCard,** for labeling devices from the following manufacturers: Bosch/Rexroth, ifm-electronic, Lumberg, Pepperl & Fuchs, Siemens<br>Lettering field size: 10 x 8 mm | white | | | |
| Lettering field size: 10 x 8 mm | turquoise | | | |
| **UniCard,** for labeling devices from the following manufacturers: see previous products, **labeled according to customer specifications**[1])<br>Lettering field size: 6 x 10 mm | white | **UCT-EM (6X10) CUS** | **0801579** | 1 |
| **UniCard,** for labeling devices from the following manufacturers: see previous products, **labeled according to customer specifications**[1])<br>Lettering field size: 10 x 5 mm | white | | | |
| **UniCard,** for labeling devices from the following manufacturers: see previous products, **labeled according to customer specifications**[1])<br>Lettering field size: 10 x 7 mm | white | | | |
| Lettering field size: 10 x 7 mm | turquoise | | | |
| **UniCard,** for labeling devices from the following manufacturers: see previous products, **labeled according to customer specifications**[1])<br>Lettering field size: 10 x 8 mm | white | | | |
| Lettering field size: 10 x 8 mm | turquoise | | | |

### Accessories

| | | | |
|---|---|---|---|
| **Magazine,** for THERMOMARK CARD ...<br>for accommodating: UCT−TM ..., UCT1−TM ..., UCT5−TM ..., UCT−EM (5X10), UCT-EM (6X10) | **THERMOMARK CARD-UCT-MAG1** | **5146480** | 1 |
| **Magazine,** for THERMOMARK CARD ...<br>for accommodating UCT-EM (10X5) | | | |
| **Magazine,** for THERMOMARK CARD ...<br>for accommodating UCT-EM (10X7) | | | |
| **Magazine,** for THERMOMARK CARD ...<br>for accommodating UCT-EM (10X8), UCT-EM (12X7) | | | |

## Technical data

THERMOMARK CARD PLUS • THERMOMARK CARD • BLUEMARK CLED • BLUEMARK LED
60
PC
V0
-40 ... 120
DIN EN 61010-1 (VDE 0411-1)
free from silicone and halogen

## Ordering data

| Type | Order No. | Pcs. / Pkt. |
|---|---|---|
| UCT-EM (10X5) | 0801470 | 10 |
| UCT-EM (10X5) CUS | 0801554 | 1 |

## Accessories

| | | |
|---|---|---|
| THERMOMARK CARD-UCT-MAG13 | 0830400 | 1 |

## Technical data

THERMOMARK CARD PLUS • THERMOMARK CARD • BLUEMARK CLED • BLUEMARK LED
36
PC
V0
-40 ... 120
DIN EN 61010-1 (VDE 0411-1)
free from silicone and halogen

## Ordering data

| Type | Order No. | Pcs. / Pkt. |
|---|---|---|
| UCT-EM (10X7) | 0801498 | 10 |
| UCT-EM (10X7) TQ | 0801499 | 10 |
| UCT-EM (10X7) CUS | 0801585 | 1 |
| UCT-EM (10X7) TQ CUS | 0801586 | 1 |

## Accessories

| | | |
|---|---|---|
| THERMOMARK CARD-UCT-MAG20 | 0830751 | 1 |

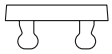

## Technical data

THERMOMARK CARD PLUS • THERMOMARK CARD • BLUEMARK CLED • BLUEMARK LED
36
PC
V0
-40 ... 120
DIN EN 61010-1 (VDE 0411-1)
free from silicone and halogen

## Ordering data

| Type | Order No. | Pcs. / Pkt. |
|---|---|---|
| UCT-EM (10X8) | 0801485 | 10 |
| UCT-EM (10X8) TQ | 0801486 | 10 |
| UCT-EM (10X8) CUS | 0801570 | 1 |
| UCT-EM (10X8) TQ CUS | 0801572 | 1 |

## Accessories

| | | |
|---|---|---|
| THERMOMARK CARD-UCT-MAG12 | 0830399 | 1 |

## UniCard snap-in device marking for devices from other manufacturers

The UCT−EM ... UniCard labeling range includes markers for devices and switchgear from a wide range of manufacturers.

- The markers, which are supplied in uniform sheets, can be labeled quickly and easily using the BLUEMARK CLED and THERMOMARK CARD products
- The format automatically ensures printing with a high level of positional accuracy
- The large temperature range for application means that the labels can be used in control cabinets as well as in the field
- The sheets provide space for including function texts
- An overview of the devices that support labeling plus their manufacturers can be found starting on page 304
- Labeling service: Phoenix Contact can custom-label all UniCard markers in accordance with your requirements

**Notes:**

[1]) For ordering example, see page 359.

Can be printed with:

**Thermal transfer for sheets and cards**

**UV LED technology**

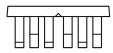

### Technical data

| General data | |
|---|---|
| Can be printed with: | THERMOMARK CARD PLUS • THERMOMARK CARD • BLUEMARK CLED • BLUEMARK LED |
| Number of individual labels | 30 |
| Material | PC |
| Inflammability class according to UL 94 | V0 |
| Temperature range [°C] | -40 ... 120 |
| Wipe resistance | DIN EN 61010-1 (VDE 0411-1) |
| Components | free from silicone and halogen |

### Ordering data

| Description | Color | Type | Order No. | Pcs. / Pkt. |
|---|---|---|---|---|
| **UniCard,** for labeling devices from the following manufacturers: Bernecke + Rainer<br>Lettering field size: 12 x 3.3 mm | white | **UCT-EM (12X3,3)** | **0801502** | 10 |
| **UniCard,** for labeling devices from the following manufacturers: Bernecke + Rainer<br>Lettering field size: 12 x 6 mm | white | | | |
| **UniCard,** for labeling devices from the following manufacturers: Beckhoff, Wago<br>Lettering field size: 12 x 7 mm | white | | | |
| **UniCard,** for labeling devices from the following manufacturers: Siemens<br>Lettering field size: 15 x 10 mm | white | | | |
| **UniCard,** for labeling devices from the following manufacturers: see previous products,<br>**labeled according to customer specifications**[1])<br>Lettering field size: 12 x 3.3 mm<br>Lettering field size: 12 x 6 mm<br>Lettering field size: 12 x 7 mm<br>Lettering field size: 15 x 10 mm | <br><br>white<br>white<br>white<br>white | **UCT-EM (12X3,3) CUS** | **0801577** | 1 |

### Accessories

| | | | |
|---|---|---|---|
| **Magazine,** for THERMOMARK CARD ...<br>for accommodating UCT-EM (12X3,3), UCT-EM (12X6) | **THERMOMARK CARD-UCT-MAG9** | **0801736** | 1 |
| **Magazine,** for THERMOMARK CARD ...<br>for accommodating UCT-EM (12X3,3), UCT-EM (12X6) | | | |
| **Magazine,** for THERMOMARK CARD ...<br>for accommodating UCT-EM (10X8), UCT-EM (12X7) | | | |
| **Magazine,** for THERMOMARK CARD ...<br>for accommodating UCT-EM (17,5X8), UCT-EM (20X7), UCT-EM (15X10) | | | |

## Technical data

THERMOMARK CARD PLUS • THERMOMARK CARD • BLUEMARK CLED • BLUEMARK LED
30
PC
V0
-40 ... 120
DIN EN 61010-1 (VDE 0411-1)
free from silicone and halogen

## Ordering data

| Type | Order No. | Pcs. / Pkt. |
|---|---|---|
| UCT-EM (12X6) | 0801503 | 10 |
| UCT-EM (12X6) CUS | 0801578 | 1 |

## Accessories

| | | |
|---|---|---|
| THERMOMARK CARD-UCT-MAG9 | 0801736 | 1 |

## Technical data

THERMOMARK CARD PLUS • THERMOMARK CARD • BLUEMARK CLED • BLUEMARK LED
30
PC
V0
-40 ... 120
DIN EN 61010-1 (VDE 0411-1)
free from silicone and halogen

## Ordering data

| Type | Order No. | Pcs. / Pkt. |
|---|---|---|
| UCT-EM (12X7) | 0801501 | 10 |
| UCT-EM (12X7) CUS | 0801587 | 1 |

## Accessories

| | | |
|---|---|---|
| THERMOMARK CARD-UCT-MAG12 | 0830399 | 1 |

## Technical data

THERMOMARK CARD PLUS • THERMOMARK CARD • BLUEMARK CLED • BLUEMARK LED
16
PC
V0
-40 ... 120
DIN EN 61010-1 (VDE 0411-1)
free from silicone and halogen

## Ordering data

| Type | Order No. | Pcs. / Pkt. |
|---|---|---|
| UCT-EM (15X10) | 0801504 | 10 |
| UCT-EM (15X10) CUS | 0801588 | 1 |

## Accessories

| | | |
|---|---|---|
| THERMOMARK CARD-UCT-MAG8 | 0801735 | 1 |

## UniCard snap-in device marking for devices from other manufacturers

The UCT−EM ... UniCard labeling range includes markers for devices and switchgear from a wide range of manufacturers.

- The markers, which are supplied in uniform sheets, can be labeled quickly and easily using the BLUEMARK CLED and THERMOMARK CARD products
- The format automatically ensures printing with a high level of positional accuracy
- The large temperature range for application means that the labels can be used in control cabinets as well as in the field
- The sheets provide space for including function texts
- An overview of the devices that support labeling plus their manufacturers can be found starting on page 304
- Labeling service: Phoenix Contact can custom-label all UniCard markers in accordance with your requirements

Can be printed with:

**Thermal transfer for sheets and cards**

**UV LED technology**

### Technical data

| General data | |
|---|---|
| Can be printed with: | THERMOMARK CARD PLUS • THERMOMARK CARD • BLUEMARK CLED • BLUEMARK LED |
| Number of individual labels | 24 |
| Material | PC |
| Inflammability class according to UL 94 | V0 |
| Temperature range [°C] | -40 ... 120 |
| Wipe resistance | DIN EN 61010-1 (VDE 0411-1) |
| Components | free from silicone and halogen |

### Ordering data

| Description | Color | Type | Order No. | Pcs. / Pkt. |
|---|---|---|---|---|
| **UniCard,** for labeling devices from the following manufacturers: ABB, Festo, Finder, Murr Elektronik, Wago | | | | |
| Lettering field size: 17 x 9 mm | white | **UCT-EM (17X9)** | **0801475** | 10 |
| Lettering field size: 17 x 9 mm | yellow | **UCT-EM (17X9) YE** | **0801476** | 10 |
| **UniCard,** for labeling devices from the following manufacturers: Allen-Bradley, Festo | | | | |
| Lettering field size: 17 x 10 mm | white | | | |
| Lettering field size: 17 x 10 mm | yellow | | | |
| **UniCard,** for labeling devices from the following manufacturers: ABB, Lumberg | | | | |
| Lettering field size: 17.5 x 7.5 mm | white | | | |
| **UniCard,** for labeling devices from the following manufacturers: ABB, Schneider Electric, ifm-electronic, Murr Elektronik | | | | |
| Lettering field size: 17 x 8 mm | white | | | |
| Lettering field size: 17 x 9 mm | white | **UCT-EM (17X9) CUS** | **0801559** | 1 |
| Lettering field size: 17 x 9 mm | yellow | **UCT-EM (17X9) YE CUS** | **0801560** | 1 |
| Lettering field size: 17 x 10 mm | white | | | |
| Lettering field size: 17 x 10 mm | yellow | | | |
| Lettering field size: 17.5 x 7.5 mm | white | | | |
| Lettering field size: 17 x 8 mm | white | | | |

### Accessories

| | | | |
|---|---|---|---|
| **Magazine,** for THERMOMARK CARD ... for accommodating UCT-EM (17 x 9) | **THERMOMARK CARD-UCT-MAG16** | **0830403** | 1 |
| **Magazine,** for THERMOMARK CARD ... for accommodating UCT-EM (17X10) and (20X8) | | | |
| **Magazine,** for THERMOMARK CARD ... for accommodating UCT-EM (17,5X7,5) | | | |
| **Magazine,** for THERMOMARK CARD ... for accommodating UCT-EM (21X8) and UCT EM (17X8) | | | |

## Technical data

THERMOMARK CARD PLUS • THERMOMARK CARD • BLUEMARK CLED • BLUEMARK LED
20
PC
V0
-40 ... 120
DIN EN 61010-1 (VDE 0411-1)
free from silicone and halogen

## Ordering data

| Type | Order No. | Pcs. / Pkt. |
|---|---|---|
| UCT-EM (17X10) | 0801483 | 10 |
| UCT-EM (17X10) YE | 0801484 | 10 |
| UCT-EM (17X10) CUS | 0801567 | 1 |
| UCT-EM (17X10) YE CUS | 0801569 | 1 |

## Accessories

| | | |
|---|---|---|
| THERMOMARK CARD-UCT-MAG11 | 0801738 | 1 |

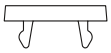

## Technical data

THERMOMARK CARD PLUS • THERMOMARK CARD • BLUEMARK CLED • BLUEMARK LED
24
PC
V0
-40 ... 120
DIN EN 61010-1 (VDE 0411-1)
free from silicone and halogen

## Ordering data

| Type | Order No. | Pcs. / Pkt. |
|---|---|---|
| UCT-EM (17,5X7,5) | 0801482 | 10 |
| UCT-EM (17,5X7,5) CUS | 0801566 | 1 |

## Accessories

| | | |
|---|---|---|
| THERMOMARK CARD-UCT-MAG18 | 0830405 | 1 |

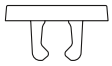

## Technical data

THERMOMARK CARD PLUS • THERMOMARK CARD • BLUEMARK CLED • BLUEMARK LED
18
PC
V0
-40 ... 120
DIN EN 61010-1 (VDE 0411-1)
free from silicone, halogen and cadmium

## Ordering data

| Type | Order No. | Pcs. / Pkt. |
|---|---|---|
| UCT-EM (17X8) | 0801842 | 10 |
| UCT-EM (17X8) CUS | 1014400 | 1 |

## Accessories

| | | |
|---|---|---|
| THERMOMARK CARD-UCT-MAG14 | 0830401 | 1 |

## UniCard snap-in device marking for devices from other manufacturers

The UCT−EM ... UniCard labeling range includes markers for devices and switchgear from a wide range of manufacturers.

- The markers, which are supplied in uniform sheets, can be labeled quickly and easily using the BLUEMARK CLED and THERMOMARK CARD products
- The format automatically ensures printing with a high level of positional accuracy
- The large temperature range for application means that the labels can be used in control cabinets as well as in the field
- The sheets provide space for including function texts
- An overview of the devices that support labeling plus their manufacturers can be found starting on page 304
- Labeling service: Phoenix Contact can custom-label all UniCard markers in accordance with your requirements

**Notes:**

1) For ordering example, see page 359.

Can be printed with:

**Thermal transfer for sheets and cards**

**UV LED technology**

### Technical data

| General data | |
|---|---|
| Can be printed with: | THERMOMARK CARD PLUS • THERMOMARK CARD • BLUEMARK CLED • BLUEMARK LED |
| Number of individual labels | 24 |
| Material | PC |
| Inflammability class according to UL 94 | V0 |
| Temperature range [°C] | -40 ... 120 |
| Wipe resistance | DIN EN 61010-1 (VDE 0411-1) |
| Components | free from silicone and halogen |

### Ordering data

| Description | Color | Type | Order No. | Pcs. / Pkt. |
|---|---|---|---|---|
| **UniCard,** for labeling devices from the following manufacturers: ABB, ifm-electronic, Moeller, Murr Elektronik | | | | |
| Lettering field size: 17.5 x 8 mm | white | **UCT-EM (17,5X8)** | **0801496** | 10 |
| **UniCard,** for labeling devices from the following manufacturers: Murr Elektronik, Phoenix Contact, Weidmüller | | | | |
| Lettering field size: 17.5 x 9 mm | white | | | |
| Lettering field size: 17.5 x 9 mm | yellow | | | |
| **UniCard,** for marking devices from the following manufacturers: ABB, Schneider Electric, ifm-electronic, Murr Elektronik | | | | |
| Lettering field size: 18 x 8 mm | white | | | |
| **UniCard,** for labeling devices from the following manufacturers: ifm-electronic, Phoenix Contact, Siemens | | | | |
| Lettering field size: 20 x 7 mm | white | | | |
| Lettering field size: 20 x 7 mm | turquoise | | | |
| **UniCard,** for labeling devices from the following manufacturers: see previous products, **labeled according to customer specifications**1) | | | | |
| Lettering field size: 17.5 x 8 mm | white | **UCT-EM (17,5X8) CUS** | **0801582** | 1 |
| Lettering field size: 17.5 x 9 mm | white | | | |
| Lettering field size: 17.5 x 9 mm | yellow | | | |
| Lettering field size: 18 x 8 mm | white | | | |
| Lettering field size: 20 x 7 mm | white | | | |
| Lettering field size: 20 x 7 mm | turquoise | | | |

### Accessories

| | | | |
|---|---|---|---|
| **Magazine,** for THERMOMARK CARD ... for accommodating UCT-EM (17,5X8), UCT-EM (20X7), UCT-EM (15X10) | **THERMOMARK CARD-UCT-MAG8** | **0801735** | 1 |
| **Magazine,** for THERMOMARK CARD ... for accommodating UCT-EM (17,5X9) | | | |
| **Magazine,** for THERMOMARK CARD ... for accommodating UCT-EM (18 x 8) | | | |




## Technical data

THERMOMARK CARD PLUS • THERMOMARK CARD • BLUEMARK CLED • BLUEMARK LED
24
PC
V0
-40 ... 120
DIN EN 61010-1 (VDE 0411-1)
free from silicone and halogen

## Ordering data

| Type | Order No. | Pcs. / Pkt. |
|---|---|---|
| UCT-EM (17,5X9) | 0801491 | 10 |
| UCT-EM (17,5X9) YE | 0801492 | 10 |
| UCT-EM (17,5X9) CUS | 0801575 | 1 |
| UCT-EM (17,5X9) YE CUS | 0801576 | 1 |

## Accessories

| | | |
|---|---|---|
| THERMOMARK CARD-UCT-MAG22 | 0830771 | 1 |

## Technical data

THERMOMARK CARD PLUS • THERMOMARK CARD • BLUEMARK CLED • BLUEMARK LED
24
PC
V0
-40 ... 120
DIN EN 61010-1 (VDE 0411-1)
free from silicone and halogen

## Ordering data

| Type | Order No. | Pcs. / Pkt. |
|---|---|---|
| UCT-EM (18X8) | 0801488 | 10 |
| UCT-EM (18X8) CUS | 0801573 | 1 |

## Accessories

| | | |
|---|---|---|
| THERMOMARK CARD-UCT-MAG17 | 0830404 | 1 |

## Technical data

THERMOMARK CARD PLUS • THERMOMARK CARD • BLUEMARK CLED • BLUEMARK LED
24
PC
V0
-40 ... 120
DIN EN 61010-1 (VDE 0411-1)
free from silicone and halogen

## Ordering data

| Type | Order No. | Pcs. / Pkt. |
|---|---|---|
| UCT-EM (20X7) | 0801494 | 10 |
| UCT-EM (20X7) TQ | 0801495 | 10 |
| UCT-EM (20X7) CUS | 0801580 | 1 |
| UCT-EM (20X7) TQ CUS | 0801581 | 1 |

## Accessories

| | | |
|---|---|---|
| THERMOMARK CARD-UCT-MAG8 | 0801735 | 1 |

## UniCard snap-in device marking for devices from other manufacturers

The UCT−EM ... UniCard labeling range includes markers for devices and switchgear from a wide range of manufacturers.

- The markers, which are supplied in uniform sheets, can be labeled quickly and easily using the BLUEMARK CLED and THERMOMARK CARD products
- The format automatically ensures printing with a high level of positional accuracy
- The large temperature range for application means that the labels can be used in control cabinets as well as in the field
- The sheets provide space for including function texts
- An overview of the devices that support labeling plus their manufacturers can be found starting on page 304
- Labeling service: Phoenix Contact can custom-label all UniCard markers in accordance with your requirements

**Notes:**

[1]) For ordering example, see page 359.

Can be printed with:

**Thermal transfer for sheets and cards**

**UV LED technology**

### Technical data

| General data | |
|---|---|
| Can be printed with: | THERMOMARK CARD PLUS • THERMOMARK CARD • BLUEMARK CLED • BLUEMARK LED |
| Number of individual labels | 24 |
| Material | PC |
| Inflammability class according to UL 94 | V0 |
| Temperature range [°C] | -40 ... 120 |
| Wipe resistance | DIN EN 61010-1 (VDE 0411-1) |
| Components | free from silicone and halogen |

### Ordering data

| Description | Color | Type | Order No. | Pcs. / Pkt. |
|---|---|---|---|---|
| **UniCard,** for labeling devices from the following manufacturers: Escha, Murr Elektronik, Turck<br>Lettering field size: 20 x 8 mm | white | **UCT-EM (20X8)** | **0801477** | 10 |
| **UniCard,** for labeling devices from the following manufacturers: ABB, Conta Clip, Escha, Festo, ifm-electronic, Lumberg, Moeller, Murr Elektronik, Pepperl & Fuchs, Phoenix Contact, Siemens, Turck, Weidmüller | | | | |
| Lettering field size: 20 x 9 mm | white | | | |
| Lettering field size: 20 x 9 mm | turquoise | | | |
| Lettering field size: 20 x 9 mm | yellow | | | |
| **UniCard,** for marking devices from the following manufacturers: ABB, Schneider Electric, ifm-electronic, Murr Elektronik | | | | |
| Lettering field size: 21 x 8 mm | white | | | |
| **UniCard,** for labeling devices from the following manufacturers: see previous products, **labeled according to customer specifications**[1]) | | **UCT-EM (20X8) CUS** | **0801561** | 1 |
| Lettering field size: 20 x 8 mm | white | | | |
| Lettering field size: 20 x 9 mm | white | | | |
| Lettering field size: 20 x 9 mm | turquoise | | | |
| Lettering field size: 20 x 9 mm | yellow | | | |
| Lettering field size: 21 x 8 mm | white | | | |

### Accessories

| | | | |
|---|---|---|---|
| **Magazine,** for THERMOMARK CARD ...<br>for accommodating UCT-EM (17X10) and (20X8) | | **THERMOMARK CARD-UCT-MAG11** | **0801738** | 1 |
| for accommodating UCT-EM (20 x 9) | | | | |
| **Magazine,** for THERMOMARK CARD ...<br>for accommodating UCT-EM (21X8) and UCT EM (17X8) | | | | |



## Technical data

THERMOMARK CARD PLUS • THERMOMARK CARD • BLUEMARK CLED • BLUEMARK LED
24
PC
V0
-40 ... 120
DIN EN 61010-1 (VDE 0411-1)
free from silicone and halogen

## Ordering data

| Type | Order No. | Pcs. / Pkt. |
|---|---|---|
| UCT-EM (20X9) | 0801471 | 10 |
| UCT-EM (20X9) TQ | 0801473 | 10 |
| UCT-EM (20X9) YE | 0801472 | 10 |
| UCT-EM (20X9) CUS | 0801556 | 1 |
| UCT-EM (20X9) TQ CUS | 0801558 | 1 |
| UCT-EM (20X9) YE CUS | 0801557 | 1 |

## Accessories

| | | |
|---|---|---|
| THERMOMARK CARD-UCT-MAG15 | 0830402 | 1 |

## Technical data

THERMOMARK CARD PLUS • THERMOMARK CARD • BLUEMARK CLED • BLUEMARK LED
18
PC
V0
-40 ... 120
DIN EN 61010-1 (VDE 0411-1)
free from silicone and halogen

## Ordering data

| Type | Order No. | Pcs. / Pkt. |
|---|---|---|
| UCT-EM (21X8) | 0801489 | 10 |
| UCT-EM (21X8) CUS | 0801574 | 1 |

## Accessories

| | | |
|---|---|---|
| THERMOMARK CARD-UCT-MAG14 | 0830401 | 1 |

## UniSheet stick-on device marking




- The US-EMLP ... UniSheet labeling range includes self-adhesive device markers with good adhesive properties in different sizes for:
- Device marking
- Module marking
- Switchgear marking
- The markers, which are supplied in uniform sheets, can be printed onto quickly, easily, and cost-effectively using the THERMOMARK CARD
- The perforated markers are easy to separate and can be easily fitted
- The sheets provide space for including function texts
- For more label sizes, visit www.phoenixcontact.net/products

**Marking of power circuit breakers, for example:**

- 8.8 x 15 mm for ABB, Schneider Electric
- 17 x 15 mm for ABB, Hager, Legrand
- 35 x 15 mm for ABB, Legrand, Schneider Electric
- 52.5 x 15 mm for ABB, Legrand, Schneider Electric
- 70 x 15 mm for Legrand, Schneider Electric

Can be printed with:

**Thermal transfer for sheets and cards**

**Unlabeled**

### Technical data

| General data | | |
|---|---|---|
| Can be printed with: | | THERMOMARK CARD PLUS • THERMOMARK CARD |
| Material | | PVC |
| Inflammability class according to UL 94 | | V0 |
| Temperature range | [°C] | -30 ... 80 |
| Wipe resistance | | DIN EN 61010-1 (VDE 0411-1) |
| Components | | Silicone-free |

### Ordering data

| Description | Color | Type | Order No. | Pcs. / Pkt. |
|---|---|---|---|---|
| **UniSheet,** with self-adhesive plastic labels, 0.5 mm thick | | | | |
| 88-section, lettering field size: 8.8 x 15 mm | white | **US-EMLP (8,8X15)** | **0830303** | 10 |
| | yellow | **US-EMLP (8,8X15) YE** | **0830316** | 10 |
| | red | **US-EMLP (8,8X15) RD** | **0830318** | 10 |
| | silver | **US-EMLP (8,8X15) SR** | **0830317** | 10 |
| 135-section, lettering field size: 11 x 9 mm | white | **US-EMLP (11X9)** | **0828789** | 10 |
| | yellow | **US-EMLP (11X9) YE** | **0828871** | 10 |
| | silver | **US-EMLP (11X9) SR** | **0828872** | 10 |
| 189-section, lettering field size: 15 x 5 mm | white | **US-EMLP (15X5)** | **0828790** | 10 |
| | yellow | **US-EMLP (15X5) YE** | **0828873** | 10 |
| | silver | **US-EMLP (15X5) SR** | **0828874** | 10 |
| 108-section, lettering field size: 17 x 7 mm | white | **US-EMLP (17X7)** | **0828792** | 10 |
| | yellow | **US-EMLP (17X7) YE** | **0828877** | 10 |
| | silver | **US-EMLP (17X7) SR** | **0828878** | 10 |
| 54-section, lettering field size: 17 x 15 mm | white | **US-EMLP (17X15)** | **0828793** | 10 |
| | yellow | **US-EMLP (17X15) YE** | **0828879** | 10 |
| | silver | **US-EMLP (17X15) SR** | **0828880** | 10 |
| 75-section, lettering field size: 20 x 9 mm | white | **US-EMLP (20X9)** | **0828795** | 10 |
| | yellow | **US-EMLP (20X9) YE** | **0828883** | 10 |
| | silver | **US-EMLP (20X9) SR** | **0828884** | 10 |
| 24-section, lettering field size: 22 x 22 mm | white | **US-EMLP (22X22)** | **0828796** | 10 |
| | yellow | **US-EMLP (22X22) YE** | **0828885** | 10 |
| | silver | **US-EMLP (22X22) SR** | **0828886** | 10 |
| 51-section, lettering field size: 27 x 8 mm | white | **US-EMLP (27X8)** | **0828797** | 10 |
| | yellow | **US-EMLP (27X8) YE** | **0828889** | 10 |
| | silver | **US-EMLP (27X8) SR** | **0828890** | 10 |
| 30-section, lettering field size: 27 x 12.5 mm | white | **US-EMLP (27X12,5)** | **0828798** | 10 |
| | yellow | **US-EMLP (27X12,5) YE** | **0828891** | 10 |
| | silver | **US-EMLP (27X12,5) SR** | **0828892** | 10 |
| 27-section, lettering field size: 27 x 15 mm | white | **US-EMLP (27X15)** | **0828799** | 10 |
| | yellow | **US-EMLP (27X15) YE** | **0828893** | 10 |
| | silver | **US-EMLP (27X15) SR** | **0828894** | 10 |

### Accessories

| | | | |
|---|---|---|---|
| **Magazine,** for THERMOMARK CARD..., for accommodating all US–... materials | **THERMOMARK CARD-US-MAG1** | **5146451** | 1 |

## UniSheet stick-on device marking

Unlabeled

### Technical data

| | | |
|---|---|---|
| **General data** | | |
| Can be printed with: | | THERMOMARK CARD PLUS • THERMOMARK CARD |
| Material | | PVC |
| Inflammability class according to UL 94 | | V0 |
| Temperature range | [°C] | -30 ... 80 |
| Wipe resistance | | DIN EN 61010-1 (VDE 0411-1) |
| Components | | Silicone-free |

### Ordering data

| Description | Color | Type | Order No. | Pcs. / Pkt. |
|---|---|---|---|---|
| **UniSheet,** with self-adhesive plastic labels, 0.5 mm thick | | | | |
| 21-section, lettering field size: 27 x 18 mm | white | **US-EMLP (27X18)** | **0828800** | 10 |
| | yellow | **US-EMLP (27X18) YE** | **0828895** | 10 |
| | silver | **US-EMLP (27X18) SR** | **0828896** | 10 |
| 15-section, lettering field size: 27 x 27 mm | white | **US-EMLP (27X27)** | **0828801** | 10 |
| | yellow | **US-EMLP (27X27) YE** | **0828897** | 10 |
| | silver | **US-EMLP (27X27) SR** | **0828898** | 10 |
| 45-section, lettering field size: 35 x 9 mm | white | **US-EMLP (35X9)** | **0828802** | 10 |
| | yellow | **US-EMLP (35X9) YE** | **0828899** | 10 |
| | silver | **US-EMLP (35X9) SR** | **0829430** | 10 |
| 27-section, lettering field size: 35 x 15 mm | white | **US-EMLP (35X15)** | **0830300** | 10 |
| | yellow | **US-EMLP (35X15) YE** | **0830319** | 10 |
| | red | **US-EMLP (35X15) RD** | **0830321** | 10 |
| | silver | **US-EMLP (35X15) SR** | **0830320** | 10 |
| 28-section, lettering field size: 40 x 10 mm | white | **US-EMLP (40X10)** | **0830341** | 10 |
| | yellow | **US-EMLP (40X10) YE** | **0830342** | 10 |
| | silver | **US-EMLP (40X10) SR** | **0830328** | 10 |
| 18-section, lettering field size: 49 x 15 mm | white | **US-EMLP (49X15)** | **0828803** | 10 |
| | yellow | **US-EMLP (49X15) YE** | **0828901** | 10 |
| | silver | **US-EMLP (49X15) SR** | **0828902** | 10 |
| 16-section, lettering field size: 52.5 x 15 mm | white | **US-EMLP (52,5X15)** | **0830301** | 10 |
| | yellow | **US-EMLP (52,5X15) YE** | **0830322** | 10 |
| | red | **US-EMLP (52,5X15) RD** | **0830324** | 10 |
| | silver | **US-EMLP (52,5X15) SR** | **0830323** | 10 |
| 9-section, lettering field size: 60 x 15 mm | white | **US-EMLP (60X15)** | **0828804** | 10 |
| | yellow | **US-EMLP (60X15) YE** | **0828903** | 10 |
| | silver | **US-EMLP (60X15) SR** | **0828904** | 10 |
| 4-section, lettering field size: 60 x 30 mm | white | **US-EMLP (60X30)** | **0828805** | 10 |
| | yellow | **US-EMLP (60X30) YE** | **0828905** | 10 |
| | silver | **US-EMLP (60X30) SR** | **0828906** | 10 |
| 8-section, lettering field size: 70 x 15 mm | white | **US-EMLP (70X15)** | **0830302** | 10 |
| | yellow | **US-EMLP (70X15) YE** | **0830325** | 10 |
| | red | **US-EMLP (70X15) RD** | **0830327** | 10 |
| | silver | **US-EMLP (70X15) SR** | **0830326** | 10 |
| 2-section, lettering field size: 85.6 x 54 mm | white | **US-EMLP (85,6X54)** | **0828806** | 10 |
| | yellow | **US-EMLP (85,6X54) YE** | **0828907** | 10 |
| | silver | **US-EMLP (85,6X54) SR** | **0828908** | 10 |
| 2-section, lettering field size: 100 x 60 mm | white | **US-EMLP (100X60)** | **0828807** | 10 |
| | yellow | **US-EMLP (100X60) YE** | **0828909** | 10 |
| | silver | **US-EMLP (100X60) SR** | **0828910** | 10 |
| 1-section, lettering field size: 104 x 135 mm | white | **US-EMLP (104X135)** | **0830304** | 10 |
| | yellow | **US-EMLP (104X135) YE** | **0830305** | 10 |
| | silver | **US-EMLP (104X135) SR** | **0830306** | 10 |

### Accessories

| | | | |
|---|---|---|---|
| **Magazine,** for THERMOMARK CARD..., for accommodating all US–... materials | **THERMOMARK CARD-US-MAG1** | **5146451** | 1 |

## UniSheet stick-on device marking




PRINTED FOR YOU

**Labeled according to customer specifications**

- The US-EMLP ... UniSheet labeling range includes self-adhesive device markers with good adhesive properties in different sizes for:
- Device marking
- Module marking
- Switchgear marking
- The markers, which are supplied in uniform sheets, can be printed onto quickly, easily, and cost-effectively using the THERMOMARK CARD
- The perforated markers are easy to separate and can be easily fitted
- The sheets provide space for including function texts
- For more label sizes, visit www.phoenixcontact.net/products

### Marking of power circuit breakers, for example:

- 8.8 x 15 mm for ABB, Schneider Electric
- 17 x 15 mm for ABB, Hager, Legrand
- 35 x 15 mm for ABB, Legrand, Schneider Electric
- 52.5 x 15 mm for ABB, Legrand, Schneider Electric
- 70 x 15 mm for Legrand, Schneider Electric

**Notes:**

[1]) For ordering example, see page 359.

### Technical data

| General data | | |
|---|---|---|
| Material | | PVC |
| Inflammability class according to UL 94 | | V0 |
| Temperature range | [°C] | -30 ... 80 |
| Wipe resistance | | DIN EN 61010-1 (VDE 0411-1) |
| Components | | Silicone-free |

### Ordering data

| Description | Color | Type | Order No. | Pcs. / Pkt. |
|---|---|---|---|---|
| **UniSheet,** with self-adhesive plastic labels, 0.5 mm thick, **labeled acc. to customer specifications**[1]) | | | | |
| 88-section, lettering field size: 8.8 x 15 mm | white | **US-EMLP (8,8X15) CUS** | **0830371** | 1 |
| | yellow | **US-EMLP (8,8X15) YE CUS** | **0830372** | 1 |
| | red | **US-EMLP (8,8X15) RD CUS** | **0830374** | 1 |
| | silver | **US-EMLP (8,8X15) SR CUS** | **0830373** | 1 |
| 135-section, lettering field size: 11 x 9 mm | white | **US-EMLP (11X9) CUS** | **0830073** | 1 |
| | yellow | **US-EMLP (11X9) YE CUS** | **0830074** | 1 |
| | silver | **US-EMLP (11X9) SR CUS** | **0830075** | 1 |
| 189-section, lettering field size: 15 x 5 mm | white | **US-EMLP (15X5) CUS** | **0830076** | 1 |
| | yellow | **US-EMLP (15X5) YE CUS** | **0830077** | 1 |
| | silver | **US-EMLP (15X5) SR CUS** | **0830078** | 1 |
| 108-section, lettering field size: 17 x 7 mm | white | **US-EMLP (17X7) CUS** | **0830079** | 1 |
| | yellow | **US-EMLP (17X7) YE CUS** | **0830080** | 1 |
| | silver | **US-EMLP (17X7) SR CUS** | **0830081** | 1 |
| 54-section, lettering field size: 17 x 15 mm | white | **US-EMLP (17X15) CUS** | **0830082** | 1 |
| | yellow | **US-EMLP (17X15) YE CUS** | **0830083** | 1 |
| | silver | **US-EMLP (17X15) SR CUS** | **0830084** | 1 |
| 75-section, lettering field size: 20 x 9 mm | white | **US-EMLP (20X9) CUS** | **0830085** | 1 |
| | yellow | **US-EMLP (20X9) YE CUS** | **0830086** | 1 |
| | silver | **US-EMLP (20X9) SR CUS** | **0830087** | 1 |
| 24-section, lettering field size: 22 x 22 mm | white | **US-EMLP (22X22) CUS** | **0830088** | 1 |
| | yellow | **US-EMLP (22X22) YE CUS** | **0830089** | 1 |
| | silver | **US-EMLP (22X22) SR CUS** | **0830090** | 1 |
| 51-section, lettering field size: 27 x 8 mm | white | **US-EMLP (27X8) CUS** | **0830091** | 1 |
| | yellow | **US-EMLP (27X8) YE CUS** | **0830092** | 1 |
| | silver | **US-EMLP (27X8) SR CUS** | **0830093** | 1 |
| 30-section, lettering field size: 27 x 12.5 mm | white | **US-EMLP (27X12,5) CUS** | **0830094** | 1 |
| | yellow | **US-EMLP (27X12,5) YE CUS** | **0830095** | 1 |
| | silver | **US-EMLP (27X12,5) SR CUS** | **0830096** | 1 |
| 27-section, lettering field size: 27 x 15 mm | white | **US-EMLP (27X15) CUS** | **0830097** | 1 |
| | yellow | **US-EMLP (27X15) YE CUS** | **0830098** | 1 |
| | silver | **US-EMLP (27X15) SR CUS** | **0830099** | 1 |
| 21-section, lettering field size: 27 x 18 mm | white | **US-EMLP (27X18) CUS** | **0830100** | 1 |
| | yellow | **US-EMLP (27X18) YE CUS** | **0830101** | 1 |
| | silver | **US-EMLP (27X18) SR CUS** | **0830102** | 1 |
| 15-section, lettering field size: 27 x 27 mm | white | **US-EMLP (27X27) CUS** | **0830103** | 1 |
| | yellow | **US-EMLP (27X27) YE CUS** | **0830104** | 1 |
| | silver | **US-EMLP (27X27) SR CUS** | **0830105** | 1 |

## UniSheet stick-on device marking

PRINTED FOR YOU

**Notes:**

[1]) For ordering example, see page 359.

**Labeled according to customer specifications**

### Technical data

| | | |
|---|---|---|
| **General data** | | |
| Material | | PVC |
| Inflammability class according to UL 94 | | V0 |
| Temperature range | [°C] | -30 ... 80 |
| Wipe resistance | | DIN EN 61010-1 (VDE 0411-1) |
| Components | | Silicone-free |

### Ordering data

| Description | Color | Type | Order No. | Pcs. / Pkt. |
|---|---|---|---|---|
| **UniSheet,** with self-adhesive plastic labels, 0.5 mm thick, **labeled acc. to customer specifications**[1]) | | | | |
| 45-section, lettering field size: 35 x 9 mm | white | **US-EMLP (35X9) CUS** | **0830106** | 1 |
| | yellow | **US-EMLP (35X9) YE CUS** | **0830107** | 1 |
| | silver | **US-EMLP (35X9) SR CUS** | **0830108** | 1 |
| 27-section, lettering field size: 35 x 15 mm | white | **US-EMLP (35X15) CUS** | **0830375** | 1 |
| | yellow | **US-EMLP (35X15) YE CUS** | **0830376** | 1 |
| | red | **US-EMLP (35X15) RD CUS** | **0830378** | 1 |
| | silver | **US-EMLP (35X15) SR CUS** | **0830377** | 1 |
| 28-section, lettering field size: 40 x 10 mm | white | **US-EMLP (40X10) CUS** | **0830365** | 1 |
| | yellow | **US-EMLP (40X10) YE CUS** | **0830366** | 1 |
| | silver | **US-EMLP (40X10) SR CUS** | **0830367** | 1 |
| 18-section, lettering field size: 49 x 15 mm | white | **US-EMLP (49X15) CUS** | **0830109** | 1 |
| | yellow | **US-EMLP (49X15) YE CUS** | **0830110** | 1 |
| | silver | **US-EMLP (49X15) SR CUS** | **0830111** | 1 |
| 16-section, lettering field size: 52.5 x 15 mm | white | **US-EMLP (52,5X15) CUS** | **0830379** | 1 |
| | yellow | **US-EMLP (52,5X15) YE CUS** | **0830380** | 1 |
| | red | **US-EMLP (52,5X15) RD CUS** | **0830382** | 1 |
| | silver | **US-EMLP (52,5X15) SR CUS** | **0830381** | 1 |
| 9-section, lettering field size: 60 x 15 mm | white | **US-EMLP (60X15) CUS** | **0830112** | 1 |
| | yellow | **US-EMLP (60X15) YE CUS** | **0830113** | 1 |
| | silver | **US-EMLP (60X15) SR CUS** | **0830114** | 1 |
| 4-section, lettering field size: 60 x 30 mm | white | **US-EMLP (60X30) CUS** | **0830115** | 1 |
| | yellow | **US-EMLP (60X30) YE CUS** | **0830116** | 1 |
| | silver | **US-EMLP (60X30) SR CUS** | **0830117** | 1 |
| 8-section, lettering field size: 70 x 15 mm | white | **US-EMLP (70X15) CUS** | **0830383** | 1 |
| | yellow | **US-EMLP (70X15) YE CUS** | **0830384** | 1 |
| | red | **US-EMLP (70X15) RD CUS** | **0830386** | 1 |
| | silver | **US-EMLP (70X15) SR CUS** | **0830385** | 1 |
| 2-section, lettering field size: 85.6 x 54 mm | white | **US-EMLP (85,6X54) CUS** | **0830118** | 1 |
| | yellow | **US-EMLP (85,6X54) YE CUS** | **0830119** | 1 |
| | silver | **US-EMLP (85,6X54) SR CUS** | **0830120** | 1 |
| 2-section, lettering field size: 100 x 60 mm | white | **US-EMLP (100X60) CUS** | **0830121** | 1 |
| | yellow | **US-EMLP (100X60) YE CUS** | **0830122** | 1 |
| | silver | **US-EMLP (100X60) SR CUS** | **0830123** | 1 |
| 1-section, lettering field size: 104 x 135 mm | white | **US-EMLP (104X135) CUS** | **0830387** | 1 |
| | yellow | **US-EMLP (104X135) YE CUS** | **0830388** | 1 |
| | silver | **US-EMLP (104X135) SR CUS** | **0830389** | 1 |

## UniSheet device marking that can be snapped into marker carriers

- The US-EMP ... UniSheet labeling range includes markers that can be fitted into existing CARRIER EMP ... label frames
- The markers, which are supplied in uniform sheets, can be printed onto quickly, easily, and cost-effectively using the THERMOMARK CARD
- The perforated markers are easy to separate and can be easily fitted
- The sheets provide space for including function texts

**Notes:**

For matching label frames, see page 296.

[1]) For ordering example, see page 359.

Can be printed with:

**Thermal transfer for sheets and cards**

**Unlabeled**

### Technical data

| | | |
|---|---|---|
| **General data** | | |
| Can be printed with: | | THERMOMARK CARD PLUS • THERMOMARK CARD |
| Material | | PVC |
| Inflammability class according to UL 94 | | V0 |
| Temperature range | [°C] | -30 ... 80 |
| Wipe resistance | | DIN EN 61010-1 (VDE 0411-1) |
| Components | | Silicone-free |

### Ordering data

| Description | Color | Type | Order No. | Pcs. / Pkt. |
|---|---|---|---|---|
| **UniSheet,** just 0.5 mm thick[1]) | | | | |
| 54-section, lettering field size: 17 x 15 mm | white | **US-EMP (17X15)** | **0828774** | 10 |
| | yellow | **US-EMP (17X15) YE** | **0828842** | 10 |
| | silver | **US-EMP (17X15) SR** | **0828843** | 10 |
| 70-section, lettering field size: 20 x 9 mm | white | **US-EMP (20X9)** | **0829439** | 10 |
| 84-section, lettering field size: 25 x 6 mm | white | **US-EMP (25X6)-1** | **0802754** | 10 |
| 84-section, lettering field size: 26 x 6 mm | white | **US-EMP (25X6)** | **0829435** | 10 |
| 51-section, lettering field size: 27 x 8 mm | white | **US-EMP (27X8)** | **0828775** | 10 |
| | yellow | **US-EMP (27X8) YE** | **0828844** | 10 |
| | silver | **US-EMP (27X8) SR** | **0828845** | 10 |
| 30-section, lettering field size: 27 x 12.5 mm | white | **US-EMP (27X12,5)** | **0828776** | 10 |
| | yellow | **US-EMP (27X12,5) YE** | **0828846** | 10 |
| | silver | **US-EMP (27X12,5) SR** | **0828847** | 10 |
| 27-section, lettering field size: 27 x 15 mm | white | **US-EMP (27X15)** | **0828777** | 10 |
| | yellow | **US-EMP (27X15) YE** | **0828848** | 10 |
| | silver | **US-EMP (27X15) SR** | **0828849** | 10 |
| 21-section, lettering field size: 27 x 18 mm | white | **US-EMP (27X18)** | **0828778** | 10 |
| | yellow | **US-EMP (27X18) YE** | **0828850** | 10 |
| | silver | **US-EMP (27X18) SR** | **0828851** | 10 |
| 15-section, lettering field size: 27 x 27 mm | white | **US-EMP (27X27)** | **0828779** | 10 |
| | yellow | **US-EMP (27X27) YE** | **0828852** | 10 |
| | silver | **US-EMP (27X27) SR** | **0828853** | 10 |
| 48-section, lettering field size: 29 x 8 mm | white | **US-EMP (29X8)** | **0829436** | 10 |
| | yellow | **US-EMP (29X8) YE** | **0829440** | 10 |
| 16-section, lettering field size: 40 x 17 mm | white | **US-EMP (40X17)** | **0829437** | 10 |
| 36-section, lettering field size: 44 x 7 mm | white | **US-EMP (44X7)** | **0829438** | 10 |
| 18-section, lettering field size: 49 x 15 mm | white | **US-EMP (49X15)** | **0828780** | 10 |
| | yellow | **US-EMP (49X15) YE** | **0828854** | 10 |
| | silver | **US-EMP (49X15) SR** | **0828855** | 10 |
| 9-section, lettering field size: 60 x 15 mm | white | **US-EMP (60X15)** | **0828781** | 10 |
| | yellow | **US-EMP (60X15) YE** | **0828856** | 10 |
| | silver | **US-EMP (60X15) SR** | **0828857** | 10 |
| 4-section, lettering field size: 60 x 30 mm | white | **US-EMP (60X30)** | **0828782** | 10 |
| | yellow | **US-EMP (60X30) YE** | **0828858** | 10 |
| | silver | **US-EMP (60X30) SR** | **0828859** | 10 |
| 2-section, lettering field size: 85.6 x 54 mm | white | **US-EMP (85,6X54)** | **0828783** | 10 |
| | yellow | **US-EMP (85,6X54) YE** | **0828860** | 10 |
| | silver | **US-EMP (85,6X54) SR** | **0828861** | 10 |
| 9-section, lettering field size: 100 x 15 mm | white | **US-EMP (100X15)** | **0829521** | 10 |
| | yellow | **US-EMP (100X15) YE** | **0829522** | 10 |
| | silver | **US-EMP (100X15) SR** | **0829523** | 10 |

### Accessories

| | | | |
|---|---|---|---|
| **Magazine,** for THERMOMARK CARD..., for accommodating all US–... materials | **THERMOMARK CARD-US-MAG1** | **5146451** | 1 |

## UniSheet device marking that can be snapped into marker carriers

– All US-EMP ... device markers can also be supplied labeled according to customer requirements

**Notes:**

For matching label frames, see page 296.

**Labeled according to customer specifications**

### Technical data

| | | |
|---|---|---|
| **General data** | | |
| Material | | PVC |
| Inflammability class according to UL 94 | | V0 |
| Temperature range | [°C] | -30 ... 80 |
| Wipe resistance | | DIN EN 61010-1 (VDE 0411-1) |
| Components | | Silicone-free |

### Ordering data

| Description | Color | Type | Order No. | Pcs. / Pkt. |
|---|---|---|---|---|
| **UniSheet,** with self-adhesive plastic labels, 0.5 mm thick, **labeled acc. to customer specifications** | | | | |
| 54-section, lettering field size: 17 x 15 mm | white | **US-EMP (17X15) CUS** | **0830025** | 1 |
| | yellow | **US-EMP (17X15) YE CUS** | **0830026** | 1 |
| | silver | **US-EMP (17X15) SR CUS** | **0830027** | 1 |
| 70-section, lettering field size: 20 x 9 mm | white | **US-EMP (20X9) CUS** | **0830028** | 1 |
| 84-section, lettering field size: 25 x 6 mm | white | **US-EMP (25X6)-1 CUS** | **0802755** | 1 |
| 84-section, lettering field size: 26 x 6 mm | white | **US-EMP (25X6) CUS** | **0830029** | 1 |
| 51-section, lettering field size: 27 x 8 mm | white | **US-EMP (27X8) CUS** | **0830030** | 1 |
| | yellow | **US-EMP (27X8) YE CUS** | **0830031** | 1 |
| | silver | **US-EMP (27X8) SR CUS** | **0830032** | 1 |
| 30-section, lettering field size: 27 x 12.5 mm | white | **US-EMP (27X12,5) CUS** | **0830033** | 1 |
| | yellow | **US-EMP (27X12,5) YE CUS** | **0830034** | 1 |
| | silver | **US-EMP (27X12,5) SR CUS** | **0830035** | 1 |
| 27-section, lettering field size: 27 x 15 mm | white | **US-EMP (27X15) CUS** | **0830036** | 1 |
| | yellow | **US-EMP (27X15) YE CUS** | **0830037** | 1 |
| | silver | **US-EMP (27X15) SR CUS** | **0830038** | 1 |
| 21-section, lettering field size: 27 x 18 mm | white | **US-EMP (27X18) CUS** | **0830039** | 1 |
| | yellow | **US-EMP (27X18) YE CUS** | **0830040** | 1 |
| | silver | **US-EMP (27X18) SR CUS** | **0830041** | 1 |
| 15-section, lettering field size: 27 x 27 mm | white | **US-EMP (27X27) CUS** | **0830042** | 1 |
| | yellow | **US-EMP (27X27) YE CUS** | **0830043** | 1 |
| | silver | **US-EMP (27X27) SR CUS** | **0830044** | 1 |
| 48-section, lettering field size: 29 x 8 mm | white | **US-EMP (29X8) CUS** | **0830045** | 1 |
| | yellow | **US-EMP (29X8) YE CUS** | **0830046** | 1 |
| 16-section, lettering field size: 40 x 17 mm | white | **US-EMP (40X17) CUS** | **0830047** | 1 |
| 36-section, lettering field size: 44 x 7 mm | white | **US-EMP (44X7) CUS** | **0830048** | 1 |
| 18-section, lettering field size: 49 x 15 mm | white | **US-EMP (49X15) CUS** | **0830049** | 1 |
| | yellow | **US-EMP (49X15) YE CUS** | **0830050** | 1 |
| | silver | **US-EMP (49X15) SR CUS** | **0830051** | 1 |
| 9-section, lettering field size: 60 x 15 mm | white | **US-EMP (60X15) CUS** | **0830052** | 1 |
| | yellow | **US-EMP (60X15) YE CUS** | **0830053** | 1 |
| | silver | **US-EMP (60X15) SR CUS** | **0830054** | 1 |
| 4-section, lettering field size: 60 x 30 mm | white | **US-EMP (60X30) CUS** | **0830055** | 1 |
| | yellow | **US-EMP (60X30) YE CUS** | **0830056** | 1 |
| | silver | **US-EMP (60X30) SR CUS** | **0830057** | 1 |
| 2-section, lettering field size: 85.6 x 54 mm | white | **US-EMP (85,6X54) CUS** | **0830058** | 1 |
| | yellow | **US-EMP (85,6X54) YE CUS** | **0830059** | 1 |
| | silver | **US-EMP (85,6X54) SR CUS** | **0830060** | 1 |
| 9-section, lettering field size: 100 x 15 mm | white | **US-EMP (100X15) CUS** | **0830061** | 1 |
| | yellow | **US-EMP (100X15) YE CUS** | **0830062** | 1 |
| | silver | **US-EMP (100X15) SR CUS** | **0830063** | 1 |

## UniSheet device marking that can be snapped into marker carriers




The US−EMP ... UniSheet device markers can be easily and individually snapped into the CARRIER(/L)−EMP (1000X15)... marker profile. They offer the following advantages and are suitable for the following:

– Device marking
– Module marking
– Switchgear marking
– The labels are available in different sizes corresponding to common device pitch measurements
– The markers, which are supplied in uniform sheets, can be printed onto quickly, easily, and cost-effectively using the THERMOMARK CARD
– The perforated markers are easy to separate and can be easily fitted
– The sheets provide space for including function texts

### Marking of power circuit breakers, for example:

– 8.8 x 15 mm for ABB, Schneider Electric
– 17 x 15 mm for ABB, Hager, Legrand
– 35 x 15 mm for ABB, Legrand, Schneider Electric
– 52.5 x 15 mm for ABB, Legrand, Schneider Electric
– 70 x 15 mm for Legrand, Schneider Electric

Can be printed with:

**Thermal transfer for sheets and cards**

**Unlabeled**

### Technical data

| | | |
|---|---|---|
| **General data** | | |
| Can be printed with: | | THERMOMARK CARD PLUS • THERMOMARK CARD |
| Material | | PVC |
| Inflammability class according to UL 94 | | V0 |
| Temperature range | [°C] | -30 ... 80 |
| Wipe resistance | | DIN EN 61010-1 (VDE 0411-1) |
| Components | | Silicone-free |

### Ordering data

| Description | Color | Type | Order No. | Pcs. / Pkt. |
|---|---|---|---|---|
| **UniSheet,** 0.5 mm thick, can be labeled with THERMOMARK CARD | | | | |
| 88-section, lettering field size: 8.8 x 15 mm | white | **US-EMP (8,8X15)** | **0830293** | 10 |
| | yellow | **US-EMP (8,8X15) YE** | **0830426** | 10 |
| | red | **US-EMP (8,8X15) RD** | **0830428** | 10 |
| | silver | **US-EMP (8,8X15) SR** | **0830427** | 10 |
| 54-section, lettering field size: 17 x 15 mm | white | **US-EMP (17X15)** | **0828774** | 10 |
| | yellow | **US-EMP (17X15) YE** | **0828842** | 10 |
| | silver | **US-EMP (17X15) SR** | **0828843** | 10 |
| 27-section, lettering field size: 27 x 15 mm | white | **US-EMP (27X15)** | **0828777** | 10 |
| | yellow | **US-EMP (27X15) YE** | **0828848** | 10 |
| | silver | **US-EMP (27X15) SR** | **0828849** | 10 |
| 24-section, lettering field size: 35 x 15 mm | white | **US-EMP (35X15)** | **0830295** | 10 |
| | yellow | **US-EMP (35X15) YE** | **0830307** | 10 |
| | red | **US-EMP (35X15) RD** | **0830309** | 10 |
| | silver | **US-EMP (35X15) SR** | **0830308** | 10 |
| 18-section, lettering field size: 49 x 15 mm | white | **US-EMP (49X15)** | **0828780** | 10 |
| | yellow | **US-EMP (49X15) YE** | **0828854** | 10 |
| | silver | **US-EMP (49X15) SR** | **0828855** | 10 |
| 16-section, lettering field size: 52.5 x 15 mm | white | **US-EMP (52,5X15)** | **0830296** | 10 |
| | yellow | **US-EMP (52,5X15) YE** | **0830310** | 10 |
| | red | **US-EMP (52,5X15) RD** | **0830312** | 10 |
| | silver | **US-EMP (52,5X15) SR** | **0830311** | 10 |
| 9-section, lettering field size: 60 x 15 mm | white | **US-EMP (60X15)** | **0828781** | 10 |
| | yellow | **US-EMP (60X15) YE** | **0828856** | 10 |
| | silver | **US-EMP (60X15) SR** | **0828857** | 10 |
| 8-section, lettering field size: 70 x 15 mm | white | **US-EMP (70X15)** | **0830297** | 10 |
| | yellow | **US-EMP (70X15) YE** | **0830313** | 10 |
| | red | **US-EMP (70X15) RD** | **0830315** | 10 |
| | silver | **US-EMP (70X15) SR** | **0830314** | 10 |
| 9-section, lettering field size: 100 x 15 mm | white | **US-EMP (100X15)** | **0829521** | 10 |
| | yellow | **US-EMP (100X15) YE** | **0829522** | 10 |
| | silver | **US-EMP (100X15) SR** | **0829523** | 10 |

### Accessories

| | | | | |
|---|---|---|---|---|
| **Profile,** for screwing or riveting, 1000 mm long, for accommodating UC-.../US-... and EMT ... material with a height of 15 mm | | | | |
| | gray | **CARRIER-EMP (1000X15) GY** | **0829366** | 25 |
| | transparent | **CARRIER-EMP (1000X15) TR** | **0829530** | 25 |
| **Profile,** self-adhesive, 1000 mm long, for accommodating UC-.../US-... and EMT ... material with a height of 15 mm | | | | |
| | gray | **CARRIER/L-EMP (1000X15) GY** | **0829559** | 25 |
| | transparent | **CARRIER/L-EMP (1000X15) TR** | **0829560** | 25 |
| **CARRIER cover,** 1000 mm long | transparent | **CARRIER-EMP (1000X15) COVER** | **0829520** | 25 |
| **Magazine,** for THERMOMARK CARD..., for accommodating all US−... materials | | **THERMOMARK CARD-US-MAG1** | **5146451** | 1 |

## UniSheet device marking that can be snapped into marker carriers

– All US-EMP ... device markers can also be supplied labeled according to customer requirements

**Notes:**

[1]) For ordering example, see page 359.

**Labeled according to customer specifications**

**Unlabeled or labeled according to customer specifications**

| | | Technical data | Technical data |
|---|---|---|---|
| **General data** | | | |
| Can be printed with: | | - | THERMOMARK ROLL • THERMOMARK ROLL X1 • THERMO-MARK X1.1 • THERMOMARK X1.2 • THERMOMARK S1.1 |
| Material | | PVC | Polyester |
| Inflammability class according to UL 94 | | V0 | V0 |
| Temperature range | [°C] | -30 ... 80 | -40 ... 120 |
| Wipe resistance | | DIN EN 61010-1 (VDE 0411-1) | DIN EN 61010-1 (VDE 0411-1) |
| Components | | Silicone-free | free from silicone and halogen |

| | | Ordering data | | | Ordering data | | |
|---|---|---|---|---|---|---|---|
| Description | Color | Type | Order No. | Pcs. / Pkt. | Type | Order No. | Pcs. / Pkt. |
| **UniSheet,** with self-adhesive plastic labels, 0.5 mm thick, **labeled acc. to customer specifications**[1]) | | | | | | | |
| 88-section, lettering field size: 8.8 x 15 mm | white | **US-EMP (8,8X15) CUS** | **0830349** | 1 | | | |
| | yellow | **US-EMP (8,8X15) YE CUS** | **0830350** | 1 | | | |
| | red | **US-EMP (8,8X15) RD CUS** | **0830352** | 1 | | | |
| | silver | **US-EMP (8,8X15) SR CUS** | **0830351** | 1 | | | |
| 54-section, lettering field size: 17 x 15 mm | white | **US-EMP (17X15) CUS** | **0830025** | 1 | | | |
| | yellow | **US-EMP (17X15) YE CUS** | **0830026** | 1 | | | |
| | silver | **US-EMP (17X15) SR CUS** | **0830027** | 1 | | | |
| 27-section, lettering field size: 27 x 15 mm | white | **US-EMP (27X15) CUS** | **0830036** | 1 | | | |
| | yellow | **US-EMP (27X15) YE CUS** | **0830037** | 1 | | | |
| | silver | **US-EMP (27X15) SR CUS** | **0830038** | 1 | | | |
| 24-section, lettering field size: 35 x 15 mm | white | **US-EMP (35X15) CUS** | **0830353** | 1 | | | |
| | yellow | **US-EMP (35X15) YE CUS** | **0830354** | 1 | | | |
| | red | **US-EMP (35X15) RD CUS** | **0830356** | 1 | | | |
| | silver | **US-EMP (35X15) SR CUS** | **0830355** | 1 | | | |
| 18-section, lettering field size: 49 x 15 mm | white | **US-EMP (49X15) CUS** | **0830049** | 1 | | | |
| | yellow | **US-EMP (49X15) YE CUS** | **0830050** | 1 | | | |
| | silver | **US-EMP (49X15) SR CUS** | **0830051** | 1 | | | |
| 16-section, lettering field size: 52.5 x 15 mm | white | **US-EMP (52,5X15) CUS** | **0830357** | 1 | | | |
| | yellow | **US-EMP (52,5X15) YE CUS** | **0830358** | 1 | | | |
| | red | **US-EMP (52,5X15) RD CUS** | **0830360** | 1 | | | |
| | silver | **US-EMP (52,5X15) SR CUS** | **0830359** | 1 | | | |
| 9-section, lettering field size: 60 x 15 mm | white | **US-EMP (60X15) CUS** | **0830052** | 1 | | | |
| | yellow | **US-EMP (60X15) YE CUS** | **0830053** | 1 | | | |
| | silver | **US-EMP (60X15) SR CUS** | **0830054** | 1 | | | |
| 8-section, lettering field size: 70 x 15 mm | white | **US-EMP (70X15) CUS** | **0830361** | 1 | | | |
| | yellow | **US-EMP (70X15) YE CUS** | **0830362** | 1 | | | |
| | red | **US-EMP (70X15) RD CUS** | **0830364** | 1 | | | |
| | silver | **US-EMP (70X15) SR CUS** | **0830363** | 1 | | | |
| 9-section, lettering field size: 100 x 15 mm | white | **US-EMP (100X15) CUS** | **0830061** | 1 | | | |
| | yellow | **US-EMP (100X15) YE CUS** | **0830062** | 1 | | | |
| | silver | **US-EMP (100X15) SR CUS** | **0830063** | 1 | | | |
| **Insert strips, unprinted,** 1 roll = 50 m, continuous, strip height: 15 mm | white | | | | **EMT (EX15)R** | **0830671** | 1 |
| **Insert strips, unprinted,** 1 roll = 50 m, continuous, strip height: 15 mm, **marked according to customer specifications** | white | | | | **EMT (EX15)R CUS** | **0830395** | 1 |

## UniSheet device marking for screwing or riveting

- The US-EMSP ... UniSheet labeling range includes markers that can be attached using screws or rivets
- The markers, which are supplied in uniform sheets, can be printed onto quickly, easily, and cost-effectively using the THERMOMARK CARD
- The perforated markers are easy to separate and can be easily fitted
- The sheets provide space for including function texts
- Labeling service: Phoenix Contact can custom-label all UniSheet markers in accordance with your requirements

**Notes:**

For corresponding rivets for fixing the US-EMSP ...., see page 370.

[1]) For ordering example, see page 359.

Can be printed with:

**Thermal transfer for sheets and cards**

PRINTED FOR YOU

**Unlabeled or labeled according to customer specifications**

### Technical data

| General data | | |
|---|---|---|
| Can be printed with: | | THERMOMARK CARD PLUS • THERMOMARK CARD |
| Material | | PVC |
| Inflammability class according to UL 94 | | V0 |
| Temperature range | [°C] | -30 ... 80 |
| Wipe resistance | | DIN EN 61010-1 (VDE 0411-1) |
| Components | | Silicone-free |

### Ordering data

| Description | Color | Type | Order No. | Pcs. / Pkt. |
|---|---|---|---|---|
| **UniSheet**, 0.5 mm thick, with mounting holes 3.2 mm in diameter | | | | |
| 4-section, lettering field size: 50 x 30 mm | white | **US-EMSP (50X30)** | **0828786** | 10 |
| | yellow | **US-EMSP (50X30) YE** | **0828927** | 10 |
| | silver | **US-EMSP (50X30) SR** | **0828928** | 10 |
| 2-section, lettering field size: 75.6 x 54 mm | white | **US-EMSP (75,6X54)** | **0828787** | 10 |
| | yellow | **US-EMSP (75,6X54) YE** | **0828929** | 10 |
| | silver | **US-EMSP (75,6X54) SR** | **0828930** | 10 |
| 2-section, lettering field size: 90 x 60 mm | white | **US-EMSP (90X60)** | **0828788** | 10 |
| | yellow | **US-EMSP (90X60) YE** | **0828931** | 10 |
| | silver | **US-EMSP (90X60) SR** | **0828932** | 10 |
| **UniSheet**, 0.5 mm thick, with mounting holes 3.2 mm in diameter, **labeled according to customer specifications**, 4-section, lettering field size: 50 x 30 mm[1]) | white | **US-EMSP (50X30) CUS** | **0830064** | 1 |
| | yellow | **US-EMSP (50X30) YE CUS** | **0830065** | 1 |
| | yellow | **US-EMSP (50X30) SR CUS** | **0830066** | 1 |
| 2-section, lettering field size: 75.6 x 54 mm | white | **US-EMSP (75,6X54) CUS** | **0830067** | 1 |
| | yellow | **US-EMSP (75,6X54) YE CUS** | **0830068** | 1 |
| | silver | **US-EMSP (75,6X54) SR CUS** | **0830069** | 1 |
| 2-section, lettering field size: 90 x 60 mm | white | **US-EMSP (90X60) CUS** | **0830070** | 1 |
| | yellow | **US-EMSP (90X60) YE CUS** | **0830071** | 1 |
| | silver | **US-EMSP (90X60) SR CUS** | **0830072** | 1 |

### Accessories

| | | | |
|---|---|---|---|
| **Magazine,** for THERMOMARK CARD..., for accommodating all US–... materials | **THERMOMARK CARD-US-MAG1** | **5146451** | 1 |

## UniSheet device marking for sticking on and additional screwing or riveting

- The US−EMLSP ... UniSheet labeling range includes adhesive markers which can also be attached with screws or rivets
- The markers, which are supplied in uniform sheets, can be printed onto quickly, easily, and cost-effectively using the THERMOMARK CARD
- The perforated markers are easy to separate and can be easily fitted
- The sheets provide space for including function texts
- Labeling service: Phoenix Contact can custom-label all UniSheet markers in accordance with your requirements

| Notes: |
|---|
| For corresponding rivets for fixing the UC−EMLSP ..., see page 370. |
| For drilling diagrams, visit www.phoenixcontact.net/products. |
| [1]) For ordering example, see page 359. |

Can be printed with:

**Thermal transfer for sheets and cards**

PRINTED FOR YOU

**Unlabeled or labeled according to customer specifications**

### Technical data

| General data | | |
|---|---|---|
| Can be printed with: | | THERMOMARK CARD PLUS • THERMOMARK CARD |
| Material | | PVC |
| Inflammability class according to UL 94 | | V0 |
| Temperature range | [°C] | -30 ... 80 |
| Wipe resistance | | DIN EN 61010-1 (VDE 0411-1) |
| Components | | Silicone-free |

### Ordering data

| Description | Color | Type | Order No. | Pcs. / Pkt. |
|---|---|---|---|---|
| **UniSheet,** with self-adhesive plastic labels, mounting holes with 3.2 mm diameter, 0.5 mm thick | | | | |
| Lettering field size: 28 x 10 mm | white | **US-EMLSP (28X10)** | **0830343** | 10 |
| | yellow | **US-EMLSP (28X10) YE** | **0830344** | 10 |
| | silver | **US-EMLSP (28X10) SR** | **0830329** | 10 |
| **UniSheet,** with self-adhesive plastic labels, mounting holes with 3.2 mm diameter, 0.5 mm thick, **labeled according to customer specifications,** lettering field size: 28 x 10 mm[1]) | white | **US-EMLSP (28X10) CUS** | **0830368** | 1 |
| | yellow | **US-EMLSP (28X10) YE CUS** | **0830369** | 1 |
| | silver | **US-EMLSP (28X10) SR CUS** | **0830370** | 1 |

### Accessories

| | | | | |
|---|---|---|---|---|
| **Magazine,** for THERMOMARK CARD..., for accommodating all US−... materials | | **THERMOMARK CARD-US-MAG1** | **5146451** | 1 |

## UniSheet device marking, stick-on labels

- The US-EML ... UniSheet labeling ranges include markers for marking equipment in switchgear and systems manufacturing
- The markers, which are supplied in uniform sheets, can be printed onto quickly, easily, and cost-effectively using the THERMOMARK CARD
- The perforated markers and labels are easy to separate and can be easily fitted
- When used in conjunction with high-quality ink ribbons, they result in a highly resistant form of labeling that is suitable for harsh environments
- The sheets provide space for including function texts
- The US-EML ... material is UL-listed

Can be printed with:

**Thermal transfer for sheets and cards**

### Technical data

| | | |
|---|---|---|
| **General data** | | |
| Can be printed with: | | THERMOMARK CARD PLUS • THERMOMARK CARD |
| Material | | Polyester |
| Temperature range | [°C] | -40 ... 150 |
| Wipe resistance | | DIN EN 61010-1 (VDE 0411-1) |
| Components | | free from silicone and halogen |

### Ordering data

| Description | Color | Type | Order No. | Pcs. / Pkt. |
|---|---|---|---|---|
| **UniSheet,** with self-adhesive labels | | | | |
| 80-section, lettering field size: 17.5 x 8 mm | white | **US-EML (17,5X8)** | **0800461** | 10 |
| | yellow | **US-EML (17,5X8) YE** | **0800463** | 10 |
| 64-section, lettering field size: 20 x 8 mm | white | **US-EML (20X8)** | **0800458** | 10 |
| | yellow | **US-EML (20X8) YE** | **0800460** | 10 |
| 34-section, lettering field size: 104 x 3.8 mm | white | **US-EML (104X3,8)** | **0800464** | 10 |
| 1-section, lettering field size: 104 x 140 mm | white | **US-EML (104X140)** | **0800465** | 10 |
| | yellow | **US-EML (104X140) YE** | **0800467** | 10 |
| | silver | **US-EML (104X140) SR** | **0800466** | 10 |

### Accessories

| | | | |
|---|---|---|---|
| **Magazine,** for THERMOMARK CARD..., for accommodating all US–... materials | **THERMOMARK CARD-US-MAG1** | **5146451** | 1 |

## UniSheet - stick-on combi labels, unprinted

The unlabeled US-EMLF ... combi labels on US ... cards allow you to create custom information signs. A variety of symbols which conform to ISO 7010 are available in the CLIP PROJECT software. The markers offer the following features:

– High adhesive strength
– Suitable for indoor and outdoor use
– The markers conform to the ISO 7010 international standard
– The markers can be printed in various colors with the THERMOMARK CARD PLUS
– When used in conjunction with high-quality ink ribbons, a resistant form of labeling is produced, which is even suitable for harsh environments
– The markers, which are supplied in uniform sheets, can be labeled quickly, easily, and cost-effectively using the THERMOMARK CARD PLUS
– The format automatically ensures printing with a high level of positional accuracy
– The perforated markers are easy to separate

**Notes:**

[1]) For ordering example, see page 359.

Can be printed with:

**Thermal transfer for sheets and cards**

PRINTED FOR YOU

**Unlabeled or labeled according to customer specifications**

### Technical data

| General data | |
|---|---|
| Can be printed with: | THERMOMARK CARD PLUS • THERMOMARK CARD |
| Material | PVC |
| Temperature range [°C] | -40 ... 90 |
| Wipe resistance | DIN EN 61010-1 (VDE 0411-1) |
| Components | Silicone-free |

### Ordering data

| Description | Color | Type | Order No. | Pcs. / Pkt. |
|---|---|---|---|---|
| **UniSheet,** with self-adhesive labels, 2-section, lettering field size: 104 x 70 mm | | | | |
| | white | **US-EMLF (104X70)** | **1014294** | 10 |
| | yellow | **US-EMLF (104X70) YE** | **1014295** | 10 |
| | blue | **US-EMLF (104X70) BU** | **1014296** | 10 |
| **UniSheet,** with self-adhesive labels, 1-section, lettering field size: 104 x 140 mm | | | | |
| | white | **US-EMLF (104X140)** | **1014291** | 10 |
| | yellow | **US-EMLF (104X140) YE** | **1014292** | 10 |
| | blue | **US-EMLF (104X140) BU** | **1014293** | 10 |
| **UniSheet,** with self-adhesive labels, **labeled according to customer specifications,** 2-section, lettering field size: 104 x 70 mm[1]) | | | | |
| | white | **US-EMLF (104X70) CUS** | **1014300** | 1 |
| | yellow | **US-EMLF (104X70) YE CUS** | **1014301** | 1 |
| | blue | **US-EMLF (104X70) BU CUS** | **1014302** | 1 |
| **UniSheet,** with self-adhesive labels, **labeled according to customer specifications,** 1-section, lettering field size: 104 x 140 mm[1]) | | | | |
| | white | **US-EMLF (104X140) CUS** | **1014297** | 1 |
| | yellow | **US-EMLF (104X140) YE CUS** | **1014298** | 1 |
| | blue | **US-EMLF (104X140) BU CUS** | **1014299** | 1 |

### Accessories

| | | | | |
|---|---|---|---|---|
| **Magazine,** for THERMOMARK CARD..., for accommodating all US–... materials | | **THERMOMARK CARD-US-MAG1** | **5146451** | 1 |
| **Segmented ink ribbon,** length: 60 m, width: 110 mm two segments in colors | | | | |
| | black/red | **TM-RIBBON 110-TC BK/RD** | **1014403** | 1 |
| three segments in colors | black/red/yellow | **TM-RIBBON 110-TC BK/RD/YE** | **1014404** | 1 |
| four segments in colors | black/red/blue/yellow | **TM-RIBBON 110-TC BK/RD/BU/YE** | **1014405** | 1 |

## Stick-on device marking

- EML ... self-adhesive device markers have been specially developed to allow the marking of various types of operating equipment in control, system, and control cabinet engineering applications
- Precise printing quality and good adhesive properties
- If high-quality ink ribbons are used, the labeling is resistant to solvents, making it suitable for use even under harsh industrial conditions
- A wide range of marker sizes and colors is available for custom designs
- The special packaging protects rolls that have already been started from the dirt found in industrial environments
- The EML ... materials are UL-listed
- **Designation example:**
  **EML (10X4)R…**
  Lettering field size: 10 x 4 mm
  Type of packaging: roll

| Notes: |
|---|
| The THERMOMARK ROLL–ERH external media hub is required for RL rolls, see Printers on page 38. |
| For additional label sizes, see the product area on our website at www.phoenixcontact.net/products. |

Can be printed with:

**Thermal transfer for rolls**

**Unlabeled, white**

### Technical data

| General data | | |
|---|---|---|
| Can be printed with: | | THERMOMARK ROLL • THERMOMARK ROLL X1 • THERMOMARK X1.1 • THERMOMARK X1.2 • THERMOMARK S1.1 |
| Material | | Polyester |
| Temperature range | [°C] | -40 ... 150 |
| Wipe resistance | | DIN EN 61010-1 (VDE 0411-1) |
| Components | | free from silicone and halogen |

### Ordering data

| Description | Color | Type | Order No. | Pcs. / Pkt. |
|---|---|---|---|---|
| **Labels** | | | | |
| 10,000 labels p. roll | | **EML (10X4)R** | **0815583** | 1 |
| 10,000 labels p. roll | | **EML (10X7)R** | **0816663** | 1 |
| 2500 labels p. roll | | | | |
| 2500 labels p. roll | | **EML (15X9)R** | **0815677** | 1 |
| 2500 labels p. roll | | **EML (16,5X5)R** | **0816702** | 1 |
| 10,000 labels p. roll | | **EML (16X7)R** | **0818001** | 1 |
| 2500 labels p. roll | | **EML (17,5X8)R** | **0816744** | 1 |
| 2500 labels p. roll | | **EML (19X6)R** | **0816760** | 1 |
| 2500 labels p. roll | | | | |
| 2500 labels p. roll | | **EML (20X8)R** | **0816786** | 1 |
| 2500 labels p. roll | | | | |
| 2500 labels p. roll | | **EML (25,4X12,7)R** | **0816825** | 1 |
| 2500 labels p. roll | | | | |
| 2500 labels p. roll | | | | |
| 2500 labels p. roll | | | | |
| 2500 labels p. roll | | | | |
| 1000 labels p. roll | | | | |
| 2500 labels p. roll | | **EML (30X20)R** | **0816922** | 1 |
| 2500 labels p. roll | | **EML (38X17)R** | **0816951** | 1 |
| 1000 labels p. roll | | **EML (40X8)R** | **0816980** | 1 |
| 1000 labels p. roll | | | | |
| 1000 labels p. roll | | **EML (40X25)R** | **0818027** | 1 |
| 1000 labels p. roll | | **EML (51X25)R** | **0817028** | 1 |
| 1000 labels p. roll | | **EML (70X32)R** | **0817060** | 1 |
| 400 labels p. roll | | **EML (70X50)R** | **0817099** | 1 |
| 2500 labels p. roll | | **EML (90X5)R** | **0817109** | 1 |
| 300 labels p. roll | | **EML (100X40)R** | **0800286** | 1 |
| 300 labels p. roll | | **EML (100X73)R** | **0817125** | 1 |
| 250 labels p. roll | | **EML (100X90)R** | **0817154** | 1 |
| **Labels,** on large roll | | | | |
| 10,000 labels p. roll | | **EML (16,5X5)RL** | **0816113** | 1 |
| 10,000 labels p. roll | | | | |
| 10,000 labels p. roll | | **EML (25,4X12,7)RL** | **0816087** | 1 |
| 10,000 labels p. roll | | **EML (38,1X19)RL** | **0816171** | 1 |
| 3000 labels p. roll | | **EML (50,8X25,4)RL** | **0816184** | 1 |
| 3000 labels p. roll | | **EML (69,8X31,8)RL** | **0816197** | 1 |
| 2500 labels p. roll | | | | |
| 1000 labels p. roll | | | | |
| **Labels,** round, 17.5 mm diameter | | | | |
| 2500 labels p. roll | | **EML (D17,5)R** | **0815774** | 1 |
| **Continuous labels,** on large roll | | | | |
| Width: 37 mm, length: 90 m | transparent | **EML (37XE)RL TR** | **0815716** | 1 |
| **Continuous labels**, on large roll, length: 90 m | | | | |
| Width: 100 mm, length: 90 m | | | | |

Unlabeled, yellow

Unlabeled, silver

## Technical data

THERMOMARK ROLL • THERMOMARK ROLL X1 • THERMOMARK X1.1 • THERMOMARK X1.2 • THERMOMARK S1.1
Polyester
-40 ... 150
DIN EN 61010-1 (VDE 0411-1)
free from silicone and halogen

## Ordering data

| Type | Order No. | Pcs. / Pkt. |
|---|---|---|
| EML (10X7)R YE | 0816676 | 1 |
| EML (15X6) R YE | 0819288 | 1 |
| EML (15X9)R YE | 0816045 | 1 |
| EML (16,5X5)R YE | 0816728 | 1 |
| EML (16X7)R YE | 0816731 | 1 |
| EML (17,5X8)R YE | 0816757 | 1 |
| EML (20X7)R YE | 0816773 | 1 |
| EML (20X8)R YE | 0816799 | 1 |
| EML (25,4X12,7)R YE | 0816838 | 1 |
| EML (26,5X17,5)R YE | 0816896 | 1 |
| EML (30X20)R YE | 0816935 | 1 |
| EML (40X25)R YE | 0816977 | 1 |
| EML (51X25)R YE | 0817031 | 1 |
| EML (70X32)R YE | 0817073 | 1 |
| EML (100X73)R YE | 0817138 | 1 |
| EML (16,5X5)RL YE | 0816126 | 1 |
| EML (17,5X8)RL YE | 0816139 | 1 |
| EML (18X7)RL YE | 0802733 | 1 |
| EML (76,2X6,5)RL YE | 0816207 | 1 |

## Technical data

THERMOMARK ROLL • THERMOMARK ROLL X1 • THERMOMARK X1.1 • THERMOMARK X1.2 • THERMOMARK S1.1
Polyester
-40 ... 150
DIN EN 61010-1 (VDE 0411-1)
free from silicone and halogen

## Ordering data

| Type | Order No. | Pcs. / Pkt. |
|---|---|---|
| EML (15X9)R SR | 0816032 | 1 |
| EML (21,5X21,5)R SR | 0816812 | 1 |
| EML (26,5X7,5)R SR | 0816841 | 1 |
| EML (26,5X12)R SR | 0816854 | 1 |
| EML (26,5X17,5)R SR | 0816883 | 1 |
| EML (26,5X18,5)R SR | 0816906 | 1 |
| EML (26,5X26,5)R SR | 0816919 | 1 |
| EML (40X15)R SR | 0815729 | 1 |
| EML (51X25)R SR | 0817002 | 1 |
| EML (70X32)R SR | 0817057 | 1 |
| EML (70X50)R SR | 0817086 | 1 |
| EML (100X40)R SR | 0802697 | 1 |
| EML (100X73)R SR | 0817112 | 1 |
| EML (100X90)R SR | 0817141 | 1 |
| EML (101,6X25,4)RL SR | 0815790 | 1 |
| EML (100XE)RL SR | 0815787 | 1 |

## Stick-on device marking

**Labeled acc. to customer specifications, white**

- All EML ... labels can also be supplied labeled according to customer requirements
- The EML ... materials are UL-listed
- **Designation example: EML (10X4)R…**
  Lettering field size: 10 x 4 mm

| Notes: |
|---|
| For additional label sizes, visit www.phoenixcontact.net/products. |
| [1]) For ordering example, see page 359. |

### Technical data

| General data | | |
|---|---|---|
| Material | | Polyester |
| Temperature range | [°C] | -40 ... 150 |
| Wipe resistance | | DIN EN 61010-1 (VDE 0411-1) |
| Components | | free from silicone and halogen |

### Ordering data

| Description | Type | Order No. | Pcs. / Pkt. |
|---|---|---|---|
| **Labels, labeled according to customer requirements**[1]) | | | |
| 8 labels per strip | **EML (10X4)R CUS** | **0824289** | 1 |
| 8 labels per strip | **EML (10X7)R CUS** | **0824290** | 1 |
| 8 labels per strip | | | |
| 8 labels per strip | **EML (15X9)R CUS** | **0824294** | 1 |
| 5 labels per strip | **EML (16,5X5)R CUS** | **0824297** | 1 |
| 5 labels per strip | **EML (16X7)R CUS** | **0824301** | 1 |
| 5 labels per strip | **EML (17,5X8)R CUS** | **0824303** | 1 |
| 4 labels per strip | **EML (19X6)R CUS** | **0824306** | 1 |
| 4 labels per strip | | | |
| 4 labels per strip | **EML (20X8)R CUS** | **0824309** | 1 |
| 4 labels per strip | | | |
| 3 labels per strip | **EML (25,4X12,7)R CUS** | **0824313** | 1 |
| 3 labels per strip | | | |
| 3 labels per strip | | | |
| 3 labels per strip | | | |
| 3 labels per strip | | | |
| 3 labels per strip | | | |
| 3 labels per strip | **EML (30X20)R CUS** | **0824323** | 1 |
| 2 labels per strip | **EML (38X17)R CUS** | **0824328** | 1 |
| 2 labels per strip | **EML (40X8)R CUS** | **0824332** | 1 |
| 2 labels per strip | | | |
| 2 labels per strip | **EML (40X25)R CUS** | **0824330** | 1 |
| 2 labels per strip | **EML (51X25)R CUS** | **0824335** | 1 |
| 1 label per strip | **EML (70X32)R CUS** | **0824340** | 1 |
| 1 label per strip | **EML (70X50)R CUS** | **0824343** | 1 |
| 1 label per strip | **EML (90X5)R CUS** | **0824346** | 1 |
| 1 label per strip | **EML (100X40)R CUS** | **0802698** | 1 |
| 1 label per strip | **EML (100X73)R CUS** | **0824282** | 1 |
| 1 label per strip | **EML (100X90)R CUS** | **0824285** | 1 |
| **Labels, labeled according to customer requirements**[1]) | | | |
| 2 labels per strip | **EML (38,1X19)RL CUS** | **0824327** | 1 |
| 1 label per strip | **EML (50,8X25,4)RL CUS** | **0824333** | 1 |
| 1 label per strip | **EML (69,8X31,8)RL CUS** | **0824339** | 1 |
| 4 labels per strip | | | |
| 1 label per strip | | | |
| 1 label per strip | | | |
| **Labels**, round, 17.5 mm diameter, **labeled acc. to customer specifications**[1]) | | | |
| 4 labels per strip | **EML (D17,5)R CUS** | **0824347** | 1 |

PRINTED FOR YOU

**Labeled acc. to customer specifications, yellow**

## Technical data

Polyester
-40 ... 150
DIN EN 61010-1 (VDE 0411-1)
free from silicone and halogen

## Ordering data

| Type | Order No. | Pcs. / Pkt. |
|---|---|---|
| EML (10X7)R YE CUS | 0824291 | 1 |
| EML (15X6) R YE CUS | 0824348 | 1 |
| EML (15X9)R YE CUS | 0824296 | 1 |
| EML (16,5X5)R YE CUS | 0824298 | 1 |
| EML (16X7)R YE CUS | 0824302 | 1 |
| EML (17,5X8)R YE CUS | 0824304 | 1 |
| EML (20X7)R YE CUS | 0824308 | 1 |
| EML (20X8)R YE CUS | 0824310 | 1 |
| EML (25,4X12,7)R YE CUS | 0824314 | 1 |
| EML (26,5X17,5)R YE CUS | 0824319 | 1 |
| EML (30X20)R YE CUS | 0824324 | 1 |
| EML (40X25)R YE CUS | 0824331 | 1 |
| EML (51X25)R YE CUS | 0824337 | 1 |
| EML (70X32)R YE CUS | 0824342 | 1 |
| EML (100X73)R YE CUS | 0824284 | 1 |
| EML (18X7)RL YE CUS | 0802734 | 1 |
| EML (76,2X6,5)RL YE CUS | 0824345 | 1 |

PRINTED FOR YOU

**Labeled acc. to customer specifications, silver**

## Technical data

Polyester
-40 ... 150
DIN EN 61010-1 (VDE 0411-1)
free from silicone and halogen

## Ordering data

| Type | Order No. | Pcs. / Pkt. |
|---|---|---|
| EML (15X9)R SR CUS | 0824295 | 1 |
| EML (21,5X21,5)R SR CUS | 0824312 | 1 |
| EML (26,5X7,5)R SR CUS | 0824322 | 1 |
| EML (26,5X12)R SR CUS | 0824315 | 1 |
| EML (26,5X17,5)R SR CUS | 0824318 | 1 |
| EML (26,5X18,5)R SR CUS | 0824320 | 1 |
| EML (26,5X26,5)R SR CUS | 0824321 | 1 |
| EML (40X15)R SR CUS | 0824329 | 1 |
| EML (51X25)R SR CUS | 0824336 | 1 |
| EML (70X32)R SR CUS | 0824341 | 1 |
| EML (70X50)R SR CUS | 0824344 | 1 |
| EML (100X40)R SR CUS | 0828993 | 1 |
| EML (100X73)R SR CUS | 0824283 | 1 |
| EML (100X90)R SR CUS | 0824286 | 1 |
| EML (101,6X25,4)RL SR CUS | 0824288 | 1 |

## Stick-on device marking

- The EMLP ... self-adhesive markers meet the same standards as the engraved labels
- Quick and cost-effective labeling with THERMOMARK ... printers
- High-quality appearance
- High level of resistance to chemical and mechanical effects
- Primarily used for marking electrical components, devices, and buttons
- **Designation example: EMLP(13x9)R**
  Lettering field size: 13 x 9 mm
  Type of packaging: roll
- Labeling service: Phoenix Contact can custom-label all EMLP ... markers in accordance with your requirements

**Notes:**

[1]) For ordering example, see page 359.

Can be printed with:

**Thermal transfer for rolls**

**Unlabeled or labeled according to customer specifications**

### Technical data

| | | |
|---|---|---|
| **General data** | | |
| Can be printed with: | | THERMOMARK ROLL • THERMOMARK ROLL X1 • THERMOMARK X1.1 • THERMOMARK X1.2 • THERMOMARK S1.1 |
| Material | | Polyester |
| Temperature range | [°C] | -40 ... 120 |
| Wipe resistance | | DIN EN 61010-1 (VDE 0411-1) |
| Components | | free from silicone and halogen |

### Ordering data

| Description | Color | Type | Order No. | Pcs. / Pkt. |
|---|---|---|---|---|
| **Markers** | | | | |
| 500 markers p. roll | white | **EMLP (13X9)R** | **0819453** | 1 |
| 500 markers p. roll | white | **EMLP (17X7)R** | **0826844** | 1 |
| 500 markers p. roll | white | **EMLP (17,5X12)R** | **0819466** | 1 |
| 3000 markers p. roll | white | **EMLP (17,5X15)R** | **0802684** | 1 |
| 500 markers p. roll | white | **EMLP (20X7)R** | **0819479** | 1 |
| 500 markers p. roll | white | **EMLP (20X8)R** | **0819482** | 1 |
| 500 markers p. roll | white | **EMLP (22X12)R** | **0819495** | 1 |
| 500 markers p. roll | white | **EMLP (45X15)R** | **0801820** | 1 |
| 500 markers p. roll | white | **EMLP (45X25)R** | **0802727** | 1 |
| 250 markers p. roll | white | **EMLP (60X30)R** | **0819505** | 1 |
| 500 markers p. roll | white | **EMLP (65X25)R** | **0802728** | 1 |
| 3000 markers p. roll | silver | **EMLP (17,5X15)R SR** | **0802685** | 1 |
| 500 markers p. roll | silver | **EMLP (27X8)R SR** | **0819518** | 1 |
| 500 markers p. roll | silver | **EMLP (27X12,5)R SR** | **0819521** | 1 |
| 500 markers p. roll | silver | **EMLP (27X18)R SR** | **0819534** | 1 |
| 500 markers p. roll | silver | **EMLP (22X22)R SR** | **0825528** | 1 |
| 500 markers p. roll | silver | **EMLP (27X27)R SR** | **0827467** | 1 |
| 500 markers p. roll | silver | **EMLP (45X15)R SR** | **0819547** | 1 |
| 250 markers p. roll | silver | **EMLP (60X30)R SR** | **0801729** | 1 |
| **Markers, labeled acc. to customer specifications**[1]) | | | | |
| 4 markers per strip | white | **EMLP (13X9)R CUS** | **0824354** | 1 |
| 2 markers per strip | white | **EMLP (17X7)R CUS** | **0827083** | 1 |
| 2 markers per strip | white | **EMLP (17,5X12)R CUS** | **0824355** | 1 |
| 6 markers per strip | white | **EMLP (17,5X15)R CUS** | **0802690** | 1 |
| 2 markers per strip | white | **EMLP (20X7)R CUS** | **0824356** | 1 |
| 2 markers per strip | white | **EMLP (20X8)R CUS** | **0824357** | 1 |
| 2 markers per strip | white | **EMLP (22X12)R CUS** | **0824358** | 1 |
| 1 marker per strip | white | **EMLP (45X15)R CUS** | **0828990** | 1 |
| 1 marker per strip | white | **EMLP (45X25)R CUS** | **0802730** | 1 |
| 1 marker per strip | white | **EMLP (60X30)R CUS** | **0824363** | 1 |
| 1 marker per strip | white | **EMLP (65X25)R CUS** | **0802731** | 1 |
| 6 markers per strip | silver | **EMLP (17,5X15)R SR CUS** | **0802691** | 1 |
| 2 markers per strip | silver | **EMLP (22X22)R SR CUS** | **0827475** | 1 |
| 2 markers per strip | silver | **EMLP (27X8)R SR CUS** | **0824361** | 1 |
| 2 markers per strip | silver | **EMLP (27X12,5)R SR CUS** | **0824359** | 1 |
| 2 markers per strip | silver | **EMLP (27X18)R SR CUS** | **0824360** | 1 |
| 2 markers per strip | silver | **EMLP (27X27)R SR CUS** | **0827469** | 1 |
| 2 markers per strip | silver | **EMLP (45X15)R SR CUS** | **0824362** | 1 |
| 1 marker per strip | silver | **EMLP (60X30)R SR CUS** | **0830398** | 1 |

## Stick-on device marking, continuous

- The EMLP Ex... self-adhesive continuous markers are equivalent to engraved labels
- Quick and cost-effective labeling with THERMOMARK ... printers
- High-quality appearance
- High level of resistance to chemical and mechanical effects
- Primarily used for marking electrical components, devices, and buttons
- **Designation example: EMLP(13x9)R**
  Lettering field size: 13 x 9 mm
  Type of packaging: roll
- Labeling service: Phoenix Contact can custom-label all EMLP ... markers in accordance with your requirements

**Notes:**

[1]) For ordering example, see page 359.

Can be printed with:

**Thermal transfer for rolls**

PRINTED FOR YOU

**Unlabeled or labeled according to customer specifications**

### Technical data

| | | |
|---|---|---|
| **General data** | | |
| Can be printed with: | | THERMOMARK ROLL • THERMOMARK ROLL X1 • THERMOMARK X1.1 • THERMOMARK X1.2 • THERMOMARK S1.1 |
| Material | | Polyester |
| Temperature range | [°C] | -40 ... 120 |
| Wipe resistance | | DIN EN 61010-1 (VDE 0411-1) |
| Components | | free from silicone and halogen |

### Ordering data

| Description | Color | Type | Order No. | Pcs. / Pkt. |
|---|---|---|---|---|
| **Continuous roll** | | | | |
| Width: 15 mm, length: 40 m | white | **EMLP (EX15)R** | **0802686** | 1 |
| Width: 30 mm, length: 40 m | white | **EMLP (EX30)R** | **0802688** | 1 |
| Width: 15 mm, length: 40 m | silver | **EMLP (EX15)R SR** | **0802687** | 1 |
| Width: 30 mm, length: 40 m | silver | **EMLP (EX30)R SR** | **0802689** | 1 |
| **Continuous roll, labeled according to customer specifications**[1]) | | | | |
| Width: 15 mm, length: 40 m | white | **EMLP (EX15)R CUS** | **0802692** | 1 |
| Width: 30 mm, length: 40 m | white | **EMLP (EX30)R CUS** | **0802695** | 1 |
| Width: 15 mm, length: 40 m | silver | **EMLP (EX15)R SR CUS** | **0802694** | 1 |
| Width: 30 mm, length: 40 m | silver | **EMLP (EX30)R SR CUS** | **0802696** | 1 |

## Stick-on device marking, for 24 mm buttons

- The EMLP 24 ... self-adhesive markers are ideal for marking electrical buttons
- Quick and cost-effective labeling with THERMOMARK ... printers
- High-quality appearance
- High level of resistance to chemical and mechanical effects
- Labeling service: Phoenix Contact can custom-label all EMLP ... markers in accordance with your requirements

**Notes:**

[1]) For ordering example, see page 359.

Can be printed with:

**Thermal transfer for rolls**

**Unlabeled or labeled according to customer specifications**

### Technical data

| | | |
|---|---|---|
| **General data** | | |
| Can be printed with: | | THERMOMARK ROLL • THERMOMARK ROLL X1 • THERMOMARK X1.1 • THERMOMARK X1.2 • THERMOMARK S1.1 |
| Material | | Polyester |
| Temperature range | [°C] | -40 ... 120 |
| Wipe resistance | | DIN EN 61010-1 (VDE 0411-1) |
| Components | | free from silicone and halogen |

### Ordering data

| Description | Color | Type | Order No. | Pcs. / Pkt. |
|---|---|---|---|---|
| **Markers for 24 mm buttons,** can be labeled with thermal transfer printer | | | | |
| 500 markers p. roll | white | **EMLP 24 (30X12)R** | **0819550** | 1 |
| 500 markers p. roll | silver | **EMLP 24 (30X12)R SR** | **0819563** | 1 |
| 500 markers p. roll | red | **EMLP 24 (30X12)R RD** | **0819576** | 1 |
| 500 markers p. roll | green | **EMLP 24 (30X12)R GN** | **0819589** | 1 |
| **Markers for 24 mm buttons, labeled acc. to customer specifications**[1]) | | | | |
| 2 markers per strip | white | **EMLP 24 (30X12)R CUS** | **0824367** | 1 |
| 2 markers per strip | silver | **EMLP 24 (30X12)R SR CUS** | **0824370** | 1 |
| 2 markers per strip | green | **EMLP 24 (30X12)R GN CUS** | **0824368** | 1 |
| 2 markers per strip | red | **EMLP 24 (30X12)R RD CUS** | **0824369** | 1 |

## Stick-on device marking, for 30 mm buttons

- The EMLP 30 ... self-adhesive markers are ideal for marking electrical buttons
- Quick and cost-effective labeling with THERMOMARK ... printers
- High-quality appearance
- High level of resistance to chemical and mechanical effects
- Labeling service: Phoenix Contact can custom-label all EMLP ... markers in accordance with your requirements

**Notes:**

If using THERMOMARK ROLL,
use the external ROLL-ERH media hub.

Can be printed with:

**Thermal transfer for rolls**

**Unlabeled or labeled according to customer specifications**

### Technical data

| | | |
|---|---|---|
| **General data** | | |
| Can be printed with: | | THERMOMARK ROLL • THERMOMARK ROLL X1 • THERMOMARK X1.1 • THERMOMARK X1.2 • THERMOMARK S1.1 |
| Material | | Polyester |
| Temperature range | [°C] | -40 ... 120 |
| Wipe resistance | | DIN EN 61010-1 (VDE 0411-1) |
| Components | | free from silicone and halogen |

### Ordering data

| Description | Color | Type | Order No. | Pcs. / Pkt. |
|---|---|---|---|---|
| **Markers for 30 mm buttons,** can be labeled with thermal transfer printers | | | | |
| 500 markers p. roll | white | **EMLP 30(45X10)R** | **0801855** | 1 |
| 500 markers p. roll | yellow | **EMLP 30(45X10)R YE** | **0801857** | 1 |
| 500 markers p. roll | black | **EMLP 30(45X10)R BK** | **0801858** | 1 |
| 1 marker per strip | white | **EMLP 30(45X10)R CUS** | **0802007** | 1 |
| 1 marker per strip | yellow | **EMLP 30(45X10)R YE CUS** | **0802008** | 1 |
| 1 marker per strip | yellow | **EMLP 30(45X10)R BK CUS** | **0802009** | 1 |

## Highly flexible PVC stick-on device marking

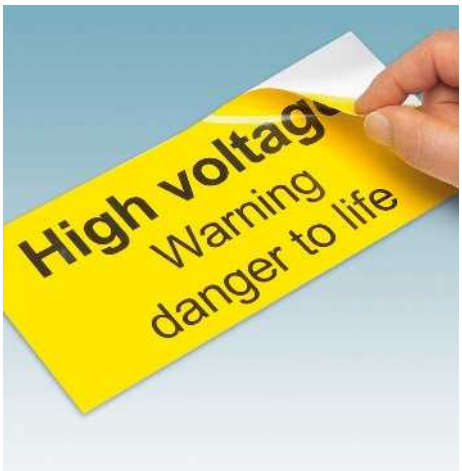


- Highly flexible, soft PVC label that adapts well to uneven surfaces
- Extremely high-quality appearance
- Outdoor-durable for up to eight years when subject to a temperature range of -50°C to 90°C
- Labeling service: Phoenix Contact can custom-label all EMLF ... markers in accordance with your requirements

**Notes:**

[1]) For ordering example, see page 359.

Can be printed with:

**Thermal transfer for rolls**

**Unlabeled or labeled according to customer specifications**

### Technical data

| | | |
|---|---|---|
| **General data** | | |
| Can be printed with: | | THERMOMARK ROLL • THERMOMARK ROLL X1 • THERMOMARK X1.1 • THERMOMARK X1.2 • THERMOMARK S1.1 |
| Material | | PVC |
| Temperature range | [°C] | -40 ... 90 |
| Wipe resistance | | DIN EN 61010-1 (VDE 0411-1) |

### Ordering data

| Description | Color | Type | Order No. | Pcs. / Pkt. |
|---|---|---|---|---|
| **Continuous label,** width: 108 mm, length: 40 m | | | | |
| | white | **EMLF (108XE)R** | **0800549** | 1 |
| | yellow | **EMLF (108XE)R YE** | **0800550** | 1 |
| | silver | **EMLF (108XE)R SR** | **0800551** | 1 |
| | transparent | **EMLF (108XE)R TR** | **0800552** | 1 |
| **Continuous label, labeled acc. to customer specifications**[1]) | | | | |
| | white | **EMLF (108XE)R CUS** | **0830183** | 1 |
| | yellow | **EMLF (108XE)R YE CUS** | **0830184** | 1 |
| | silver | **EMLF (108XE)R SR CUS** | **0830185** | 1 |
| | transparent | **EMLF (108XE)R TR CUS** | **0830186** | 1 |

## Highly flexible stick-on textile foil

- Textile foil with extremely low restoring forces
- Enables labels to be stuck over edges and curves
- Halogen-free material
- Outdoor-durable for one to two years when subject to a temperature range of -40°C to +150°C
- Labeling service: Phoenix Contact can custom-label all EMLC ... markers in accordance with your requirements

**Notes:**

[1]) For ordering example, see page 359.

Can be printed with:

**Thermal transfer for rolls**

PRINTED FOR YOU

**Unlabeled or labeled according to customer specifications**

### Technical data

| | | |
|---|---|---|
| **General data** | | |
| Can be printed with: | | THERMOMARK ROLL • THERMOMARK ROLL X1 • THERMOMARK X1.1 • THERMOMARK X1.2 • THERMOMARK S1.1 |
| Material | | PA |
| Temperature range | [°C] | -40 ... 150 |
| Wipe resistance | | DIN EN 61010-1 (VDE 0411-1) |
| Components | | free from silicone and halogen |

### Ordering data

| Description | Color | Type | Order No. | Pcs. / Pkt. |
|---|---|---|---|---|
| **Fabric label** | | | | |
| 10,000 labels p. roll | white | **EMLC (5,5X20)R** | **0817617** | 1 |
| 5000 labels p. roll | white | **EMLC (5,5X40)R** | **0817620** | 1 |
| 2500 labels p. roll | yellow | **EMLC (15X9)R YE** | **0800236** | 1 |
| 2500 labels p. roll | yellow | **EMLC (17,5X8)R YE** | **0800237** | 1 |
| 2500 labels p. roll | white | **EMLC (20X8)R** | **0815680** | 1 |
| 2500 labels p. roll | yellow | **EMLC (20X8)R YE** | **0800235** | 1 |
| 10,000 labels p. roll | yellow | **EMLC (20X8)RL YE** | **0815800** | 1 |
| 2500 labels p. roll | yellow | **EMLC (25X8)R YE** | **0800240** | 1 |
| 2500 labels p. roll | yellow | **EMLC (25,4X12,7)R YE** | **0800238** | 1 |
| 1000 labels p. roll | yellow | **EMLC (38X17)R YE** | **0800557** | 1 |
| 1000 labels p. roll | white | **EMLC (40X8)R** | **0800554** | 1 |
| 1000 labels p. roll | yellow | **EMLC (40X8)R YE** | **0800555** | 1 |
| 750 labels p. roll | yellow | **EMLC (51X25)R YE** | **0800558** | 1 |
| **Fabric label, labeled according to customer requirements[1])** | | | | |
| 12 labels per strip | white | **EMLC (5,5X20)R CUS** | **0824350** | 1 |
| 12 labels per strip | white | **EMLC (5,5X40)R CUS** | **0824351** | 1 |
| 4 labels per strip | yellow | **EMLC (15X9)R YE CUS** | **0830158** | 1 |
| 5 labels per strip | yellow | **EMLC (17,5X8)R YE CUS** | **0830159** | 1 |
| 4 labels per strip | white | **EMLC (20X8)R CUS** | **0824352** | 1 |
| 4 labels per strip | yellow | **EMLC (20X8)R YE CUS** | **0830157** | 1 |
| 2 labels per strip | yellow | **EMLC (25X8)R YE CUS** | **0830161** | 1 |
| 2 labels per strip | yellow | **EMLC (25,4X12,7)R YE CUS** | **0830160** | 1 |
| 2 labels per strip | white | **EMLC (40X8)R CUS** | **0830162** | 1 |
| 1 label per strip | yellow | **EMLC (40X8)R YE CUS** | **0830163** | 1 |
| 2 labels per strip | yellow | **EMLC (38X17)R YE CUS** | **0830164** | 1 |
| 1 label per strip | yellow | **EMLC (51X25)R YE CUS** | **0830165** | 1 |

## Device marking for sticking onto rough or structured surfaces

The EML−HA ... self-adhesive device markers have excellent adhesive properties on rough, structured, and low-energy surfaces, thanks to their special adhesive.

- Precise printing quality and good adhesive properties
- If high-quality ink ribbons are used, the labeling is resistant to solvents, making it suitable for use even under harsh industrial conditions
- A wide range of different marker sizes is available in white and silver for custom designs
- The special packaging protects rolls that have already been started from the dirt found in industrial environments
- Labeling service: Phoenix Contact can custom-label all EML−HA ... labels according to your requirements
- The labeling material is UL listed
- **Designation example:**
  **EML-HA (15x9)R**
  Lettering field size: 15 x 9 mm
  Type of packaging: roll

**Notes:**

[1]) For ordering example, see page 359.

Can be printed with:

**Thermal transfer for rolls**

**Unlabeled, white**

### Technical data

| | | |
|---|---|---|
| **General data** | | |
| Can be printed with: | | THERMOMARK ROLL • THERMOMARK ROLL X1 • THERMOMARK X1.1 • THERMOMARK X1.2 • THERMOMARK S1.1 |
| Material | | Polyester |
| Temperature range | [°C] | -40 ... 150 |
| Wipe resistance | | DIN EN 61010-1 (VDE 0411-1) |
| Components | | free from silicone and halogen |

### Ordering data

| Description | Type | Order No. | Pcs. / Pkt. |
|---|---|---|---|
| **Label, for rough plastic surfaces,** highly adhesive | | | |
| 2500 labels p. roll | **EML-HA (15X9)R** | **0830600** | 1 |
| 2500 labels p. roll | **EML-HA (19X6)R** | **0830601** | 1 |
| 2500 labels p. roll | **EML-HA (20X20)R** | **0830602** | 1 |
| 2500 labels p. roll | **EML-HA (26,5X12)R** | **0830603** | 1 |
| 2500 labels p. roll | **EML-HA (40X8)R** | **0830604** | 1 |
| 1000 labels p. roll | **EML-HA (40X15)R** | **0830605** | 1 |
| 1000 labels p. roll | **EML-HA (51X25)R** | **0830729** | 1 |
| 1000 labels p. roll | **EML-HA (60X30)R** | **0830606** | 1 |
| 1000 labels p. roll | **EML-HA (70X32)R** | **0830607** | 1 |
| 1000 labels p. roll | **EML-HA (70X50)R** | **0830730** | 1 |
| 250 labels p. roll | **EML-HA (70X150)R** | **0830608** | 1 |
| 1000 labels p. roll | **EML-HA (76X51)R** | **0830609** | 1 |
| 1000 labels p. roll | **EML-HA (85X32)R** | **0830610** | 1 |
| 300 labels p. roll | **EML-HA (100X73)R** | **0830731** | 1 |
| 250 labels p. roll | **EML-HA (100X90)R** | **0830732** | 1 |
| **Label, for rough plastic surfaces,** highly adhesive, **labeled according to customer specifications**[1]) | | | |
| 4 labels per strip | | | |
| 4 labels per strip | | | |
| 4 labels per strip | | | |
| 2 labels per strip | | | |
| 2 labels per strip | | | |
| 2 labels per strip | | | |
| 1 label per strip | | | |
| 1 label per strip | | | |
| 1 label per strip | | | |
| 1 label per strip | | | |
| 1 label per strip | | | |
| 1 label per strip | | | |
| 1 label per strip | | | |
| 1 label per strip | | | |
| 1 label per strip | | | |

Unlabeled, silver

Labeled acc. to customer specifications, white

Labeled acc. to customer specifications, silver

## Technical data

THERMOMARK ROLL • THERMOMARK ROLL X1 • THERMOMARK X1.1 • THERMOMARK X1.2 • THERMOMARK S1.1
Polyester
-40 ... 150
DIN EN 61010-1 (VDE 0411-1)
free from silicone and halogen

## Ordering data

| Type | Order No. | Pcs. / Pkt. |
|---|---|---|
| EML-HA (15X9)R SR | 0830611 | 1 |
| EML-HA (19X6)R SR | 0830612 | 1 |
| EML-HA (20X20)R SR | 0830613 | 1 |
| EML-HA (26,5X12)R SR | 0830614 | 1 |
| EML-HA (40X8)R SR | 0830615 | 1 |
| EML-HA (40X15)R SR | 0830616 | 1 |
| EML-HA (51X25)R SR | 0830733 | 1 |
| EML-HA (60X30)R SR | 0830617 | 1 |
| EML-HA (70X32)R SR | 0830618 | 1 |
| EML-HA (70X50)R SR | 0830734 | 1 |
| EML-HA (70X150)R SR | 0830619 | 1 |
| EML-HA (76X51)R SR | 0830620 | 1 |
| EML-HA (85X32)R SR | 0830621 | 1 |
| EML-HA (100X73)R SR | 0830735 | 1 |
| EML-HA (100X90)R SR | 0830736 | 1 |

## Technical data

-
Polyester
-40 ... 150
DIN EN 61010-1 (VDE 0411-1)
free from silicone and halogen

## Ordering data

| Type | Order No. | Pcs. / Pkt. |
|---|---|---|
| EML-HA (15X9)R CUS | 0830622 | 1 |
| EML-HA (19X6)R CUS | 0830623 | 1 |
| EML-HA (20X20)R CUS | 0830624 | 1 |
| EML-HA (26,5X12)R CUS | 0830625 | 1 |
| EML-HA (40X8)R CUS | 0830626 | 1 |
| EML-HA (40X15)R CUS | 0830627 | 1 |
| EML-HA (51X25)R CUS | 0830737 | 1 |
| EML-HA (60X30)R CUS | 0830628 | 1 |
| EML-HA (70X32)R CUS | 0830629 | 1 |
| EML-HA (70X50)R CUS | 0830738 | 1 |
| EML-HA (70X150)R CUS | 0830630 | 1 |
| EML-HA (76X51)R CUS | 0830631 | 1 |
| EML-HA (85X32)R CUS | 0830632 | 1 |
| EML-HA (100X73)R CUS | 0830739 | 1 |
| EML-HA (100X90)R CUS | 0830740 | 1 |

## Technical data

-
Polyester
-40 ... 150
DIN EN 61010-1 (VDE 0411-1)
free from silicone and halogen

## Ordering data

| Type | Order No. | Pcs. / Pkt. |
|---|---|---|
| EML-HA (15X9)R SR CUS | 0830633 | 1 |
| EML-HA (19X6)R SR CUS | 0830634 | 1 |
| EML-HA (20X20)R SR CUS | 0830635 | 1 |
| EML-HA (26,5X12)R SR CUS | 0830636 | 1 |
| EML-HA (40X8)R SR CUS | 0830637 | 1 |
| EML-HA (40X15)R SR CUS | 0830638 | 1 |
| EML-HA (51X25)R SR CUS | 0830741 | 1 |
| EML-HA (60X30)R SR CUS | 0830639 | 1 |
| EML-HA (70X32)R SR CUS | 0830640 | 1 |
| EML-HA (70X50)R SR CUS | 0830742 | 1 |
| EML-HA (70X150)R SR CUS | 0830641 | 1 |
| EML-HA (76X51)R SR CUS | 0830642 | 1 |
| EML-HA (85X32)R SR CUS | 0830643 | 1 |
| EML-HA (100X73)R SR CUS | 0830743 | 1 |
| EML-HA (100X90)R SR CUS | 0830744 | 1 |

## Stick-on device marking, for high-temperature applications

Can be printed with:

**Thermal transfer for rolls**

**Unlabeled**

- White polyimide labels with high level of temperature resistance
- Continuous temperature range of -40°C to +180°C, up to +300°C temporarily, for up to 60 seconds
- For marking PCBs, can be used in all industrial soldering processes
- High weathering and chemical resistance
- The labeling material is UL listed
- Protection against tampering: the labels cannot be removed without disintegrating
- **Designation example: EML-HT (8x8)R**
  Lettering field size: 8 x 8 mm
  Type of packaging: roll
- Single-web large roll with 8000 or 10,000 labels (see figure below)

**Notes:**

The THERMOMARK–RIBBON 110–EML-HT ink ribbon is required for marking EM-LHT... high-temperature labels, see Printers, page 39.

If large rolls are processed with the THERMOMARK ROLL, the external THERMOMARK ROLL-ERH media hub must be used.

[1]) For ordering example, see page 359.

### Technical data

| | | |
|---|---|---|
| **General data** | | |
| Can be printed with: | | THERMOMARK ROLL • THERMOMARK ROLL X1 • THERMOMARK X1.1 • THERMOMARK X1.2 • THERMOMARK S1.1 |
| Material | | Polyimide |
| Temperature range | [°C] | -40 ... 180 |
| Wipe resistance | | DIN EN 61010-1 (VDE 0411-1) |
| Components | | free from silicone and halogen |

### Ordering data

| Description | Color | Type | Order No. | Pcs. / Pkt. |
|---|---|---|---|---|
| **High-temperature labels** | | | | |
| 4000 labels p. roll | white | **EML-HT (8X8)R** | **0800340** | 1 |
| 4000 labels p. roll | white | **EML-HT (15X6)R** | **0830644** | 1 |
| 4000 labels p. roll | white | **EML-HT (15X15)R** | **0800341** | 1 |
| 4000 labels p. roll | white | **EML-HT (20X7)R** | **0830645** | 1 |
| 4000 labels p. roll | white | **EML-HT (24X4)R** | **0830646** | 1 |
| 4000 labels p. roll | white | **EML-HT (25X8)R** | **0830647** | 1 |
| 2500 labels p. roll | white | **EML-HT (25,4X12,7)R** | **0830648** | 1 |
| 2500 labels p. roll | white | **EML-HT (32X10)R** | **0830649** | 1 |
| 2500 labels p. roll | white | **EML-HT (35X6,5)R** | **0830650** | 1 |
| 1000 labels p. roll | white | **EML-HT (40X15)R** | **0800339** | 1 |
| 2500 labels p. roll | white | **EML-HT (45X5)R** | **0800337** | 1 |
| 1000 labels p. roll | white | **EML-HT (50X10)R** | **0800338** | 1 |
| 1000 labels p. roll, round, 12 mm diameter | white | **EML-HT (D12)R** | **0801376** | 1 |
| **High-temperature labels,** on large roll | | | | |
| 10,000 labels p. roll | white | | | |
| 10,000 labels p. roll | white | | | |
| 8000 labels p. roll | white | | | |
| 10,000 labels p. roll | white | | | |
| 10,000 labels p. roll | white | | | |
| 10,000 labels p. roll | white | | | |
| 10,000 labels p. roll | white | | | |
| 10,000 labels p. roll | white | | | |
| 10,000 labels p. roll | white | | | |
| 8000 labels p. roll | white | | | |
| 10,000 labels p. roll | white | | | |
| 10,000 labels p. roll | white | | | |
| **High-temperature label, labeled acc. to customer specifications**[1]) | | | | |
| 4 labels per strip | white | | | |
| 5 labels per strip | white | | | |
| 4 labels per strip | white | | | |
| 4 labels per strip | white | | | |
| 2 labels per strip | white | | | |
| 2 labels per strip | white | | | |
| 3 labels per strip | white | | | |
| 2 labels per strip | white | | | |
| 2 labels per strip | white | | | |
| 2 labels per strip | white | | | |
| 4 labels per strip | white | | | |
| 1 label per strip | white | | | |

### Accessories

| | | | | |
|---|---|---|---|---|
| **Ink ribbon,** specifically for high-temperature labels, EML-HT... | black | **THERMOMARK-RIBBON 110-EML-HT** | **0800342** | 1 |

Unlabeled, on large roll

Labeled according to customer specifications

## Technical data

THERMOMARK ROLL • THERMOMARK ROLL X1 • THERMOMARK X1.1 • THERMOMARK X1.2 • THERMOMARK S1.1
Polyimide
-40 ... 180
DIN EN 61010-1 (VDE 0411-1)
free from silicone and halogen

## Ordering data

| Type | Order No. | Pcs. / Pkt. |
|---|---|---|
| EML-HT (8X8)RL-T | 0830651 | 1 |
| EML-HT (15X6)RL-T | 0830652 | 1 |
| EML-HT (15X15)RL-T | 0830653 | 1 |
| EML-HT (20X7)RL-T | 0830654 | 1 |
| EML-HT (24X4)RL-T | 0830655 | 1 |
| EML-HT (25X8)RL-T | 0830656 | 1 |
| EML-HT (25,4X12,7)RL-T | 0830657 | 1 |
| EML-HT (32X10)RL-T | 0830658 | 1 |
| EML-HT (35X6,5)RL-T | 0830659 | 1 |
| EML-HT (40X15)RL-T | 0830660 | 1 |
| EML-HT (45X5)RL-T | 0830661 | 1 |
| EML-HT (50X10)RL-T | 0830662 | 1 |

## Accessories

| | | |
|---|---|---|
| THERMOMARK-RIBBON 110-EML-HT | 0800342 | 1 |

## Technical data

-
Polyimide
-40 ... 180
DIN EN 61010-1 (VDE 0411-1)
free from silicone and halogen

## Ordering data

| Type | Order No. | Pcs. / Pkt. |
|---|---|---|
| EML-HT (8X8)R CUS | 0830169 | 1 |
| EML-HT (15X6)R CUS | 0830663 | 1 |
| EML-HT (15X15)R CUS | 0830170 | 1 |
| EML-HT (20X7)R CUS | 0830664 | 1 |
| EML-HT (24X4)R CUS | 0830665 | 1 |
| EML-HT (25X8)R CUS | 0830666 | 1 |
| EML-HT (25,4X12,7)R CUS | 0830667 | 1 |
| EML-HT (32X10)R CUS | 0830668 | 1 |
| EML-HT (35X6,5)R CUS | 0830669 | 1 |
| EML-HT (40X15)R CUS | 0830168 | 1 |
| EML-HT (45X5)R CUS | 0830166 | 1 |
| EML-HT (50X10)R CUS | 0830167 | 1 |

## Accessories

N

## Stick-on device marking, for ESD applications

- Safe marking for sensitive components on PCBs
- Static dissipative adhesive: prevents transmission of voltage and protects the component against electrostatic discharge
- Marking service: Phoenix Contact can custom-mark all EML-ESD ... markers according to your requirements
- **Designation example: EML-ESD (8x8)R**
  Lettering field size: 8 x 8 mm
  Type of packaging: roll

**Notes:**

If large rolls are processed with the THERMOMARK ROLL, the external THERMOMARK ROLL-ERH media hub must be used.

[1]) For ordering example, see page 359.

Can be printed with:

**Thermal transfer for rolls**

**Unlabeled**

### Technical data

| | | |
|---|---|---|
| **General data** | | |
| Can be printed with: | | THERMOMARK ROLL • THERMOMARK ROLL X1 • THERMOMARK S1.1 • THERMOMARK X1.1 • THERMOMARK X1.2 |
| Material | | Polyester |
| Temperature range | [°C] | -40 ... 150 |
| Wipe resistance | | DIN EN 61010-1 (VDE 0411-1) |
| Components | | free from silicone and halogen |

### Ordering data

| Description | Color | Type | Order No. | Pcs. / Pkt. |
|---|---|---|---|---|
| **Device marking,** roll | | | | |
| 4000 labels p. roll | white | **EML-ESD (8X8)R** | **0830564** | 1 |
| 4000 labels p. roll | white | **EML-ESD (15X6)R** | **0830565** | 1 |
| 4000 labels p. roll | white | **EML-ESD (15X15)R** | **0830566** | 1 |
| 4000 labels p. roll | white | **EML-ESD (20X7)R** | **0830567** | 1 |
| 4000 labels p. roll | white | **EML-ESD (24X4)R** | **0830568** | 1 |
| 4000 labels p. roll | white | **EML-ESD (25X8)R** | **0830569** | 1 |
| 2500 labels p. roll | white | **EML-ESD (25,4X12,7)R** | **0830570** | 1 |
| 2500 labels p. roll | white | **EML-ESD (32X10)R** | **0830571** | 1 |
| 2500 labels p. roll | white | **EML-ESD (35X6,5)R** | **0830572** | 1 |
| 2500 labels p. roll | white | **EML-ESD (40X15)R** | **0830573** | 1 |
| 2500 labels p. roll | white | **EML-ESD (45X5)R** | **0830574** | 1 |
| 1000 labels p. roll | white | **EML-ESD (50X10)R** | **0830575** | 1 |
| **Device marking,** roll | | | | |
| 10,000 labels p. roll | white | | | |
| 10,000 labels p. roll | white | | | |
| 8000 labels p. roll | white | | | |
| 10,000 labels p. roll | white | | | |
| 10,000 labels p. roll | white | | | |
| 10,000 labels p. roll | white | | | |
| 10,000 labels p. roll | white | | | |
| 10,000 labels p. roll | white | | | |
| 10,000 labels p. roll | white | | | |
| 8000 labels p. roll | white | | | |
| 10,000 labels p. roll | white | | | |
| 10,000 labels p. roll | white | | | |
| **Device marking,** roll, **marked according to customer specifications**[1]) | | | | |
| 4 labels per strip | white | | | |
| 5 labels per strip | white | | | |
| 4 labels per strip | white | | | |
| 4 labels per strip | white | | | |
| 2 labels per strip | white | | | |
| 2 labels per strip | white | | | |
| 3 labels per strip | white | | | |
| 2 labels per strip | white | | | |
| 2 labels per strip | white | | | |
| 2 labels per strip | white | | | |
| 2 labels per strip | white | | | |
| 1 label per strip | white | | | |

N

**Unlabeled, on large roll**

N

**Labeled according to customer specifications**

## Technical data

THERMOMARK ROLL • THERMOMARK ROLL X1 • THERMOMARK S1.1 • THERMOMARK X1.1 • THERMOMARK X1.2
Polyester
-40 ... 150
DIN EN 61010-1 (VDE 0411-1)
free from silicone and halogen

## Ordering data

| Type | Order No. | Pcs. / Pkt. |
|---|---|---|
| EML-ESD (8X8)RL-T | 0830576 | 1 |
| EML-ESD (15X6)RL-T | 0830577 | 1 |
| EML-ESD (15X15)RL-T | 0830578 | 1 |
| EML-ESD (20X7)RL-T | 0830579 | 1 |
| EML-ESD (24X4)RL-T | 0830580 | 1 |
| EML-ESD (25X8)RL-T | 0830581 | 1 |
| EML-ESD (25,4X12,7)RL-T | 0830582 | 1 |
| EML-ESD (32X10)RL-T | 0830583 | 1 |
| EML-ESD (35X6,5)RL-T | 0830584 | 1 |
| EML-ESD (40X15)RL-T | 0830585 | 1 |
| EML-ESD (45X5)RL-T | 0830586 | 1 |
| EML-ESD (50X10)RL-T | 0830587 | 1 |

## Technical data

-
Polyester
-40 ... 150
DIN EN 61010-1 (VDE 0411-1)
free from silicone and halogen

## Ordering data

| Type | Order No. | Pcs. / Pkt. |
|---|---|---|
| EML-ESD (8X8)R CUS | 0830588 | 1 |
| EML-ESD (15X6)R CUS | 0830589 | 1 |
| EML-ESD (15X15)R CUS | 0830590 | 1 |
| EML-ESD (20X7)R CUS | 0830591 | 1 |
| EML-ESD (24X4)R CUS | 0830592 | 1 |
| EML-ESD (25X8)R CUS | 0830593 | 1 |
| EML-ESD (25,4X12,7)R CUS | 0830594 | 1 |
| EML-ESD (32X10)R CUS | 0830595 | 1 |
| EML-ESD (35X6,5)R CUS | 0830596 | 1 |
| EML-ESD (40X15)R CUS | 0830597 | 1 |
| EML-ESD (45X5)R CUS | 0830598 | 1 |
| EML-ESD (50X10)R CUS | 0830599 | 1 |

## Stick-on device marking, removable

Can be printed with:

N

Thermal transfer for rolls

Unlabeled

- Particularly suitable for temporary marking
- The labels adhere well and reliably, and can be removed easily and residue-free if required
- The labels cannot be reused following removal
- Marking service: Phoenix Contact can custom-mark all EML-RM ... markers according to your requirements
- **Designation example:**
  **EML-RM (8x8)R**
  Lettering field size: 8 x 8 mm
  Type of packaging: roll

**Notes:**

If large rolls are processed with the THERMOMARK ROLL, the external THERMOMARK ROLL-ERH media hub must be used.

[1]) For ordering example, see page 359.

### Technical data

| General data | | |
|---|---|---|
| Can be printed with: | | THERMOMARK ROLL • THERMOMARK ROLL X1 • THERMOMARK X1.1 • THERMOMARK X1.2 • THERMOMARK S1.1 |
| Material | | Polyester |
| Temperature range | [°C] | -40 ... 120 |
| Wipe resistance | | DIN EN 61010-1 (VDE 0411-1) |
| Components | | free from silicone and halogen |

### Ordering data

| Description | Color | Type | Order No. | Pcs. / Pkt. |
|---|---|---|---|---|
| **Labels,** removable | | | | |
| 4000 labels p. roll | white | **EML-RM (8X8)R** | **0830528** | 1 |
| 4000 labels p. roll | white | **EML-RM (15X6)R** | **0830529** | 1 |
| 4000 labels p. roll | white | **EML-RM (15X15)R** | **0830530** | 1 |
| 4000 labels p. roll | white | **EML-RM (20X7)R** | **0830531** | 1 |
| 4000 labels p. roll | white | **EML-RM (24X4)R** | **0830532** | 1 |
| 4000 labels p. roll | white | **EML-RM (25X8)R** | **0830533** | 1 |
| 2500 labels p. roll | white | **EML-RM (25,4X12,7)R** | **0830534** | 1 |
| 2500 labels p. roll | white | **EML-RM (32X10)R** | **0830535** | 1 |
| 2500 labels p. roll | white | **EML-RM (35X6,5)R** | **0830536** | 1 |
| 2500 labels p. roll | white | **EML-RM (40X15)R** | **0830537** | 1 |
| 2500 labels p. roll | white | **EML-RM (45X5)R** | **0830538** | 1 |
| 1000 labels p. roll | white | **EML-RM (50X10)R** | **0830539** | 1 |
| **Labels,** on large roll, removable | | | | |
| 10,000 labels p. roll | white | | | |
| 10,000 labels p. roll | white | | | |
| 8000 labels p. roll | white | | | |
| 10,000 labels p. roll | white | | | |
| 10,000 labels p. roll | white | | | |
| 10,000 labels p. roll | white | | | |
| 10,000 labels p. roll | white | | | |
| 10,000 labels p. roll | white | | | |
| 10,000 labels p. roll | white | | | |
| 8000 labels p. roll | white | | | |
| 10,000 labels p. roll | white | | | |
| 10,000 labels p. roll | white | | | |
| **Labels,** removable, **labeled according to customer specifications**[1]) | | | | |
| 4 labels per strip | white | | | |
| 5 labels per strip | white | | | |
| 4 labels per strip | white | | | |
| 4 labels per strip | white | | | |
| 2 labels per strip | white | | | |
| 2 labels per strip | white | | | |
| 3 labels per strip | white | | | |
| 2 labels per strip | white | | | |
| 2 labels per strip | white | | | |
| 2 labels per strip | white | | | |
| 2 labels per strip | white | | | |
| 1 label per strip | white | | | |

### Accessories

| | | | | |
|---|---|---|---|---|
| **Ink ribbon,** length: 300 m, width: 110 mm | black | **THERMOMARK-RIBBON 110** | **5145384** | 1 |

N

Unlabeled, on large roll

N

Labeled according to customer specifications

## Technical data

THERMOMARK ROLL • THERMOMARK ROLL X1 • THERMOMARK X1.1 • THERMOMARK X1.2 • THERMOMARK S1.1
Polyester
-40 ... 120
DIN EN 61010-1 (VDE 0411-1)
free from silicone and halogen

## Ordering data

| Type | Order No. | Pcs. / Pkt. |
|---|---|---|
| EML-RM (8X8)RL-T | 0830540 | 1 |
| EML-RM (15X6)RL-T | 0830541 | 1 |
| EML-RM (15X15)RL-T | 0830542 | 1 |
| EML-RM (20X7)RL-T | 0830543 | 1 |
| EML-RM (24X4)RL-T | 0830544 | 1 |
| EML-RM (25X8)RL-T | 0830545 | 1 |
| EML-RM (25,4X12,7)RL-T | 0830546 | 1 |
| EML-RM (32X10)RL-T | 0830547 | 1 |
| EML-RM (35X6,5)RL-T | 0830548 | 1 |
| EML-RM (40X15)RL-T | 0830549 | 1 |
| EML-RM (45X5)RL-T | 0830550 | 1 |
| EML-RM (50X10)RL-T | 0830551 | 1 |

## Accessories

| | | |
|---|---|---|
| THERMOMARK-RIBBON 110 | 5145384 | 1 |

## Technical data

-
Polyester
-40 ... 120
DIN EN 61010-1 (VDE 0411-1)
free from silicone and halogen

## Ordering data

| Type | Order No. | Pcs. / Pkt. |
|---|---|---|
| EML-RM (8X8)R CUS | 0830552 | 1 |
| EML-RM (15X6)R CUS | 0830553 | 1 |
| EML-RM (15X15)R CUS | 0830554 | 1 |
| EML-RM (20X7)R CUS | 0830555 | 1 |
| EML-RM (24X4)R CUS | 0830556 | 1 |
| EML-RM (25X8)R CUS | 0830557 | 1 |
| EML-RM (25,4X12,7)R CUS | 0830558 | 1 |
| EML-RM (32X10)R CUS | 0830559 | 1 |
| EML-RM (35X6,5)R CUS | 0830560 | 1 |
| EML-RM (40X15)R CUS | 0830561 | 1 |
| EML-RM (45X5)R CUS | 0830562 | 1 |
| EML-RM (50X10)R CUS | 0830563 | 1 |

## Accessories

## Stick-on device marking, with anti-tamper protection

- Tamper-proof label, can be used as a rating plate or seal, for example
- When peeled off, part of the metallic layer comes away, leaving behind a triangular pattern on both the label and the surface
- The safety function is reliable up to 80°C
- Labeling service: Phoenix Contact can custom-label all EMLS ... markers in accordance with your requirements
- The EMLS ... materials are UL-listed
- **Designation example:**
  **EMLS (15x9)R SR**
  Lettering field size: 15 x 9 mm
  Type of packaging: roll

Can be printed with:

**Thermal transfer for rolls**

**Unlabeled**

### Technical data

| | | |
|---|---|---|
| **General data** | | |
| Can be printed with: | | THERMOMARK ROLL • THERMOMARK ROLL X1 • THERMOMARK X1.1 • THERMOMARK X1.2 • THERMOMARK S1.1 |
| Material | | Polyester |
| Temperature range | [°C] | -40 ... 150 |
| Wipe resistance | | DIN EN 61010-1 (VDE 0411-1) |
| Components | | free from silicone and halogen |

### Ordering data

| Description | Color | Type | Order No. | Pcs. / Pkt. |
|---|---|---|---|---|
| **Safety labels** | | | | |
| 2500 labels p. roll | silver | **EMLS (15X9)R SR** | **0800347** | 1 |
| 2500 labels p. roll | silver | **EMLS (19X6)R SR** | **0800343** | 1 |
| 1000 labels p. roll | silver | **EMLS (20X20)R SR** | **0800344** | 1 |
| 1000 labels p. roll | silver | **EMLS (26,5X12)R SR** | **0800353** | 1 |
| 1000 labels p. roll | silver | **EMLS (38,1X19)R SR** | **0800354** | 1 |
| 1000 labels p. roll | silver | **EMLS (40X8)R SR** | **0800348** | 1 |
| 1000 labels p. roll | silver | **EMLS (40X15)R SR** | **0800345** | 1 |
| 500 labels p. roll | silver | **EMLS (60X30)R SR** | **0800355** | 1 |
| 500 labels p. roll | silver | **EMLS (70X32)R SR** | **0800346** | 1 |
| 100 labels p. roll | silver | **EMLS (70X150)R SR** | **0800351** | 1 |
| 250 labels p. roll | silver | **EMLS (76X51)R SR** | **0800350** | 1 |
| 250 labels p. roll | silver | **EMLS (85X32)R SR** | **0800356** | 1 |

## Stick-on device marking, with anti-tamper protection

– All EMLS ... device markers can also be supplied marked according to customer requirements

**Notes:**

[1]) For ordering example, see page 359.

**Labeled according to customer specifications**

### Technical data

| General data | | |
|---|---|---|
| Material | | Polyester |
| Temperature range | [°C] | -40 ... 150 |
| Wipe resistance | | DIN EN 61010-1 (VDE 0411-1) |
| Components | | free from silicone and halogen |

### Ordering data

| Description | Color | Type | Order No. | Pcs. / Pkt. |
|---|---|---|---|---|
| **Safety label, labeled acc. to customer specifications**[1]) | | | | |
| 4 labels per strip | silver | **EMLS (15X9)R SR CUS** | **0830175** | 1 |
| 4 labels per strip | silver | **EMLS (19X6)R SR CUS** | **0830171** | 1 |
| 4 labels per strip | silver | **EMLS (20X20)R SR CUS** | **0830172** | 1 |
| 2 labels per strip | silver | **EMLS (26,5X12)R SR CUS** | **0830179** | 1 |
| 2 labels per strip | silver | **EMLS (38,1X19)R SR CUS** | **0830180** | 1 |
| 2 labels per strip | silver | **EMLS (40X8)R SR CUS** | **0830176** | 1 |
| 2 labels per strip | silver | **EMLS (40X15)R SR CUS** | **0830173** | 1 |
| 1 label per strip | silver | **EMLS (60X30)R SR CUS** | **0830181** | 1 |
| 1 label per strip | silver | **EMLS (70X32)R SR CUS** | **0830174** | 1 |
| 1 label per strip | silver | **EMLS (70X150)R SR CUS** | **0830178** | 1 |
| 1 label per strip | silver | **EMLS (76X51)R SR CUS** | **0830177** | 1 |
| 1 label per strip | silver | **EMLS (85X32)R SR CUS** | **0830182** | 1 |

## Snap-in device markers for Axioline systems from Phoenix Contact

- EMT ... insert strips are available in different sizes for labeling the Axioline modules from Phoenix Contact
- EMT (62...)R insert strips are available in different sizes for labeling the Inline modules from Phoenix Contact
- Can be printed using all the thermal transfer printers available from Phoenix Contact
- Precise printing quality
- An overview of the devices that support labeling can be found starting on page 304

**Notes:**

[1]) For ordering example, see page 359.

Can be printed with:

**Thermal transfer for rolls**

PRINTED FOR YOU

**Unlabeled or labeled according to customer specifications**

### Technical data

| General data | | |
|---|---|---|
| Can be printed with: | | THERMOMARK ROLL • THERMOMARK ROLL X1 • THERMOMARK X1.1 • THERMOMARK X1.2 • THERMOMARK S1.1 |
| Material | | Polyester |
| Temperature range | [°C] | -40 ... 120 |
| Wipe resistance | | DIN EN 61010-1 (VDE 0411-1) |
| Components | | free from silicone and halogen |

### Ordering data

| Description | Color | Type | Order No. | Pcs. / Pkt. |
|---|---|---|---|---|
| **Insert strips for Axioline modules** 500 labels per roll, lettering field size: 35 x 28 mm | white | **EMT (35X28)R** | **0801602** | 1 |
| 500 labels per roll, lettering field size: 35 x 28 mm | yellow | **EMT (35X28)R YE** | **0801603** | 1 |
| 500 labels per roll, lettering field size: 35 x 46 mm | white | **EMT (35X46)R** | **0801604** | 1 |
| 500 labels per roll, lettering field size: 35 x 46 mm | yellow | **EMT (35X46)R YE** | **0801605** | 1 |
| **Insert strips for Inline modules,** 500 labels per roll, lettering field size: 62 x 10 mm | white | **EMT (62X10)R** | **0800057** | 1 |
| 500 labels per roll, lettering field size: 62 x 10 mm | yellow | **EMT (62X10)R YE** | **0800477** | 1 |
| 250 labels per roll, lettering field size: 62 x 46 mm | white | **EMT (62X46)R** | **0800059** | 1 |
| 250 labels per roll, lettering field size: 62 x 46 mm | yellow | **EMT (62X46)R YE** | **0800478** | 1 |
| **Insert strips for Axioline modules, labeled according to customer specifications,** 2 markers per strip, lettering field size: 35 x 28 mm[1]) | white | **EMT (35X28)R CUS** | **0830391** | 1 |
| 2 markers per strip, lettering field size: 35 x 28 mm | yellow | **EMT (35X28)R YE CUS** | **0830392** | 1 |
| 2 markers per strip, lettering field size: 35 x 46 mm | white | **EMT (35X46)R CUS** | **0830393** | 1 |
| 2 markers per strip, lettering field size: 35 x 46 mm | yellow | **EMT (35X46)R YE CUS** | **0830394** | 1 |
| **Insert strips for Inline modules, labeled according to customer specifications,** 1 marker per strip, lettering field size: 62 x 10 mm[1]) | white | **EMT (62X10)R CUS** | **0830251** | 1 |
| 1 marker per strip, lettering field size: 62 x 10 mm | yellow | **EMT (62X10)R YE CUS** | **0830252** | 1 |
| 1 marker per strip, lettering field size: 62 x 46 mm | white | **EMT (62X46)R CUS** | **0830253** | 1 |
| 1 marker per strip, lettering field size: 62 x 46 mm | yellow | **EMT (62X46)R YE CUS** | **0830254** | 1 |

## Device markers for Siemens ET 200SP controllers

- EMT ... insert strips are available for marking Siemens controllers
- Can be printed using all the thermal transfer printers available from Phoenix Contact
- Precise printing quality
- An overview of the devices that support labeling can be found starting on page 304

**Notes:**

For additional information on the use of Siemens devices, see the product area on our website at www.phoenixcontact.net/products.

[1]) For ordering example, see page 359.

Can be printed with:

**Thermal transfer for rolls**

**Unlabeled or labeled according to customer specifications**

### Technical data

| | | |
|---|---|---|
| **General data** | | |
| Can be printed with: | | THERMOMARK ROLL • THERMOMARK ROLL X1 • THERMOMARK X1.1 • THERMOMARK X1.2 • THERMOMARK S1.1 |
| Material | | Polyester |
| Temperature range | [°C] | -40 ... 120 |
| Wipe resistance | | DIN EN 61010-1 (VDE 0411-1) |
| Components | | free from silicone and halogen |

### Ordering data

| Description | Color | Type | Order No. | Pcs. / Pkt. |
|---|---|---|---|---|
| **Insert strips** | | | | |
| 500 labels per roll, lettering field size: 31 x 12.5 mm | gray | **EMT (31X12,5)R GY** | **0801612** | 1 |
| 500 labels per roll, lettering field size: 50 x 26 mm | white | **EMT (50X26)R** | **0800052** | 1 |
| 500 labels per roll, lettering field size: 50 x 26 mm | turquoise | **EMT (50X26)R TQ** | **0800053** | 1 |
| 500 labels per roll, lettering field size: 50 x 26 mm | yellow | **EMT (50X26)R YE** | **0800054** | 1 |
| 500 labels per roll, lettering field size: 103 x 17 mm | white | **EMT (103X17)R** | **0800039** | 1 |
| 500 labels per roll, lettering field size: 103 x 17 mm | turquoise | **EMT (103X17)R TQ** | **0800041** | 1 |
| 500 labels per roll, lettering field size: 103 x 17 mm | yellow | **EMT (103X17)R YE** | **0800436** | 1 |
| 500 labels per roll, lettering field size: 103 x 23 mm | white | **EMT (103X23)R** | **0800040** | 1 |
| 500 labels per roll, lettering field size: 103 x 23 mm | yellow | **EMT (103X23)R YE** | **0800437** | 1 |
| 500 labels per roll, lettering field size: 103 x 23 mm | turquoise | **EMT (103X23)R TQ** | **0800042** | 1 |
| **Insert strips with two lettering field sizes per roll**, with 250 of each size measuring: 50 and 27.5 x 12.8 mm | white | **EMT (50/28X13)R** | **0800049** | 1 |
| with 250 each of 50 x 12.8 mm and 27.5 x 12.8 mm | yellow | **EMT (50/28X13)R YE** | **0800438** | 1 |
| with 250 each of 50 x 12.8 mm and 27.5 x 12.8 mm | turquoise | **EMT (50/28X13)R TQ** | **0800050** | 1 |
| **Insert strips, labeled according to customer specifications,** 2 markers per strip, lettering field size: 31 x 12.5 mm[1]) | gray | **EMT (31X12,5)R GY CUS** | **0830390** | 1 |
| 2 markers per strip, lettering field size: 50 x 26 mm | white | **EMT (50X26)R CUS** | **0830248** | 1 |
| 2 markers per strip, lettering field size: 50 x 26 mm | turquoise | **EMT (50X26)R TQ CUS** | **0830249** | 1 |
| 2 markers per strip, lettering field size: 50 x 26 mm | yellow | **EMT (50X26)R YE CUS** | **0830250** | 1 |
| 2 markers per strip, lettering field size: 103 x 17 mm | white | **EMT (103X17)R CUS** | **0830238** | 1 |
| 2 markers per strip, lettering field size: 103 x 17 mm | turquoise | **EMT (103X17)R TQ CUS** | **0830239** | 1 |
| 2 markers per strip, lettering field size: 103 x 17 mm | yellow | **EMT (103X17)R YE CUS** | **0830240** | 1 |
| 2 markers per strip, lettering field size: 103 x 23 mm | white | **EMT (103X23)R CUS** | **0830241** | 1 |
| 2 markers per strip, lettering field size: 103 x 23 mm | turquoise | **EMT (103X23)R TQ CUS** | **0830242** | 1 |
| 2 markers per strip, lettering field size: 103 x 23 mm | yellow | **EMT (103X23)R YE CUS** | **0830243** | 1 |
| **Insert strips with two lettering field sizes per roll, labeled according to customer specifications,** with 250 each of 50 and 27.5 x 12.8 mm | white | **EMT (50/28X13)R CUS** | **0830245** | 1 |
| with 250 each of 50 x 12.8 mm and 27.5 x 12.8 mm | turquoise | **EMT (50/28X13)R TQ CUS** | **0830246** | 1 |
| with 250 each of 50 x 12.8 mm and 27.5 x 12.8 mm | yellow | **EMT (50/28X13)R YE CUS** | **0830247** | 1 |

## Stick-on device marking

Can be printed with:

Laser

**Unlabeled or labeled according to customer specifications**

- These labels have been specially developed for laser printers
- Can be printed on all commercially available laser printers
- The unperforated SK U ... sheets are available for custom label designs
- Labeling service: Phoenix Contact can custom-label all BMKL ... markers in accordance with your requirements

**Notes:**

Print image may vary depending on laser printer.

[1]) For ordering example, see page 359.

### Technical data

| | | |
|---|---|---|
| **General data** | | |
| Can be printed with: | | Office printing systems |
| Material | | Polyester |
| Temperature range | [°C] | -40 ... 100 |
| Wipe resistance | | DIN EN 61010-1 (VDE 0411-1) |
| Components | | Silicone-free |

### Ordering data

| Description | Color | Type | Order No. | Pcs. / Pkt. |
|---|---|---|---|---|
| **Sheet of labels for laser printer,** DIN A4 | | | | |
| 1 sheet = 273 labels | white | **BMKL 12X12 WH** | **5032361** | 10 |
| 1 sheet = 290 labels | white | **BMKL 15X 9 WH** | **0803663** | 10 |
| 1 sheet = 396 labels | white | **BMKL 18X 6 WH** | **5032293** | 10 |
| 1 sheet = 288 labels | white | **BMKL 18X 8 WH** | **5032329** | 10 |
| 1 sheet = 224 labels | white | **BMKL 20X 8 WH** | **5032280** | 10 |
| 1 sheet = 224 labels | white | **BMKL 25X 8 WH** | **5032332** | 10 |
| 1 sheet = 147 labels | white | **BMKL 25X12 WH** | **5032374** | 10 |
| 1 sheet = 228 labels | white | **BMKL 26,8X6,8 WH** | **0807106** | 10 |
| 1 sheet = 63 labels | white | **BMKL 50X12 WH** | **5032387** | 10 |
| 1 sheet = 45 labels | white | **BMKL 64X16 WH** | **0821807** | 2 |
| 1 sheet = 21 labels | white | **BMKL 64X34 WH** | **5032400** | 10 |
| 1 sheet = 290 labels | yellow | **BMKL 15X 9 YE** | **5032497** | 10 |
| 1 sheet = 405 labels | yellow | **BMKL 16X 6 YE** | **0807096** | 10 |
| 1 sheet = 288 labels | yellow | **BMKL 18X 8 YE** | **5032170** | 10 |
| 1 sheet = 168 labels | yellow | **BMKL 19X11 YE** | **0800705** | 10 |
| 1 sheet = 224 labels | yellow | **BMKL 20X 8 YE** | **5032138** | 10 |
| 1 sheet = 162 labels | yellow | **BMKL 26X10 YE** | **0811516** | 10 |
| 1 sheet = 45 labels | yellow | **BMKL 64X16 YE** | **0821810** | 2 |
| 1 sheet = 192 labels | silver | **BMKL 27X 8 SR** | **0803702** | 10 |
| 1 sheet = 126 labels | silver | **BMKL 27X12,5 SR** | **0803676** | 10 |
| 1 sheet = 84 labels | silver | **BMKL 27X18 SR** | **0803689** | 10 |
| 1 sheet = 54 labels | silver | **BMKL 27X27 SR** | **0803692** | 10 |
| 1 sheet = 360 labels | orange | **BMKL 18X 6,5 OG** | **5036147** | 10 |
| **Label sheets, labeled acc. to customer specifications**[1]) | | | | |
| 1 sheet = 273 labels | white | **BMKL 12X12 WH CUS** | **0824238** | 1 |
| 1 sheet = 290 labels | white | **BMKL 15X 9 WH CUS** | **0824239** | 1 |
| 1 sheet = 396 labels | white | **BMKL 18X 6 WH CUS** | **0824242** | 1 |
| 1 sheet = 288 labels | white | **BMKL 18X 8 WH CUS** | **0824244** | 1 |
| 1 sheet = 224 labels | white | **BMKL 20X 8 WH CUS** | **0824247** | 1 |
| 1 sheet = 224 labels | white | **BMKL 25X 8 WH CUS** | **0824249** | 1 |
| 1 sheet = 147 labels | white | **BMKL 25X12 WH CUS** | **0824250** | 1 |
| 1 sheet = 228 labels | white | **BMKL 26,8X6,8 WH CUS** | **0824251** | 1 |
| 1 sheet = 63 labels | white | **BMKL 50X12 WH CUS** | **0824257** | 1 |
| 1 sheet = 45 labels | white | **BMKL 64X16 WH CUS** | **0824259** | 1 |
| 1 sheet = 21 labels | white | **BMKL 64X34 WH CUS** | **0824261** | 1 |
| 1 sheet = 290 labels | yellow | **BMKL 15X 9 YE CUS** | **0824240** | 1 |
| 1 sheet = 405 labels | yellow | **BMKL 16X 6 YE CUS** | **0824241** | 1 |
| 1 sheet = 288 labels | yellow | **BMKL 18X 8 YE CUS** | **0824245** | 1 |
| 1 sheet = 168 labels | yellow | **BMKL 19X11 YE CUS** | **0824246** | 1 |
| 1 sheet = 224 labels | yellow | **BMKL 20X 8 YE CUS** | **0824248** | 1 |
| 1 sheet = 162 labels | yellow | **BMKL 26X10 YE CUS** | **0824252** | 1 |
| 1 sheet = 45 labels | yellow | **BMKL 64X16 YE CUS** | **0824260** | 1 |
| 1 sheet = 192 labels | silver | **BMKL 27X 8 SR CUS** | **0824253** | 1 |
| 1 sheet = 126 labels | silver | **BMKL 27X12,5 SR CUS** | **0824254** | 1 |
| 1 sheet = 84 labels | silver | **BMKL 27X18 SR CUS** | **0824255** | 1 |
| 1 sheet = 54 labels | silver | **BMKL 27X27 SR CUS** | **0824256** | 1 |
| 1 sheet = 360 labels | orange | **BMKL 18X 6,5 OG CUS** | **0824243** | 1 |
| **Marking sheet, unperforated,** self-adhesive, DIN A4 format | | | | |
| | white | **SK U WH:UNGESTANZT** | **0800129** | 10 |
| | yellow | **SK U YE:UNGESTANZT** | **0800132** | 10 |
| | silver | **SK U SR:UNGESTANZT** | **0800145** | 10 |

## Stick-on device marking



- Self-adhesive labels for labeling by hand or with a plotter
- Secure adhesion even on curved or uneven surfaces as well as at corners
- Available in various dimensions
- Labeling service: Phoenix Contact can custom-label all BMK ... markers in accordance with your requirements

**Notes:**

[1]) For ordering example, see page 359.

Can be printed with:

**Plotter**

**Unlabeled or labeled according to customer specifications**

### Technical data

| | | |
|---|---|---|
| **General data** | | |
| Can be printed with: | | CMS-P1-PLOTTER |
| Material | | Polyester foil |
| Temperature range | [°C] | -40 ... 80 |
| Components | | Silicone-free |

### Ordering data

| Description | Color | Type | Order No. | Pcs. / Pkt. |
|---|---|---|---|---|
| **Label sheet** | | | | |
| 1 sheet = 270 labels | white | **BMK 20X 8 WH** | **0805470** | 10 |
| 1 sheet = 324 labels | yellow | **BMK 15X 9 YE** | **5031605** | 10 |
| 1 sheet = 198 labels | yellow | **BMK 19X11 YE** | **5031582** | 10 |
| 1 sheet = 270 labels | yellow | **BMK 20X 8 YE** | **5031388** | 10 |
| 1 sheet = 88 labels | yellow | **BMK 38X11 YE** | **5031676** | 10 |
| **Labels, labeled according to customer requirements**[1]) | | | | |
| 1 sheet = 270 labels | white | **BMK 20X 8 WH CUS** | **0824231** | 1 |
| 1 sheet = 324 labels | yellow | **BMK 15X 9 YE CUS** | **0824229** | 1 |
| 1 sheet = 198 labels | yellow | **BMK 19X11 YE CUS** | **0824230** | 1 |
| 1 sheet = 270 labels | yellow | **BMK 20X 8 YE CUS** | **0824232** | 1 |
| 1 sheet = 88 labels | yellow | **BMK 38X11 YE CUS** | **0824233** | 1 |

### Accessories

| | | | |
|---|---|---|---|
| **Magazine for accommodating sheet material,** self-adhesive mat for fixing labels, foils and paper, size of sheet max. DIN A4 | **CMS-P1-PAD** | **5144819** | 1 |

## Stick-on device marking, can be engraved or labeled with writing

- The label sheet is made up of prefabricated, individual self-adhesive labels
- The adhesive foil used ensures good adhesive properties, even on uneven surfaces
- Can be easily labeled using the CMS–P1–PLOTTER
- Can be engraved using the P1 ENGRAVING UNIT
- Two-layer material
- Labeling service: Phoenix Contact can custom-label all GPE ... markers in accordance with your requirements

**Notes:**

For matching magazines to accommodate the label sheets, see page 46.

[1]) For ordering example, see page 359.

Can be printed with:

**Engraving**

**Plotter**




**Unlabeled or labeled according to customer specifications**

### Technical data

| | | |
|---|---|---|
| **General data** | | |
| Can be printed with: | | P1 ENGRAVING UNIT • CMS-P1-PLOTTER |
| Material | | TRANSPLY-ABS |
| Temperature range | [°C] | -40 ... 120 |
| Wipe resistance | | DIN EN 61010-1 (VDE 0411-1) |
| Components | | free from silicone and halogen |

### Ordering data

| Description | Color | Type | Order No. | Pcs. / Pkt. |
|---|---|---|---|---|
| **Plastic label sheet,** self-adhesive double-layer plastic labels, material thickness: 0.8 mm, square corners | | | | |
| 1 sheet = 120 labels | white | **GPE 13X 9 WH** | **0806932** | 10 |
| 1 sheet = 75 labels | white | **GPE 17,5X12 WH** | **0806916** | 10 |
| 1 sheet = 100 labels | white | **GPE 20X 7 WH** | **0806990** | 10 |
| 1 sheet = 88 labels | white | **GPE 20X 8 WH** | **0806945** | 10 |
| 1 sheet = 60 labels | white | **GPE 22X12 WH** | **0806929** | 10 |
| 1 sheet = 9 labels | white | **GPE 52X26 WH** | **0806958** | 10 |
| 1 sheet = 9 labels | white | **GPE 60X30 WH** | **0806961** | 10 |
| 1 sheet = 21 labels | red/white | **GPE 60X12 RD-WH** | **0824202** | 10 |
| 1 sheet = 5 labels | yellow | **GPE 70X32 YE** | **0824215** | 10 |
| 1 sheet = 30 labels | silver | **GPE 28X17,5 SR** | **0807889** | 10 |
| **Plastic label sheet, labeled according to customer requirements**[1]) | | | | |
| 1 sheet = 120 labels | white | **GPE 13X 9 WH CUS** | **0824414** | 1 |
| 1 sheet = 75 labels | white | **GPE 17,5X12 WH CUS** | **0824415** | 1 |
| 1 sheet = 100 labels | white | **GPE 20X 7 WH CUS** | **0824416** | 1 |
| 1 sheet = 88 labels | white | **GPE 20X 8 WH CUS** | **0824417** | 1 |
| 1 sheet = 60 labels | white | **GPE 22X12 WH CUS** | **0824418** | 1 |
| 1 sheet = 9 labels | white | **GPE 52X26 WH CUS** | **0824429** | 1 |
| 1 sheet = 9 labels | white | **GPE 60X30 WH CUS** | **0824432** | 1 |
| 1 sheet = 21 labels | red/white | **GPE 60X12 RD-WH CUS** | **0827720** | 1 |
| 1 sheet = 5 labels | yellow | **GPE 70X32 YE CUS** | **0827721** | 1 |
| **Plastic label sheet,** self-adhesive double-layer plastic labels, material thickness: 0.8 mm, with rounded corners, radius: 2 mm | | | | |
| 1 sheet = 66 labels | white | **GPE 27X 8 WH/R** | **0815198** | 10 |
| 1 sheet = 30 labels | white | **GPE 27X18 WH/R** | **0815208** | 10 |
| 1 sheet = 26 labels | white | **GPE 45X14 WH/R** | **0815282** | 10 |
| 1 sheet = 21 labels | white | **GPE 60X12 WH/R** | **0807630** | 10 |
| 1 sheet = 9 labels | white | **GPE 60X30 WH/R** | **0815292** | 10 |
| 1 sheet = 32 labels | silver | **GPE 22X22 SR/R** | **0806628** | 10 |
| 1 sheet = 66 labels | silver | **GPE 27X 8 SR/R** | **0806877** | 10 |
| 1 sheet = 42 labels | silver | **GPE 27X12,5 SR/R** | **0806880** | 10 |
| 1 sheet = 30 labels | silver | **GPE 27X18 SR/R** | **0806893** | 10 |
| 1 sheet = 18 labels | silver | **GPE 27X27 SR/R** | **0806903** | 10 |
| 1 sheet = 26 labels | silver | **GPE 45X14 SR/R** | **0807009** | 10 |
| 1 sheet = 21 labels | silver | **GPE 60X12 SR/R** | **0806631** | 10 |
| **Plastic label sheet,** with rounded corners, radius 2 mm, **labeled according to customer requirements**[1]) | | | | |
| 1 sheet = 66 labels | white | **GPE 27X 8 WH/R CUS** | **0824421** | 1 |
| 1 sheet = 30 labels | white | **GPE 27X18 WH/R CUS** | **0824424** | 1 |
| 1 sheet = 26 labels | white | **GPE 45X14 WH/R CUS** | **0824428** | 1 |
| 1 sheet = 21 labels | white | **GPE 60X12 WH/R CUS** | **0824431** | 1 |
| 1 sheet = 9 labels | white | **GPE 60X30 WH/R CUS** | **0824433** | 1 |
| 1 sheet = 32 labels | silver | **GPE 22X22 SR/R CUS** | **0824419** | 1 |
| 1 sheet = 66 labels | silver | **GPE 27X 8 SR/R CUS** | **0824420** | 1 |
| 1 sheet = 42 labels | silver | **GPE 27X12,5 SR/R CUS** | **0824422** | 1 |
| 1 sheet = 30 labels | silver | **GPE 27X18 SR/R CUS** | **0824423** | 1 |
| 1 sheet = 18 labels | silver | **GPE 27X27 SR/R CUS** | **0824425** | 1 |
| 1 sheet = 30 labels | silver | **GPE 28X17,5 SR CUS** | **0824426** | 1 |
| 1 sheet = 26 labels | silver | **GPE 45X14 SR/R CUS** | **0824427** | 1 |
| 1 sheet = 21 labels | silver | **GPE 60X12 SR/R CUS** | **0824430** | 1 |

## Stick-on device marking, can be engraved or labeled with writing

- High level of resistance to chemical and mechanical effects
- High-quality appearance
- Can be easily labeled using the CMS−P1−PLOTTER
- Can be engraved using the P1 ENGRAVING UNIT
- For marking components, devices, and buttons
- Labeling service: Phoenix Contact can custom-label all EMLP ... markers in accordance with your requirements

**Notes:**

[1]) For ordering example, see page 359.

Can be printed with:

**Engraving**

**Plotter**

PRINTED FOR YOU



**Unlabeled or labeled according to customer specifications**

### Technical data

| | | |
|---|---|---|
| **General data** | | |
| Can be printed with: | | P1 ENGRAVING UNIT • CMS-P1-PLOTTER |
| Material | | TRANSPLY-ABS |
| Temperature range | [°C] | -40 ... 120 |
| Wipe resistance | | DIN EN 61010-1 (VDE 0411-1) |
| Components | | free from silicone and halogen |

### Ordering data

| Description | Color | Type | Order No. | Pcs. / Pkt. |
|---|---|---|---|---|
| **Plastic label sheet,** with a hole for 24 mm Ø pushbutton, self-adhesive double-layer plastic labels, material thickness: 0.8 mm | | | | |
| 1 sheet = 6 labels | white | **EMLP 24 (30X12)** | **0822301** | 1 |
| 1 sheet = 6 labels | black | **EMLP 24 (30X12) BK** | **0822314** | 1 |
| 1 sheet = 6 labels | silver | **EMLP 24 (30X12) SR** | **0822330** | 1 |
| **Plastic label sheet,** with a hole for a 24 mm Ø button, self-adhesive double-layer plastic labels, material thickness: 0.8 mm, **labeled according to customer specifications**[1]) | | | | |
| 1 sheet = 6 labels | white | **EMLP 24 (30X12) CUS** | **0824364** | 1 |
| 1 sheet = 6 labels | black | **EMLP 24 (30X12) BK CUS** | **0824365** | 1 |
| 1 sheet = 6 labels | silver | **EMLP 24 (30X12) SR CUS** | **0824366** | 1 |
| **Plastic label sheet,** with a hole for 32 mm Ø pushbutton, self-adhesive double-layer plastic labels, material thickness: 0.8 mm | | | | |
| 1 sheet = 6 labels | white | **EMLP 32 (38X14)** | **0822291** | 1 |
| 1 sheet = 6 labels | black | **EMLP 32 (38X14) BK** | **0822327** | 1 |
| 1 sheet = 6 labels | silver | **EMLP 32 (38X14) SR** | **0822343** | 1 |
| **Plastic label sheet,** with a hole for a 32 mm Ø button, self-adhesive double-layer plastic labels, material thickness: 0.8 mm, **labeled according to customer specifications**[1]) | | | | |
| 1 sheet = 6 labels | white | **EMLP 32 (38X14) CUS** | **0824371** | 1 |
| 1 sheet = 6 labels | black | **EMLP 32 (38X14) BK CUS** | **0824372** | 1 |
| 1 sheet = 6 labels | silver | **EMLP 32 (38X14) SR CUS** | **0824373** | 1 |

### Accessories

| | | | |
|---|---|---|---|
| **Magazine,** to hold 1 GPE label sheet | **CMS-P1-M/GPE ENGRAVING** | **5145711** | 1 |

## Marker carrier

For snap-in labels

- CARRIER−EMP ... marker carriers are used in conjunction with UC−EMP ... / US−EMP ... snap-in labels
- They are used to clearly identify devices and control cabinets
- They can be assembled using screws or rivets

### Technical data

| General data | | |
|---|---|---|
| Material | | PA |
| Inflammability class according to UL 94 | | V2 |
| Temperature range | [°C] | -40 ... 105 |
| Components | | free from silicone and halogen |

### Ordering data

| Description | Color | Type | Order No. | Pcs. / Pkt. |
|---|---|---|---|---|
| **Marker carriers**, for UC−EMP ... / US−EMP ... snap-in labels | | | | |
| Marker size: 17 x 15 mm | black | **CARRIER-EMP (17X15)** | **0827450** | 80 |
| Marker size: 27 x 15 mm | black | **CARRIER-EMP (27X15)** | **0827451** | 80 |
| Marker size: 49 x 15 mm | black | **CARRIER-EMP (49X15)** | **0827452** | 40 |
| Marker size: 60 x 15 mm | black | **CARRIER-EMP (60X15)** | **0827453** | 40 |
| Marker size: 60 x 30 mm | black | **CARRIER-EMP (60X30)** | **0827454** | 30 |
| Marker size: 85 x 54 mm | black | **CARRIER-EMP (85,6X54)** | **0829365** | 10 |

## Marker carriers, can be labeled using snap-in markers for control devices

For buttons and switches 22 mm in diameter

- Snap-in UC-/US-EMP … labels are available for marking CARRIER-EMP 22 ... marker carriers
- Can be used for all buttons and switches with 22 mm diameter

### Technical data

| General data | | |
|---|---|---|
| Material | | PA |
| Inflammability class according to UL 94 | | V2 |
| Temperature range | [°C] | -40 ... 105 |
| Components | | free from silicone and halogen |

### Ordering data

| Description | Color | Type | Order No. | Pcs. / Pkt. |
|---|---|---|---|---|
| **Marker carriers**, for UC−EM ... / US−EMP ... snap-in labels | | | | |
| Marker size: 27 x 8 mm | black | **CARRIER-EMP 22 (27X8)** | **0827445** | 50 |
| Marker size: 27 x 12.5 mm | black | **CARRIER-EMP 22 (27X12,5)** | **0827446** | 50 |
| Marker size: 27 x 15 mm | black | **CARRIER-EMP 22 (27X15)** | **0827447** | 50 |
| Marker size: 27 x 18 mm | black | **CARRIER-EMP 22 (27X18)** | **0827448** | 50 |
| Marker size: 27 x 27 mm | black | **CARRIER-EMP 22 (27X27)** | **0827449** | 50 |

## Marker carriers, can be labeled using control device labels

- Can be used for all buttons and switches with a 22 mm diameter
- The large labeling areas provided by the CARRIER−EMLP can be custom-labeled using EML ... thermal transfer labels
- EMLPR ... transparent adhesive protective foil can be used for additional protection of the label surfaces

**For buttons and switches 22 mm in diameter**

### Technical data

| General data | | |
|---|---|---|
| Material | | PA |
| Inflammability class according to UL 94 | | V2 |
| Temperature range | [°C] | -40 ... 105 |
| Components | | free from silicone and halogen |
| Button diameter | [mm] | 22 |

### Ordering data

| Description | Color | Type | Order No. | Pcs. / Pkt. |
|---|---|---|---|---|
| **Marker carrier,** for buttons and switches with 22 mm diameter, can be labeled with EML ... self-adhesive labels | | | | |
| Marker size: 27 x 8 mm | black | **CARRIER-EMLP 22 (27X8)** | **0828984** | 50 |
| Marker size: 27 x 12.5 mm | black | **CARRIER-EMLP 22 (27X12,5)** | **0828985** | 50 |
| Marker size: 27 x 15 mm | black | **CARRIER-EMLP 22 (27X15)** | **0828986** | 50 |
| Marker size: 27 x 18 mm | black | **CARRIER-EMLP 22 (27X18)** | **0828987** | 50 |
| Marker size: 27 x 27 mm | black | **CARRIER-EMLP 22 (27X27)** | **0828988** | 50 |

## Transparent stick-on or snap-in cover

- Stuck or snapped onto labeled CARRIER ... to protect the labels
- Extremely thick, yet flexible and transparent shock protection
- High level of mechanical and chemical stability
- Suitable for permanent outdoor use

**Shock protection**

### Ordering data

| Description | Color | Type | Order No. | Pcs. / Pkt. |
|---|---|---|---|---|
| **Shock protection foil,** designed for sticking into CARRIER-EMLP ... | | | | |
| 51 labels per sheet | transparent | **EMLPR (26,5X14,5)** | **0800546** | 10 |
| 42 labels per sheet | transparent | **EMLPR (26,5X17,5)** | **0800360** | 10 |
| 30 labels per sheet | transparent | **EMLPR (26,5X26,5)** | **0800361** | 10 |
| **Shock protection,** designed for snapping into CARRIER-EMP ... | | | | |
| | transparent | **EMPPR (27X15)** | **0829535** | 50 |
| | transparent | **EMPPR (27X18)** | **0829536** | 50 |

## Marking profiles

- Self-adhesive marker carriers, available by the meter for shortening as per individual requirements
- Powerful adhesion and optimum grip on standard device surfaces
- The P−SS−ZB 100 is particularly suitable for accommodating SS-ZB, UC-EM (20X9), UCT-EM (20X9)
- The P−ZB METER can accommodate marking material for the tall and flat marker grooves found on Phoenix Contact modular terminal blocks

**Designed to be stuck on**

### Technical data

| General data | |
|---|---|
| Material | PVC |
| Inflammability class according to UL 94 | V0 |
| Temperature range [°C] | -15 ... 80 |

### Ordering data

| Description | Color | Type | Order No. | Pcs. / Pkt. |
|---|---|---|---|---|
| **Profile,** self-adhesive, for accommodating SS-ZB labels, UC−EM (20X9), UCT-EM (20X9), length: 1 m | gray | **P-SS-ZB 100** | **1013737** | 10 |
| **Profile,** self-adhesive, designed to accommodate UC−TM ..., UCT−TM ..., ZB ..., length: 1m | gray | **P-ZB METER** | **1051854** | 1 |

## Marking profiles




- CARRIER−EMP ... marker carriers can be custom-labeled with UC−EMP .../US−EMP ... and EMT ... device markers
- For marking devices
- For marking assemblies
- For marking control and switchgear

**Designed to be stuck on or for screwing/riveting**

### Technical data

| General data | |
|---|---|
| Material | PVC |
| Inflammability class according to UL 94 | V2 |
| Temperature range [°C] | -40 ... 105 |
| Components | free from silicone and halogen |

### Ordering data

| Description | Color | Type | Order No. | Pcs. / Pkt. |
|---|---|---|---|---|
| **Profile,** for screwing or riveting, 1000 mm long, for accommodating UC-.../US-... and EMT ... material with a height of 15 mm | gray | **CARRIER-EMP (1000X15) GY** | **0829366** | 25 |
| | transparent | **CARRIER-EMP (1000X15) TR** | **0829530** | 25 |
| **Profile,** self-adhesive, 1000 mm long, for accommodating UC-.../US-... and EMT ... material with a height of 15 mm | gray | **CARRIER/L-EMP (1000X15) GY** | **0829559** | 25 |
| | transparent | **CARRIER/L-EMP (1000X15) TR** | **0829560** | 25 |
| **CARRIER cover,** 1000 mm long | transparent | **CARRIER-EMP (1000X15) COVER** | **0829520** | 25 |

## Marker carrier

- Self-adhesive marker carriers for marking devices and components
- Powerful adhesion and optimum grip on standard device surfaces
- These carrier materials can be fitted, e.g., with UC−WMT ..., US−WMT ..., EMT ..., and UCT-WMT

For insert strips

### Technical data

| General data | | |
|---|---|---|
| Material | | PVC |
| Inflammability class according to UL 94 | | V0 |
| Temperature range | [°C] | -40 ... 60 |
| Components | | Silicone-free |

### Ordering data

| Description | Color | Type | Order No. | Pcs. / Pkt. |
|---|---|---|---|---|
| **Component marking label,** self-adhesive, can be labeled with UC-WMT ..., US-WMT ..., EMT ..., and UCT-WMT | | | | |
| Lettering field size: 15 x 4 mm | transparent | **PAB-SK 15** | **1013287** | 500 |
| Lettering field size: 30 x 4 mm | transparent | **PAB-SK 30** | **1013290** | 200 |
| **UniCard**, with insert strips for PATG and PATO marking collars | | | | |
| | white | **UC-WMT (15X4)** | **0819398** | 10 |
| | yellow | **UC-WMT (15X4) YE** | **0819408** | 10 |
| | white | **UC-WMT (30X4)** | **0819437** | 10 |
| | yellow | **UC-WMT (30X4) YE** | **0819440** | 10 |
| **UniSheet,** with insert strips for PATG and PATO marking collars | | | | |
| | white | **US-WMT (15X4)** | **0828767** | 10 |
| | yellow | **US-WMT (15X4) YE** | **0828954** | 10 |
| | white | **US-WMT (30X4)** | **0828770** | 10 |
| | yellow | **US-WMT (30X4) YE** | **0828957** | 10 |
| **UniCard**, with insert strips for PATG and PATO marking collars | | | | |
| | white | **UCT-WMT (15X4)** | **0801446** | 10 |
| | yellow | **UCT-WMT (15X4) YE** | **0801447** | 10 |
| | white | **UCT-WMT (30X4)** | **0801422** | 10 |
| | yellow | **UCT-WMT (30X4) YE** | **0801423** | 10 |

## Marker carriers with cover




- Control cabinet markers consisting of a transparent cap and a base carrier
- The base carrier features two fixing holes so that it can be screwed on
- Once labeled, the insert label is inserted in the cap and this is then snapped onto the base carrier
- The labeling is protected against external influences
- The ES−SSMK ... insert strips can be labeled using the CMS−P1−PLOTTER and the CMS−P1−PAD magazine

Can be printed with:

**Plotter**

**For screw or rivet fixing**

### Technical data

| | | |
|---|---|---|
| **General data** | | |
| Can be printed with: | | CMS-P1-PLOTTER |
| Material | | PC |
| Inflammability class according to UL 94 | | V2 |
| Temperature range | [°C] | -40 ... 115 |
| Components | | free from silicone and halogen |
| Drill hole spacing | [mm] | 40 |
| Hole diameter | [mm] | 3.5 |

### Ordering data

| Description | Color | Type | Order No. | Pcs. / Pkt. |
|---|---|---|---|---|
| **Control cabinet marker,** two mounting holes M3 | | | | |
| Size: 60 x 18 mm, lettering field: 56 x 14 mm, incl. 1 x ES-SSMK-GB 60X18 | transparent/ white | **SSMK 60X18** | **5032439** | 50 |
| Size: 96 x 30 mm, lettering field: 92 x 26 mm, incl. 1 x ES-SSMK-GB 90X30 | transparent/ white | **SSMK 96X30** | **5032442** | 50 |

### Accessories

| | | | | |
|---|---|---|---|---|
| **Large format sheet insert strips,** can be labeled with plotter, DIN A4, perforated, material: cardboard | | | | |
| 1 sheet = 75 strips, labeling field: 56 x 14 mm | transparent/ white | **ES-SSMK-GB 60X18** | **5032468** | 10 |
| 1 sheet = 22 strips, labeling field: 92 x 26 mm | transparent/ white | **ES-SSMK-GB 96X30** | **5032455** | 10 |

## Transparent stick-on cover

- Extremely thick, but flexible and transparent label made from halogen-free PU
- Stuck over labels or markers that have been labeled to protect them
- High level of mechanical and chemical stability
- Suitable for permanent outdoor use

Shock protection

### Technical data

| General data | |
|---|---|
| Material | Polyester foil |
| Components | Halogen-free |

### Ordering data

| Description | Color | Type | Order No. | Pcs. / Pkt. |
|---|---|---|---|---|
| **Shock protection foil,** designed for sticking into CARRIER-EMLP ... | | | | |
| 51 labels per sheet | transparent | **EMLPR (26,5X14,5)** | **0800546** | 10 |
| 42 labels per sheet | transparent | **EMLPR (26,5X17,5)** | **0800360** | 10 |
| 30 labels per sheet | transparent | **EMLPR (26,5X26,5)** | **0800361** | 10 |
| 14 labels per sheet | transparent | **EMLPR (30X40)** | **0800359** | 10 |
| 6 labels per sheet | transparent | **EMLPR (80X42)** | **0800357** | 10 |
| 4 labels per sheet | transparent | **EMLPR (80X60)** | **0800358** | 10 |
| 9 labels per sheet | transparent | **EMLPR (100X30)** | **0800362** | 10 |

## Device marking for Phoenix Contact

| | UC-TM 6 | UCT-TM 6 | UC-TMF 6 | UC-TMF 12 | UCT-TMF 6 | UCT-TMF 12 | UC-EM (17,5X9) | UC-EM (20X9) | UC-EMP (20X9) | US-EMP (20X9) | UCT-EM (17,5X9) | UCT-EM (20X9) | ZB 5, ZB 6, ZB 15 |
|---|---|---|---|---|---|---|---|---|---|---|---|---|---|
| **Catalog 7: interface technology and switchgear** | | | | | | | | | | | | | |
| INTERFACE Relay PLC power terminal block Order No. 2966508 | | | | | | | ■ | ■ | | | ■ | ■ | |
| INTERFACE Relay PLC-B..., PLC-O..., PLC-R... | ■ | ■ | | | | | | | | | | | |
| DEK-REL… relay terminal block | ■ | ■ | | | | | | | | | | | |
| DEK-OE… special relays | ■ | ■ | | | | | | | | | | | |
| DEK-TR… inverter module | ■ | ■ | | | | | | ■ | ■ | ■ | | ■ | |
| COMPACT-LINE UM 45... | | | | ■ | | ■ | | | | | | | |
| PROCESS INTERFACE PI-EX... | | | ■ | | ■ | | | | | | | | |
| RIFLINE complete | | | | | | | | | | | | | ■ |



| | UC-TM 5<br>UCT-TM 5 | UC1U-TM 5 | UC-TM 6<br>UCT-TM 6 | UC-TMF 8<br>UCT-TMF 8 | UC-TMF 10<br>UCT-TMF 10 | UC-TMF 16<br>UCT-TMF 16 | UC-WMT (23X4)<br>US-WMT (23X4) | UC-EM (17,5X9) | UC-EM (20X7) | UC-EMP (20X9)<br>US-EMP (20X9) | UCT-EM (17,5X9) | UCT-EM (20X7) | UCT-EM (20X9) |
|---|---|---|---|---|---|---|---|---|---|---|---|---|---|
| **Catalog 4: sensor/actuator cabling and industrial plug-in connectors** | | | | | | | | | | | | | |
| SACB with M8 slots | | | | | ■ | | | | | | | | |
| SACB with M12 slots | | | | | | ■ | | | | | | | |
| SACB with M5 slots | | ■ | | | | | | | | | | | |
| SACB-SPEEDCON distributor boxes with M12 slots and metal threads | | | | | | | | ■ | | | ■ | | |
| SACB-SPEEDCON distributor boxes with M12 slots and plug-in screw connection | | | | | | | | ■ | | | ■ | | |
| Distributor boxes with QUICKON slots | | | | | | | | ■ | | | ■ | | |
| Sensor/actuator cabling accessories | | | | | | | ■ | | | | | | |
| PSR-SACB sensor box with M12 slots | | | | | | ■ | | | | | | | |
| VS-SCRJ…, VS-IL-2X… data plug-in connectors | | | | ■ | | | | | | | | | |
| ASI CC DIST… AS-Interface distributor | | | | ■ | | | | | | | | | |
| VS-SI... front plate | | | | | | | | | ■ | | | ■ | |
| HC-M… modular contact insert | | | | | | | | | | ■ | | | ■ |
| HEAVYCON HC-B...A... heavy-duty plug-in connectors | | | ■ | | | | | | | | | | |
| HEAVYCON HC-D...A... heavy-duty plug-in connectors | ■ | | | | | | | | | | | | |

| | UC-TM 6 | UCT-TM 6 | UC-TMF 5 | UC-TMF 18 | UCT-TMF 5 | UCT-TMF 18 |
|---|---|---|---|---|---|---|
| **Catalog 6: surge protection and power supply units** | | | | | | |
| FLASHTRAB compact PLUS lightning arrester | | | | ■ | | ■ |
| FLASHTRAB PLUS lightning arrester | | | | ■ | | ■ |
| FLASHTRAB compact lightning arrester | | | | ■ | | ■ |
| VALVETRAB compact surge arrester | | | ■ | | ■ | |
| VALVETRAB MS surge arrester | | | | ■ | | ■ |
| MAINS-PLUGTRAB device protection | | | | ■ | | ■ |
| PLUGTRAB with function monitoring PT-IQ | | | ■ | | ■ | |
| PLUGTRAB PT… plug-in surge protection cascade | | | ■ | | ■ | |
| Modular terminal blocks with TT... surge protection elements | ■ | ■ | | | | |

| | UC-TM 6 | UCT-TM 6 | UC-TMF 6 | UC-TMF 8 | UC-TMF 12 | UCT-TMF 6 | UCT-TMF 8 | UCT-TMF 12 | UCT-EM (7X10) | EMT (35X18,7) | EMT (35X28) | EMT (35X46) |
|---|---|---|---|---|---|---|---|---|---|---|---|---|
| **Catalog 8: control technology, I/O systems, automation infrastructure** | | | | | | | | | | | | |
| Inline | | | ■ | | | ■ | | | | | | |
| INTERBUS ST... | ■ | ■ | | | | | | | | | | |
| Fieldline... M8 | | | | ■ | | | ■ | | | | | |
| Fieldline... M12 | | | | | ■ | | | ■ | | | | |
| Axioline F series | | | | | | | | | | ■ | ■ | ■ |
| Axioline E series | | | | | | | | | ■ | | | |

## Device marking for devices from other manufacturers

| | UC-EM (17,5X7,5) | UC-EM (17,5X8) | UCT-EM (17X9) | UCT-EM (17,5X7,5) | UCT-EM (17,5X8) | UCT-EM (17X8) | UCT-EM (20X9) |
|---|---|---|---|---|---|---|---|
| **ABB** | | | | | | | |
| Miniature circuit breaker S 221..., S 223..., S 281..., S 284... | ■ | | | ■ | | | |
| Residual current device F271..., F172... | ■ | | | ■ | | | |
| Switch, button, indicator light E 221…, E 222…, E 223… | ■ | | | ■ | | | |
| Switch, button, indicator light E 225…, E 226…, E 227… | ■ | | | ■ | | | |
| Power dimmer STD… | ■ | | | ■ | | | |
| Power supply unit NTLS… | ■ | | | ■ | | | |
| Power consumption meter RS 232… | ■ | | | ■ | | | |
| Installation contactors ESB…, EN… | ■ | | | ■ | | | |
| Miniature circuit breakers LE1..., LE3..., LP1-3..., LPUC 1/2, LP1NA..., LP3NA... | ■ | | | ■ | | | |
| Residual current devices F…, FIP…, FIK…, FI-LP…, FIS… | ■ | | | ■ | | | |
| FI signal generator FISG… | ■ | | | ■ | | | |
| Load switch IS… | ■ | | | ■ | | | |
| Surge arrester SA 4… | ■ | | | ■ | | | |
| Logic modules | ■ | | | ■ | | | |
| Logic and extension module LM…, DO…, DX… | | ■ | | | ■ | | |
| Miniature circuit breaker | | | ■ | | | | |
| Switch contacts A9, A12, A16, A26, A30, A40, A50, A63, A75, A95, A110, A145, A185, A210, A260, A300, AF400, AF460, AF580, AF750 | | | | | | ■ | |
| Mini contacts B6, B7 | | | | | | ■ | |
| SZ-KZS | | | | | | | ■ |

| | UCT-EM (17X10) |
|---|---|
| **Allen-Bradley** | |
| 100-C09Z*10, 100-F A22, 100-F A40 | ■ |
| Motor starter 140M x | ■ |

| | UCT-EM (10X5) | UCT-EM (12X7) | UC1-TMF 5<br>UCT1-TMF 5 |
|---|---|---|---|
| **Beckhoff** | | | |
| BK 3010, BK 3110 | | ■ | |
| BC 2000, BC 3100, BC 4000 | | ■ | ■ |
| BC 9000, BC 9050 | | ■ | ■ |
| Field distributor IE 3112-2-00 | ■ | | |
| IL 2301-B310 | ■ | | |
| SAI distributor (sensor/actuator interface) | ■ | | |

| | UCT-EM (12X3,3) | UCT-EM (12X6) |
|---|---|---|
| **Bernecke + Rainer** | | |
| X20 system | ■ | ■ |

| | UCT-EM (10X8) |
|---|---|
| **Bosch/Rexroth** | |
| Bosch/distributor | ■ |

## Device marking for devices from other manufacturers

| | UCT-EM (5X10) | UCT-EM (6X10) | UC-EM (20X9)<br>UCT-EM (20X9) |
|---|---|---|---|
| **CONTA-CLIP** | | | |
| PRSU | ■ | | |
| CP V4, optocoupler, AOP | | ■ | |
| PGSV, PSP | | | ■ |

| | UCT-EM (10X5) | UCT-EM (20X8) | UC-EM (20X9)<br>UCT-EM (20X9) |
|---|---|---|---|
| **ESCHA** | | | |
| Distributor block MB | ■ | | |
| Distributor block FK/FKS | | ■ | ■ |
| M12 distributor | | | ■ |
| Distributor block 8MB | | | ■ |

| | UCT-EM (6X10) | UCT-EM (17X9) | UCT-EM (17X10) | UC-EM (20X9)<br>UCT-EM (20X9) |
|---|---|---|---|---|
| **FESTO** | | | | |
| Compact Performance | ■ | | | |
| CPA10/EV1 | ■ | | | |
| CP-E16 valve island | ■ | | | |
| CP-E16-KL-CL | ■ | | | |
| Electronics CP-16-M | ■ | | | |
| IBS 6x10 | ■ | | | |
| MPV-E/A08-M8, MPV-E/A08-M12, MPV-E/A12-M8 | ■ | | | |
| CPV pneumatics | ■ | | | |
| IBS 9/17 | | ■ | | |
| IBS 10/17 | | | ■ | |
| MT | | | ■ | |
| Valve island IBS 9/20 | | | | ■ |
| CPV18-V1 valves | | | | ■ |

| | UCT-EM (6X10) | UCT-EM (17X9) |
|---|---|---|
| **Finder** | | |
| Variclip (relay retaining bracket) | | ■ |
| Variclip 020.24 | | ■ |
| Sockets with screw and spring-cage terminal block, 93 series | ■ | |

| | UC-EM (20X7)<br>UCT-EM (20X7) | UC-EM (20X9)<br>UCT-EM (20X9) | UC-TM 6<br>UCT-TM 6 | UC-TM 5<br>UCT-TM 5 |
|---|---|---|---|---|
| **HARTING** | | | | |
| Front plate Han - Port | ■ | | | |
| Plug-in connector Han - Snap | | ■ | | |
| Connection distributor Han - E AV | | | ■ | |
| Connection distributor Han - D AV | | | | ■ |

| | UC-EM (10X8) | UC-EM (17,5X8) | UC-EM (20X7) | UC-EM (21X8) | UCT-EM (10X8) | UCT-EM (17X8) | UCT-EM (17,5X8) | UCT-EM (18X8) | UCT-EM (20X7) | UCT-EM (20X9) | UCT-EM (21X8) |
|---|---|---|---|---|---|---|---|---|---|---|---|
| **ifm-electronic** | | | | | | | | | | | |
| AC 20 xx classic module/universal M | ■ | | | | ■ | | | | | | |
| AC 24 80/81 CompactLine | ■ | | | | ■ | | | | | | |
| AC 5210 AS-i module | | ■ | | | | | ■ | | | | |
| AV 52xx ClassicLine | | ■ | | | | | ■ | | | | |
| AC 225 SmartLine | | | | ■ | | ■ | | ■ | | | ■ |
| ClassicLine distribution module AC52… | | ■ | | | | | ■ | | | | |
| Active AS-i module AC2480 | ■ | | | | ■ | | | | | | |
| AC 50 xx module bases | ■ | | | | ■ | | | | | | |
| Active AS-i module AC225... | | | ■ | ■ | | | | | ■ | | ■ |
| Compact module AC 24 xx | | | | | | | | | | ■ | |

## Device marking for devices from other manufacturers

| | UC-EM (10X8) | UC-EM (17,5X7,5) | UC-EM (19X9) | UC-EM (20X9) | UCT-EM (10X5) | UCT-EM (10X8) | UCT-EM (17,5X7,5) | UCT-EM (20X9) |
|---|---|---|---|---|---|---|---|---|
| **Lumberg** | | | | | | | | |
| INTERBUS remote bus terminal block | | ■ | | | | | ■ | |
| PROFIBUS DP... | | ■ | | | | | ■ | |
| CANopen® device CSL... | | ■ | | | | | ■ | |
| DeviceNet™ device DSL... | | ■ | | | | | ■ | |
| AS-Interface module | | ■ | | | | | ■ | |
| Ethernet switch EEC... | | ■ | | | | | ■ | |
| Sensor/actuator distributor ASB | | ■ | | | | | ■ | |
| Valve adapter VAD... | | | ■ | ■ | | | | ■ |
| Valve adapter VBD... | | | ■ | ■ | | | | ■ |
| I/O module UEM... | | | ■ | ■ | | | | ■ |
| PROFIBUS DP PSL 7... | | | ■ | | | | | |
| AS-Interface module ASL 501 | ■ | | | | | ■ | | |
| AS-Interface ABAS/UTAS | ■ | | | | | ■ | | |
| Terminal strip SBS4/LED-3 | ■ | | | | | ■ | | |
| Distributors E2C and SB8 | ■ | | | | | ■ | | |
| AS-Interface IBA, IBI, IBP | | | | ■ | | | | ■ |
| ASB 2-VC-1A, ASB 8 | | | | ■ | | | | ■ |
| ASBM 12/LED 3, ASBSM 4/LED 3 | | | | | ■ | | | |
| PROFIBUS 0970-PSL-651 | | | | | ■ | | | |

| | UC-EM (17,5X8) | UC-EM (20X9) | UCT-EM (17,5X8) | UCT-EM (20X9) |
|---|---|---|---|---|
| **Moeller** | | | | |
| Function relay DILET 11…, DILET 70…, EMR 4… | ■ | | ■ | |
| Basic device and extension module EASY 2..., EASY 5..., EASY 6..., EASY 7..., EASY 200... | ■ | | ■ | |
| Relay ZE..., ZEV... | ■ | | ■ | |
| Contactor DILER, DILEM | | ■ | | ■ |

| | UC-EM (17,5X9) | UC-EM (20X9) | UC-EM (21X8) | UCT-EM (5X10) | UCT-EM (10X5) | UCT-EM (17X9) | UCT-EM (17,5X8) | UCT-EM (17,5X9) | UCT-EM (17X8) | UCT-EM (20X8) | UCT-EM (20X9) | UCT-EM (21X8) |
|---|---|---|---|---|---|---|---|---|---|---|---|---|
| **MURR ELEKTRONIK** | | | | | | | | | | | | |
| ASI IO SL DIO 8/4/4 | | | | ■ | | | | | | | | |
| M8 distributors | | | | ■ | | | | | | | | |
| MSUD valve connector combination | | | | ■ | | | | | | | | |
| AS-i bus module MVK8 | | | | ■ | | | | | | | | |
| MVPS8 sensor/actuator box | | | | ■ | | | | | | | | |
| B6 mini contact | | | ■ | | | | | | ■ | | | ■ |
| Initiator holder | | | | | | | ■ | | | | | |
| M12 Y cable | | | | | ■ | | | | | | | |
| Plastic M12 distributor systems | ■ | | | | | | | ■ | | | | |
| MERINO | | | | | | ■ | | | | | | |
| Merio M12 8-way distributor 27106 | | | | | | ■ | | | | | | |
| MVK12 AS-i bus module | | | | | | ■ | | | | | | |
| MVM8 Order No. 276658 | | | | | | ■ | | | | | | |
| MVP 12 distributor: 4-way 27114 | | | | | | ■ | | | | | | |
| MVP 12 distributor: 6-way 27115 | | | | | | ■ | | | | | | |
| MVP 12 distributor: 8-way 27116 | | | | | | ■ | | | | | | |
| MVP 12 AS-i module distributor 27773 to 27778 | | | | | | ■ | | | | | | |
| Cube 67 | | | | | | | | | | ■ | | |
| MASI | | | | | | | | | | ■ | | |
| MICO 4.6 | | | | | | | | | | ■ | | |
| MVP 12 distributor: 4-way 27530, MVP 12 distributor: 8-way 27535 | | | | | | | | | | ■ | | |
| MVK MP DI 08, DI 8 PROFIBUS | | | | | | | | | | ■ | | |
| AMMS/AMMDS | | ■ | | | | | | | | | ■ | |
| AMZS/AMZSW, Order No. 276397 | | ■ | | | | | | | | | ■ | |
| AS/S01/DIL/RC-BUG2 | | ■ | | | | | | | | | ■ | |
| Cube 67 BN-P, KM 5, Logic distributor 8-way M12, Order No. 276247 | | ■ | | | | | | | | | ■ | |
| M12 distributor, MAW/MDW, MBM bus modules IP20, MBV series | | ■ | | | | | | | | | ■ | |
| MIS system wiring, MKS/MKSxxx, MPOT, MSUD valve connection technology | | ■ | | | | | | | | | ■ | |
| MSVD/MSDO, MSVS, MUFW/MF...W/MIB | | ■ | | | | | | | | | ■ | |
| MVK-I bus module Order No. ME 553300 | | ■ | | | | | | | | | ■ | |
| NEF mains interference filter, RMM/RMME, UFL/UG-SB/UGS/SV/LUGS/PKB | | ■ | | | | | | | | | ■ | |
| Valve connector type A, B, BI, C, CI, distributor MVB 8V | | ■ | | | | | | | | | ■ | |

## Device marking for devices from other manufacturers

| | UC-EM (20X9) | UCT-EM (10X5) | UCT-EM (10X8) | UCT-EM (20X9) |
|---|---|---|---|---|
| **Pepperl & Fuchs** | | | | |
| G6 compact modules | | ■ | | |
| ASI VAA-2E-64SN (pneumatic module VAA) | | | ■ | |
| AS-i bus module, G6 compact module, IPG-64-B7 | | | ■ | |
| VAS 2A-K 12 U, WA-4E-62-ZE | ■ | | | ■ |

| | UC-EM (18X8) | UC-EM (21X8) | UCT-EM (17X8) | UCT-EM (18X8) | UCT-EM (21X8) |
|---|---|---|---|---|---|
| **Schneider Electric** | | | | | |
| Standard contactors GC 1610, 1611, 1620, 2502, 2510, 2511, 2520 | ■ | | ■ | ■ | |
| Preselection contactors GY 1611, 1620, 2511, 2520 | ■ | | ■ | ■ | |
| TeSys D series, D control relay, K, K control relay | | | ■ | | |
| TeSys model U | ■ | | | ■ | |
| Standard contactors GC 1622, 1630, 1640, 2504, 2522, 2530, 2540 | | | ■ | | |
| Standard contactors 4002, 4004, 4011, 4020, 4022, 4030, 4040, 6302, 6304, 6311, 6320, 6322, 6330, 6340, 10020, 10040 | | ■ | | | ■ |
| Preselection contactors GY 1640, 2530, 2540, 4020, 4030, 4040, 6320, 6330, 6340 | | ■ | | | ■ |
| Motor adjustment combination TeSys LD1... | | ■ | | | ■ |
| Motor adjustment combination HL contactors LD 4... | | ■ | | | ■ |
| Motor output/reversing combination LD5... | | ■ | | | ■ |

| | UC-EM (10X7) | UC-EM (10X8) | UC-EM (20X7) | UC-EM (20X9) | EMT (50/28X13)R... | EMT (50X26)R... | EMT (103X17)R... | EMT (103X23)R... | UCT-EM (10X7) | UCT-EM (10X8) | UCT-EM (15X10) | UCT-EM (20X7) | UCT-EM (20X9) |
|---|---|---|---|---|---|---|---|---|---|---|---|---|---|
| **Siemens** | | | | | | | | | | | | | |
| AS-i slaves I/O module K45…/K60… | | | | ■ | | | | | | | | | ■ |
| ASIsafe module K45.../K60..., mounting plate K45/K60 | | | | ■ | | | | | | | | | ■ |
| AS-i slaves SlimLine S22.5.../S45... | | | ■ | | | | | | | | | ■ | |
| AS-i slaves counter module, ground fault detection module | | | ■ | | | | | | | | | ■ | |
| AS-i slaves surge protection module | | ■ | | | | | | | | ■ | | | |
| AS-i repeater, 4-way distributor, round cable distributor | | ■ | | | | | | | | ■ | | | |
| AS-i compact module K20... | | ■ | | | | | | | | ■ | | | |
| Contactor, auxiliary contactor, contactor combination, auxiliary switch block | | | ■ | | | | | | | | | ■ | |
| Auxiliary switch blocks 3RH 1921... | ■ | | ■ | | | | | | ■ | | | ■ | |
| EMI interference suppression module | | | ■ | | | | | | | | | ■ | |
| Solid-state relay, solid-state contactor, special function module | | | ■ | | | | | | | | | ■ | |
| Circuit breaker, el. overload relay, therm. overload relay | | | ■ | | | | | | | | | ■ | |
| Soft starter, direct starter | | | ■ | | | | | | | | | ■ | |
| Motor management and control devices, timer relays, monitoring relays, safety relays | | | ■ | | | | | | | | | ■ | |
| ET 200S | | | | | ■ | ■ | | | | | | | |
| S7-300 | | | ■ | | | | ■ | ■ | | | | ■ | |
| ET 200SP | | | | | | | | | | | ■ | | |
| Bus module ET 200X, contact block, Signum button series, 3SB3 button, switching element 3SB14... | | ■ | | | | | | | | ■ | | | |
| Motor circuit breaker | | | | | | | | | | | | ■ | |
| End block 8WA1 808 | | | | ■ | | | | | | | | | ■ |

## Device marking for devices from other manufacturers

| | UC-EM (18X8) | UC-EM (21X8) | UCT-EM (18X8) | UCT-EM (21X8) |
|---|---|---|---|---|
| **Telemecanique** | | | | |
| Standard contactor GC 1610, 1611, 1620, 2502 | ■ | | ■ | |
| Standard contactor GC 1622, 1630, 1640, 2504 | | ■ | | ■ |
| Standard contactor GC 2510, 2511, 2520 | ■ | | ■ | |
| Standard contactor GC 2522, 2530, 2540 | | ■ | | ■ |
| Standard contactor GC 4002, 4004, 4011, 4020, 4022, 4030, 4040 | | ■ | | ■ |
| Standard contactor GC 6302, 6304, 6311, 6320, 6322, 6330, 6340 | | ■ | | ■ |
| Standard contactor GC 10020, 10040 | | ■ | | ■ |
| Preselection contactor GY 1611, 1620 | ■ | | ■ | |
| Preselection contactor GY 1640 | | ■ | | ■ |
| Preselection contactor GY 2511, 2520 | ■ | | ■ | |
| Preselection contactor GY 2530, 2540 | | ■ | | ■ |
| Preselection contactor GY 4020, 4030, 4040 | | ■ | | ■ |
| Preselection contactor GY 6320, 6330, 6340 | | ■ | | ■ |
| Motor output combination TeSys LD1… | | ■ | | ■ |
| Motor output combination HL contactors LD4… | | ■ | | ■ |
| Motor output combination/reversing combination LD5… | | ■ | | ■ |

| | UC-EM (20X9) | UCT-EM (10X5) | UCT-EM (20X8) | UCT-EM (20X9) |
|---|---|---|---|---|
| **Turck** | | | | |
| PLC distributor SDPB-0404D-006, SDPL-0404D-1003, SAI distributor | | ■ | | |
| JTBS-46SC | | | ■ | |
| 8MB12-xxx, FLDP-IM-8, PDP-M81 / I16T | ■ | | | ■ |

| | UCT-EM (12X7) | UCT-EM (17X9) |
|---|---|---|
| **Wago** | | |
| Miniature circuit breaker | | ■ |
| I/O modules | ■ | |

| | UC1-TMF 5 | UC1-TM 5 | UCT1-TMF 5 | UCT1-TM 5 | UC-EM (19X9) | UC-EM (17,5X9) | UC-EM (20X9) | UCT-EM (17,5X9) | UCT-EM (20X9) |
|---|---|---|---|---|---|---|---|---|---|
| **Weidmüller** | | | | | | | | | |
| M8 distributor systems | ■ | | ■ | | | | | | |
| M5 distributor systems | | ■ | | ■ | | | | | |
| Actuator/sensor interface | | ■ | | ■ | | | | | |
| Actuator/sensor interface line | | ■ | | ■ | | | | | |
| M12 distributor systems | | | | | ■ | ■ | ■ | ■ | ■ |
| M12 metal distributor systems | | | | | | ■ | | ■ | |
| SAI distributor | | | | | | | ■ | | ■ |

## Marker carriers from Phoenix Contact

| | UC-EMP (27X8)<br>US-EMP (27X8)<br>US-EMLP (27X8)<br>EML (26,5X7,5)R SR<br>EMLP (27X8)R SR | UC-EMP (27X12,5)<br>US-EMP (27X12,5)<br>US-EMLP (27X12,5)<br>EML (26,5X12)R SR<br>EMLP (27X12,5)R SR | UC-EMP (27X15)<br>US-EMP (27X15)<br>US-EMLP (27X15) | UC-EMP (27X18)<br>US-EMP (27X18)<br>US-EMLP (27X18)<br>EML (26,5X17,5)R ...<br>EMLP (27X18)R SR | UC-EMP (27X27)<br>US-EMP (27X27)<br>US-EMLP (27X27)<br>EML (26,5X26,5)R SR<br>EMLP (27X27)R SR |
|---|---|---|---|---|---|
| **Phoenix Contact** | | | | | |
| CARRIER-EMP 22 (27 x 8) | ■ | | | | |
| CARRIER-EMP 22 (27 x 12,5) | | ■ | | | |
| CARRIER-EMP 22 (27 x 15) | | | ■ | | |
| CARRIER-EMP 22 (27 x 18) | | | | ■ | |
| CARRIER-EMP 22 (27 x 27) | | | | | ■ |
| CARRIER-EMLP 22 (27 x 8) | ■ | | | | |
| CARRIER-EMLP 22 (27 x 12,5) | | ■ | | | |
| CARRIER-EMLP 22 (27 x 15) | | | ■ | | |
| CARRIER-EMLP 22 (27 x 18) | | | | ■ | |
| CARRIER-EMLP 22 (27 x 27) | | | | | ■ |

| | UC-EMP (17X15)<br>US-EMP (17X15) | UC-EMP (27X15)<br>US-EMP (27X15) | UC-EMP (49X15)<br>US-EMP (49X15) | UC-EMP (60X15)<br>US-EMP (60X15) | UC-EMP (60X30)<br>US-EMP (60X30) | US-EMP (85,6X54) |
|---|---|---|---|---|---|---|
| **Phoenix Contact** | | | | | | |
| CARRIER-EMP (17 x 15) | ■ | | | | | |
| CARRIER-EMP (27 x 15) | | ■ | | | | |
| CARRIER-EMP (49 x 15) | | | ■ | | | |
| CARRIER-EMP (60 x 15) | | | | ■ | | |
| CARRIER-EMP (60 x 30) | | | | | ■ | |
| CARRIER-EMP (85,6 x 54) | | | | | | ■ |
| CARRIER-EMP (1000 x 15) | ■ | ■ | ■ | ■ | | |
| CARRIER-EMP (1000 x 15) TR | ■ | ■ | ■ | ■ | | |
| CARRIER/L-EMP (1000 x 15) | ■ | ■ | ■ | ■ | | |
| CARRIER/L-EMP (1000 x 15) TR | ■ | ■ | ■ | ■ | | |

## Marker carriers from other manufacturers

| | UC-EMP (17X15) US-EMP (17X15) | UC-EMLP (22X22) | UC-EMP (27X8) US-EMP (27X8) | UC-EMP (27X12,5) US-EMP (27X12,5) | UC-EMP (27X15) US-EMP (27X15) | UC-EMP (27X18) US-EMP (27X18) | UC-EMP (27X27) US-EMP (27X27) | UC-EMP (49X15) US-EMP (49X15) | UC-EMP (60X15) US-EMP (60X15) | UC-EMP (60X30) US-EMP (60X30) |
|---|---|---|---|---|---|---|---|---|---|---|
| **ABB** | | | | | | | | | | |
| MA6-1060 | | | | ■ | | | | | | |
| BSH-A | | | ■ | | | | | | | |
| BSH-B | | | | | | ■ | | | | |
| **Conta-Clip** | | | | | | | | | | |
| GSU-H 17 x 15 | ■ | | | | | | | | | |
| GSU-H 27 x 15 | | | | | ■ | | | | | |
| GSU-H 49 x 15 | | | | | | | | ■ | | |
| GSU-H 60 x 15 | | | | | | | | | ■ | |
| GSU-H 60 x 30 | | | | | | | | | | ■ |
| **Grafoplast** | | | | | | | | | | |
| SIT 0A06... | | | | | ■ | | | | | |
| SIT 0A07... | | | | | | | | ■ | | |
| SIT 0B05... | | | | | ■ | | | | | |
| SIT 0B07... | | | | | ■ | | | | | |
| SIT 0B08... | | | | | | | ■ | | | |
| SIT 0B09... | | | ■ | | | | | | | |
| **Moeller** | | | | | | | | | | |
| M22S-ST-X | | | | | | ■ | | | | |
| **Murrplastik** | | | | | | | | | | |
| BT 22,5 | | | ■ | | | | | | | |
| BTK 22.5 | | | | | ■ | | | | | |
| BT Harmony ZB4 | | | ■ | | | | | | | |
| BT 15/27 | | | | | ■ | | | | | |
| BT 15/49 | | | | | | | | ■ | | |
| **Siemens** | | | | | | | | | | |
| 3SB3922-0AY | | | | ■ | | | | | | |
| 3SB3925-0AV | | | | | | ■ | | | | |
| 3SB1906-2AA | | | | | | | ■ | | | |
| 3SB1906-2AW | | | | | | | ■ | | | |
| Empty housing 3SB38... | | ■ | | | | | | | | |
| **Weidmüller** | | | | | | | | | | |
| SM-H 27/12,5 | | | | ■ | | | | | | |
| SM-H 27/18 | | | | | | ■ | | | | |
| SM-H 27/27 | | | | | | | ■ | | | |
| CC-H 15/17 | ■ | | | | | | | | | |
| CC-H 15/27 | | | | | ■ | | | | | |
| CC-H 15/49 | | | | | | | | ■ | | |
| CC-H 30/60 | | | | | | | | | | ■ |

PROPANE
OXYGEN
COOLING WATER
400 V
400 V

# System marking - MARKING system

Clear and extensive marking of systems not only guarantees safety but is also a legal requirement. Safety and information signs provide important information and help to improve operational processes.

Phoenix Contact offers numerous marking labels for system marking. From warning labels to multicolored symbol signs, the extremely diverse product range covers all applications. We offer a range of printing systems for labeling.

**Product range overview**


**System marking** 318

**PML-W... warning labels**

Unlabeled warning labels, UniSheet material 320
Unlabeled warning labels, supplied in rolls 321
Preprinted warning labels 322

**PML-P... prohibition signs**

Unlabeled prohibition signs, UniSheet material 326
Unlabeled prohibition signs, supplied in rolls 327
Preprinted prohibition signs 328

**PML-M... mandatory signs**

Unlabeled mandatory signs, UniSheet material 334
Unlabeled mandatory signs, supplied in rolls 335
Preprinted mandatory signs 336

**PML-T... pipeline signs**

Unlabeled pipeline signs, supplied in rolls 342

**PML-GHS... hazardous substances labels**

Unlabeled hazardous substances labels, UniSheet material 348
Unlabeled hazardous substances labels, supplied in rolls 349
Preprinted hazardous substances labels 350

**US-EMLF... combi labels**

Unlabeled combi labels, UniSheet material 354

**PMM... magnetic labels**

Unlabeled magnetic labels, supplied in rolls 356

**Ordering example for labeling service - printed for you** 359

Unambiguous marking of systems helps to avoid operating errors and is therefore a key component of occupational safety. Information and safety signs also provide important information on site, making it easier to maintain systems.

Phoenix Contact offers a wide range of labels which meet the legal requirements for correct system marking. Depending on the type, they can be labeled using the THERMOMARK LINE thermal transfer printers. The labels are characterized by a high level of wipe and scratch resistance.

Multicolored symbol signs can be custom-designed using the THERMOMARK CARD PLUS.

Please contact us if you are unable to find a suitable size or color for your application from the options available in our product range. It goes without saying that Phoenix Contact also offers a comprehensive labeling service for system marking applications. Test us out!

**PML-W warning labels**

Warning labels are used to identify danger areas in systems and workshops. The unlabeled warning labels allow you to create custom warning instructions.

**PML-P prohibition signs**

Prohibition signs prohibit potentially dangerous activities. They are therefore a key component of occupational health and safety.

**PML-M mandatory signs**

Mandatory signs prescribe a certain mode of behavior and are used to prevent accidents in the workplace.

**PML-T pipeline signs**

Pipeline markers are used to indicate fluids or gases. By removing the arrowhead that is not required, the direction of flow can also be defined.

**PML-GHS hazardous substances labels**

Hazardous substances labels are used for the additional marking of the pipeline markers if hazardous substances according to the Ordinance on Hazardous Substances (GefStoffV) are transported through the pipelines.

**PMM magnetic labels**

Magnetic labels provide a flexible solution if you do not wish to apply permanent marking. If required, they can be quickly attached to metallic surfaces and removed just as easily.

## UniSheet - stick-on warning labels, unlabeled

N

The unlabeled US-PML warning labels allow you to create custom warning instructions. A variety of symbols are available in the CLIP PROJECT software. The warning labels offer the following features:

- Highly flexible, plasticized PVC labels which are ideal for uneven surfaces
- Suitable for indoor and outdoor use
- The warning labels conform to the ISO 7010 international standard
- The format automatically ensures printing with a high degree of positioning accuracy

- Labeling service: Phoenix Contact can custom-label all US-PML ... warning labels according to your requirements

**Notes:**

[1]) For ordering example, see page 359.

Can be printed with:

**Thermal transfer for sheets and cards**

PRINTED FOR YOU

**Unlabeled or labeled according to customer specifications**

### Technical data

| | | |
|---|---|---|
| **General data** | | |
| Can be printed with: | | THERMOMARK CARD PLUS • THERMOMARK CARD |
| Material | | PVC |
| Temperature range | [°C] | -40 ... 90 |
| Wipe resistance | | DIN EN 61010-1 (VDE 0411-1) |
| Components | | Silicone-free |

### Ordering data

| Description | Color | Type | Order No. | Pcs. / Pkt. |
|---|---|---|---|---|
| **UniSheet,** with self-adhesive warning labels, triangular | | | | |
| 24-section, side length: 25 mm | yellow | **US-PML-W100 (25X25)** | **1014125** | 10 |
| 6-section, side length: 50 mm | yellow | **US-PML-W100 (50X50)** | **1014126** | 10 |
| 1-section, side length: 100 mm | yellow | **US-PML-W100 (100X100)** | **1014127** | 10 |
| **UniSheet,** with self-adhesive warning labels, triangular with additional rectangular lettering field | | | | |
| 16-section, side length: 25 mm | yellow | **US-PML-W200 (25X25)** | **1014131** | 10 |
| 4-section, side length: 50 mm | yellow | **US-PML-W200 (50X50)** | **1014132** | 10 |
| 1-section, side length: 100 mm | yellow | **US-PML-W200 (100X100)** | **1014133** | 10 |
| **UniSheet,** with self-adhesive warning labels, triangular, **labeled according to customer specifications**[1]) | | | | |
| 24-section, side length: 25 mm | yellow | **US-PML-W100 (25X25) CUS** | **1014128** | 1 |
| 6-section, side length: 50 mm | yellow | **US-PML-W100 (50X50) CUS** | **1014129** | 1 |
| 1-section, side length: 100 mm | yellow | **US-PML-W100 (100X100) CUS** | **1014130** | 1 |
| **UniSheet,** with self-adhesive warning labels, triangular with additional rectangular lettering field, **labeled according to customer specifications**[1]) | | | | |
| 16-section, side length: 25 mm | yellow | **US-PML-W200 (25X25) CUS** | **1014134** | 1 |
| 4-section, side length: 50 mm | yellow | **US-PML-W200 (50X50) CUS** | **1014135** | 1 |
| 1-section, side length: 100 mm | yellow | **US-PML-W200 (100X100) CUS** | **1014136** | 1 |

### Accessories

| | | | |
|---|---|---|---|
| **Magazine,** for THERMOMARK CARD..., for accommodating all US–... materials | **THERMOMARK CARD-US-MAG1** | **5146451** | 1 |

## Stick-on warning labels, unlabeled

The unlabeled PML warning labels allow you to create custom warning instructions. A variety of symbols are available in the CLIP PROJECT software. The warning labels offer the following features:

- Highly flexible, plasticized PVC labels which are ideal for uneven surfaces
- Suitable for indoor and outdoor use
- The special packaging protects rolls that have already been started from the dirt found in industrial environments
- The warning labels conform to the ISO 7010 international standard
- Labeling service: Phoenix Contact can custom-label all PML ... warning labels according to your requirements

**Notes:**

[1]) For ordering example, see page 359.

Can be printed with:

**Thermal transfer for rolls**

PRINTED FOR YOU

**Unlabeled or labeled according to customer specifications**

### Technical data

| | | |
|---|---|---|
| **General data** | | |
| Can be printed with: | | THERMOMARK ROLL • THERMOMARK ROLL X1 • THERMOMARK X1.1 • THERMOMARK X1.2 |
| Material | | PVC |
| Temperature range | [°C] | -40 ... 90 |
| Wipe resistance | | DIN EN 61010-1 (VDE 0411-1) |
| Components | | Silicone-free |

### Ordering data

| Description | Color | Type | Order No. | Pcs. / Pkt. |
|---|---|---|---|---|
| **Warning label,** triangular | | | | |
| 500 labels per roll, side length: 25 mm | yellow | **PML-W100 (25X25)R** | **0830429** | 1 |
| 500 labels per roll, side length: 50 mm | yellow | **PML-W100 (50X50)R** | **0830430** | 1 |
| 250 labels per roll, side length: 100 mm | yellow | **PML-W100 (100X100)R** | **0830431** | 1 |
| **Warning label,** triangular, additional rectangular lettering field | | | | |
| 500 labels per roll, side length: 25 mm | yellow | **PML-W200 (25X25)R** | **0830451** | 1 |
| 500 labels per roll, side length: 50 mm | yellow | **PML-W200 (50X50)R** | **0830452** | 1 |
| 250 labels per roll, side length: 100 mm | yellow | **PML-W200 (100X100)R** | **0830453** | 1 |
| **Warning label,** rectangular | | | | |
| 500 labels per roll, width: 52 mm, height: 26 mm | yellow | **PML-W300 (52X26)R** | **0830458** | 1 |
| 500 labels per roll, width: 74 mm, height: 37 mm | yellow | **PML-W300 (74X37)R** | **0830459** | 1 |
| 250 labels per roll, width: 105 mm, height: 52 mm | yellow | **PML-W300 (105X52)R** | **0830460** | 1 |
| **Warning label,** triangular, **labeled according to customer specifications**[1]) | | | | |
| 3 labels per strip, side length: 25 mm | yellow | **PML-W100 (25X25)R CUS** | **0830493** | 1 |
| 1 label per strip, side length: 50 mm | yellow | **PML-W100 (50X50)R CUS** | **0830494** | 1 |
| 1 label per strip, side length: 100 mm | yellow | **PML-W100 (100X100)R CUS** | **0830495** | 1 |
| **Warning label,** triangular, additional rectangular lettering field, **labeled according to customer specifications**[1]) | | | | |
| 3 labels per strip, side length: 25 mm | yellow | **PML-W200 (25X25)R CUS** | **0830496** | 1 |
| 1 label per strip, side length: 50 mm | yellow | **PML-W200 (50X50)R CUS** | **0830497** | 1 |
| 1 label per strip, side length: 100 mm | yellow | **PML-W200 (100X100)R CUS** | **0830498** | 1 |
| **Warning label,** rectangular, **labeled according to customer specifications**[1]) | | | | |
| 1 label per strip, width: 52 mm, height: 26 mm | yellow | **PML-W300 (52X26)R CUS** | **0830499** | 1 |
| 1 label per strip, width: 74 mm, height: 37 mm | yellow | **PML-W300 (74X37)R CUS** | **0830500** | 1 |
| 1 label per strip, width: 105 mm, height: 52 mm | yellow | **PML-W300 (105X52)R CUS** | **0830501** | 1 |

## Stick-on warning labels, triangular with lightning flash

The PML warning labels are available with various warning instructions. The warning labels offer the following features:
– Printed cards
– Suitable for indoor and outdoor use
– The warning labels conform to the ISO 7010 international standard

### Technical data

| General data | | |
|---|---|---|
| Material | | PVC |
| Temperature range | [°C] | -40 ... 90 |
| Wipe resistance | | DIN EN 61010-1 (VDE 0411-1) |
| Components | | Silicone-free |

### Ordering data

| Description | Color | Type | Order No. | Pcs. / Pkt. |
|---|---|---|---|---|
| **Warning label,** triangular, with lightning flash<br>25 labels per sheet, side length: 25 mm | yellow | **PML-W101 (25X25)** | **0830433** | 5 |
| 9 labels per sheet, side length: 50 mm | yellow | **PML-W101 (50X50)** | **0830434** | 5 |
| 9 labels per sheet, side length: 100 mm | yellow | **PML-W101 (100X100)** | **0830435** | 5 |
| 1 label per sheet, side length: 200 mm | yellow | **PML-W101 (200X200)** | **0830436** | 5 |

## Stick-on warning labels, triangular with lightning flash and details of voltage

- Printed cards
- Suitable for indoor and outdoor use
- The warning labels conform to the ISO 7010 international standard

| | | Technical data | Technical data |
|---|---|---|---|
| **General data** | | | |
| Material | | PVC | PVC |
| Temperature range | [°C] | -40 ... 90 | -40 ... 90 |
| Wipe resistance | | DIN EN 61010-1 (VDE 0411-1) | DIN EN 61010-1 (VDE 0411-1) |
| Components | | Silicone-free | Silicone-free |

| | | Ordering data | | | Ordering data | | |
|---|---|---|---|---|---|---|---|
| Description | Color | Type | Order No. | Pcs. / Pkt. | Type | Order No. | Pcs. / Pkt. |
| **Warning label,** triangular with lightning flash, additional rectangular lettering field, printed text: “Spannung Voltage” | | | | | | | |
| 16 labels per sheet, side length: 25 mm | yellow | **PML-W201 (25X25)** | **0830454** | 5 | | | |
| 4 labels per sheet, side length: 50 mm | yellow | **PML-W201 (50X50)** | **0830455** | 5 | | | |
| 4 labels per sheet, side length: 100 mm | yellow | **PML-W201 (100X100)** | **0830456** | 5 | | | |
| 1 label per sheet, side length: 200 mm | yellow | **PML-W201 (200X200)** | **0830457** | 5 | | | |
| **Warning label,** triangular, with lightning flash, additional rectangular lettering field, printed text: 230 V | | | | | | | |
| 16 labels per sheet, side length: 25 mm | yellow | | | | **PML-W202 (25X25)** | **0830437** | 5 |
| 4 labels per sheet, side length: 50 mm | yellow | | | | **PML-W202 (50X50)** | **0830438** | 5 |
| 4 labels per sheet, side length: 100 mm | yellow | | | | **PML-W202 (100X100)** | **0830439** | 5 |
| 1 label per sheet, side length: 200 mm | yellow | | | | **PML-W202 (200X200)** | **0830440** | 5 |
| **Warning label,** triangular, additional rectangular lettering field, printed items: lightning flash and 400 V | | | | | | | |
| 16 labels per sheet, side length: 25 mm | yellow | | | | **PML-W203 (25X25)** | **0830441** | 5 |
| 4 labels per sheet, side length: 50 mm | yellow | | | | **PML-W203 (50X50)** | **0830442** | 5 |
| 4 labels per sheet, side length: 100 mm | yellow | | | | **PML-W203 (100X100)** | **0830443** | 5 |
| 1 label per sheet, side length: 200 mm | yellow | | | | **PML-W203 (200X200)** | **0830444** | 5 |
| **Warning label,** triangular, additional rectangular lettering field, printed items: lightning flash and 120 V | | | | | | | |
| 4 labels per sheet, side length: 50 mm | yellow | | | | **PML-W204 (50X50)** | **0830445** | 5 |
| 4 labels per sheet, side length: 100 mm | yellow | | | | **PML-W204 (100X100)** | **0830446** | 5 |
| 1 label per sheet, side length: 200 mm | yellow | | | | **PML-W204 (200X200)** | **0830447** | 5 |
| **Warning label,** triangular, additional rectangular lettering field, printed items: lightning flash and 240 V | | | | | | | |
| 4 labels per sheet, side length: 50 mm | yellow | | | | **PML-W205 (50X50)** | **0830448** | 5 |
| 4 labels per sheet, side length: 100 mm | yellow | | | | **PML-W205 (100X100)** | **0830449** | 5 |
| 1 label per sheet, side length: 200 mm | yellow | | | | **PML-W205 (200X200)** | **0830450** | 5 |

## Stick-on warning labels, with lightning flash and warning instruction

– Printed cards
– Suitable for indoor and outdoor use

### Technical data

| General data | |
|---|---|
| Material | PVC |
| Temperature range [°C] | -40 ... 90 |
| Wipe resistance | DIN EN 61010-1 (VDE 0411-1) |
| Components | Silicone-free |

### Ordering data

| Description | Color | Type | Order No. | Pcs. / Pkt. |
|---|---|---|---|---|
| **Warning label,** rectangular, with lightning flash, printed text in German/English: “Danger! High voltage when main switch is off” | | | | |
| 4 labels per sheet, W x H: 52 x 26 mm | yellow | **PML-W301 (52X26)** | **0830461** | 5 |
| 3 labels per sheet, W x H: 74 x 37 mm | yellow | **PML-W301 (74X37)** | **0830462** | 5 |
| 4 labels per sheet, W x H: 105 x 52 mm | yellow | **PML-W301 (105X52)** | **0830463** | 5 |
| 2 labels per sheet, W x H: 200 x 100 mm | yellow | **PML-W301 (200X100)** | **0830464** | 5 |
| **Warning label,** rectangular, printed text in German: “Achtung! Vor Öffnen des Gehäuses Netzstecker ziehen!” | | | | |
| 27 labels per sheet, W x H: 52 x 26 mm | yellow | | | |
| 12 labels per sheet, W x H: 74 x 37 mm | yellow | | | |
| 4 labels per sheet, W x H: 105 x 52 mm | yellow | | | |
| 2 labels per sheet, W x H: 200 x 100 mm | yellow | | | |
| **Warning label,** rectangular, with lightning flash, printed text in English: “Caution! Before opening housing, turn off main power switch!” | | | | |
| 27 labels per sheet, W x H: 52 x 26 mm | yellow | | | |
| 12 labels per sheet, W x H: 74 x 37 mm | yellow | | | |
| 4 labels per sheet, W x H: 105 x 52 mm | yellow | | | |
| 2 labels per sheet, W x H: 200 x 100 mm | yellow | | | |
| **Warning label,** rectangular, printed text in German: “Achtung! Vor Öffnen des Gehäuses Hauptschalter ausschalten!” | | | | |
| 27 labels per sheet, W x H: 52 x 26 mm | yellow | | | |
| 12 labels per sheet, W x H: 74 x 37 mm | yellow | | | |
| 4 labels per sheet, W x H: 105 x 52 mm | yellow | | | |
| 2 labels per sheet, W x H: 200 x 100 mm | yellow | | | |
| **Warning label,** rectangular, with lightning flash, printed text in English: “Caution! Before opening housing, pull main plug!” | | | | |
| 27 labels per sheet, W x H: 52 x 26 mm | yellow | | | |
| 12 labels per sheet, W x H: 74 x 37 mm | yellow | | | |
| 4 labels per sheet, W x H: 105 x 52 mm | yellow | | | |
| 2 labels per sheet, W x H: 200 x 100 mm | yellow | | | |

## Technical data

PVC
-40 ... 90
DIN EN 61010-1 (VDE 0411-1)
Silicone-free

## Ordering data

| Type | Order No. | Pcs. / Pkt. |
|---|---|---|
| **PML-W302 (52X26)** | **0830465** | 5 |
| **PML-W302 (74X37)** | **0830466** | 5 |
| **PML-W302 (105X52)** | **0830467** | 5 |
| **PML-W302 (200X100)** | **0830468** | 5 |
| **PML-W303 (52X26)** | **0830469** | 5 |
| **PML-W303 (74X37)** | **0830470** | 5 |
| **PML-W303 (105X52)** | **0830471** | 5 |
| **PML-W303 (200X100)** | **0830472** | 5 |
| **PML-W304 (52X26)** | **0830473** | 5 |
| **PML-W304 (74X37)** | **0830474** | 5 |
| **PML-W304 (105X52)** | **0830475** | 5 |
| **PML-W304 (200X100)** | **0830476** | 5 |
| **PML-W305 (52X26)** | **0830477** | 5 |
| **PML-W305 (74X37)** | **0830478** | 5 |
| **PML-W305 (105X52)** | **0830479** | 5 |
| **PML-W305 (200X100)** | **0830480** | 5 |

## UniSheet - stick-on prohibition signs, color preprinted without symbols

– The color preprinted US PML-P prohibition signs on US cards allow you to create custom prohibition notices
– A variety of symbols are available in the CLIP PROJECT software

**Notes:**

For accessories, visit www.phoenixcontact.net/products.

[1]) For ordering example, see page 359.

N

PRINTED FOR YOU

**Unlabeled or labeled according to customer specifications**

### Technical data

| General data | | |
|---|---|---|
| Can be printed with: | | THERMOMARK CARD PLUS • THERMOMARK CARD |
| Material | | PVC |
| Temperature range | [°C] | -40 ... 90 |
| Wipe resistance | | DIN EN 61010-1 (VDE 0411-1) |
| Components | | Silicone-free |

### Ordering data

| Description | Color | Type | Order No. | Pcs. / Pkt. |
|---|---|---|---|---|
| **Prohibition sign,** color preprinted, without symbols | | | | |
| 4-section, diameter: 50 mm | red/white | **US-PML-P100 (D50)** | **1014217** | 10 |
| 1-section, diameter: 100 mm | red/white | **US-PML-P100 (D100)** | **1014218** | 10 |
| **Prohibition sign,** color preprinted, without symbols, **labeled according to customer specifications**[1]) | | | | |
| 4-section, diameter: 50 mm | red/white | **US-PML-P100 (D50) CUS** | **1014219** | 1 |
| 1-section, diameter: 100 mm | red/white | **US-PML-P100 (D100) CUS** | **1014220** | 1 |

## UniSheet - stick-on prohibition sign, unprinted

– The unlabeled PML prohibition signs allow you to create custom prohibition notices in color with the THERMOMARK CARD PLUS
– A variety of symbols are available in the CLIP PROJECT software

**Notes:**

For the matching ink ribbon (1014403) and magazine (5146451), for THERMOMARK CARD, for accommodating all US materials, see page 348.

[1]) For ordering example, see page 359.

N

PRINTED FOR YOU

**Unlabeled or labeled according to customer specifications**

### Technical data

| General data | | |
|---|---|---|
| Can be printed with: | | THERMOMARK CARD PLUS |
| Material | | PVC |
| Temperature range | [°C] | -40 ... 90 |
| Wipe resistance | | DIN EN 61010-1 (VDE 0411-1) |
| Components | | Silicone-free |

### Ordering data

| Description | Color | Type | Order No. | Pcs. / Pkt. |
|---|---|---|---|---|
| **Prohibition sign,** unprinted | | | | |
| 4-section, diameter: 50 mm | white | **US-PML-P200 (D50)** | **1014221** | 10 |
| 1-section, diameter: 100 mm | white | **US-PML-P200 (D100)** | **1014222** | 10 |
| **Prohibition sign,** unprinted, **labeled according to customer specifications**[1]) | | | | |
| 4-section, diameter: 50 mm | white | **US-PML-P200 (D50) CUS** | **1014223** | 1 |
| 1-section, diameter: 100 mm | white | **US-PML-P200 (D100) CUS** | **1014224** | 1 |

N

## Stick-on prohibition signs, color preprinted, without symbols

The color preprinted PML-P prohibition signs on a roll allow you to create custom prohibition notices. A variety of symbols are available in the CLIP PROJECT software. The prohibition signs offer the following features:

- Highly flexible, plasticized PVC labels which are ideal for uneven surfaces
- Suitable for indoor and outdoor use
- The prohibition signs conform to the ISO 7010 international standard
- The format automatically ensures printing with a high level of positional accuracy
- The special packaging protects rolls that have already been started from the dirt found in industrial environments
- Labeling service: Phoenix Contact can custom-label all PML ... markers according to your requirements

**Notes:**

[1]) For ordering example, see page 359.

PRINTED FOR YOU

**Unlabeled or labeled according to customer specifications**

### Technical data

| | | |
|---|---|---|
| **General data** | | |
| Can be printed with: | | THERMOMARK ROLL • THERMOMARK ROLL X1 • THERMOMARK X1.1 • THERMOMARK X1.2 |
| Material | | PVC |
| Temperature range | [°C] | -40 ... 90 |
| Wipe resistance | | DIN EN 61010-1 (VDE 0411-1) |
| Components | | Silicone-free |

### Ordering data

| Description | Color | Type | Order No. | Pcs. / Pkt. |
|---|---|---|---|---|
| **Prohibition sign,** color preprinted, without symbols | | | | |
| 500 labels per roll, diameter: 50 mm | red/white | **PML-P100 (D50)R** | **1014225** | 1 |
| 250 labels per roll, diameter: 100 mm | red/white | **PML-P100 (D100)R** | **1014226** | 1 |
| **Prohibition sign,** color preprinted, without symbols, **labeled according to customer specifications**[1]) | | | | |
| 1 label per strip, diameter: 50 mm | red/white | **PML-P100 (D50)R CUS** | **1014227** | 1 |
| 1 label per strip, diameter: 100 mm | red/white | **PML-P100 (D100)R CUS** | **1014228** | 1 |

N

## Stick-on prohibition signs, preprinted with symbols

Symbol - No smoking

The PML-P... prohibition signs are available with various symbols. The prohibition signs offer the following features:

– Highly flexible, plasticized PVC labels which are ideal for uneven surfaces
– Suitable for indoor and outdoor use
– The mandatory signs conform to the ISO 7010 international standard

### Technical data

| General data | | |
|---|---|---|
| Material | | PVC |
| Temperature range | [°C] | -40 ... 90 |
| Wipe resistance | | DIN EN 61010-1 (VDE 0411-1) |
| Components | | Silicone-free |

### Ordering data

| Description | Color | Type | Order No. | Pcs. / Pkt. |
|---|---|---|---|---|
| **Prohibition sign,** preprinted with “No smoking” symbol | | | | |
| 3-section, diameter: 50 mm | red/white | **PML-P101 (D50)** | **1014184** | 5 |
| 3-section, diameter: 100 mm | red/white | **PML-P101 (D100)** | **1014185** | 5 |
| 1-section, diameter: 200 mm | red/white | **PML-P101 (D200)** | **1014186** | 5 |
| **Prohibition sign,** preprinted with “Do not connect” symbol | | | | |
| 3-section, diameter: 50 mm | red/white | | | |
| 3-section, diameter: 100 mm | red/white | | | |
| 1-section, diameter: 200 mm | red/white | | | |
| **Prohibition sign,** preprinted with “Forbidden for persons with pacemakers” symbol | | | | |
| 3-section, diameter: 50 mm | red/white | | | |
| 3-section, diameter: 100 mm | red/white | | | |
| 1-section, diameter: 200 mm | red/white | | | |
| **Prohibition sign,** preprinted with “Do not touch” symbol | | | | |
| 3-section, diameter: 50 mm | red/white | | | |
| 3-section, diameter: 100 mm | red/white | | | |
| 1-section, diameter: 200 mm | red/white | | | |

N

Symbol - Do not connect

N

Symbol - Forbidden for persons with pacemakers

N

Symbol - Do not touch

## Technical data

PVC
-40 ... 90
DIN EN 61010-1 (VDE 0411-1)
Silicone-free

## Ordering data

| Type | Order No. | Pcs. / Pkt. |
|---|---|---|
| **PML-P102 (D50)** | **1014187** | 5 |
| **PML-P102 (D100)** | **1014188** | 5 |
| **PML-P102 (D200)** | **1014189** | 5 |

## Technical data

PVC
-40 ... 90
DIN EN 61010-1 (VDE 0411-1)
Silicone-free

## Ordering data

| Type | Order No. | Pcs. / Pkt. |
|---|---|---|
| **PML-P103 (D50)** | **1014190** | 5 |
| **PML-P103 (D100)** | **1014191** | 5 |
| **PML-P103 (D200)** | **1014192** | 5 |

## Technical data

PVC
-40 ... 90
DIN EN 61010-1 (VDE 0411-1)
Silicone-free

## Ordering data

| Type | Order No. | Pcs. / Pkt. |
|---|---|---|
| **PML-P104 (D50)** | **1014193** | 5 |
| **PML-P104 (D100)** | **1014194** | 5 |
| **PML-P104 (D200)** | **1014195** | 5 |

## System marking

### Stick-on prohibition signs, preprinted with symbols

- Printed cards
- Highly flexible, plasticized PVC labels which are ideal for uneven surfaces
- Suitable for indoor and outdoor use
- The mandatory signs conform to the ISO 7010 international standard

N

Symbol - Do not walk here

N

Symbol - No fire, naked lights or smoking

| | | Technical data | Technical data |
|---|---|---|---|
| **General data** | | | |
| Material | | PVC | PVC |
| Temperature range | [°C] | -40 ... 90 | -40 ... 90 |
| Wipe resistance | | DIN EN 61010-1 (VDE 0411-1) | DIN EN 61010-1 (VDE 0411-1) |
| Components | | Silicone-free | Silicone-free |

| | | Ordering data | | | Ordering data | | |
|---|---|---|---|---|---|---|---|
| Description | Color | Type | Order No. | Pcs. / Pkt. | Type | Order No. | Pcs. / Pkt. |
| **Prohibition sign,** preprinted with “Do not walk here” symbol | | | | | | | |
| 3-section, diameter: 50 mm | red/white | **PML-P105 (D50)** | **1014196** | 5 | | | |
| 3-section, diameter: 100 mm | red/white | **PML-P105 (D100)** | **1014197** | 5 | | | |
| 1-section, diameter: 200 mm | red/white | **PML-P105 (D200)** | **1014198** | 5 | | | |
| **Prohibition sign,** preprinted with “No fire, naked lights or smoking” symbol | | | | | | | |
| 3-section, diameter: 50 mm | red/white | | | | **PML-P106 (D50)** | **1014199** | 5 |
| 3-section, diameter: 100 mm | red/white | | | | **PML-P106 (D100)** | **1014200** | 5 |
| 1-section, diameter: 200 mm | red/white | | | | **PML-P106 (D200)** | **1014201** | 5 |
| **Prohibition sign,** preprinted with “Do not reach in” symbol | | | | | | | |
| 3-section, diameter: 50 mm | red/white | | | | | | |
| 3-section, diameter: 100 mm | red/white | | | | | | |
| 1-section, diameter: 200 mm | red/white | | | | | | |
| **Prohibition sign,** preprinted with “Do not extinguish with water” symbol | | | | | | | |
| 3-section, diameter: 50 mm | red/white | | | | | | |
| 3-section, diameter: 100 mm | red/white | | | | | | |
| 1-section, diameter: 200 mm | red/white | | | | | | |
| **Prohibition sign,** preprinted with “No mobile phones” symbol | | | | | | | |
| 3-section, diameter: 50 mm | red/white | | | | | | |
| 3-section, diameter: 100 mm | red/white | | | | | | |
| 1-section, diameter: 200 mm | red/white | | | | | | |

N

Symbol - Do not reach in

N

Symbol - Do not extinguish with water

N

Symbol - No mobile phones

## Technical data

PVC
-40 ... 90
DIN EN 61010-1 (VDE 0411-1)
Silicone-free

## Ordering data

| Type | Order No. | Pcs. / Pkt. |
|---|---|---|
| PML-P107 (D50) | 1014202 | 5 |
| PML-P107 (D100) | 1014203 | 5 |
| PML-P107 (D200) | 1014204 | 5 |

## Technical data

PVC
-40 ... 90
DIN EN 61010-1 (VDE 0411-1)
Silicone-free

## Ordering data

| Type | Order No. | Pcs. / Pkt. |
|---|---|---|
| PML-P108 (D50) | 1014205 | 5 |
| PML-P108 (D100) | 1014206 | 5 |
| PML-P108 (D200) | 1014207 | 5 |

## Technical data

PVC
-40 ... 90
DIN EN 61010-1 (VDE 0411-1)
Silicone-free

## Ordering data

| Type | Order No. | Pcs. / Pkt. |
|---|---|---|
| PML-P109 (D50) | 1014208 | 5 |
| PML-P109 (D100) | 1014209 | 5 |
| PML-P109 (D200) | 1014210 | 5 |

N

## Stick-on prohibition signs, preprinted with symbols

- Printed cards
- Highly flexible, plasticized PVC labels which are ideal for uneven surfaces
- Suitable for indoor and outdoor use
- The mandatory signs conform to the ISO 7010 international standard

Symbol - No food

### Technical data

| | | |
|---|---|---|
| **General data** | | |
| Material | | PVC |
| Temperature range | [°C] | -40 ... 90 |
| Wipe resistance | | DIN EN 61010-1 (VDE 0411-1) |
| Components | | Silicone-free |

### Ordering data

| Description | Color | Type | Order No. | Pcs. / Pkt. |
|---|---|---|---|---|
| **Prohibition sign,** preprinted with “No food” symbol | | | | |
| 3-section, diameter: 50 mm | red/white | **PML-P110 (D50)** | **1014211** | 5 |
| 3-section, diameter: 100 mm | red/white | **PML-P110 (D100)** | **1014212** | 5 |
| 1-section, diameter: 200 mm | red/white | **PML-P110 (D200)** | **1014213** | 5 |
| **Prohibition sign,** preprinted with “No access for unauthorized persons” symbol | | | | |
| 3-section, diameter: 50 mm | red/white | | | |
| 3-section, diameter: 100 mm | red/white | | | |
| 1-section, diameter: 200 mm | red/white | | | |

N

**Symbol - No access for unauthorized persons**

## Technical data

PVC
-40 ... 90
DIN EN 61010-1 (VDE 0411-1)
Silicone-free

## Ordering data

| Type | Order No. | Pcs. / Pkt. |
|---|---|---|
| **PML-P111 (D50)** | **1014214** | 5 |
| **PML-P111 (D100)** | **1014215** | 5 |
| **PML-P111 (D200)** | **1014216** | 5 |

## UniSheet - stick-on mandatory signs, color preprinted, without symbols

The unlabeled US-PML-M mandatory signs on US cards allow you to create custom information signs. A variety of symbols are available in the CLIP PROJECT software. The mandatory signs offer the following features:

- Highly flexible, plasticized PVC labels which are ideal for uneven surfaces
- Suitable for indoor and outdoor use
- The mandatory signs conform to the ISO 7010 international standard
- The markers, which are supplied in uniform sheets, can be printed onto quickly, easily, and cost-effectively using the THERMOMARK CARD
- The format automatically ensures printing with a high level of positional accuracy
- The perforated markers are easy to separate
- Labeling service: Phoenix Contact can custom-label all US-PML ... markers according to your requirements

**Notes:**

[1]) For ordering example, see page 359.

Can be printed with:

**Thermal transfer for sheets and cards**

N

PRINTED FOR YOU

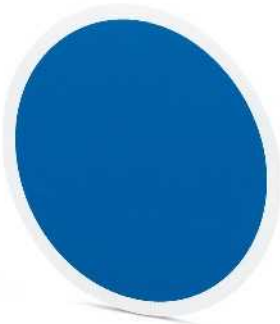

**Unlabeled or labeled according to customer specifications**

### Technical data

| General data | | |
|---|---|---|
| Can be printed with: | | THERMOMARK CARD PLUS • THERMOMARK CARD |
| Material | | PVC |
| Temperature range | [°C] | -40 ... 90 |
| Wipe resistance | | DIN EN 61010-1 (VDE 0411-1) |
| Components | | Silicone-free |

### Ordering data

| Description | Color | Type | Order No. | Pcs. / Pkt. |
|---|---|---|---|---|
| **Mandatory sign,** color preprinted, without symbols | | | | |
| 4-section, diameter: 50 mm | blue | **US-PML-M100 (D50)** | **1014176** | 10 |
| 1-section, diameter: 100 mm | blue | **US-PML-M100 (D100)** | **1014177** | 10 |
| **Mandatory sign,** unprinted, **labeled according to customer specifications**[1]) | | | | |
| 4-section, diameter: 50 mm | blue | **US-PML-M100 (D50) CUS** | **1014178** | 1 |
| 1-section, diameter: 100 mm | blue | **US-PML-M100 (D100) CUS** | **1014179** | 1 |

### Accessories

| | | | | |
|---|---|---|---|---|
| **Magazine,** for THERMOMARK CARD..., for accommodating all US–... materials | | **THERMOMARK CARD-US-MAG1** | **5146451** | 1 |
| **Ink ribbon,** length: 300 m, width: 110 mm | white | **TM-RIBBON 110-TC/TR WH** | **1014402** | 1 |

N

## Stick-on mandatory signs, color preprinted, without symbols

The color preprinted PML-M mandatory signs on a roll allow you to create custom mandatory notices. A variety of symbols are available in the CLIP PROJECT software. The mandatory signs offer the following features:

- Highly flexible, plasticized PVC labels which are ideal for uneven surfaces
- Suitable for indoor and outdoor use
- The mandatory signs conform to the ISO 7010 international standard
- The format automatically ensures printing with a high level of positional accuracy
- The special packaging protects rolls that have already been started from the dirt found in industrial environments
- Labeling service: Phoenix Contact can custom-label all markers according to your requirements

**Notes:**

[1]) For ordering example, see page 359.

Can be printed with:

**Thermal transfer for rolls**

PRINTED FOR YOU

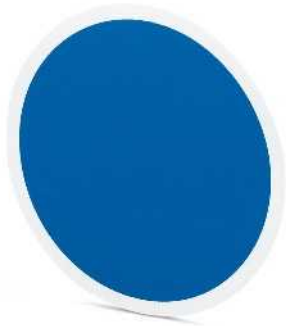

**Unlabeled or labeled according to customer specifications**

### Technical data

| General data | | |
|---|---|---|
| Can be printed with: | | THERMOMARK ROLL • THERMOMARK ROLL X1 • THERMOMARK X1.1 • THERMOMARK X1.2 |
| Material | | PVC |
| Temperature range | [°C] | -40 ... 90 |
| Wipe resistance | | DIN EN 61010-1 (VDE 0411-1) |
| Components | | Silicone-free |

### Ordering data

| Description | Color | Type | Order No. | Pcs. / Pkt. |
|---|---|---|---|---|
| **Mandatory sign,** color preprinted, without symbols | | | | |
| 500 labels per roll, diameter: 50 mm | blue | **PML-M100 (D50)R** | **1014180** | 1 |
| 250 labels per roll, diameter: 100 mm | blue | **PML-M100 (D100)R** | **1014181** | 1 |
| **Mandatory sign,** color preprinted, without symbols, **labeled according to customer specifications**[1]) | | | | |
| 1 label per strip, diameter: 50 mm | blue | **PML-M100 (D50)R CUS** | **1014182** | 1 |
| 1 label per strip, diameter: 100 mm | blue | **PML-M100 (D100)R CUS** | **1014183** | 1 |

### Accessories

| | | | | |
|---|---|---|---|---|
| **Ink ribbon,** length: 300 m, width: 110 mm | white | **TM-RIBBON 110-TC/TR WH** | **1014402** | 1 |

N

## Stick-on mandatory signs, preprinted, with symbols

Symbol - General mandatory action symbol

The PML-M mandatory signs are available with various symbols. The mandatory signs offer the following features:

– Highly flexible, plasticized PVC labels which are ideal for uneven surfaces
– Suitable for indoor and outdoor use
– The mandatory signs conform to the ISO 7010 international standard

### Technical data

| General data | | |
|---|---|---|
| Material | | PVC |
| Temperature range | [°C] | -40 ... 90 |
| Wipe resistance | | DIN EN 61010-1 (VDE 0411-1) |
| Components | | Silicone-free |

### Ordering data

| Description | Color | Type | Order No. | Pcs. / Pkt. |
|---|---|---|---|---|
| **Mandatory sign,** preprinted with "General mandatory action symbol" | | | | |
| 3-section, diameter: 50 mm | blue | **PML-M101 (D50)** | **1014137** | 5 |
| 3-section, diameter: 100 mm | blue | **PML-M101 (D100)** | **1014138** | 5 |
| 1-section, diameter: 200 mm | blue | **PML-M101 (D200)** | **1014139** | 5 |
| **Mandatory sign,** preprinted with "Wear safety goggles" symbol | | | | |
| 3-section, diameter: 50 mm | blue | | | |
| 3-section, diameter: 100 mm | blue | | | |
| 1-section, diameter: 200 mm | blue | | | |
| **Mandatory sign,** preprinted with "Observe instructions for use" symbol | | | | |
| 3-section, diameter: 50 mm | blue | | | |
| 3-section, diameter: 100 mm | blue | | | |
| 1-section, diameter: 200 mm | blue | | | |
| **Mandatory sign,** preprinted with "Wear ear protectors" symbol | | | | |
| 3-section, diameter: 50 mm | blue | | | |
| 3-section, diameter: 100 mm | blue | | | |
| 1-section, diameter: 200 mm | blue | | | |

N

Symbol - Wear safety goggles

N

Symbol - Observe instructions for use

N

Symbol - Wear ear protectors

## Technical data

PVC
-40 ... 90
DIN EN 61010-1 (VDE 0411-1)
Silicone-free

## Ordering data

| Type | Order No. | Pcs. / Pkt. |
|---|---|---|
| PML-M102 (D50) | 1014140 | 5 |
| PML-M102 (D100) | 1014141 | 5 |
| PML-M102 (D200) | 1014142 | 5 |

## Technical data

PVC
-40 ... 90
DIN EN 61010-1 (VDE 0411-1)
Silicone-free

## Ordering data

| Type | Order No. | Pcs. / Pkt. |
|---|---|---|
| PML-M103 (D50) | 1014143 | 5 |
| PML-M103 (D100) | 1014144 | 5 |
| PML-M103 (D200) | 1014145 | 5 |

## Technical data

PVC
-40 ... 90
DIN EN 61010-1 (VDE 0411-1)
Silicone-free

## Ordering data

| Type | Order No. | Pcs. / Pkt. |
|---|---|---|
| PML-M104 (D50) | 1014146 | 5 |
| PML-M104 (D100) | 1014147 | 5 |
| PML-M104 (D200) | 1014148 | 5 |

## System marking

### Stick-on mandatory signs, preprinted, with symbols

Printed cards
- Highly flexible, plasticized PVC labels which are ideal for uneven surfaces
- Suitable for indoor and outdoor use
- The mandatory signs conform to the ISO 7010 international standard

N

Symbol - Wear face shield

N

Symbol - Wear safety helmet

| | | Technical data | Technical data |
|---|---|---|---|
| **General data** | | | |
| Material | | PVC | PVC |
| Temperature range | [°C] | -40 ... 90 | -40 ... 90 |
| Wipe resistance | | DIN EN 61010-1 (VDE 0411-1) | DIN EN 61010-1 (VDE 0411-1) |
| Components | | Silicone-free | Silicone-free |

| | | Ordering data | | | Ordering data | | |
|---|---|---|---|---|---|---|---|
| Description | Color | Type | Order No. | Pcs. / Pkt. | Type | Order No. | Pcs. / Pkt. |
| **Mandatory sign,** preprinted with “Wear face shield” symbol | | | | | | | |
| 3-section, diameter: 50 mm | blue | **PML-M105 (D50)** | **1014149** | 5 | | | |
| 3-section, diameter: 100 mm | blue | **PML-M105 (D100)** | **1014150** | 5 | | | |
| 1-section, diameter: 200 mm | blue | **PML-M105 (D200)** | **1014151** | 5 | | | |
| **Mandatory sign,** preprinted with “Wear safety helmet” symbol | | | | | | | |
| 3-section, diameter: 50 mm | blue | | | | **PML-M106 (D50)** | **1014152** | 5 |
| 3-section, diameter: 100 mm | blue | | | | **PML-M106 (D100)** | **1014153** | 5 |
| 1-section, diameter: 200 mm | blue | | | | **PML-M106 (D200)** | **1014154** | 5 |
| **Mandatory sign,** preprinted with “Use face mask” symbol | | | | | | | |
| 3-section, diameter: 50 mm | blue | | | | | | |
| 3-section, diameter: 100 mm | blue | | | | | | |
| 1-section, diameter: 200 mm | blue | | | | | | |
| **Mandatory sign,** preprinted with “Wear protective gloves” symbol | | | | | | | |
| 3-section, diameter: 50 mm | blue | | | | | | |
| 3-section, diameter: 100 mm | blue | | | | | | |
| 1-section, diameter: 200 mm | blue | | | | | | |
| **Mandatory sign,** preprinted with “Wear protective clothing” symbol | | | | | | | |
| 3-section, diameter: 50 mm | blue | | | | | | |
| 3-section, diameter: 100 mm | blue | | | | | | |
| 1-section, diameter: 200 mm | blue | | | | | | |

N

Symbol - Use face mask

N

Symbol - Wear protective gloves

N

Symbol - Wear protective clothing

## Technical data

PVC
-40 ... 90
DIN EN 61010-1 (VDE 0411-1)
Silicone-free

## Ordering data

| Type | Order No. | Pcs. / Pkt. |
|---|---|---|
| PML-M107 (D50) | 1014155 | 5 |
| PML-M107 (D100) | 1014156 | 5 |
| PML-M107 (D200) | 1014157 | 5 |

## Technical data

PVC
-40 ... 90
DIN EN 61010-1 (VDE 0411-1)
Silicone-free

## Ordering data

| Type | Order No. | Pcs. / Pkt. |
|---|---|---|
| PML-M108 (D50) | 1014158 | 5 |
| PML-M108 (D100) | 1014159 | 5 |
| PML-M108 (D200) | 1014160 | 5 |

## Technical data

PVC
-40 ... 90
DIN EN 61010-1 (VDE 0411-1)
Silicone-free

## Ordering data

| Type | Order No. | Pcs. / Pkt. |
|---|---|---|
| PML-M109 (D50) | 1014161 | 5 |
| PML-M109 (D100) | 1014162 | 5 |
| PML-M109 (D200) | 1014163 | 5 |

## Stick-on mandatory signs, preprinted, with symbols

Printed cards
- Highly flexible, plasticized PVC labels which are ideal for uneven surfaces
- Suitable for indoor and outdoor use
- The mandatory signs conform to the ISO 7010 international standard

N

**Symbol - Disconnect before starting work**

N

**Symbol - Wear conductive footwear**

| | | Technical data | Technical data |
|---|---|---|---|
| **General data** | | | |
| Material | | PVC | PVC |
| Temperature range | [°C] | -40 ... 90 | -40 ... 90 |
| Wipe resistance | | DIN EN 61010-1 (VDE 0411-1) | DIN EN 61010-1 (VDE 0411-1) |
| Components | | Silicone-free | Silicone-free |

| | | Ordering data | | | Ordering data | | |
|---|---|---|---|---|---|---|---|
| Description | Color | Type | Order No. | Pcs. / Pkt. | Type | Order No. | Pcs. / Pkt. |
| **Mandatory sign,** preprinted with “Disconnect before starting work” symbol | | | | | | | |
| 3-section, diameter: 50 mm | blue | **PML-M110 (D50)** | **1014164** | 5 | | | |
| 3-section, diameter: 100 mm | blue | **PML-M110 (D100)** | **1014165** | 5 | | | |
| 1-section, diameter: 200 mm | blue | **PML-M110 (D200)** | **1014166** | 5 | | | |
| **Mandatory sign,** preprinted with “Wear conductive footwear” symbol | | | | | | | |
| 3-section, diameter: 50 mm | blue | | | | **PML-M111 (D50)** | **1014167** | 5 |
| 3-section, diameter: 100 mm | blue | | | | **PML-M111 (D100)** | **1014168** | 5 |
| 1-section, diameter: 200 mm | blue | | | | **PML-M111 (D200)** | **1014169** | 5 |
| **Mandatory sign,** preprinted with “Wear head cover” symbol | | | | | | | |
| 3-section, diameter: 50 mm | blue | | | | | | |
| 3-section, diameter: 100 mm | blue | | | | | | |
| 1-section, diameter: 200 mm | blue | | | | | | |
| **Mandatory sign,** preprinted with “Wear safety shoes” symbol | | | | | | | |
| 3-section, diameter: 50 mm | blue | | | | | | |
| 3-section, diameter: 100 mm | blue | | | | | | |
| 1-section, diameter: 200 mm | blue | | | | | | |

N

Symbol - Wear head cover

N

Symbol - Wear safety shoes

## Technical data

PVC
-40 ... 90
DIN EN 61010-1 (VDE 0411-1)
Silicone-free

## Ordering data

| Type | Order No. | Pcs. / Pkt. |
|---|---|---|
| **PML-M112 (D50)** | **1014170** | 5 |
| **PML-M112 (D100)** | **1014171** | 5 |
| **PML-M112 (D200)** | **1014172** | 5 |

## Technical data

PVC
-40 ... 90
DIN EN 61010-1 (VDE 0411-1)
Silicone-free

## Ordering data

| Type | Order No. | Pcs. / Pkt. |
|---|---|---|
| **PML-M113 (D50)** | **1014173** | 5 |
| **PML-M113 (D100)** | **1014174** | 5 |
| **PML-M113 (D200)** | **1014175** | 5 |

## Stick-on pipeline markers, unlabeled

N

The color preprinted PML-T... pipeline markers supplied in rolls enable the custom marking of pipelines according to DIN 2403. The markers offer the following features:

- Finely perforated arrowheads enable the arrowheads which are not required to be easily removed
- High adhesive strength
- High temperature resistance
- Suitable for indoor and outdoor use
- In combination with the PML-GHS hazardous substances labels, marking which conforms to the Ordinance on Hazardous Substances (GefStoffV) can be applied
- The format automatically ensures printing with a high level of positional accuracy
- The special packaging protects rolls that have already been started from the dirt found in industrial environments
- Labeling service: Phoenix Contact can custom-label all markers according to your requirements

**Notes:**

[1]) For ordering example, see page 359.

Can be printed with:

**Thermal transfer for rolls**

PRINTED FOR YOU



**Group 1 (water)**

### Technical data

| | | |
|---|---|---|
| **General data** | | |
| Can be printed with: | | THERMOMARK ROLL • THERMOMARK ROLL X1 • THERMOMARK X1.1 • THERMOMARK X1.2 |
| Material | | Polyester |
| Temperature range | [°C] | -40 ... 150 |
| Wipe resistance | | DIN EN 61010-1 (VDE 0411-1) |

### Ordering data

| Description | Color | Type | Order No. | Pcs. / Pkt. |
|---|---|---|---|---|
| **Pipeline markers,** green, group 1 (water), unprinted | | | | |
| 250 labels per roll, marker size: 26 x 280 mm | green | **PML-T101 (26X280)R** | **1014229** | 1 |
| 250 labels per roll, marker size: 52 x 560 mm | green | **PML-T101 (52X560)R** | **1014230** | 1 |
| **Pipeline markers,** red, group 2 (steam), unprinted | | | | |
| 250 labels per roll, marker size: 26 x 280 mm | red | | | |
| 250 labels per roll, marker size: 52 x 560 mm | red | | | |
| **Pipeline markers,** gray, group 3 (air), unprinted | | | | |
| 250 labels per roll, marker size: 26 x 280 mm | gray | | | |
| 250 labels per roll, marker size: 52 x 560 mm | gray | | | |
| **Pipeline markers,** yellow/red, group 4 (combustible gases), unprinted | | | | |
| 250 labels per roll, marker size: 26 x 280 mm | yellow/red | | | |
| 250 labels per roll, marker size: 52 x 560 mm | yellow/red | | | |
| **Pipeline markers,** green, group 1 (water), **labeled according to customer specifications**[1]) | | | | |
| 3 labels per strip, marker size: 26 x 280 mm | green | **PML-T101 (26X280)R CUS** | **1014249** | 1 |
| 1 label per strip, marker size: 52 x 560 mm | green | **PML-T101 (52X560)R CUS** | **1014250** | 1 |
| **Pipeline markers,** red, group 2 (steam), **labeled according to customer specifications**[1]) | | | | |
| 3 labels per strip, marker size: 26 x 280 mm | red | | | |
| 1 label per strip, marker size: 52 x 560 mm | red | | | |
| **Pipeline markers,** gray, group 3 (air), **labeled according to customer specifications**[1]) | | | | |
| 3 labels per strip, marker size: 26 x 280 mm | gray | | | |
| 1 label per strip, marker size: 52 x 560 mm | gray | | | |
| **Pipeline markers,** yellow/red, group 4 (combustible gases), **labeled according to customer specifications**[1]) | | | | |
| 3 labels per strip, marker size: 26 x 280 mm | yellow/red | | | |
| 1 label per strip, marker size: 52 x 560 mm | yellow/red | | | |

N

PRINTED FOR YOU

Group 2 (steam)

## Technical data

THERMOMARK ROLL • THERMOMARK ROLL X1 • THERMOMARK X1.1 • THERMOMARK X1.2
Polyester
-40 ... 150
DIN EN 61010-1 (VDE 0411-1)

## Ordering data

| Type | Order No. | Pcs. / Pkt. |
|---|---|---|
| PML-T102 (26X280)R | 1014231 | 1 |
| PML-T102 (52X560)R | 1014232 | 1 |
| PML-T102 (26X280)R CUS | 1014251 | 1 |
| PML-T102 (52X560)R CUS | 1014252 | 1 |

N

PRINTED FOR YOU



Group 3 (air)

## Technical data

THERMOMARK ROLL • THERMOMARK ROLL X1 • THERMOMARK X1.1 • THERMOMARK X1.2
Polyester
-40 ... 150
DIN EN 61010-1 (VDE 0411-1)

## Ordering data

| Type | Order No. | Pcs. / Pkt. |
|---|---|---|
| PML-T103 (26X280)R | 1014233 | 1 |
| PML-T103 (52X560)R | 1014234 | 1 |
| PML-T103 (26X280)R CUS | 1014253 | 1 |
| PML-T103 (52X560)R CUS | 1014254 | 1 |

N

PRINTED FOR YOU



Group 4 (combustible gases)

## Technical data

THERMOMARK ROLL • THERMOMARK ROLL X1 • THERMOMARK X1.1 • THERMOMARK X1.2
Polyester
-40 ... 150
DIN EN 61010-1 (VDE 0411-1)

## Ordering data

| Type | Order No. | Pcs. / Pkt. |
|---|---|---|
| PML-T104 (26X280)R | 1014235 | 1 |
| PML-T104 (52X560)R | 1014236 | 1 |
| PML-T104 (26X280)R CUS | 1014255 | 1 |
| PML-T104 (52X560)R CUS | 1014256 | 1 |

## Stick-on pipeline markers, unlabeled

N

- Finely perforated arrowheads enable the arrowheads which are not required to be easily removed
- High adhesive strength
- High temperature resistance
- Suitable for indoor and outdoor use
- In combination with the PML-GHS hazardous substances labels, marking which conforms to the Ordinance on Hazardous Substances (GefStoffV) can be applied

Can be printed with:

Thermal transfer for rolls

PRINTED FOR YOU



Group 5 (non-combustible gases)

### Technical data

| | | |
|---|---|---|
| **General data** | | |
| Can be printed with: | | THERMOMARK ROLL • THERMOMARK ROLL X1 • THERMOMARK X1.1 • THERMOMARK X1.2 |
| Material | | Polyester |
| Temperature range | [°C] | -40 ... 150 |
| Wipe resistance | | DIN EN 61010-1 (VDE 0411-1) |

### Ordering data

| Description | Color | Type | Order No. | Pcs. / Pkt. |
|---|---|---|---|---|
| **Pipeline markers,** yellow/black, group 5 (non-combustible gases), unprinted | | | | |
| 250 labels per roll, marker size: 26 x 280 mm | yellow/black | **PML-T105 (26X280)R** | **1014237** | 1 |
| 250 labels per roll, marker size: 52 x 560 mm | yellow/black | **PML-T105 (52X560)R** | **1014238** | 1 |
| **Pipeline markers,** orange, group 6 (acids), unprinted | | | | |
| 250 labels per roll, marker size: 26 x 280 mm | orange | | | |
| 250 labels per roll, marker size: 52 x 560 mm | orange | | | |
| **Pipeline markers,** violet, group 7 (alkalis), unprinted | | | | |
| 250 labels per roll, marker size: 26 x 280 mm | violet | | | |
| 250 labels per roll, marker size: 52 x 560 mm | violet | | | |
| **Pipeline markers,** brown/red, group 8 (combustible liquids), unprinted | | | | |
| 250 labels per roll, marker size: 26 x 280 mm | brown/red | | | |
| 250 labels per roll, marker size: 52 x 560 mm | brown/red | | | |
| **Pipeline markers,** yellow/black, group 5 (non-combustible gases), **labeled according to customer specifications** | | | | |
| 3 labels per strip, marker size: 26 x 280 mm | yellow/black | **PML-T105 (26X280)R CUS** | **1014257** | 1 |
| 1 label per strip, marker size: 52 x 560 mm | yellow/black | **PML-T105 (52X560)R CUS** | **1014258** | 1 |
| **Pipeline markers,** orange, group 6 (acids), **labeled according to customer specifications** | | | | |
| 3 labels per strip, marker size: 26 x 280 mm | orange | | | |
| 1 label per strip, marker size: 52 x 560 mm | orange | | | |
| **Pipeline markers,** violet, group 7 (alkalis), **labeled according to customer specifications** | | | | |
| 3 labels per strip, marker size: 26 x 280 mm | violet | | | |
| 1 label per strip, marker size: 52 x 560 mm | violet | | | |
| **Pipeline markers,** brown/red, group 8 (combustible liquids), **labeled according to customer specifications** | | | | |
| 3 labels per strip, marker size: 26 x 280 mm | brown/red | | | |
| 1 label per strip, marker size: 52 x 560 mm | brown/red | | | |

N

PRINTED FOR YOU



Group 6 (acids)

## Technical data

THERMOMARK ROLL • THERMOMARK ROLL X1 • THERMOMARK X1.1 • THERMOMARK X1.2
Polyester
-40 ... 150
DIN EN 61010-1 (VDE 0411-1)

## Ordering data

| Type | Order No. | Pcs. / Pkt. |
|---|---|---|
| PML-T106 (26X280)R | 1014239 | 1 |
| PML-T106 (52X560)R | 1014240 | 1 |
| PML-T106 (26X280)R CUS | 1014259 | 1 |
| PML-T106 (52X560)R CUS | 1014260 | 1 |

N

PRINTED FOR YOU



Group 7 (alkalis)

## Technical data

THERMOMARK ROLL • THERMOMARK ROLL X1 • THERMOMARK X1.1 • THERMOMARK X1.2
Polyester
-40 ... 150
DIN EN 61010-1 (VDE 0411-1)

## Ordering data

| Type | Order No. | Pcs. / Pkt. |
|---|---|---|
| PML-T107 (26X280)R | 1014241 | 1 |
| PML-T107 (52X560)R | 1014242 | 1 |
| PML-T107 (26X280)R CUS | 1014261 | 1 |
| PML-T107 (52X560)R CUS | 1014262 | 1 |

N

PRINTED FOR YOU

Group 8 (combustible liquids)

## Technical data

THERMOMARK ROLL • THERMOMARK ROLL X1 • THERMOMARK X1.1 • THERMOMARK X1.2
Polyester
-40 ... 150
DIN EN 61010-1 (VDE 0411-1)

## Ordering data

| Type | Order No. | Pcs. / Pkt. |
|---|---|---|
| PML-T108 (26X280)R | 1014243 | 1 |
| PML-T108 (52X560)R | 1014244 | 1 |
| PML-T108 (26X280)R CUS | 1014263 | 1 |
| PML-T108 (52X560)R CUS | 1014264 | 1 |

## Stick-on pipeline markers, unlabeled

N

- Finely perforated arrowheads enable the arrowheads which are not required to be easily removed
- High adhesive strength
- High temperature resistance
- Suitable for indoor and outdoor use
- In combination with the PML-GHS hazardous substances labels, marking which conforms to the Ordinance on Hazardous Substances (GefStoffV) can be applied

**Notes:**

[1]) For ordering example, see page 359.

Can be printed with:

**Thermal transfer for rolls**



**Group 9 (non-combustible liquids)**

### Technical data

| | | |
|---|---|---|
| **General data** | | |
| Can be printed with: | | THERMOMARK ROLL • THERMOMARK ROLL X1 • THERMOMARK X1.1 • THERMOMARK X1.2 |
| Material | | Polyester |
| Temperature range | [°C] | -40 ... 150 |
| Wipe resistance | | DIN EN 61010-1 (VDE 0411-1) |

### Ordering data

| Description | Color | Type | Order No. | Pcs. / Pkt. |
|---|---|---|---|---|
| **Pipeline markers,** brown/black, group 9 (non-combustible liquids), unprinted | | | | |
| 250 labels per roll, marker size: 26 x 280 mm | brown/black | **PML-T109 (26X280)R** | **1014245** | 1 |
| 250 labels per roll, marker size: 52 x 560 mm | brown/black | **PML-T109 (52X560)R** | **1014246** | 1 |
| **Pipeline markers,** blue, group 0 (oxygen), unprinted | | | | |
| 250 labels per roll, marker size: 26 x 280 mm | blue | | | |
| 250 labels per roll, marker size: 52 x 560 mm | blue | | | |
| **Pipeline markers,** brown/black, group 9 (non-combustible liquids), **labeled according to customer specifications**[1]) | | | | |
| 3 labels per strip, marker size: 26 x 280 mm | brown/black | **PML-T109 (26X280)R CUS** | **1014265** | 1 |
| 1 label per strip, marker size: 52 x 560 mm | brown/black | **PML-T109 (52X560)R CUS** | **1014266** | 1 |
| **Pipeline markers,** blue, group 0 (oxygen), **labeled according to customer specifications**[1]) | | | | |
| 3 labels per strip, marker size: 26 x 280 mm | blue | | | |
| 1 label per strip, marker size: 52 x 560 mm | blue | | | |

N

PRINTED FOR YOU

Group 0 (oxygen)

## Technical data

THERMOMARK ROLL • THERMOMARK ROLL X1 •
THERMOMARK X1.1 • THERMOMARK X1.2
Polyester
-40 ... 150
DIN EN 61010-1 (VDE 0411-1)

## Ordering data

| Type | Order No. | Pcs. / Pkt. |
|---|---|---|
| PML-T110 (26X280)R | 1014247 | 1 |
| PML-T110 (52X560)R | 1014248 | 1 |
| PML-T110 (26X280)R CUS | 1014267 | 1 |
| PML-T110 (52X560)R CUS | 1014268 | 1 |

N

## UniSheet - stick-on hazardous substances labels, color preprinted, without symbols

The unlabeled US-PML-GHS hazardous substances labels on US cards allow you to create custom information signs. A variety of symbols are available in the CLIP PROJECT software. The hazardous substances labels offer the following features:

- High adhesive strength
- High temperature resistance
- Suitable for indoor and outdoor use
- The markers conform to the GHS international standard
- The markers, which are supplied in uniform sheets, can be printed onto quickly, easily, and cost-effectively using the THERMOMARK CARD
- The format automatically ensures printing with a high level of positional accuracy
- The perforated markers are easy to separate

Can be printed with:

**Thermal transfer for sheets and cards**



**Unlabeled**

### Technical data

| | | |
|---|---|---|
| **General data** | | |
| Can be printed with: | | THERMOMARK CARD PLUS • THERMOMARK CARD |
| Material | | Polyester |
| Temperature range | [°C] | -40 ... 150 |
| Wipe resistance | | DIN EN 61010-1 (VDE 0411-1) |

### Ordering data

| Description | Color | Type | Order No. | Pcs. / Pkt. |
|---|---|---|---|---|
| **Hazardous substances label,** color preprinted, without symbols | | | | |
| 50-section, marker size: 13 x 13 mm | red/white | **US-PML-GHS100 (13X13)** | **1014287** | 10 |
| 9-section, marker size: 25 x 25 mm | red/white | **US-PML-GHS100 (25X25)** | **1014288** | 10 |

### Accessories

| | | | | |
|---|---|---|---|---|
| **Magazine,** for THERMOMARK CARD..., for accommodating all US–... materials | | **THERMOMARK CARD-US-MAG1** | **5146451** | 1 |

N

## Stick-on hazardous substances labels, color preprinted, without symbols

The color preprinted PML-GHS...R hazardous substances labels on a roll allow you to create custom information signs. A variety of symbols are available in the CLIP PROJECT software. The hazardous substances labels offer the following features:

– High adhesive strength
– High temperature resistance
– Suitable for indoor and outdoor use
– The markers conform to the GHS international standard
– The format automatically ensures printing with a high level of positional accuracy
– The special packaging protects rolls that have already been started from the dirt found in industrial environments

Can be printed with:

Thermal transfer for rolls



Unlabeled

### Technical data

| General data | | |
|---|---|---|
| Can be printed with: | | THERMOMARK ROLL • THERMOMARK ROLL X1 • THERMOMARK X1.1 • THERMOMARK X1.2 |
| Material | | Polyester |
| Temperature range | [°C] | -40 ... 150 |
| Wipe resistance | | DIN EN 61010-1 (VDE 0411-1) |

### Ordering data

| Description | Color | Type | Order No. | Pcs. / Pkt. |
|---|---|---|---|---|
| **Hazardous substances label,** color preprinted, without symbols | | | | |
| 500 labels per roll, marker size: 13 x 13 mm | red/white | **PML-GHS100 (13X13)R** | **1014289** | 1 |
| 500 labels per roll, marker size: 25 x 25 mm | red/white | **PML-GHS100 (25X25)R** | **1014290** | 1 |

N

## Stick-on hazardous substances labels, preprinted with symbol

Symbol - Explosive

The PML-GHS hazardous substances labels are available with various symbols and enable the additional custom marking of the PML-T pipeline markers according to the Ordinance on Hazardous Substances. The hazardous substances labels offer the following features:

– High adhesive strength
– High temperature resistance
– Suitable for indoor and outdoor use
– The hazardous substances labels conform to the GHS international standard

### Technical data

| General data | | |
|---|---|---|
| Material | | Polyester |
| Temperature range | [°C] | -40 ... 150 |
| Wipe resistance | | DIN EN 61010-1 (VDE 0411-1) |

### Ordering data

| Description | Color | Type | Order No. | Pcs. / Pkt. |
|---|---|---|---|---|
| **Hazardous substances label,** preprinted with “Explosive” symbol | | | | |
| 35-section, marker size: 13 x 13 mm | red/white | **PML-GHS101 (13X13)** | **1014269** | 5 |
| 12-section, marker size: 25 x 25 mm | red/white | **PML-GHS101 (25X25)** | **1014270** | 5 |
| **Hazardous substances label,** preprinted with “Flammable” symbol | | | | |
| 35-section, marker size: 13 x 13 mm | red/white | | | |
| 12-section, marker size: 25 x 25 mm | red/white | | | |
| **Hazardous substances label,** preprinted with “Oxidizing” symbol | | | | |
| 35-section, marker size: 13 x 13 mm | red/white | | | |
| 12-section, marker size: 25 x 25 mm | red/white | | | |
| **Hazardous substances label,** preprinted with “Pressurized gases” symbol | | | | |
| 35-section, marker size: 13 x 13 mm | red/white | | | |
| 12-section, marker size: 25 x 25 mm | red/white | | | |

N

Symbol - Flammable

N

Symbol - Oxidizing

N

Symbol - Pressurized gases

## Technical data

Polyester
-40 ... 150
DIN EN 61010-1 (VDE 0411-1)

## Ordering data

| Type | Order No. | Pcs. / Pkt. |
|---|---|---|
| PML-GHS102 (13X13) | 1014271 | 5 |
| PML-GHS102 (25X25) | 1014272 | 5 |

## Technical data

Polyester
-40 ... 150
DIN EN 61010-1 (VDE 0411-1)

## Ordering data

| Type | Order No. | Pcs. / Pkt. |
|---|---|---|
| PML-GHS103 (13X13) | 1014273 | 5 |
| PML-GHS103 (25X25) | 1014274 | 5 |

## Technical data

Polyester
-40 ... 150
DIN EN 61010-1 (VDE 0411-1)

## Ordering data

| Type | Order No. | Pcs. / Pkt. |
|---|---|---|
| PML-GHS104 (13X13) | 1014275 | 5 |
| PML-GHS104 (25X25) | 1014276 | 5 |

## System marking

### Stick-on hazardous substances labels, preprinted with symbol

- Printed cards
- High adhesive strength
- High temperature resistance
- Suitable for indoor and outdoor use
- The hazardous substances labels conform to the GHS international standard

N

Symbol - Corrosivity

N

Symbol - Toxic

| | | Technical data | Technical data |
|---|---|---|---|
| **General data** | | | |
| Material | | Polyester | Polyester |
| Temperature range | [°C] | -40 ... 150 | -40 ... 150 |
| Wipe resistance | | DIN EN 61010-1 (VDE 0411-1) | DIN EN 61010-1 (VDE 0411-1) |

| | | Ordering data | | | Ordering data | | |
|---|---|---|---|---|---|---|---|
| Description | Color | Type | Order No. | Pcs. / Pkt. | Type | Order No. | Pcs. / Pkt. |
| **Hazardous substances label,** preprinted with “Corrosivity” symbol | | | | | | | |
| 35-section, marker size: 13 x 13 mm | red/white | **PML-GHS105 (13X13)** | **1014277** | 5 | | | |
| 12-section, marker size: 25 x 25 mm | red/white | **PML-GHS105 (25X25)** | **1014278** | 5 | | | |
| **Hazardous substances label,** preprinted with “Toxic” symbol | | | | | | | |
| 35-section, marker size: 13 x 13 mm | red/white | | | | **PML-GHS106 (13X13)** | **1014279** | 5 |
| 12-section, marker size: 25 x 25 mm | red/white | | | | **PML-GHS106 (25X25)** | **1014280** | 5 |
| **Hazardous substances label,** preprinted with “General symbol for hazardous substances” | | | | | | | |
| 35-section, marker size: 13 x 13 mm | red/white | | | | | | |
| 12-section, marker size: 25 x 25 mm | red/white | | | | | | |
| **Hazardous substances label,** preprinted with “Hazardous to health” symbol | | | | | | | |
| 35-section, marker size: 13 x 13 mm | red/white | | | | | | |
| 12-section, marker size: 25 x 25 mm | red/white | | | | | | |
| Hazardous substances label, preprinted with “Hazardous to the environment” symbol | | | | | | | |
| 35-section, marker size: 13 x 13 mm | red/white | | | | | | |
| 12-section, marker size: 25 x 25 mm | red/white | | | | | | |

N

**Symbol - General symbol for hazardous substances**

N

**Symbol - Hazardous to health**

N

**Symbol - Hazardous to the environment**

## Technical data

Polyester
-40 ... 150
DIN EN 61010-1 (VDE 0411-1)

## Ordering data

| Type | Order No. | Pcs. / Pkt. |
|---|---|---|
| **PML-GHS107 (13X13)** | **1014281** | 5 |
| **PML-GHS107 (25X25)** | **1014282** | 5 |

## Technical data

Polyester
-40 ... 150
DIN EN 61010-1 (VDE 0411-1)

## Ordering data

| Type | Order No. | Pcs. / Pkt. |
|---|---|---|
| **PML-GHS108 (13X13)** | **1014283** | 5 |
| **PML-GHS108 (25X25)** | **1014284** | 5 |

## Technical data

Polyester
-40 ... 150
DIN EN 61010-1 (VDE 0411-1)

## Ordering data

| Type | Order No. | Pcs. / Pkt. |
|---|---|---|
| **PML-GHS109 (13X13)** | **1014285** | 5 |
| **PML-GHS109 (25X25)** | **1014286** | 5 |

## UniSheet - stick-on combi labels, unprinted

N

The unlabeled US-EMLF ... combi labels on US ... cards allow you to create custom information signs. A variety of symbols which conform to ISO 7010 are available in the CLIP PROJECT software. The markers offer the following features:

- High adhesive strength
- Suitable for indoor and outdoor use
- The markers conform to the ISO 7010 international standard
- The markers can be printed in various colors with the THERMOMARK CARD PLUS
- When used in conjunction with high-quality ink ribbons, a resistant form of labeling is produced, which is even suitable for harsh environments
- The markers, which are supplied in uniform sheets, can be labeled quickly, easily, and cost-effectively using the THERMOMARK CARD PLUS
- The format automatically ensures printing with a high level of positional accuracy
- The perforated markers are easy to separate

Can be printed with:

**Thermal transfer for sheets and cards**

**Unlabeled**

### Technical data

| | | |
|---|---|---|
| **General data** | | |
| Can be printed with: | | THERMOMARK CARD PLUS • THERMOMARK CARD |
| Material | | PVC |
| Temperature range | [°C] | -40 ... 90 |
| Wipe resistance | | DIN EN 61010-1 (VDE 0411-1) |
| Components | | Silicone-free |

### Ordering data

| Description | Color | Type | Order No. | Pcs. / Pkt. |
|---|---|---|---|---|
| **UniSheet,** with self-adhesive labels, 2-section, lettering field size: 104 x 70 mm | | | | |
| | white | **US-EMLF (104X70)** | **1014294** | 10 |
| | yellow | **US-EMLF (104X70) YE** | **1014295** | 10 |
| | blue | **US-EMLF (104X70) BU** | **1014296** | 10 |
| **UniSheet,** with self-adhesive labels, 1-section, lettering field size: 104 x 140 mm | | | | |
| | white | **US-EMLF (104X140)** | **1014291** | 10 |
| | yellow | **US-EMLF (104X140) YE** | **1014292** | 10 |
| | blue | **US-EMLF (104X140) BU** | **1014293** | 10 |

### Accessories

| | | | | |
|---|---|---|---|---|
| **Magazine,** for THERMOMARK CARD..., for accommodating all US–... materials | | **THERMOMARK CARD-US-MAG1** | **5146451** | 1 |
| **Segmented ink ribbon,** length: 60 m, width: 110 mm | | | | |
| two segments in colors | black/red | **TM-RIBBON 110-TC BK/RD** | **1014403** | 1 |
| three segments in colors | black/red/yellow | **TM-RIBBON 110-TC BK/RD/YE** | **1014404** | 1 |
| four segments in colors | black/red/blue/yellow | **TM-RIBBON 110-TC BK/RD/BU/YE** | **1014405** | 1 |

## UniSheet - stick-on combi labels, unprinted

– All US-EMLF ... markers can also be supplied labeled according to customer requirements

| Notes: |
|---|
| For matching label frames, see page 296. |
| [1]) For ordering example, see page 359. |

PRINTED FOR YOU

**Labeled according to customer specifications**

### Technical data

| | | |
|---|---|---|
| **General data** | | |
| Material | | PVC |
| Temperature range | [°C] | -40 ... 90 |
| Wipe resistance | | DIN EN 61010-1 (VDE 0411-1) |
| Components | | Silicone-free |

### Ordering data

| Description | Color | Type | Order No. | Pcs. / Pkt. |
|---|---|---|---|---|
| **UniSheet,** with self-adhesive labels, **labeled according to customer specifications,** 2-section, lettering field size: 104 x 70 mm[1]) | | | | |
| | white | **US-EMLF (104X70) CUS** | **1014300** | 1 |
| | yellow | **US-EMLF (104X70) YE CUS** | **1014301** | 1 |
| | blue | **US-EMLF (104X70) BU CUS** | **1014302** | 1 |
| **UniSheet,** with self-adhesive labels, **labeled according to customer specifications,** 1-section, lettering field size: 104 x 140 mm[1]) | | | | |
| | white | **US-EMLF (104X140) CUS** | **1014297** | 1 |
| | yellow | **US-EMLF (104X140) YE CUS** | **1014298** | 1 |
| | blue | **US-EMLF (104X140) BU CUS** | **1014299** | 1 |

## Magnetic labels, unprinted

N

The PMM magnetic labels supplied in rolls represent an individual and flexible marking solution, e.g., for stock labeling. A variety of symbols, linear and 2D codes are available in the CLIP PROJECT software. The magnetic labels offer the following features:

- High adhesive strength
- Magnetic tape coated with polyester foil
- The flexible magnetic tape will also adhere to round objects with a radius of 12 mm and higher
- The format automatically ensures printing with a high level of positional accuracy
- When used in conjunction with high-quality ink ribbons, a resistant form of labeling is produced, which is even suitable for harsh environments
- The special packaging protects rolls that have already been started from the dirt found in industrial environments
- Easy to assemble with the THERMOMARK CUTTER

Can be printed with:

**Thermal transfer for rolls**

**Unlabeled**

### Technical data

| | | |
|---|---|---|
| **General data** | | |
| Can be printed with: | | THERMOMARK ROLL • THERMOMARK ROLL X1 • THERMOMARK X1.1 • THERMOMARK X1.2 |
| Temperature range | [°C] | -30 ... 55 |
| Wipe resistance | | DIN EN 61010-1 (VDE 0411-1) |

### Ordering data

| Description | Color | Type | Order No. | Pcs. / Pkt. |
|---|---|---|---|---|
| Magnetic foil as continuous media, anisotropic, 1 roll = 15 m, label height: 20 mm | | | | |
| | white | **PMM (EX20)R** | **1014303** | 1 |
| | silver | **PMM (EX20)R SR** | **1014304** | 1 |
| | yellow | **PMM (EX20)R YE** | **1014305** | 1 |
| Magnetic foil as continuous media, anisotropic, 1 roll = 15 m, label height: 25 mm | | | | |
| | white | **PMM (EX25)R** | **1014306** | 1 |
| | silver | **PMM (EX25)R SR** | **1014307** | 1 |
| | yellow | **PMM (EX25)R YE** | **1014308** | 1 |
| Magnetic foil as continuous media, anisotropic, 1 roll = 15 m, label height: 30 mm | | | | |
| | white | **PMM (EX30)R** | **1014309** | 1 |
| | silver | **PMM (EX30)R SR** | **1014310** | 1 |
| | yellow | **PMM (EX30)R YE** | **1014311** | 1 |
| Magnetic foil as continuous media, anisotropic, 1 roll = 15 m, label height: 40 mm | | | | |
| | white | **PMM (EX40)R** | **1014312** | 1 |
| | silver | **PMM (EX40)R SR** | **1014313** | 1 |
| | yellow | **PMM (EX40)R YE** | **1014314** | 1 |
| Magnetic foil as continuous media, anisotropic, 1 roll = 15 m, label height: 50 mm | | | | |
| | white | **PMM (EX50)R** | **1014315** | 1 |
| | silver | **PMM (EX50)R SR** | **1014316** | 1 |
| | yellow | **PMM (EX50)R YE** | **1014317** | 1 |

N

## Magnetic labels, unprinted

– All PMM... markers can also be supplied labeled according to customer requirements

**Notes:**

For matching label frames, see page 296.

**Labeled according to customer specifications**

### Technical data

| | | |
|---|---|---|
| **General data** | | |
| Temperature range | [°C] | -30 ... 55 |
| Wipe resistance | | DIN EN 61010-1 (VDE 0411-1) |

### Ordering data

| Description | Color | Type | Order No. | Pcs. / Pkt. |
|---|---|---|---|---|
| Magnetic foil as continuous media, anisotropic, **labeled according to customer specifications,** 1 roll = 15 m, label height: 20 mm | | | | |
| | white | **PMM (EX20)R CUS** | **1014318** | 1 |
| | silver | **PMM (EX20)R SR CUS** | **1014319** | 1 |
| | yellow | **PMM (EX20)R YE CUS** | **1014320** | 1 |
| Magnetic foil as continuous media, anisotropic, **labeled according to customer specifications,** 1 roll = 15 m, label height: 25 mm | | | | |
| | white | **PMM (EX25)R CUS** | **1014321** | 1 |
| | silver | **PMM (EX25)R SR CUS** | **1014322** | 1 |
| | yellow | **PMM (EX25)R YE CUS** | **1014323** | 1 |
| Magnetic foil as continuous media, anisotropic, **labeled according to customer specifications,** 1 roll = 15 m, label height: 30 mm | | | | |
| | white | **PMM (EX30)R CUS** | **1014324** | 1 |
| | silver | **PMM (EX30)R SR CUS** | **1014325** | 1 |
| | yellow | **PMM (EX30)R YE CUS** | **1014326** | 1 |
| Magnetic foil as continuous media, anisotropic, **labeled according to customer specifications,** 1 roll = 15 m, label height: 40 mm | | | | |
| | white | **PMM (EX40)R CUS** | **1014327** | 1 |
| | silver | **PMM (EX40)R SR CUS** | **1014328** | 1 |
| | yellow | **PMM (EX40)R YE CUS** | **1014329** | 1 |
| Magnetic foil as continuous media, anisotropic, **labeled according to customer specifications,** 1 roll = 15 m, label height: 50 mm | | | | |
| | white | **PMM (EX50)R CUS** | **1014330** | 1 |
| | silver | **PMM (EX50)R SR CUS** | **1014331** | 1 |
| | yellow | **PMM (EX50)R YE CUS** | **1014332** | 1 |

## Ordering special marking with CLIP PROJECT

Phoenix Contact offers a marking service for all marking materials. We can provide you with marking materials marked according to your requirements in next to no time.

**Simply plan and place your order at the click of a mouse**

PRINTED FOR YOU

The materials which can be marked according to customer requirements are indicated with this symbol on the product pages.

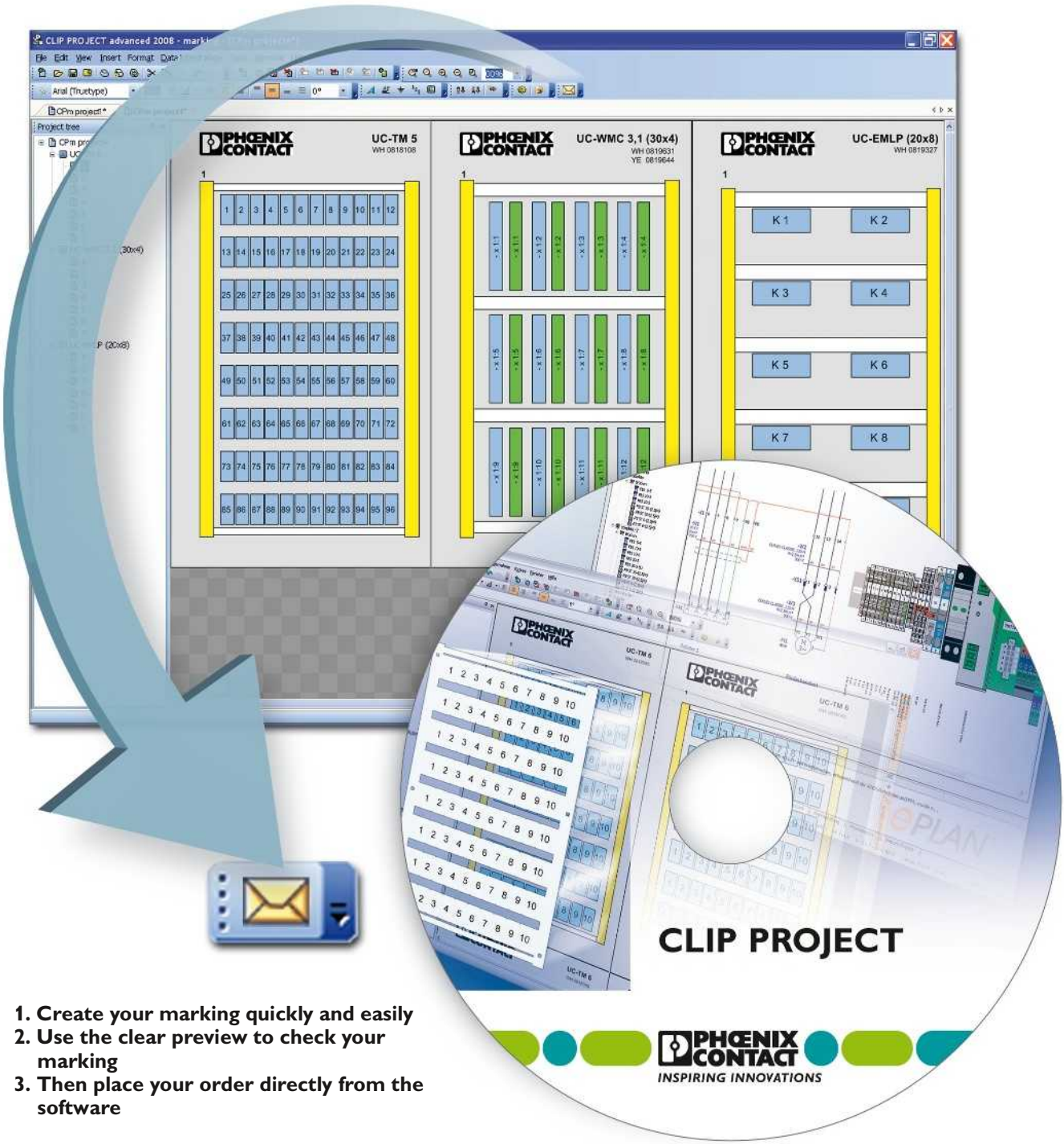


1. **Create your marking quickly and easily**
2. **Use the clear preview to check your marking**
3. **Then place your order directly from the software**

## Ordering special marking by fax or e-mail

**Minimum order amount:**
- Plastic sheets: 1 sheet
- Paper sheets: 1 sheet
- Rolls: 1 strip (row), i.e., in the case of EML (20x8)R, for example, 4 labels

**The following information must be provided when ordering marking:**
- Order number of the relevant ...CUS material
- Marking text
- Font size
- Read direction "horizontal" or "vertical"
- Normal or bold print
- Please send special characters, symbols, and logos as a bitmap file

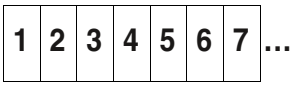

Marking direction "horizontal"

Marking direction "vertical"



120 markers for a terminal block width of 4.2 mm

96 markers for a terminal block width of 5.2 mm

| | | Technical data | Technical data |
|---|---|---|---|
| **General data** | | | |
| Can be printed with: | | BLUEMARK LED • BLUEMARK CLED • CMS-P1-PLOTTER | BLUEMARK LED • BLUEMARK CLED • CMS-P1-PLOTTER |
| Number of individual labels | | 120 | 96 |
| Number of individual labels per strip | | 15 | 12 |
| Material | | PA | PA |
| Inflammability class according to UL 94 | | V2 | V2 |
| Temperature range | [°C] | -40 ... 120 | -40 ... 120 |
| Wipe resistance | | DIN EN 61010-1 (VDE 0411-1) | DIN EN 61010-1 (VDE 0411-1) |
| Contents | | Free from silicone and halogen | Free from silicone and halogen |

| | | Ordering data | | | Ordering data | | |
|---|---|---|---|---|---|---|---|
| Description | Color | Type | Order No. | Pcs. / Pkt. | Type | Order No. | Pcs. / Pkt. |
| **UniCard,** for marking terminal blocks with a marker groove | | | | | | | |
| | White | UC-TM 4 | 0818111 | 10 | UC-TM 5 | 0818108 | 10 |
| | Red | UC-TM 4 RD | 0818250 | 10 | UC-TM 5 RD | 0818302 | 10 |
| | Orange | UC-TM 4 OG | 0818221 | 10 | UC-TM 5 OG | 0818276 | 10 |
| | Yellow | UC-TM 4 YE | 0818234 | 10 | UC-TM 5 YE | 0818289 | 10 |
| | Violet | UC-TM 4 VT | 0819084 | 10 | UC-TM 5 VT | 0819107 | 10 |
| | Blue | UC-TM 4 BU | 0818247 | 10 | UC-TM 5 BU | 0818292 | 10 |
| | Green | UC-TM 4 GN | 0818263 | 10 | UC-TM 5 GN | 0818315 | 10 |
| **UniCard,** for marking terminal blocks with a marker groove, **labeled according to customer specifications** | | | | | | | |
| | White | UC-TM 4 CUS | 0824573 | 1 | UC-TM 5 CUS | 0824581 | 1 |
| | Red | UC-TM 4 RD CUS | 0824577 | 1 | UC-TM 5 RD CUS | 0824585 | 1 |
| | Orange | UC-TM 4 OG CUS | 0824576 | 1 | UC-TM 5 OG CUS | 0824584 | 1 |
| | Yellow | UC-TM 4 YE CUS | 0824579 | 1 | UC-TM 5 YE CUS | 0824587 | 1 |
| | Violet | UC-TM 4 VT CUS | 0824578 | 1 | UC-TM 5 VT CUS | 0824586 | 1 |
| | Blue | UC-TM 4 BU CUS | 0824574 | 1 | UC-TM 5 BU CUS | 0824582 | 1 |
| | Green | UC-TM 4 GN CUS | 0824575 | 1 | UC-TM 5 GN CUS | 0824583 | 1 |

### Ordering example for UC-TM 5 GN CUS

Vertical consecutive numbering from 1 to 12 is required for 8 identical terminal strips with 5 mm pitch. The UC-TM 5 ... sheet has 8 strips, each of which has 12 individual labels. In this case order as follows:

| Unit (sheet) | Marking | | Order No. |
|---|---|---|---|
| 1 | Numbers:<br>Font size:<br>Read direction:<br>Normal printing | 1 to 12<br>10 pt<br>Vertical | 0824583 |

PHOENIX CONTACT
1.0

# Hand tools - TOOL fox

The TOOL fox range of tools offers processing and measuring tools for all electrical engineering applications.

The ergonomically designed tools for cutting, stripping, crimping, screwing, and testing impress with their optimum handling and quality. Specially hardened tool steels ensure maximum durability.

Cutting machines, stripping machines, and crimping machines are available which can be used to automate steps.

A wide range of connectors rounds off the product range.

**Product range overview**


**Hand tools** 362

**CUTFOX ... cutting tools and UNIFOX ... universal tools**

Cable cutters 364
Cutting tools for special applications 366
Universal tools 368
Cable duct, profile, and DIN rail cutters 371

**MICROFOX electronics pliers** 374

**WIREFOX stripping tools**

Stripping tools 378
Stripping tools 384

**CRIMPFOX pressing and crimping tools** 388

CRIMPHANDY portable hand-held machine 390
Crimp pliers for ferrules 392
Crimping pliers for ring cable and tube lugs 398

Universal basic pliers for connectors up to 120 mm² 403

Crimping pliers for slip-on sleeves 404
Crimping pliers for turned contacts 406
Crimping pliers for coaxial, FO, D-SUB, CATV, data plugs, and solar connectors 408
Universal basic pliers 412

**SCREWFOX screwdriver tools**

Screwdrivers 416
Cordless screwdrivers 425
Socket wrenches 430
Control cabinet keys 433

**TESTFOX measuring tools**

Voltage and continuity testers 434
Digital multimeters 435

**Tool sets** 438

**Connectors** 444

**Professional cutting**

**Professional stripping**

**Professional crimping with up to 25 percent less force**

There is an optimum cable cutter available for every application. The various versions enable professional processing of conductors and cables with a diameter of up to 100 mm. All parts of the cable cutters that are subject to particular strain are tempered and specially hardened.

The comprehensive range of combination tools ensures all applications are covered. The safety tools, which feature 2-component slip-proof handles, are VDE-tested and marked according to DIN EN 60900.

Profile cutters are available for rapid processing of DIN rails and cable ducts without chips or burrs. An optional hydraulic unit can be attached to convert manual DIN rail cutters into automatic ones.

The stripping tools can strip all types of conductors and cables quickly, precisely and reliably. They adapt automatically to the conductor cross section concerned.

The product innovation for switchgear manufacturing – the CRIMPHANDY, a battery-operated, portable hand-held machine. It strips and crimps the conductor in under two seconds, resulting in time savings of 75%.

The extensive range of professional crimping pliers can be used to process all types of contact with a cross section of up to 120 mm². The innovative design and ergonomically shaped handles reduce the forces required by up to 25 percent.

With their interchangeable dies, the CRIMPFOX−M universal crimping pliers can be used to process all kinds of contacts. The dies can be changed quickly and easily without the need for additional tools.

With their precise torque-setting feature, the torque and cordless screwdrivers are the perfect complement to the Phoenix Contact range of screw terminal blocks. The wide range of hardened BIT screwdriver inserts makes the products suitable for universal use.

Our multimeters, current pliers, and voltage testers are high-quality measuring tools, which have been tested and approved in accordance with national and international standards.

## CUTFOX cable cutters

- CUTFOX ... cable cutters for professional cutting results
- Suitable for conductors with a max. diameter of 18 mm
- Ergonomic grip design to eliminate fatigue when working
- All parts of the cable cutters that are subject to particular strain are tempered or specially hardened

Cable cutters and electrician's scissors

Up to a maximum conductor diameter of 18 mm

| Description | Ordering data | | | Ordering data | | |
|---|---|---|---|---|---|---|
| | Type | Order No. | Pcs. / Pkt. | Type | Order No. | Pcs. / Pkt. |
| **Cable cutter,** for copper and aluminum up to a diameter of 12 mm (up to 35 mm²) | CUTFOX 12 | 1212128 | 1 | | | |
| **Cable cutter,** angled, for copper and aluminum up to a diameter of 18 mm (up to 50 mm²) | | | | CUTFOX 18 | 1212129 | 1 |
| **Electrician's scissors,** high cutting performance thanks to micro-serrated cutting area, suitable for copper, aluminum, Kevlar fibers, and plastic, two-component non-slip soft-grip handles, ergonomic design, adjustable screw joint | CUTFOX-ES | 1212621 | 1 | | | |

## CUTFOX one-handed ring cable cutters

- CUTFOX ... one-handed ring cable cutters for professional cutting results
- Suitable for conductors with a diameter of up to 52 mm
- With ratchet function for minimum effort
- Unlockable
- Superb cutting quality

Up to a maximum conductor diameter of 50 mm, steel-armored

Up to a maximum conductor diameter of 52 mm

| Description | Ordering data | | | Ordering data | | |
|---|---|---|---|---|---|---|
| | Type | Order No. | Pcs. / Pkt. | Type | Order No. | Pcs. / Pkt. |
| **Ring cable cutter,** with ratchet function, for copper and aluminum up to a diameter of 50 mm, for steel-armored CU/AL cables, for stranded steel cables up to a diameter of 12 mm | CUTFOX 50 STEEL | 1212526 | 1 | | | |
| **Ring cable cutter,** with ratchet function, for copper and aluminum up to a diameter of 45 mm (up to 300 mm²) | | | | CUTFOX 45 | 1212132 | 1 |
| **Ring cable cutter,** with ratchet function, for copper and aluminum up to a diameter of 52 mm (up to 300 mm²) | | | | CUTFOX 52 | 1212133 | 1 |

## CUTFOX cable cutters

- CUTFOX ... cable cutters for professional cutting results
- Suitable for conductors with a max. diameter of 35 mm
- With ratchet function for minimum effort
- Ergonomic grip design to eliminate fatigue when working
- All parts of the cable cutters that are subject to particular strain are tempered or specially hardened

**Up to a maximum conductor diameter of 25 mm**

**Up to a maximum conductor diameter of 35 mm**

| Description | Ordering data | | | Ordering data | | |
|---|---|---|---|---|---|---|
| | Type | Order No. | Pcs. / Pkt. | Type | Order No. | Pcs. / Pkt. |
| **Cable cutter,** with ratchet function, for copper and aluminum up to a diameter of 25 mm (up to 185 mm²) | CUTFOX 25 | 1212130 | 1 | | | |
| **Cable cutter,** with ratchet function, for copper and aluminum up to a diameter of 35 mm (up to 300 mm²) | | | | CUTFOX 35 | 1212131 | 1 |

## CUTFOX two-handed ring cable cutters

- CUTFOX ... two-handed ring cable cutters for professional cutting results
- Suitable for conductors with a diameter of up to 100 mm
- With ratchet function for minimum effort
- Unlockable
- Superb cutting quality

**Up to a maximum conductor diameter of 62 mm**

**Up to a maximum conductor diameter of 100 mm**

| Description | Ordering data | | | Ordering data | | |
|---|---|---|---|---|---|---|
| | Type | Order No. | Pcs. / Pkt. | Type | Order No. | Pcs. / Pkt. |
| **Two-handed ring cable cutter,** with ratchet function, for copper and aluminum up to a diameter of 62 mm (up to 750 mm²) | CUTFOX 62 | 1212134 | 1 | | | |
| **Two-handed ring cable cutter,** with ratchet function, for copper and aluminum up to a diameter of 100 mm (up to 1400 mm²) | | | | CUTFOX 100 | 1212135 | 1 |

## Cutting tools for special applications

- The CUTFOX−FBS cutting tool is suitable for cutting out individual bars from FBS ... plug-in bridges
- Screw-on bridges can be cut to length with the CUTFOX FB without crushing them
- VDE-tested cutting tools made from special high-grade tool steel
- Inductively hardened blades for long-term stable cutting performance

**Front cutting tool for cutting out plug-in and insertion bridges**

**Cutting tool for screw-on bridges**

| | Ordering data | | | Ordering data | | |
|---|---|---|---|---|---|---|
| Description | Type | Order No. | Pcs. / Pkt. | Type | Order No. | Pcs. / Pkt. |
| **Cutting tool,** for separating individual jumper bars from FBS ... plug-in bridges and EB ... insertion bridges | CUTFOX-FBS | 1212124 | 1 | | | |
| **Bridge cutting tool**, for cutting FBI ... fixed bridges to length | | | | CUTFOX FB | 1205985 | 1 |
| **Cable cutter,** precision blade with macro-notching, for copper and aluminum up to 50 mm², VDE 1000 V AC/1500 V DC tested | | | | | | |
| **Cable cutter,** precision blade with macro-notching, for copper and aluminum up to 70 mm², VDE 1000 V AC/1500 V DC tested | | | | | | |
| **Cable cutter,** for laminated power rails/ribbed tape measuring up to 6 x 16 x 0.8 mm, copper and aluminum cables with a diameter of up to 50 mm, VDE 1000 V AC, 1500 V DC | | | | | | |
| **Diagonal cutter,** with optimized leverage, VDE 1000 V AC/1500 V DC tested | | | | | | |
| **Power diagonal cutter,** with optimized leverage, also suitable for piano wire, VDE 1000 V AC/1500 V DC tested | | | | | | |

**Cable cutter for conductors with a diameter of up to 25 mm (VDE)**

| Ordering data | | |
|---|---|---|
| Type | Order No. | Pcs. / Pkt. |
| CUTFOX 16 VDE | 1212126 | 1 |
| CUTFOX 25 VDE | 1212127 | 1 |

**Cable cutter for conductors and ribbed tape with a diameter of up to 50 mm (VDE)**

| Ordering data | | |
|---|---|---|
| Type | Order No. | Pcs. / Pkt. |
| CUTFOX-LB VDE | 1212527 | 1 |

**Diagonal cutter, also suitable for piano wire (VDE)**

| Ordering data | | |
|---|---|---|
| Type | Order No. | Pcs. / Pkt. |
| CUTFOX-S VDE | 1212207 | 1 |
| CUTFOX-SP VDE | 1212206 | 1 |

## UNIFOX universal tools

- UNIFOX ... VDE-totally-insulated combination pliers in straight and angled versions
- Ergonomic grip design to eliminate fatigue when working
- Excellent transmission ratios for excellent gripping and cutting performance
- Noticeably less force required on the part of the user

**Combination pliers (VDE), straight**

**Combination pliers (VDE), angled**

| Description | Color | Ordering data: Type | Order No. | Pcs. / Pkt. | Ordering data: Type | Order No. | Pcs. / Pkt. |
|---|---|---|---|---|---|---|---|
| **Combination pliers,** cross-notched grip area, integrated M8 - M10 ring wrench, VDE 1000 V AC/1500 V DC tested | black | UNIFOX-C VDE | 1212202 | 1 | | | |
| **Combination pliers,** angled design, with opening spring and locking device, cross-notched grip area, integrated M8 - M10 ring wrench, VDE 1000 V AC/1500 V DC tested | black | | | | UNIFOX-CE VDE | 1212203 | 1 |

## UNIFOX universal tools

- Individually tested safety tools according to DIN EN 60900 (VDE 0682−201)
- For working on or in the vicinity of live parts up to 1000 V AC or 1500 V DC
- The tools feature ergonomic two-component safety handles

**Needle-nose pliers (VDE), straight**

**Needle-nose pliers (VDE), curved and angled**

| Description | Color | Ordering data: Type | Order No. | Pcs. / Pkt. | Ordering data: Type | Order No. | Pcs. / Pkt. |
|---|---|---|---|---|---|---|---|
| **Needle-nose pliers with cut,** gripping surface toothed, VDE 1000 V AC/ 1500 V DC tested | black | UNIFOX-P VDE | 1212204 | 1 | | | |
| **Needle-nose pliers with cut,** 45° bent, gripping surface toothed, VDE 1000 V AC/ 1500 V DC tested | black | UNIFOX-PC VDE | 1212205 | 1 | | | |
| **Needle-nose pliers,** angled design, with opening spring and locking device, finely notched grip area, stripping possible for 1.5 $mm^2$ and 2.5 $mm^2$, integrated M8 - M10 ring wrench, VDE 1000 V AC/1500 V DC tested | black | | | | UNIFOX-PE VDE | 1212529 | 1 |

## UNIFOX universal tools

- UNIFOX ... VDE-totally-insulated flat-nose, round-nose, and water pump pliers
- Notched grip areas
- Ergonomic grip design to eliminate fatigue when working
- Excellent transmission ratios for optimum gripping performance
- Forged die hardened in oil for maximum durability

Flat-nose pliers (VDE)

Water pump pliers

| Description | Color | Ordering data: Type | Order No. | Pcs. / Pkt. | Ordering data: Type | Order No. | Pcs. / Pkt. |
|---|---|---|---|---|---|---|---|
| **Flat-nose pliers,** finely notched grip area, VDE 1000 V AC/1500 V DC tested | black | **UNIFOX-F VDE** | **1212363** | 1 | | | |
| **Round-nose pliers,** finely notched grip area, VDE 1000 V AC/1500 V DC tested | black | **UNIFOX-R VDE** | **1212364** | 1 | | | |
| **Water pump pliers,** with groove joint, grip areas with dual notching, acc. to VDE ISO 8976 | | | | | **UNIFOX-WP** | **1212365** | 1 |

## UNIFOX cable binder tools for plastic and stainless steel cable binders

- Ergonomic tool for attaching and detaching cable binders in a single operation
- The infinitely adjustable tension force is indicated by a scale in the handle area
- When the tension force is reached, the remainder is automatically severed for a flush finish

| Description | Ordering data: Type | Order No. | Pcs. / Pkt. |
|---|---|---|---|
| **Cable binder pliers,** for plastic cable binders with a width of 2.2 - 4.8 mm, for a material thickness of up to 1.6 mm | | | |
| Ergonomically designed grip with comfortable tension force adjustment | **UNIFOX-CT 4,8** | **1212475** | 1 |
| | **UNIFOX-CT 4,8P** | **1212609** | 1 |
| **Cable binder pliers,** for steel cable binders with a width of up to 7.9 mm, for a material thickness of up to 0.3 mm | **UNIFOX-CT M 7,9** | **1212610** | 1 |

## UNIFOX universal tools

- Compact, ergonomically shaped pliers
- 3 inserts for rivet diameter of 2.4 − 3.2 mm, 4 mm, and 4.8 − 5.0 mm
- Special rivets are available for fixing RW... and UW... high-current panel feed-through terminal blocks that are specifically designed for terminal blocks

**Notes:**

For high-current feed-through terminal blocks see Catalog 1.

**Blind rivet pliers**

**Blind riveting with diameters of 2.4 to 5 mm**

| Description | Color | Ordering data: Type | Order No. | Pcs. / Pkt. | Ordering data: Type | Order No. | Pcs. / Pkt. |
|---|---|---|---|---|---|---|---|
| **Blind rivet pliers** | black | **UNIFOX-RVT M** | **1212476** | 1 | | | |
| **Rivet,** aluminum/steel, rivet diameter/length | | | | | | | |
| 2.4/8 mm, for UW 4... terminal blocks | silver | | | | **RVT-AL/ST 2,4L/8** | **3240548** | 500 |
| 3/6 mm | silver | | | | **RVT-AL/ST 3/6** | **3240504** | 500 |
| 3/8 mm | silver | | | | **RVT-AL/ST 3/8** | **3240505** | 500 |
| 3/10 mm | silver | | | | **RVT-AL/ST 3/10** | **3240506** | 500 |
| 3/12 mm, for UW 10..., UW 16..., and RW 5... terminal blocks | silver | | | | **RVT-AL/ST 3/12** | **3240507** | 500 |
| 3.2/6 mm | silver | | | | **RVT-AL/ST 3,2/6** | **3240509** | 500 |
| 3.2/8 mm | silver | | | | **RVT-AL/ST 3,2/8** | **3240510** | 500 |
| 3.2/10 mm | silver | | | | **RVT-AL/ST 3,2/10** | **3240511** | 500 |
| 3.2/12 mm | silver | | | | **RVT-AL/ST 3,2/12** | **3240512** | 500 |
| 4/6 mm | silver | | | | **RVT-AL/ST 4/6** | **3240513** | 500 |
| 4/8 mm | silver | | | | **RVT-AL/ST 4/8** | **3240514** | 500 |
| 4/10 mm | silver | | | | **RVT-AL/ST 4/10** | **3240515** | 500 |
| 4/12 mm | silver | | | | **RVT-AL/ST 4/12** | **3240516** | 500 |
| 4/14 mm, for UW 25... and RW 8... terminal blocks | silver | | | | **RVT-AL/ST 4/14** | **3240517** | 500 |
| 4.8/6 mm | silver | | | | **RVT-AL/ST 4,8/6** | **3240518** | 500 |
| 4.8/8 mm | silver | | | | **RVT-AL/ST 4,8/8** | **3240519** | 500 |
| 4.8/10 mm | silver | | | | **RVT-AL/ST 4,8/10** | **3240520** | 500 |
| 4.8/12 mm | silver | | | | **RVT-AL/ST 4,8/12** | **3240521** | 500 |
| 4.8/14 mm | silver | | | | **RVT-AL/ST 4,8/14** | **3240553** | 500 |
| 4.8/16 mm | silver | | | | **RVT-AL/ST 4,8/16** | **3240522** | 500 |
| | | **Accessories** | | | **Accessories** | | |
| **Rivet nozzle,** long, specially designed for 3240548 rivet | | **UNIFOX-RVT M/BIT 2,4L** | **1212477** | 1 | | | |

## Cable duct cutter



- Easy, burr-free cutting with minimum effort thanks to the special cutting geometry and optimum leverage
- Non-slip ergonomic grip
- With spring reset
- 45° limit stop
- 75 mm cutting width

### Technical data

| | | Width | Length | Height |
|---|---|---|---|---|
| **Dimensions** | | | | |
| | [mm] | - | **245** | - |
| **General data** | | | | |
| Weight | [kg] | 0.43 | | |

### Ordering data

| Description | Color | Type | Order No. | Pcs. / Pkt. |
|---|---|---|---|---|
| **Cable duct cutter** | black | **CUTFOX-CD** | **1212474** | 1 |

## Cable duct cutters

- Leverage and special cutting geometry enables easy, burr-free cutting with minimum effort
- Grip protection for safety
- Metric measuring rail with adjustable limit stop
- 125 mm cutting width
- Material thickness of up to 2.5 mm

### Technical data

| | | Width | Length | Height |
|---|---|---|---|---|
| **Dimensions** | | | | |
| | [mm] | **285** | **280** | **290** |
| **General data** | | | | |
| Length of the measuring bar | [mm] | 1000 | | |
| Length of the hand lever | [mm] | 500 | | |

### Ordering data

| Description | Color | Type | Order No. | Pcs. / Pkt. |
|---|---|---|---|---|
| **Cable duct cutters** | black | **PPS CD M** | **1207569** | 1 |

### Accessories

| | | | |
|---|---|---|---|
| **Replacement blade,** for PPS CD M | **PPS CD BLADE** | **1207572** | 1 |
| **Replacement counter support (grip protection)**, for PPS CD M | **PPS CD M COHO** | **1208995** | 1 |
| **Workbench,** with plywood panel 700 x 1200 x 50 mm, without mounting screws and bore holes | **PPS TABLE** | **1206285** | 1 |

## Profile cutters

**DIN rail cutter**

– The PPS BASIC I/M is the lightweight version of the profile cutters. It can be used to process the popular NS 35/15, NS 35/7,5, and NS 15 types of EN DIN rail, as well as the NLS−CU 3/10 neutral busbar
– The PPS STANDARD ... and PPS CLASSIC ... can be equipped with two stamping bits for round holes or elongated holes
– The PPS CLASSIC ... is the best choice if hole formats are changed on a frequent basis. By simply folding open the upper part of the PPS..., the stamping bits can be changed in no time at all

Applied for:
GOST

### Technical data

| | | | | |
|---|---|---|---|---|
| **Dimensions** | | Width | Length | Height |
| | [mm] | **150** | **60** | **180** |
| **General data** | | | | |
| Weight | [kg] | 8.3 | | |
| Length of the measuring bar | [mm] | 1000 | | |
| Length of the hand lever | [mm] | 590 | | |

### Ordering data

| Description | Color | Type | Order No. | Pcs. / Pkt. |
|---|---|---|---|---|
| **Profile cutter,** for cutting standard DIN rails to length, NS 15 / NS 35/7,5 / NS 35/15, and for cutting the NLS−CU 3/10 neutral busbar to length, with inch/metric measuring rail | black | **PPS BASIC I/M** | **1207585** | 1 |
| **Profile cutter,** for cutting and stamping holes in standard DIN rails, NS 15 / NS 32 / NS 35/7,5 / NS 35/15, and for cutting the NLS−CU 3/10 neutral busbar to length, can accommodate 2 stamping bits, with metric measuring rail, supplied without stamping bits | black | | | |
| Same as before, but with inch/metric measuring rail | black | | | |
| **Profile cutter,** for cutting and stamping holes in standard DIN rails, NS 15 / NS 32 / NS 35/7,5 / NS 35/15, and for cutting the NLS−CU 3/10 neutral busbar to length, can accommodate 2 stamping bits, stamping bits are easily interchangeable, with metric measuring rail, supplied without stamping bits | black | | | |
| Same as before, but with inch/metric measuring rail | black | | | |

### Accessories

| | | | | |
|---|---|---|---|---|
| **Stamping insert,** for elongated holes, longitudinal:<br>3.5 x 12 mm<br>4.5 x 12 mm<br>5.5 x 12 mm<br>6.5 x 15 mm | | | | |
| **Stamping insert,** for elongated holes, transverse:<br>3.5 x 12 mm<br>4.5 x 12 mm<br>5.5 x 12 mm<br>6.5 x 15 mm | | | | |
| **Stamping bit,** for bore holes<br>3.8 mm Ø<br>4.3 mm Ø<br>5.3 mm Ø<br>6.4 mm Ø<br>7.0 mm Ø<br>8.4 mm Ø | | | | |
| **Hydraulic cylinder,** for connection to an existing hydraulic system, operating pressure of 160 – 220 bar, G 1/4" connection thread, with spring reset | | | | |
| **Workbench,** with plywood panel 700 x 1200 x 50 mm, without mounting screws and bore holes | | **PPS TABLE** | **1206285** | 1 |

## DIN rail cutter with bore hole die

Applied for:
GOST

### Technical data

| Width | Length | Height |
|---|---|---|
| **180** | **100** | **220** |
| | | |
| 19 | | |
| 1000 | | |
| 1000 | | |

### Ordering data

| Type | Order No. | Pcs. / Pkt. |
|---|---|---|
| **PPS STANDARD M** | **1206175** | 1 |
| **PPS STANDARD I/M** | **1206230** | 1 |

### Accessories

| | | |
|---|---|---|
| **PPS-ST (3,5X12)L** | **1203563** | 1 |
| **PPS-ST (4,5X12)L** | **1203534** | 1 |
| **PPS-ST (5,5X12)L** | **1202603** | 1 |
| **PPS-ST (6,5X15)L** | **1202593** | 1 |
| **PPS-ST (3,5X12)Q** | **1203550** | 1 |
| **PPS-ST (4,5X12)Q** | **1203547** | 1 |
| **PPS-ST (5,5X12)Q** | **1203411** | 1 |
| **PPS-ST (6,5X15)Q** | **1203408** | 1 |
| **PPS-ST (3,8)** | **1204892** | 1 |
| **PPS-ST (4,3)** | **1202616** | 1 |
| **PPS-ST (5,3)** | **1202629** | 1 |
| **PPS-ST (6,4)** | **1202632** | 1 |
| **PPS-ST (7,0)** | **1204889** | 1 |
| **PPS-ST (8,4)** | **1202726** | 1 |
| **PPS HYDRAULIC CYL** | **1208924** | 1 |
| **PPS TABLE** | **1206285** | 1 |



## DIN rail cutter with piercer and quick change mechanism

Applied for:
GOST

### Technical data

| Width | Length | Height |
|---|---|---|
| **250** | **100** | **230** |
| | | |
| 19 | | |
| 1000 | | |
| 1000 | | |

### Ordering data

| Type | Order No. | Pcs. / Pkt. |
|---|---|---|
| **PPS CLASSIC M** | **1206243** | 1 |
| **PPS CLASSIC I/M** | **1206256** | 1 |

### Accessories

| | | |
|---|---|---|
| **PPS-ST (3,5X12)L** | **1203563** | 1 |
| **PPS-ST (4,5X12)L** | **1203534** | 1 |
| **PPS-ST (5,5X12)L** | **1202603** | 1 |
| **PPS-ST (6,5X15)L** | **1202593** | 1 |
| **PPS-ST (3,5X12)Q** | **1203550** | 1 |
| **PPS-ST (4,5X12)Q** | **1203547** | 1 |
| **PPS-ST (5,5X12)Q** | **1203411** | 1 |
| **PPS-ST (6,5X15)Q** | **1203408** | 1 |
| **PPS-ST (3,8)** | **1204892** | 1 |
| **PPS-ST (4,3)** | **1202616** | 1 |
| **PPS-ST (5,3)** | **1202629** | 1 |
| **PPS-ST (6,4)** | **1202632** | 1 |
| **PPS-ST (7,0)** | **1204889** | 1 |
| **PPS-ST (8,4)** | **1202726** | 1 |
| **PPS TABLE** | **1206285** | 1 |

## MICROFOX electronic pliers



Miniature precision pliers feature the following:
- Ergonomically designed two-component grip for fatigue-proof and non-slip use
- Manufactured from high-grade special tool steel
- Opening spring for uniform, smooth opening
- Through-connected joint for permanent stability and optimum distribution of force
- Mirror-polished and oiled metal surfaces, which provide maximum rust protection

### Cutting pliers
- Additional inductive hardened cutting for long-term, stable cutting performance
- Precision-ground for exact cutting applications with minimum effort
- Various head shapes, even for areas that are difficult to access

### Gripping and bending pliers
- Smooth grip to prevent damage to components when gripping and bending

**Notes:**

For technical data regarding cutting capacity, see www.phoenixcontact.net/products.

**Diagonal cutter, with chamfer**

| Description | Ordering data | | |
|---|---|---|---|
| | **Type** | **Order No.** | Pcs. / Pkt. |
| **Electronic diagonal cutter,** round head, with chamfer, with opening spring | **MICROFOX-SB** | **1212489** | 1 |
| **Electronic diagonal cutter,** tapered head, angled (21°), without chamfer, with opening spring | **MICROFOX-SP** | **1212488** | 1 |
| **Electronic diagonal cutter,** tapered head, without chamfer, with opening spring, non-reflective phosphate-treated surface, punched version | **MICROFOX-SP-1** | **1212487** | 1 |
| **Electronic front cutter,** without chamfer, with opening spring | | | |
| **Electronic front cutter,** 20° angle, without chamfer, with opening spring | | | |
| **Electronic needle-nose pliers,** smooth grip, with opening spring | | | |
| **Electronic needle-nose pliers,** 45° angle, smooth grip, with opening spring | | | |
| **Electronic flat-nose pliers,** smooth grip, with opening spring | | | |
| **Electronic round-nose pliers,** smooth grip, with opening spring | | | |

Front cutter

Needle-nose pliers

Flat/round-nose pliers

| Ordering data | | |
|---|---|---|
| Type | Order No. | Pcs. / Pkt. |
| MICROFOX-E | 1212494 | 1 |
| MICROFOX-EO | 1212495 | 1 |

| Ordering data | | |
|---|---|---|
| Type | Order No. | Pcs. / Pkt. |
| MICROFOX-P | 1212491 | 1 |
| MICROFOX-PC | 1212492 | 1 |

| Ordering data | | |
|---|---|---|
| Type | Order No. | Pcs. / Pkt. |
| MICROFOX-F | 1212493 | 1 |
| MICROFOX-R | 1212490 | 1 |

## MICROFOX ESD electronic pliers



ESD MICROFOX pliers offer the following features:

– The special conductive plastic grip ensures slow and safe removal of electrostatic energy according to standards and directives such as DIN EN 61340–5
– Ergonomically designed two-component grip for fatigue-proof and non-slip use
– Manufactured from high-grade special tool steel
– Opening spring for uniform, smooth opening
– Screwed precision joint for permanent stability and optimum results
– Mirror-polished and phosphate-treated metal surfaces for optimum rust protection and no glare when working

### Cutting pliers

– Additional inductive hardened cutting for long-term, stable cutting performance
– Precision-ground for exact cutting applications with minimum effort
– Various head shapes, even for areas that are difficult to access

### Gripping and bending pliers

– Smooth grip to prevent damage to components when gripping and bending

**Notes:**

For technical data regarding cutting capacity, see www.phoenixcontact.net/products.

ESD

**ESD diagonal cutter**

| | Ordering data | | |
|---|---|---|---|
| Description | **Type** | **Order No.** | Pcs. / Pkt. |
| **ESD electronic diagonal cutter,** round head, without chamfer, with opening spring | **MICROFOX-S ESD** | **1212480** | 1 |
| **ESD electronic front cutter,** without chamfer, with opening spring | | | |
| **ESD electronic needle-nose pliers,** smooth grip, with opening spring | | | |
| **ESD electronic needle-nose pliers,** 45° angle, smooth grip, with opening spring | | | |
| **ESD electronic flat-nose pliers,** smooth grip, with opening spring | | | |
| **ESD electronic round-nose pliers,** smooth grip, with opening spring | | | |

ESD

**ESD front cutter**

| Ordering data | | |
|---|---|---|
| Type | Order No. | Pcs. / Pkt. |
| MICROFOX-E ESD | 1212485 | 1 |

ESD

**ESD needle-nose pliers**

| Ordering data | | |
|---|---|---|
| Type | Order No. | Pcs. / Pkt. |
| MICROFOX-P ESD | 1212482 | 1 |
| MICROFOX-PC ESD | 1212483 | 1 |

ESD

**ESD flat/round-nose pliers**

| Ordering data | | |
|---|---|---|
| Type | Order No. | Pcs. / Pkt. |
| MICROFOX-F ESD | 1212484 | 1 |
| MICROFOX-R ESD | 1212481 | 1 |

## WIREFOX stripping tools

N

- Ergonomically shaped pliers
- WIREFOX ... stripping pliers are characterized by their mechanism that adjusts automatically to all kinds of insulation and conductor diameters
- Practical integrated wire cutter
- Highly adjustable limit stop for the stripping length

**0.08 - 2.5 mm² conductor cross section**

**Conductor cross section of 0.1 - 4 mm² for special applications**

| | | Technical data | Technical data |
|---|---|---|---|
| Conductor/cable stripping range | | | |
| Conductor / cable | [mm²] / AWG | 0.08 - 2.5 / 28 - 12 | 0.1 - 4 / 28 - 12 |
| Stripping length up to ... | [mm] | 15 | 18 |
| Wire cutter solid // stranded | [mm²] / AWG | 2.5 / 14 // 6 / 10 | 1.5 / 16 // 10 / 8 |

| Description | Color | Ordering data: Type | Order No. | Pcs. / Pkt. | Ordering data: Type | Order No. | Pcs. / Pkt. |
|---|---|---|---|---|---|---|---|
| **Stripping tool,** angled design, for cables and conductors with a cross section of 0.08 mm – 2.5 mm², self-adjusting, stripping length of up to 15 mm, cutting capacity: solid up to 2.5 mm², stranded up to 6 mm² | Black | **WIREFOX 2,5** | **1212368** | 1 | | | |
| **Stripping tool,** angled shape, for cables and conductors (specifically also intended for rubber and other kinds of special insulation) from 0.1 mm – 4 mm², self-adjusting, stripping length of up to 18 mm, cutting capacity: solid up to 1.5 mm², stranded up to 10 mm² | Black/green | | | | **WIREFOX-E 4** | **1212704** | 1 |
| **Stripping tool,** angled shape, for cables and conductors (specifically also intended for short-circuit-proof cables) from 1.5 mm – 6 mm², self-adjusting, stripping length of up to 18 mm, cutting capacity: solid up to 1.5 mm², stranded up to 10 mm² | Black/green | | | | | | |
| **Stripping tool,** angled design, for cables and conductors from 0.02 mm – 10 mm², self-adjusting, stripping length of up to 18 mm, cutting capacity: solid up to 1.5 mm², stranded up to 10 mm² | Black/green | | | | | | |
| **Stripping tool,** angled design, for cables and conductors from 4 mm – 16 mm², self-adjusting, stripping length of up to 18 mm, cutting capacity: solid up to 1.5 mm², stranded up to 10 mm² | Black/green | | | | | | |

| | Accessories | | | Accessories | | |
|---|---|---|---|---|---|---|
| **Spare knife** | **WIREFOX 2,5/SB** | **1212369** | 1 | **WIREFOX 4/SB** | **1212151** | 1 |
| **Spare limit stop** | **WIREFOX 2,5/WS** | **1212370** | 1 | | | |

N

**Conductor cross section of 1.5 - 6 mm², short-circuit-proof cables**

N

**0.02 - 10 mm² conductor cross section**

N

**4 - 16 mm² conductor cross section**

## Technical data

1.5 - 6 / 16 - 8
18
1.5 / 16 // 10 / 8

## Ordering data

| Type | Order No. | Pcs. / Pkt. |
|---|---|---|
| WIREFOX-E 6SC | 1212705 | 1 |

## Accessories

| | | |
|---|---|---|
| WIREFOX 6SC/SB | 1212314 | 1 |

## Technical data

0.02 - 10 / 34 - 8
18
1.5 / 16 // 10 / 8

## Ordering data

| Type | Order No. | Pcs. / Pkt. |
|---|---|---|
| WIREFOX-E 10 | 1212706 | 1 |

## Accessories

| | | |
|---|---|---|
| WIREFOX 10/SB | 1212152 | 1 |

## Technical data

4 - 16 / 12 - 5
18
1.5 / 16 // 10 / 8

## Ordering data

| Type | Order No. | Pcs. / Pkt. |
|---|---|---|
| WIREFOX-E 16 | 1212707 | 1 |

## Accessories

| | | |
|---|---|---|
| WIREFOX 16/SB | 1212153 | 1 |

## WIREFOX stripping tools

**Conductor cross section of 0.1 - 4 mm²**
**for special applications**

- Ergonomically shaped pliers
- WIREFOX ... stripping pliers are characterized by their mechanism that adjusts automatically to all kinds of insulation and conductor diameters
- Practical integrated wire cutter
- Highly adjustable limit stop for the stripping length

### Technical data

| | | |
|---|---|---|
| Conductor/cable stripping range | | |
| Conductor / cable | [mm²] / AWG | 0.1 - 4 / 28 - 12 |
| Stripping length up to ... | [mm] | 18 |
| Wire cutter solid // stranded | [mm²] / AWG | 1.5 / 16 // 10 / 8 |

### Ordering data

| Description | Color | Type | Order No. | Pcs. / Pkt. |
|---|---|---|---|---|
| **Stripping tool,** for cables and conductors (specifically also intended for rubber and other kinds of special insulation) with a cross section of 0.1 – 4 mm², self-adjusting, stripping length of up to 18 mm, cutting capacity: solid up to 1.5 mm², stranded up to 10 mm² | Black/green | **WIREFOX 4** | **1212156** | 1 |
| **Stripping tool,** for cables and conductors (specifically for short-circuit-proof cables) of 1.5 - 6 mm², self-adjusting, stripping length of up to 18 mm, cutting capacity: solid up to 1.5 mm², stranded up to 10 mm² | Black/green | | | |
| **Stripping tool,** for 0.02 - 10 mm² cables and conductors, self-adjusting, stripping length up to 18 mm, cutting capacity: solid up to 1.5 mm², stranded up to 10 mm² | Black/green | | | |
| **Stripping tool,** for cables and conductors of 4 - 16 mm², self-aligned, stripping length up to 18 mm, cutting capacity: solid up to 1.5 mm², stranded up to 10 mm² | Black/green | | | |

### Accessories

| | | | |
|---|---|---|---|
| **Spare knife** | **WIREFOX 4/SB** | **1212151** | 1 |

**Conductor cross section of 1.5 - 6 mm², short-circuit-proof cables**

### Technical data

1.5 - 6 / 16 - 8
18
1.5 / 16 // 10 / 8

### Ordering data

| Type | Order No. | Pcs. / Pkt. |
|---|---|---|
| WIREFOX 6SC | 1212158 | 1 |

### Accessories

| | | |
|---|---|---|
| WIREFOX 6SC/SB | 1212314 | 1 |

**0.02 - 10 mm² conductor cross section**

### Technical data

0.02 - 10 / 34 - 8
18
1.5 / 16 // 10 / 8

### Ordering data

| Type | Order No. | Pcs. / Pkt. |
|---|---|---|
| WIREFOX 10 | 1212150 | 1 |

### Accessories

| | | |
|---|---|---|
| WIREFOX 10/SB | 1212152 | 1 |

**4 - 16 mm² conductor cross section**

### Technical data

4 - 16 / 12 - 5
18
1.5 / 16 // 10 / 8

### Ordering data

| Type | Order No. | Pcs. / Pkt. |
|---|---|---|
| WIREFOX 16 | 1212155 | 1 |

### Accessories

| | | |
|---|---|---|
| WIREFOX 16/SB | 1212153 | 1 |

## WIREFOX stripping tools

– WIREFOX ... stripping pliers are characterized by their mechanism that adjusts automatically to all kinds of insulation and conductor diameters

**Conductor cross section of 6 - 16 mm², any stripping length**

**8 - 9 mm conductor diameter**

| | Technical data | Technical data |
|---|---|---|
| Conductor/cable stripping range | | |
| Conductor / cable [mm²] / AWG | 6 - 16 / 10 - 5 | - / - |

| | | Ordering data | | | Ordering data | | |
|---|---|---|---|---|---|---|---|
| Description | Color | Type | Order No. | Pcs. / Pkt. | Type | Order No. | Pcs. / Pkt. |
| **Stripping pliers,** for cables and conductors with a cross section of 6 – 16 mm², self-adjusting, any stripping length, also suitable for sensor/actuator cables | black | **WIREFOX 16-1** | **1212157** | 1 | | | |
| **Stripping pliers,** for halogen-free sensor/actuator cables (SAC cables), with PUR and PVC insulation, for diameters from 4.4 mm to 7 mm, any stripping length | black | **WIREFOX SAC** | **1212623** | 1 | | | |
| **Stripping pliers,** for removing jackets from cables for cable cut-outs, cable tap-offs, and shield connections with a diameter of 8 - 9 mm, insulation thickness of up to 1.2 mm, stripping lengths of 20 mm and above | black | | | | **WIREFOX-D SHIELD** | **1212172** | 1 |
| **Stripping pliers,** for 0.75 - 2.5 mm² flat cables up to 15 mm wide, any stripping length | black | | | | | | |
| **Stripping pliers,** for AS interface flat wires, any desired stripping length | black | | | | | | |
| **Stripping pliers,** for stripping conductors with a cross section of up to 10 mm², VDE-tested | black | | | | | | |
| **Multifunction stripping tool,** for removing the jacket from cables with a diameter of 8 to 13 mm, for stripping cables with a cross section of 0.2 to 10 mm², with full-fledged diagonal cutter, VDE 1000 V AC/1500 V DC tested | black | | | | | | |

| | Accessories | | | Accessories | | |
|---|---|---|---|---|---|---|
| **Spare knife** | **WIREFOX 16-1/SB** | **1204944** | 1 | | | |

**For flat cables**

**Conductor cross section of 0.2 - 10 mm², (VDE)**

**Multifunctional tool**

### Technical data

0.75 - 2.5 / 18 - 12

### Ordering data

| Type | Order No. | Pcs. / Pkt. |
|---|---|---|
| WIREFOX FC | 1212619 | 1 |
| WIREFOX ASI | 1212154 | 1 |

### Accessories

| | | |
|---|---|---|
| WIREFOX ASI/SB | 1208076 | 1 |

### Technical data

0.2 - 10 / 24 - 8

### Ordering data

| Type | Order No. | Pcs. / Pkt. |
|---|---|---|
| WIREFOX 10 VDE | 1212366 | 1 |

### Accessories

### Technical data

0.2 - 10 / 24 - 8

### Ordering data

| Type | Order No. | Pcs. / Pkt. |
|---|---|---|
| WIREFOX-MP VDE | 1212528 | 1 |

### Accessories

## WIREFOX stripping tools

**Conductor diameter of 2.5 - 11 mm**

- Large selection of precision stripping tools
- The right tool for every application
- Possible to strip conductors and cables with all kinds of insulation up to a diameter of 40 mm

### Ordering data

| Description | Color | Type | Order No. | Pcs. / Pkt. |
|---|---|---|---|---|
| **Stripping tool,** for stripping multicore signal, control, and fiber-glass wires of 2.5 – 11 mm Ø, insulation thickness up to 1 mm | black | **WIREFOX-D 11** | **1212160** | 1 |
| **Stripping tool,** for stripping installation cables with 8 - 13 mm Ø, for example, NYM 3x1.5 mm² to NYM 5x2.5 mm², single-wire stripping, 0.2 - 4 mm², with blade for lateral cutting and extendable knife | black | | | |
| **Stripping tool,** for stripping cables (especially fiber optic cables) of 4 – 16 mm Ø | black | | | |
| **Stripping tool,** for stripping wires of 8 – 28 mm Ø | black | | | |
| **Stripping tool,** for stripping cables of 4.5 – 40 mm Ø, insulation strength up to 4.5 mm, swiveling knife for round, longitudinal and spiral cuts | black | | | |

### Accessories

| | | | | |
|---|---|---|---|---|
| **Spare knife** | | **WIREFOX-D 11/SB** | **1212312** | 1 |

Conductor diameter of 8 - 13 mm

Conductor diameter of 4 - 40 mm

| Ordering data | | |
|---|---|---|
| Type | Order No. | Pcs. / Pkt. |
| WIREFOX-D 13 | 1212162 | 1 |
| **Accessories** | | |

| Ordering data | | |
|---|---|---|
| Type | Order No. | Pcs. / Pkt. |
| WIREFOX-D 16 | 1212173 | 1 |
| WIREFOX-D 28 | 1212174 | 1 |
| WIREFOX-D 40 | 1212161 | 1 |
| **Accessories** | | |
| WIREFOX-D 40/SB | 1212313 | 1 |

## WIREFOX stripping tools

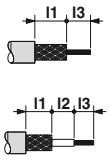

**For coaxial cables, conductor diameter of 2.5 - 7.6 mm**

- Large selection of precision stripping tools
- The right tool for every application
- Possible to strip conductors and cables with all kinds of insulation up to a diameter of 40 mm

### Ordering data

| Description | Color | Type | Order No. | Pcs. / Pkt. |
|---|---|---|---|---|
| **Stripping tool,** for coaxial cables of 2.5 – 7.6 mm Ø | | | | |
| 2-stage, setting dimension l1 = 6.0 mm | black | **WIREFOX-D CX-1** | **1212163** | 1 |
| 2-stage, setting dimension l1 = 9.2 mm | black | **WIREFOX-D CX-2** | **1212164** | 1 |
| 2-stage, setting dimension 1 = 12 mm | black | **WIREFOX-D CX-3** | **1212165** | 1 |
| 2-stage, setting dimension l1 = 6.8 mm | black | **WIREFOX-D CX-4** | **1212166** | 1 |
| 3-stage, setting dimension l1 = 5.5 mm, l2 = 5.5 mm | black | **WIREFOX-D CX-5** | **1212167** | 1 |
| 3-stage, setting dimension l1 = 2.7 mm, l2 = 8.3 mm | black | **WIREFOX-D CX-6** | **1212168** | 1 |
| 3-stage, setting dimension l1 = 6.0 mm, l2 = 6.0 mm | black | **WIREFOX-D CX-7** | **1212169** | 1 |
| 3-stage, setting dimension l1 = 2.5 mm, l2 = 6.8 mm | black | **WIREFOX-D CX-8** | **1212170** | 1 |
| 3-stage, setting dimension l1 = 3.5 mm, l2 = 7.5 mm | black | **WIREFOX-D CX-9** | **1212171** | 1 |
| **Stripping tool,** for standard 2.5, 4, and 6 mm² solar cables, with 15 mm length stop, for SUNCLIX plug-in connectors | black | | | |
| **Stripping tool,** for 2.5 - 6 mm² solar cables, 8.5 mm stripping length, for MC3, MC4 and SOLARLOK contacts | black | | | |
| **Stripping tool,** for CATV type F, stripping length: 6.35 mm | black | | | |

### Accessories

| | | | |
|---|---|---|---|
| **Spare knife** | **WIREFOX-D CX-1/SB** | **1212303** | 1 |
| | **WIREFOX-D CX-2/SB** | **1212304** | 1 |
| | **WIREFOX-D CX-3/SB** | **1212305** | 1 |
| | **WIREFOX-D CX-4/SB** | **1212306** | 1 |
| | **WIREFOX-D CX-5/SB** | **1212307** | 1 |
| | **WIREFOX-D CX-6/SB** | **1212308** | 1 |
| | **WIREFOX-D CX-7/SB** | **1212309** | 1 |
| | **WIREFOX-D CX-8/SB** | **1212310** | 1 |
| | **WIREFOX-D CX-9/SB** | **1212311** | 1 |



N

For solar cables,
conductor cross section of 2.5 - 6 mm²

For coaxial cables, RG 59 and RG 6

| Ordering data | | |
|---|---|---|
| Type | Order No. | Pcs. / Pkt. |
| WIREFOX-D SR 6-1 | 1212511 | 1 |
| WIREFOX-D SR 6 | 1212507 | 1 |

| Ordering data | | |
|---|---|---|
| Type | Order No. | Pcs. / Pkt. |
| WIREFOX-CX 6,35 | 1212733 | 1 |

| Accessories | | |
|---|---|---|

| Accessories | | |
|---|---|---|

**CRIMPHANDY - portable hand-held machine. Stripping and crimping in just one step.**

Simply insert the conductor, ...

... stripping and crimping is carried out automatically, ...

... and you're done.

Easy operation thanks to the automatic stripping and crimping function. The device signals the operating states clearly by means of colored LEDs.

Automatic cross-section monitoring prevents faulty crimping as a result of incorrect cross sections. The device displays a corresponding message.

Quadratic crimping can be used for all terminal points and terminal shafts. Here the pull-out forces exceed the specified standard conditions.

Integrated magazine for ferrules in strip form. The automatic feed enables multiple conductors to be crimped one after another without interruption.

Easy to remove collecting chamber for discarded insulation. This guarantees a clean working environment. The device can therefore also be used inside the control cabinet.

Integrated lithium-ion polymer rechargeable battery for 2000 crimps. The fast charger provided charges the battery, which is easy to replace, in just 60 minutes.

## CRIMPHANDY, portable hand-held machine, for a 1.0 mm² conductor cross section

The product innovation for switchgear manufacturing – the CRIMPHANDY. With this portable hand-held machine, you can strip and crimp your conductors in under two seconds – 75% less time than before.

- The matching reel ferrules are suitable for use on all modular terminal blocks, particularly those from the CLIPLINE complete system:
- UT screw connection terminal blocks
- ST spring-cage connection terminal blocks
- PT push-in connection terminal blocks
- COMBI plug-in connection solutions

**Notes:**

An application video can be found in the download area for the relevant product on our website at www.phoenixcontact.net/products.

N

**1.0 mm² conductor cross section**

### Technical data

| | | | | |
|---|---|---|---|---|
| **Dimensions** | | | | |
| | [mm] | Width | Length | Height |
| | | **42** | **200** | **67** |
| **General data** | | | | |
| Weight | [kg] | 0.43 | | |
| Conductor | [mm²] | 1 - 1 | | |
| Working cycle | [s] | 2 | | |
| Compression | | Square crimp | | |

### Ordering data

| Description | Type | Order No. | Pcs. / Pkt. |
|---|---|---|---|
| **Portable hand-held machine, battery-powered,** for ferrules, 1.0 mm², incl. battery and charger, 100 -240 V, in a robust aluminum case<br>For standard PVC and PE conductors | **CF CRIMPHANDY 1,0** | **1212465** | 1 |

### Accessories

| | | | |
|---|---|---|---|
| **Reel ferrules,** 1.0 mm², 8 mm, with plastic sleeve, according to DIN 46228-4, red, 50 pieces per strip | **AI 1,0-8 RD-S** | **1212523** | 50 |
| **Replacement battery,** for CF CRIMPHANDY..., Li-ion 7.4 V, 0.76 Ah | **CF CRIMPHANDY/ACCU** | **1212518** | 1 |
| **Replacement charger,** for CF CRIMPHANDY..., 100 - 240 V AC | **CF CRIMPHANDY/CHARGER** | **1212519** | 1 |

N

## CRIMPHANDY, portable hand-held machine, for a 1.5 mm² conductor cross section

The product innovation for switchgear manufacturing – the CRIMPHANDY. With this portable hand-held machine, you can strip and crimp your conductors in under two seconds – 75% less time than before.

- The matching reel ferrules are suitable for use on all modular terminal blocks, particularly those from the CLIPLINE complete system:
- UT screw connection terminal blocks
- ST spring-cage connection terminal blocks
- PT push-in connection terminal blocks
- COMBI plug-in connection solutions

**Notes:**

An application video can be found in the download area for the relevant product on our website at www.phoenixcontact.net/products.

1.5 mm² conductor cross section

### Technical data

| | | | | |
|---|---|---|---|---|
| **Dimensions** | | Width | Length | Height |
| | [mm] | **42** | **200** | **67** |
| **General data** | | | | |
| Weight | [kg] | 0.43 | | |
| Conductor | [mm²] | 1.5 - 1.5 | | |
| Working cycle | [s] | 2 | | |
| Compression | | Square crimp | | |

### Ordering data

| Description | Type | Order No. | Pcs. / Pkt. |
|---|---|---|---|
| **Portable hand-held machine, battery-powered,** for ferrules, 1.5 mm², incl. battery and charger, 100 - 240 V, in a robust aluminum case<br>For standard PVC and PE conductors | **CF CRIMPHANDY 1,5** | **1212466** | 1 |

### Accessories

| | | | |
|---|---|---|---|
| **Reel ferrules,** 1.5 mm², 8 mm, with plastic sleeve, according to DIN 46228-4, red, 50 pieces per strip | **AI 1,5-8 BK-S** | **1212524** | 50 |
| **Replacement battery,** for CF CRIMPHANDY..., Li-ion 7.4 V, 0.76 Ah | **CF CRIMPHANDY/ACCU** | **1212518** | 1 |
| **Replacement charger,** for CF CRIMPHANDY..., 100 - 240 V AC | **CF CRIMPHANDY/CHARGER** | **1212519** | 1 |

## CRIMPFOX crimping pliers for ferrules

N

**0.25 - 2.5 mm² conductor cross section**

- Extensive range of crimping pliers
- All ferrules can be optimally crimped with a minimum amount of effort even in the case of large conductor cross sections
- Consistently high crimping quality
- Unlockable pressure lock
- Marked die stations for precise processing of the relevant cross sections

### CRIMPFOX 6S .../ ...T

- Self-adjusting die automatically adapts to the connector size
- Bound to impress thanks to the quick and reliable contact processing method
- Ergonomically designed handles ensure an optimum grip and help avoid fatigue when working

### Technical data

| | | |
|---|---|---|
| **Application range** | | |
| Conductor | [mm²] / AWG | 0.25 - 2.5 / 24 - 12 |
| Compression | | Trapezoidal crimp |

### Ordering data

| Description | Type | Order No. | Pcs. / Pkt. |
|---|---|---|---|
| **Crimping pliers,** compact pliers, for ferrules according to DIN 46228-1 and DIN 46228-4, unlockable pressure lock, lateral entry | **CRIMPFOX 2,5-M** | **1212719** | 1 |
| **Crimping pliers,** for ferrules as per DIN 46228-1 and DIN 46228-4, five marked die stations, pressure lock can be released, lateral entry | | | |
| **Crimping pliers,** compact pliers, for ferrules according to DIN 46228-1 and DIN 46228-4, unlockable pressure lock, lateral entry | | | |
| **Crimping pliers,** for ferrules as per DIN 46228-1 and DIN 46228-4, self-adjusting die, pressure lock can be released, front entry | | | |

### Accessories

| | | | |
|---|---|---|---|
| **Replacement die** | | | |
| **Replacement recuperating spring** | **CRIMPFOX/ SPR-1** | **1212069** | 1 |

0.25 - 6 mm² conductor cross section

### Technical data

0.25 - 6 / 24 - 10
Trapezoidal crimp

### Ordering data

| Type | Order No. | Pcs. / Pkt. |
|---|---|---|
| CRIMPFOX 6 | 1212034 | 1 |

### Accessories

| | | |
|---|---|---|
| CRIMPFOX 6/DIE | 1212035 | 1 |
| CRIMPFOX/ SPR-3 | 1212036 | 1 |

N

0.25 - 6 mm² conductor cross section

### Technical data

0.25 - 6 / 24 - 10
Trapezoidal crimp

### Ordering data

| Type | Order No. | Pcs. / Pkt. |
|---|---|---|
| CRIMPFOX 6-M | 1212720 | 1 |

### Accessories

| | | |
|---|---|---|
| CRIMPFOX/ SPR-1 | 1212069 | 1 |

0.5 - 6 mm² conductor cross section

### Technical data

0.5 - 6 / 20 - 10
Square crimp

### Ordering data

| Type | Order No. | Pcs. / Pkt. |
|---|---|---|
| CRIMPFOX 6S-F | 1212043 | 1 |

### Accessories

| | | |
|---|---|---|
| CRIMPFOX/ SPR-3 | 1212036 | 1 |

## CRIMPFOX crimping pliers for ferrules

**0.25 - 6 mm² conductor cross section**

- Extensive range of crimping pliers
- All ferrules can be optimally crimped with a minimum amount of effort even in the case of large conductor cross sections
- Consistently high crimping quality
- Unlockable pressure lock
- Marked die stations for precise processing of the relevant cross sections

### CRIMPFOX 6S .../ ...T

- Self-adjusting die automatically adapts to the connector size
- Bound to impress thanks to the quick and reliable contact processing method
- Ergonomically designed handles ensure an optimum grip and help avoid fatigue when working

### Technical data

| | | |
|---|---|---|
| **Application range** | | |
| Conductor | [mm²] / AWG | 0.25 - 6 / 24 - 10 |
| Compression | | Trapezoidal crimp |

### Ordering data

| Description | Type | Order No. | Pcs. / Pkt. |
|---|---|---|---|
| **Crimping pliers,** for ferrules as per DIN 46228-1 and DIN 46228-4, self-adjusting die, pressure lock can be released, lateral entry | **CRIMPFOX 6T** | **1212037** | 1 |
| **Crimping pliers,** for ferrules as per DIN 46228-1 and DIN 46228-4, self-adjusting die, pressure lock can be released, front entry | | | |
| **Crimping pliers,** compact pliers, for ferrules according to DIN 46228-1 and DIN 46228-4, unlockable pressure lock, lateral entry | | | |

### Accessories

| | | | |
|---|---|---|---|
| **Replacement recuperating spring** | **CRIMPFOX/ SPR-1** | **1212069** | 1 |

N

0.25 - 6 mm² conductor cross section

4 - 10 mm² conductor cross section

| Technical data |
|---|
| 0.25 - 6 / 24 - 10<br>Trapezoidal crimp |

| Ordering data | | |
|---|---|---|
| Type | Order No. | Pcs. / Pkt. |
| CRIMPFOX 6T-F | 1212038 | 1 |

| Accessories | | |
|---|---|---|
| CRIMPFOX/ SPR-1 | 1212069 | 1 |

| Technical data |
|---|
| 4 - 10 / 12 - 8<br>Trapezoidal crimp |

| Ordering data | | |
|---|---|---|
| Type | Order No. | Pcs. / Pkt. |
| CRIMPFOX 10 | 1212721 | 1 |

| Accessories | | |
|---|---|---|
| CRIMPFOX/ SPR-1 | 1212069 | 1 |

## CRIMPFOX crimping pliers for ferrules

- These compact crimping pliers have been designed to reduce effort when working
- The way in which the handles and the die are arranged means that the ferrules can be fitted however the tool is held

**Notes:**

For matching ferrules, cable lugs, and flat plugs, see page 444 onwards.

**0.14 - 10 mm² conductor cross section**

**0.14 - 6 mm² conductor cross section**

| | Technical data | Technical data |
|---|---|---|
| **Application range** | | |
| Conductor [mm²] / AWG | 0.14 - 10 / 25 - 7 | 0.14 - 6 / 25 - 10 |
| Compression | Square crimp | HEX crimp |

| | Ordering data | | | Ordering data | | |
|---|---|---|---|---|---|---|
| Description | **Type** | **Order No.** | Pcs. / Pkt. | **Type** | **Order No.** | Pcs. / Pkt. |
| **Crimping pliers,** for ferrules as per DIN 46228, 0.14 – 10 mm², pressure lock can be released, lateral entry | **CRIMPFOX 10S** | **1212045** | 1 | | | |
| **Crimping pliers,** for ferrules as per DIN 46228, 0,14 – 6 mm², pressure lock can be released, lateral entry | | | | **CRIMPFOX 6H** | **1212046** | 1 |

| | Accessories | | | Accessories | | |
|---|---|---|---|---|---|---|
| **Replacement recuperating spring** | **CRIMPFOX/SPR-2** | **1212047** | 1 | **CRIMPFOX/SPR-2** | **1212047** | 1 |

## CRIMPFOX crimping pliers for ferrules

- These crimping pliers can be used to process ferrules measuring up to 50 mm²
- Ergonomically designed handles ensure an optimum grip and reduce the amount of force required by 25 percent

**Notes:**

For matching ferrules, cable lugs, and flat plugs, see page 444 onwards.

**10 - 25 mm² conductor cross section**

**35 - 50 mm² conductor cross section**

| | | 10 - 25 mm² conductor cross section | | | 35 - 50 mm² conductor cross section | | |
|---|---|---|---|---|---|---|---|
| | | **Technical data** | | | **Technical data** | | |
| **Application range** | | | | | | | |
| Conductor | [mm²] / AWG | 10 - 25 / 8 - 4 | | | 35 - 50 / 2 - 1 | | |
| Compression | | WM crimp | | | WM crimp | | |
| | | **Ordering data** | | | **Ordering data** | | |
| Description | | **Type** | **Order No.** | Pcs. / Pkt. | **Type** | **Order No.** | Pcs. / Pkt. |
| **Crimping pliers,** for ferrules as per DIN 46228-1 and DIN 46228-4, three marked die stations, pressure lock can be released, lateral entry | | **CRIMPFOX 25R** | **1212039** | 1 | | | |
| **Crimping pliers,** for ferrules as per DIN 46228-1 and DIN 46228-4, two marked die stations, pressure lock can be released, lateral entry | | | | | **CRIMPFOX 50R** | **1212041** | 1 |
| | | **Accessories** | | | **Accessories** | | |
| **Replacement die** | | **CRIMPFOX 25R/DIE** | **1212040** | 1 | **CRIMPFOX 50R/DIE** | **1212042** | 1 |
| **Replacement recuperating spring** | | **CRIMPFOX/ SPR-1** | **1212069** | 1 | **CRIMPFOX/ SPR-1** | **1212069** | 1 |

## CRIMPFOX crimping pliers for cable lugs and connectors

- Unlockable pressure lock
- They unlock as soon as the required crimping pressure is attained, thus ruling out the possibility of too little pressure
- The color coded dies clearly indicate the cross section

**Notes:**

For matching ferrules, cable lugs, and flat plugs, see page 444 onwards.

For replacement dies and retaining springs, go to the product area on the website at www.phoenixcontact.net/products.

**0.14 - 1 mm² conductor cross section**

**0.75 - 2.5 mm² conductor cross section**

| | Technical data | Technical data |
|---|---|---|
| **Application range** | | |
| Conductor [mm²] / AWG | 0.14 - 1 / 26 - 18 | 0.75 - 2.5 / 20 - 14 |
| Compression | Oval crimp | Oval crimp |

| Description | Ordering data: Type | Order No. | Pcs. / Pkt. | Ordering data: Type | Order No. | Pcs. / Pkt. |
|---|---|---|---|---|---|---|
| **Crimping pliers,** for insulated cable lugs (light green, red), three marked die stations, pressure lock can be released, lateral entry | **CRIMPFOX-RCI 1** | **1212055** | 1 | | | |
| **Crimping pliers,** compact pliers, for insulated cable lugs (light green, red), three marked die stations, unlockable pressure lock, lateral entry | **CRIMPFOX-RCI 1-M** | **1212727** | 1 | | | |
| **Crimping pliers,** for insulated cable lugs (red, blue), two marked die stations, pressure lock can be released, lateral entry | | | | **CRIMPFOX-RCI 2,5** | **1212053** | 1 |
| **Crimping pliers,** compact pliers, for insulated cable lugs (red, blue), two marked die stations, unlockable cable lug, lateral entry | | | | **CRIMPFOX-RCI 2,5-M** | **1212728** | 1 |
| **Crimping pliers,** for symmetrical insulated cable lugs (red, blue, yellow), three marked die stations, pressure lock can be released, lateral entry | | | | | | |
| **Crimping pliers,** compact pliers, for symmetrical insulated cable lugs (red, blue, yellow), three marked die stations, unlockable pressure lock, lateral entry | | | | | | |
| **Crimping pliers,** compact pliers, for symmetrical insulated DIN cable lugs (red, blue, yellow), three marked die stations, unlockable pressure lock, lateral entry | | | | | | |
| **Crimping pliers,** for asymmetrical insulated cable lugs (red, blue, yellow), three marked die stations, pressure lock can be released, lateral entry | | | | | | |
| **Crimping pliers,** compact pliers, for fully insulated butt connectors (red, blue, yellow), three marked die stations, unlockable pressure lock, lateral entry | | | | | | |

**0.75 - 6 mm² conductor cross section**

### Technical data

0.75 - 6 / 20 - 10
Oval crimp

### Ordering data

| Type | Order No. | Pcs. / Pkt. |
|---|---|---|
| CRIMPFOX-RCI 6 | 1212057 | 1 |
| CRIMPFOX-RCI 6-M | 1212730 | 1 |
| CRIMPFOX-RCI DIN 6 | 1212729 | 1 |

**0.75 - 6 mm² conductor cross section**

### Technical data

0.75 - 6 / 20 - 10
Oval crimp

### Ordering data

| Type | Order No. | Pcs. / Pkt. |
|---|---|---|
| CRIMPFOX-RCI 6-1 | 1212059 | 1 |

**0.5 - 6 mm² conductor cross section**

### Technical data

0.5 - 6 / 20 - 10
Oval crimp

### Ordering data

| Type | Order No. | Pcs. / Pkt. |
|---|---|---|
| CRIMPFOX-HS 6 | 1212722 | 1 |

N

## CRIMPFOX crimping pliers for uninsulated cable lugs

- For processing uninsulated cable lugs
- Compact and lightweight design
- Unlockable pressure lock
- Marked die stations for precise processing of the relevant cross sections

| Notes: |
|---|
| For matching ferrules, cable lugs, and flat plugs, see page 444 onwards. |
| For replacement dies and retaining springs, visit www.phoenixcontact.net/products. |

**0.75 - 2.5 mm² conductor cross section**

**0.5 - 6 mm² conductor cross section**

| | Technical data | Technical data |
|---|---|---|
| **Application range** | | |
| Conductor [mm²] / AWG | 0.75 - 2.5 / 22 - 14 | 0.5 - 6 / 20 - 10 |
| Compression | Indent crimp | Indent crimp |

| | Ordering data | | | Ordering data | | |
|---|---|---|---|---|---|---|
| Description | Type | Order No. | Pcs. / Pkt. | Type | Order No. | Pcs. / Pkt. |
| **Crimping pliers,** for uninsulated cable lugs, three marked die stations, pressure lock can be released, lateral entry | CRIMPFOX-RC 2,5 | 1212063 | 1 | | | |
| **Crimping pliers,** compact pliers, for uninsulated cable lugs, three marked die stations, unlockable pressure lock, lateral entry | CRIMPFOX-RC 2,5-M | 1212723 | 1 | | | |
| **Crimping pliers,** compact pliers, for uninsulated cable lugs, two marked die stations, unlockable pressure lock, lateral entry | | | | CRIMPFOX-RC 6-M | 1212724 | 1 |
| **Crimping pliers,** for uninsulated cable lugs, two marked die stations, unlockable pressure lock, lateral entry | | | | | | |
| **Crimping pliers,** for uninsulated cable lugs, three marked die stations, unlockable pressure lock, lateral entry | | | | | | |

N

**0.5 - 6 mm² conductor cross section**

**4 - 10 mm² conductor cross section**

**10 - 25 mm² conductor cross section**

### Technical data

0.5 - 6 / 20 - 10
Indent crimp

### Ordering data

| Type | Order No. | Pcs. / Pkt. |
|---|---|---|
| CRIMPFOX-RC 6 | 1212710 | 1 |

### Technical data

4 - 10 / 12 - 8
Indent crimp

### Ordering data

| Type | Order No. | Pcs. / Pkt. |
|---|---|---|
| CRIMPFOX-RC 10 | 1212061 | 1 |

### Technical data

10 - 25 / 8 - 4
Indent crimp

### Ordering data

| Type | Order No. | Pcs. / Pkt. |
|---|---|---|
| CRIMPFOX-RC 25 | 1212065 | 1 |

## CRIMPFOX crimping pliers for uninsulated tube lugs

- For processing uninsulated tube lugs
- Compact and lightweight design
- Unlockable pressure lock
- Consistently high crimping quality
- Ergonomically designed handles ensure an optimum grip and help avoid fatigue when working

N

**4 - 16 mm² conductor cross section**

N

**10 - 70 mm² conductor cross section**

| | Technical data | Technical data |
|---|---|---|
| **Application range** | | |
| Conductor [mm²] / AWG | 4 - 16 / 4 - 12 | 10 - 70 / 8 - 00 |
| Compression | Indent crimp | Indent crimp |

| | Ordering data | | | Ordering data | | |
|---|---|---|---|---|---|---|
| Description | Type | Order No. | Pcs. / Pkt. | Type | Order No. | Pcs. / Pkt. |
| **Crimping pliers,** for standard, uninsulated tube lugs, three marked die stations | CRIMPFOX-RCT 16 | 1212731 | 1 | | | |
| **Crimping pliers,** for standard, uninsulated tube lugs, three marked die stations, unlockable pressure lock, lateral entry, 10 - 25 mm² conductor cross section, crimping: HEX crimp | | | | CRIMPFOX-RCT 25-1 | 1212066 | 1 |
| **Crimping pliers,** for standard, uninsulated tube lugs, with rotatable die, 5 stations, 10 - 70 mm² conductor cross section | | | | CRIMPFOX-RCT 70 | 1212732 | 1 |

## CRIMPFOX basic pliers, for accommodating various crimp inserts

- Universal crimping pliers up to 120 mm²
- Wide variety of available dies
- Easily foldable jaw holders mean that the dies can be changed quickly
- A mechanical drive system keeps the level of force required to an absolute minimum

**Notes:**

For matching ferrules, cable lugs, and flat plugs, see page 444 onwards.

For more dies, see www.phoenixcontact.net/products.

**For dies up to 50 mm²**

**For dies up to 120 mm²**

| Description | Ordering data: Type | Order No. | Pcs. / Pkt. | Ordering data: Type | Order No. | Pcs. / Pkt. |
|---|---|---|---|---|---|---|
| **Basic pliers,** with ratchet function, for accommodating dies for various contacts | | | | | | |
| Up to 50 mm² | CRIMPFOX-C50 | 1212340 | 1 | | | |
| Two-hand operation of up to 120 mm² | | | | CRIMPFOX-C120 | 1212318 | 1 |
| | **Accessories** | | | **Accessories** | | |
| **Upper part of die,** for ferrules 50 mm², 70 mm², trapezoidal crimp | | | | | | |
| | | | | CRIMPFOX-C120 AI 70/M-DIE | 1212335 | 1 |
| For 95 mm² | | | | CRIMPFOX-C120 AI 95/M-DIE | 1212336 | 1 |
| **Lower part of die,** for ferrules 50 mm², trapezoidal crimp | | | | CRIMPFOX-C120 AI 50/F-DIE | 1212337 | 1 |
| For 70 mm² | | | | CRIMPFOX-C120 AI 70/F-DIE | 1212338 | 1 |
| For 95 mm² | | | | CRIMPFOX-C120 AI 95/F-DIE | 1212339 | 1 |
| **Die (pair),** for insulated cable lugs, 10 mm², oval crimp | | | | | | |
| | CRIMPFOX-C50 RCI 10/DIE | 1212346 | 1 | CRIMPFOX-C120 RCI 10/DIE | 1212327 | 1 |
| For 16 mm² | CRIMPFOX-C50 RCI 16/DIE | 1212347 | 1 | CRIMPFOX-C120 RCI 16/DIE | 1212328 | 1 |
| For 25 mm² | CRIMPFOX-C50 RCI 25/DIE | 1212348 | 1 | CRIMPFOX-C120 RCI 25/DIE | 1212329 | 1 |
| For 35 mm² | | | | CRIMPFOX-C120 RCI 35/DIE | 1212330 | 1 |
| **Die upper part,** for uninsulated cable lugs, (DIN 46234) 6 - 35 mm², indent crimp | | | | | | |
| | CRIMPFOX-C50 RC 35/M-DIE | 1212343 | 1 | | | |
| For 6 - 70 mm² | | | | CRIMPFOX-C120 RC 70/M-DIE | 1212331 | 1 |
| **Die lower part,** for uninsulated cable lugs, 25 mm², indent crimp | CRIMPFOX-C50 RC 25/F-DIE | 1212344 | 1 | | | |
| For 35 mm² | CRIMPFOX-C50 RC 35/F-DIE | 1212345 | 1 | | | |
| For 10, 16, 25, 35 mm² | | | | CRIMPFOX-C120 RC 35/F-DIE | 1212332 | 1 |
| For 6, 50 mm² | | | | CRIMPFOX-C120 RC 50/F-DIE | 1212333 | 1 |
| For 10, 70 mm² | | | | CRIMPFOX-C120 RC 70/F-DIE | 1212334 | 1 |
| **Die (pair),** for copper tube lugs, 35 mm², WM crimp | | | | | | |
| | CRIMPFOX-C50 RCT 35-1/DIE | 1212341 | 1 | | | |
| For 16, 35 mm² | | | | CRIMPFOX-C120 RCT 35-1/DIE | 1212320 | 1 |
| For 50 mm² | CRIMPFOX-C50 RCT 50-1/DIE | 1212342 | 1 | | | |
| For 25, 50 mm² | | | | CRIMPFOX-C120 RCT 50-1/DIE | 1212321 | 1 |
| For 10, 70 mm² | | | | CRIMPFOX-C120 RCT 70-1/DIE | 1212319 | 1 |
| For 95 mm² | | | | CRIMPFOX-C120 RCT 95-1/DIE | 1212322 | 1 |
| For 120 mm² | | | | CRIMPFOX-C120 RCT 120-1/DIE | 1212323 | 1 |
| **Pre-round die (pair),** for sector cable, 25, 35 mm² | | | | | | |
| | CRIMPFOX-C50 R25-35/DIE | 1212349 | 1 | | | |
| For 35, 50 mm² | CRIMPFOX-C50 R35-50/DIE | 1212350 | 1 | | | |
| For 50, 70 mm² | CRIMPFOX-C50 R50-70/DIE | 1212351 | 1 | | | |
| For 25, 50 mm² | | | | CRIMPFOX-C120 R25-50/DIE | 1212324 | 1 |
| For 35, 70 mm² | | | | CRIMPFOX-C120 R35-70/DIE | 1212325 | 1 |
| For 95 mm² | | | | CRIMPFOX-C120 R95/DIE | 1212326 | 1 |

N

## CRIMPFOX crimping pliers for uninsulated slip-on sleeves

- For processing uninsulated flat plugs and slip on sleeves with a cross section of up to 6 mm²
- Unlockable pressure lock
- Consistently high crimping quality
- Marked die stations for precise processing of the relevant cross sections

**Notes:**

For matching ferrules, cable lugs, and flat plugs, see page 444 onwards.

**0.1 - 1.5 mm² conductor cross section**

**0.1 - 1.5 mm² conductor cross section**

| | Technical data | Technical data |
|---|---|---|
| **Application range** | | |
| Conductor [mm²] / AWG | 0.1 - 1.5 / 26 - 16 | 0.1 - 1.5 / 26 - 16 |
| Compression | B crimp | B crimp |

| | | Ordering data | | | Ordering data | | |
|---|---|---|---|---|---|---|---|
| Description | Color | Type | Order No. | Pcs. / Pkt. | Type | Order No. | Pcs. / Pkt. |
| **Crimping pliers,** for 2.8 / 4.8 / 6.3 mm uninsulated slip-on sleeves, three marked die stations, unlockable pressure lock, lateral entry | | CRIMPFOX-SC 1,5 | 1212048 | 1 | | | |
| **Crimping pliers,** compact pliers, for uninsulated slip-on sleeves, 2.8 / 4.8 / 6.3 mm, three marked die stations, unlockable pressure lock, lateral entry | | | | | CRIMPFOX-SC 1,5-M | 1212725 | 1 |
| **Crimping pliers,** for 2.8 / 4.8 / 6.3 mm uninsulated slip-on sleeves, three marked die stations, unlockable pressure lock, lateral entry | black | | | | | | |
| **Crimping pliers,** for 2.8 / 4.8 / 6.3 mm uninsulated slip-on sleeves, three marked die stations, unlockable pressure lock, lateral entry, incl. positioning tool | black | | | | | | |
| **Crimping pliers,** compact pliers, for angled, uninsulated slip-on sleeves, marked die station, unlockable pressure lock, lateral entry | | | | | | | |

| | Accessories | | | Accessories | | |
|---|---|---|---|---|---|---|
| **Replacementdie** | CRIMPFOX-SC 1,5/DIE | 1212049 | 1 | | | |
| **Replacement recuperating spring** | CRIMPFOX/ SPR-3 | 1212036 | 1 | CRIMPFOX/ SPR-1 | 1212069 | 1 |

**0.5 - 6 mm² conductor cross section**

**0.5 - 6 mm² conductor cross section**

**For angled slip-on sleeves,**
**1.0 - 2.5 mm² conductor cross section**

### Technical data

0.5 - 6 / 22 - 10
B crimp

### Ordering data

| Type | Order No. | Pcs. / Pkt. |
|---|---|---|
| CRIMPFOX-SC 6 | 1212050 | 1 |

### Accessories

| | | |
|---|---|---|
| CRIMPFOX-SC 6/DIE | 1212051 | 1 |
| CRIMPFOX/ SPR-1 | 1212069 | 1 |

### Technical data

0.5 - 6 / 22 - 10
B crimp

### Ordering data

| Type | Order No. | Pcs. / Pkt. |
|---|---|---|
| CRIMPFOX-SC 6L | 1212052 | 1 |

### Accessories

| | | |
|---|---|---|
| CRIMPFOX-SC 6/DIE | 1212051 | 1 |
| CRIMPFOX/ SPR-1 | 1212069 | 1 |

### Technical data

1 - 2.5 / 18 - 14
B crimp

### Ordering data

| Type | Order No. | Pcs. / Pkt. |
|---|---|---|
| CRIMPFOX-SCA 2,5-M | 1212726 | 1 |

### Accessories

| | | |
|---|---|---|
| CRIMPFOX/ SPR-1 | 1212069 | 1 |

## CRIMPFOX crimping pliers for turned contacts

- Crimping pliers for processing turned contacts of up to 10 mm²
- The integrated positioning tool ensures that the contacts are perfectly aligned in the die
- Marked die stations for precise processing of the relevant cross sections

**0.5 - 4 mm² conductor cross section**

### Technical data

| | | |
|---|---|---|
| **Application range** | | |
| Conductor | [mm²] / AWG | 0.5 - 4 / 22 - 12 |
| Compression | | Square crimp |

### Ordering data

| Description | Type | Order No. | Pcs. / Pkt. |
|---|---|---|---|
| **Crimping pliers,** for turned contacts with a pin diameter of 1.6 / 2.5 / 4.0 mm<br>- For CK1,6-ED ... , CK2,5-ED..., CK4,0-E D... 0,5-4 mm² turned contacts | **CRIMPFOX-TC 4** | **1212113** | 1 |
| For conductor cross sections of 6 – 10 mm² | **CRIMPFOX-TC 10** | **1212114** | 1 |

### Accessories

| | | | |
|---|---|---|---|
| **Replacement die** | | | |
| - For CRIMPFOX-TC 4 | **CRIMPFOX-TC 4/DIE** | **1212295** | 1 |
| - For CRIMPFOX-TC 10 | **CRIMPFOX-TC 10/DIE** | **1212296** | 1 |
| **Replacement recuperating spring** | **CRIMPFOX/ SPR-1** | **1212069** | 1 |

## CRIMPFOX four-mandrel crimping pliers for turned contacts, with digital display

- Crimping pliers for processing turned contacts of up to 2.5 mm²
- The integrated positioning tool ensures that the contacts are perfectly aligned in the die
- Marked die stations for precise processing of the relevant cross sections

**Conductor cross sections up to 2.5 mm²**

### Technical data

| | | |
|---|---|---|
| **Application range** | | |
| Conductor | [mm²] / AWG | 0.08 - 2.5 / 28 - 13 |
| Compression | | Four-mandrel crimping |

### Ordering data

| Description | Type | Order No. | Pcs. / Pkt. |
|---|---|---|---|
| **Crimping pliers,** for turned contacts, universal cross section setting, up to a maximum of 2.5 mm², digital display with 0.01 mm increments, unlockable pressure lock, lateral entry, including positioning tool | **CRIMPFOX-TC MP** | **1212510** | 1 |

N

## CRIMPFOX crimping pliers for coaxial connectors

- CRIMPFOX−CX... are crimping pliers for processing coaxial connectors
- Unlockable pressure lock
- Lateral conductor entry

**Notes:**

For replacement dies and retaining springs, go to the product area on the website at www.phoenixcontact.net/products.

| | Technical data | | | Technical data | | |
|---|---|---|---|---|---|---|
| **Application range** | | | | | | |
| Compression | HEX crimp | | | HEX crimp | | |
| | **Ordering data** | | | **Ordering data** | | |
| Description | **Type** | **Order No.** | Pcs. / Pkt. | **Type** | **Order No.** | Pcs. / Pkt. |
| **Crimping pliers,** for: Coaxial connector 1.69 mm, 3.25 mm, 4.52 mm, three marked die stations, pressure lock can be released, lateral entry, hex crimp | **CRIMPFOX-CX 4,52** | **1212094** | 1 | | | |
| **Crimping pliers,** compact pliers, coaxial plug-in connectors, 1.69 mm, 3.25 mm, 4.52 mm, three marked die stations, unlockable pressure lock, lateral entry, Hex crimp | | | | **CRIMPFOX-CX 4,52-M** | **1212713** | 1 |
| **Crimping pliers,** compact pliers, coaxial plug-in connectors, 1.69 mm, 5.41 mm, 6.48 mm, three marked die stations, unlockable pressure lock, lateral entry, Hex crimp | | | | **CRIMPFOX-CX 6,48-M** | **1212714** | 1 |
| **Crimping pliers,** for: coaxial plug-in connectors, 1.69 mm, 5.41 mm, 6.48 mm, three marked die stations, unlockable pressure lock, lateral entry, Hex crimp | **CRIMPFOX-CX 6,48** | **1212095** | 1 | | | |
| **Crimping pliers,** compact pliers, coaxial plug-in connectors, 0.7 mm, 1.07 mm, 1.69 mm, 3.25 mm, 4.52 mm, 5.41 mm, six marked die stations, unlockable pressure lock, lateral entry, Hex crimp | | | | **CRIMPFOX-CX 5,41-M** | **1212712** | 1 |
| **Crimping pliers,** for: coaxial plug-in connectors, 1.73 mm, 8.23 mm, 9.14 mm, three marked die stations, unlockable pressure lock, lateral entry | **CRIMPFOX-CX 9,14** | **1212096** | 1 | | | |
| **Crimping pliers,** for: coaxial plug-in connectors, 2.54 mm, 10.54 mm, two marked die stations, unlockable pressure lock, lateral entry | **CRIMPFOX-CX 10,54** | **1212097** | 1 | | | |
| **Crimping pliers,** for: coaxial plug-in connectors, 2.54 mm, 10.90 mm, two marked die stations, unlockable pressure lock, lateral entry | **CRIMPFOX-CX 10,90** | **1212098** | 1 | | | |
| **Crimping pliers,** compact pliers, coaxial plug-in connectors, 1.69 mm, 2.54 mm, 5.41 mm, 10.90 mm, four marked die stations, unlockable pressure lock, lateral entry | | | | **CRIMPFOX-CX 10,90-1** | **1212715** | 1 |
| **Crimping pliers,** compact pliers, coaxial plug-in connectors, HDTV, BNC, TNC, 1.04 mm, 4.52 mm, 6.48 mm, 7.06 mm, four marked die stations, unlockable pressure lock, lateral entry | | | | **CRIMPFOX-CX 7,06 HD-M** | **1212718** | 1 |

## CRIMPFOX crimping pliers for coaxial CATV plug-in connectors

- CRIMPFOX-CATV... are crimping pliers for processing coaxial CATV plug-in connectors
- Unlockable pressure lock
- Lateral conductor entry

N

For 1.69 mm, 8.23 mm

N

For 6.65 mm, 8.23 mm, 9.70 mm

| | Technical data | Technical data |
|---|---|---|
| **Application range** | | |
| Compression | HEX crimp | HEX crimp |

| | Ordering data | | | Ordering data | | |
|---|---|---|---|---|---|---|
| Description | Type | Order No. | Pcs. / Pkt. | Type | Order No. | Pcs. / Pkt. |
| **Crimping pliers,** for CATV connectors, RG 6.59, 1.69 mm, 8.23 mm, two marked die stations, unlockable pressure lock, lateral entry | CRIMPFOX-CATV 8,23 | 1212716 | 1 | | | |
| **Crimping pliers,** for CATV connectors, 6.65 mm, 8.23 mm, 9.70 mm, three marked die stations, unlockable pressure lock, lateral entry | | | | CRIMPFOX-CATV 8,23-1 | 1212717 | 1 |

## CRIMPFOX crimping pliers for D-SUB, coaxial, and fiber optic plug-in connectors

- CRIMPFOX−FO is a set of crimping pliers for processing fiber optic connectors
- Unlockable pressure lock
- Lateral conductor entry

**Notes:**

For replacement dies and retaining springs, go to the product area on the website at www.phoenixcontact.net/products.

Crimping pliers, for D-SUB contacts

Crimping pliers, for fiber optic connectors

| | Technical data | Technical data |
|---|---|---|
| **Application range** | | |
| Compression | B crimp | HEX crimp |

| | Ordering data | | | Ordering data | | |
|---|---|---|---|---|---|---|
| Description | Type | Order No. | Pcs. / Pkt. | Type | Order No. | Pcs. / Pkt. |
| **Crimping pliers**<br>- For rolled D-SUB contacts, high-density, 0.08 $mm^2$ - 0.5 $mm^2$, incl. contact locator | CRIMPFOX-DSUB 5 | 1212111 | 1 | | | |
| - For rolled D-SUB contacts, standard, 0.05 $mm^2$ - 0.5 $mm^2$, incl. contact locator | CRIMPFOX-DSUB 5-1 | 1212711 | 1 | | | |
| **Crimping pliers,** for fiber optic connector, 3.25 mm, 3.84 mm, 4.52 mm, 5.0 mm, 5.41 mm, five marked die stations, pressure lock can be released, lateral entry | | | | CRIMPFOX-FO 5,41 | 1212099 | 1 |

## CRIMPFOX crimping pliers for solar connectors

– Safe crimping of MC3 and MC4 solar connectors from Multi-Contact and SOLARLOK connectors from Tyco
– Ergonomically designed grip
– Optimized mechanical transmission reduces the force required by up to 25 percent

**2.5 - 6 mm² conductor cross section**

| Description | Ordering data | | |
|---|---|---|---|
| | **Type** | **Order No.** | Pcs. / Pkt. |
| **Crimping pliers,** square crimp, for MC3 solar connectors, 2.5 – 6 mm², unlockable pressure lock, lateral entry, with three marked die stations | **CRIMPFOX-SR 6-1** | **1212467** | 1 |
| **Crimping pliers,** B-crimp, for MC4 solar connectors, 2.5 – 6 mm², unlockable pressure lock, lateral entry, with three marked die stations | **CRIMPFOX-SR 6-2** | **1212468** | 1 |
| **Crimping pliers,** square crimp, for SOLARLOK solar connectors, 2.5 – 6 mm², unlockable pressure lock, lateral entry, with three marked die stations | **CRIMPFOX-SR 6-3** | **1212469** | 1 |

## CRIMPFOX crimping pliers for socket contacts

**0.5 - 2.5 mm² conductor cross section**

- Crimping pliers, for crimping conductors to the STG-MTN socket contacts of the module
- Optimized mechanical transmission reduces the force required by up to 25 percent
- Four different die stations

| Description | Type | Order No. | Pcs. / Pkt. |
|---|---|---|---|
| | **Ordering data** | | |
| **Crimping pliers,** for rolled contacts 0.5 – 2.5 mm², four labeled countersunk stations, unlockable pressure lock, side entry, for STG–MTN module and socket contacts too | **CRIMPFOX MT 2,5** | **1204038** | 1 |
| | **Accessories** | | |
| **Replacement die** | **CRIMPFOX MT 2,5 DIE** | **1208050** | 1 |

## CRIMPFOX universal pliers for accommodating various crimp inserts

– One of the key features of the CRIMPFOX−M crimping pliers is the way the crimp inserts can be quickly replaced without the need for tools
– The variety of inserts makes it a space-saving universal tool for all applications

**Notes:**

For more crimping dies for ferrules, cable lugs, slip-on sleeves, turned contacts, coaxial, RJ45, and RJ11 plugs, visit www.phoenixcontact.net/products.

**Basic pliers**

### Ordering data

| Description | Type | Order No. | Pcs. / Pkt. |
|---|---|---|---|
| **Basic pliers,** for accommodating dies for various contact types, pressure lock can be unlocked, lateral entry | **CRIMPFOX-M** | **1212072** | 1 |
| **Crimping pliers set,** consisting of CRIMPFOX-M and dies 1212074, 1212079, 1212080, 1212081 | **CRIMPFOX-M SET** | **1212093** | 1 |

## Dies for the CRIMPFOX universal pliers

**Notes:**

For more crimping dies for ferrules, cable lugs, slip-on sleeves, turned contacts, coaxial, RJ45, and RJ11 plugs, visit www.phoenixcontact.net/products.

**Dies for CRIMPFOX-M**

| Description | Ordering data | | |
|---|---|---|---|
| | **Type** | **Order No.** | Pcs. / Pkt. |
| **Die,** for MC3 solar connectors, lateral entry, 2.5 - 6 mm² | | | |
| | **CRIMPFOX-M SR 6-1/DIE** | **1212471** | 1 |
| For MC4 solar connectors, lateral entry, 2.5 - 6 mm² | **CRIMPFOX-M SR 6-2/DIE** | **1212472** | 1 |
| For SOLARLOK solar connectors, lateral entry, 2.5 - 6 mm² | **CRIMPFOX-M SR 6-3/DIE** | **1212473** | 1 |
| **Die,** for ferrules, 0.25 - 10 mm² | | | |
| | **CRIMPFOX-M 10/DIE** | **1212080** | 1 |
| For 16 – 25 mm² | **CRIMPFOX-M 25/DIE** | **1212081** | 1 |
| For 35 – 50 mm² | **CRIMPFOX-M 50/DIE** | **1212082** | 1 |
| **Die,** for insulated cable lugs, 0.5 – 1.5 mm² and 1.5 – 2.5 mm² | | | |
| | **CRIMPFOX-M RCI 2,5/DIE** | **1212074** | 1 |
| For insulated cable lugs, 0.1 - 4 mm² and 4 - 6 mm² | **CRIMPFOX-M RCI 6/DIE** | **1212073** | 1 |
| **Die,** for uninsulated cable lugs, 0.75 - 2.5 mm² | | | |
| | **CRIMPFOX-M RC 2,5/DIE** | **1212078** | 1 |
| For 0.5 - 6 mm² | **CRIMPFOX-M RC 6/DIE** | **1212079** | 1 |
| For 4 - 6 and 10 mm² | **CRIMPFOX-M RC 10-1/DIE** | **1212744** | 1 |
| For 4 – 10 mm² | **CRIMPFOX-M RC 10/DIE** | **1212077** | 1 |
| **Die,** for uninsulated slip-on sleeves, 0.1 - 1 mm² | | | |
| | **CRIMPFOX-M SC 1/DIE** | **1212083** | 1 |
| For 0.5 – 2.5 mm² | **CRIMPFOX-M SC 2,5/DIE** | **1212084** | 1 |
| For 0.5 – 6 mm² | **CRIMPFOX-M SC 6/DIE** | **1212085** | 1 |
| with wide, flat crimp for 0.5 - 6 mm² | **CRIMPFOX-M SC 6-FL/DIE** | **1212741** | 1 |
| For angled slip-on sleeves, for 6.3 mm, 1.0 - 2.5 mm² | **CRIMPFOX-M SCA 2,5/DIE** | **1212742** | 1 |
| For angled slip-on sleeves, for 8 mm, 1.0 - 2.5 mm² | **CRIMPFOX-M SCA 2,5-1/DIE** | **1212743** | 1 |
| **Die,** | | | |
| For turned contacts with pin diameters 2.5 mm and 4.0 mm (CK 2,5…,CK 4,0), cross section 0.14 - 4 mm² | **CRIMPFOX-M TC 4/DIE** | **1212075** | 1 |
| For turned contacts with pin diameter 4 mm (CK 4,0...), cross section 6 – 10 mm² | **CRIMPFOX-M TC 10/DIE** | **1212076** | 1 |
| **Die,** for RG 174, RG 179, BNC, TNC coaxial connectors | | | |
| | **CRIMPFOX-M CX-1/DIE** | **1212087** | 1 |
| For RG 58, RG 59, RG 62, RG 71, BNC, TNC | **CRIMPFOX-M CX-2/DIE** | **1212088** | 1 |
| For CATV RG 6,59 | **CRIMPFOX-M CX-3/DIE** | **1212089** | 1 |
| For BNC, TNC, RG6, 1.73, 6.48, 8.23 mm | **CRIMPFOX-M CX-4/DIE** | **1212745** | 1 |
| For BNC, TNC, 0.70, 3.25, 3.85 mm | **CRIMPFOX-M CX-5/DIE** | **1212746** | 1 |
| For BNC, TNC, 1.07, 6.48, 8.23 mm | **CRIMPFOX-M CX-6/DIE** | **1212747** | 1 |
| For BNC, TNC, 1.72, 5.41 mm | **CRIMPFOX-M CX-7/DIE** | **1212748** | 1 |
| For BNC, TNC, 1.72, 8.23 mm | **CRIMPFOX-M CX-8/DIE** | **1212749** | 1 |
| **Die,** for unshielded RJ45 plugs | | | |
| | **CRIMPFOX-M RJ45/DIE** | **1212090** | 1 |
| For unshielded RJ11 plugs | **CRIMPFOX-M RJ11/DIE** | **1212091** | 1 |
| **Die,** for shrink connectors, 0.1 – 0.4 mm² green and 4 – 6 mm² yellow | | | |
| | **CRIMPFOX-M HS-1/DIE** | **1212282** | 1 |
| **Die,** for shrink connectors, 0.5 -1.5 mm² red and 1.5 - 2.5 mm² blue | **CRIMPFOX-M HS/DIE** | **1219092** | 1 |

N

## CRIMPFOX universal pliers for accommodating various dies for data plugs

- One of the key features of the CRIMPFOX−C D crimping pliers is the way the crimp inserts can be quickly replaced without the need for tools
- The variety of inserts makes them a space-saving universal tool for data plug applications

Basic pliers

| | Ordering data | | |
|---|---|---|---|
| Description | Type | Order No. | Pcs. / Pkt. |
| **Basic pliers,** for accommodating dies for various contact types, pressure lock can be unlocked, lateral entry | CRIMPFOX-C D | 1212734 | 1 |
| **Die,** for unshielded RJ11 plugs | | | |
| **Die,** for unshielded RJ22 plugs | | | |
| **Die,** for unshielded RJ45 plugs | | | |
| **Die,** for unshielded RJ45 plugs, universal | | | |
| **Die,** 10-pos. | | | |
| **Die,** for DEC MML plugs | | | |

N

Die for CRIMPFOX-C D

| Ordering data | | |
|---|---|---|
| Type | Order No. | Pcs. / Pkt. |
| CRIMPFOX-C RJ11/DIE | 1212735 | 1 |
| CRIMPFOX-C RJ22/DIE | 1212736 | 1 |
| CRIMPFOX-C RJ45/DIE | 1212737 | 1 |
| CRIMPFOX-C RJ45U/DIE | 1212738 | 1 |
| CRIMPFOX-C 10P/DIE | 1212739 | 1 |
| CRIMPFOX-C MMJ/DIE | 1212740 | 1 |

## SCREWFOX screwdrivers for slotted-head screws

**VDE flat-bladed screwdriver**

- Large contact surface of blades inside screw head
- Individually tested safety screwdrivers acc. to DIN EN 60900 (VDE 0682-201)
- For working on or in the vicinity of live parts up to 1000 V AC or 1500 V DC
- The tools feature ergonomic two-component safety handles

| Description | Ordering data: Type | Order No. | Pcs. / Pkt. |
|---|---|---|---|
| **Screwdriver,** for slotted-head screws, with VDE approval | | | |
| Blade: 0.4 x 2.5 x 80 mm, length: 161 mm | **SZS 0,4X2,5 VDE** | **1205037** | 10 |
| Blade: 0.5 x 3.5 x 100 mm, length: 181 mm | **SZS 0,5X3,0 VDE** | **1207404** | 10 |
| Blade: 0.6 x 2.5 x 80 mm, length: 161 mm | **SZS 0,6X2,5 VDE** | **1205040** | 10 |
| Blade: 0.6 x 3.5 x 100 mm, length: 181 mm | **SZS 0,6X3,5 VDE** | **1212602** | 10 |
| Blade: 0.8 x 4.0 x 100 mm, length: 198 mm | **SZS 0,8X4,0 VDE** | **1212508** | 1 |
| Blade: 1.0 x 4.0 x 100 mm, length: 198 mm | **SZS 1,0X4,0 VDE** | **1205066** | 10 |
| Blade: 1.0 x 5.5 x 125 mm, length: 223 mm | **SZS 1,0X5,5 VDE** | **1209114** | 10 |
| Blade: 1.0 x 6.5 x 150 mm, length: 248 mm | **SZS 1,0X6,5 VDE** | **1205079** | 10 |
| Blade: 1.2 x 8.0 x 175 mm, length: 287 mm | **SZS 1,2X8,0 VDE** | **1205082** | 10 |
| **Screwdriver,** two-component handle, with non-slip grip, for slotted-head screws<br>Blade: 0.4 x 2.0 x 60 mm, length: 130 mm | | | |
| Blade: 0.4 x 2.5 x 60 mm, length: 145 mm | | | |
| Blade: 0.4 x 2.5 x 75 mm, length: 161 mm | | | |
| Blade: 0.6 x 3.5 x 100 mm, length: 181 mm | | | |
| Blade: 0.6 x 3.5 x 200 mm, length: 281 mm | | | |
| Blade: 0.8 x 4.0 x 100 mm, length: 198 mm | | | |
| Blade: 1.0 x 5.5 x 150 mm, length: 248 mm | | | |
| Blade: 1.2 x 6.5 x 150 mm, length: 255 mm | | | |
| **Screwdriver,** two-component handle, with non-slip grip, with impact cap, with hexagon wrench aid for open-end wrench and ring wrench, for slotted-head screws | | | |
| Blade: 1.2 x 7 x 125 mm, length: 230 mm | | | |
| Blade: 1.6 x 10 x 175 mm, length: 287 mm | | | |

**Flat-bladed screwdriver, uninsulated**

Applied for:
GOST

| Ordering data | | |
|---|---|---|
| **Type** | **Order No.** | Pcs. / Pkt. |
| **SF-SL 0,4X2,0-60** | **1212546** | 10 |
| **SF-SL 0,4X2,5-75** | **1212547** | 10 |
| **SF-SL 0,5X3,0-80** | **1212548** | 10 |
| **SF-SL 0,6X3,5-100** | **1212549** | 10 |
| **SF-SL 0,6X3,5-200** | **1212550** | 10 |
| **SF-SL 0,8X4,0-100** | **1212551** | 10 |
| **SF-SL 1,0X5,5-150** | **1212552** | 10 |
| **SF-SL 1,2X6,5-150** | **1212553** | 10 |
| **SF-SLIC 1,2X7,0-125** | **1212554** | 10 |
| **SF-SLIC 1,6X10-175** | **1212555** | 10 |

## SCREWFOX VDE screwdriver/actuation tool for ST terminal blocks




– In addition to catering for standard applications, SF–SL ... screwdrivers are particularly suited to the assembly of modular terminal blocks
– VDE-tested, for maximum safety
– Because the insulation runs into the shaft, there is no protruding edge

**VDE flat-bladed screwdrivers with integrated insulation**

| Description | Ordering data: Type | Order No. | Pcs. / Pkt. |
|---|---|---|---|
| **Screwdriver/actuation tool,** for slotted-head screws/spring-cage terminal blocks, insulated, two-component handle, with non-slip grip, VDE | | | |
| Blade: 0.6 x 3.5 x 100 mm, length: 181 mm | **SF-SL 0,6X3,5-100 S-VDE** | **1212587** | 10 |
| Blade: 0.8 x 4.0 x 100 mm, length: 198 mm | **SF-SL 0,8X4,0-100 S-VDE** | **1212588** | 10 |
| Blade: 1.0 x 5.5 x 150 mm, length: 248 mm | **SF-SL 1,0X5,5-125 S-VDE** | **1212589** | 10 |
| **Screwdriver,** protective insulation integrated into shaft, insulated according to VDE<br>Size: PZ1 x 80 mm<br>Size: PZ2 x 100 mm | | | |
| **Screwdriver,** protective insulation integrated into shaft, insulated according to VDE<br>Size: PH1 x 80 mm<br>Size: PH2 x 100 mm | | | |
| **Screwdriver,** protective insulation integrated into shaft, insulated according to VDE<br>Size: Pozidriv® - slotted (plus-minus) PZ1 x 80 mm<br>Size: Pozidriv® - slotted (plus-minus) PZ2 x 100 mm | | | |
| **Screwdriver,** protective insulation integrated into shaft, insulated according to VDE<br>Size: Phillips-Recess® - slotted (plus-minus) PH1 x 80 mm<br>Size: Phillips-Recess® - slotted (plus-minus) PH2 x 100 mm | | | |
| **Screwdriver set,** protective insulation integrated into shaft, slotted/Phillips crosshead/combined profile, Pozidriv® + slotted (plus-minus), insulated according to VDE, 7-piece, including rack, set contains the following products: 0.6 x 3.5 x 100; 0.8 x 4.0 x 100; 1.0 x 5.5 x 125; PH1 x 80; PH2 x 100; PZ1 x 80; PZ2 x 100 | | | |

**VDE screwdriver with Pozidriv® or Phillips-Recess®drive**

**VDE screwdriver with plus-minus drive**

**VDE screwdriver with various drives**

| Ordering data | | |
|---|---|---|
| Type | Order No. | Pcs. / Pkt. |
| SF-PZ 1-80 S-VDE | 1212695 | 10 |
| SF-PZ 2-100 S-VDE | 1212696 | 10 |
| SF-PH 1-80 S-VDE | 1212693 | 10 |
| SF-PH 2-100 S-VDE | 1212694 | 10 |

| Ordering data | | |
|---|---|---|
| Type | Order No. | Pcs. / Pkt. |
| SF-PZSL 1-80 S-VDE | 1212699 | 10 |
| SF-PZSL 2-100 S-VDE | 1212700 | 10 |
| SF-PHSL 1-80 S-VDE | 1212697 | 10 |
| SF-PHSL 2-100 S-VDE | 1212698 | 10 |

| Ordering data | | |
|---|---|---|
| Type | Order No. | Pcs. / Pkt. |
| SF-SL/PH/PZ-SL SET S-VDE | 1212701 | 1 |

## SCREWFOX screwdriver and actuation tool for ST and QTC terminal blocks

– In addition to the standard application, these screwdrivers are also ideal for actuating modular terminal blocks from the ST ... and QTC ... series

**Flat-bladed screwdriver, uninsulated**

| Description | Ordering data | | |
|---|---|---|---|
| | **Type** | **Order No.** | Pcs. / Pkt. |
| **Screwdriver/actuation tool,** for slotted-head screws/spring-cage terminal blocks<br>Blade: 0.4 x 2.5 x 75 mm, length: 156 mm | **SZF 0-0,4X2,5** | **1204504** | 10 |
| Blade: 0.6 x 3.5 x 100 mm, length: 181 mm | **SZF 1-0,6X3,5** | **1204517** | 10 |
| Blade: 0.8 x 4.0 x 100 mm, length: 198 mm | **SZF 2-0,8X4,0** | **1204520** | 10 |
| Blade: 1.0 x 5.5 x 150 mm, length: 248 mm | **SZF 3-1,0X5,5** | **1206612** | 10 |
| **Screwdriver/actuation tool,** for slotted-head screws/spring-cage terminal blocks, insulated<br>Blade: 0.6 x 3.5 x 100 mm, length: 181 mm | **SZS 0,6X3,5** | **1205053** | 10 |
| **Actuation tool, insulated,** for all 2.5 mm² and 4 mm² ST spring-cage terminal blocks, plus push-in and QT fast connection terminal blocks | | | |

**Actuation tool for push-in technology, ST and QTC terminal blocks**

| Ordering data | | |
|---|---|---|
| Type | Order No. | Pcs. / Pkt. |
| | | |
| | | |
| | | |
| ST-BW | 1207608 | 10 |

## SCREWFOX screwdrivers for Phillips and slotted-head screws

– Screwdrivers for Phillips screws with Pozidriv and Phillips Recess screw head
– VDE approval
– The SZG... screwdrivers have been specially designed for driving in test socket screws safely and without slipping

**Notes:**

Pozidriv®/Supadriv®,
trademarks of European Ind. Serv. Ltd.
Phillips Recess®,
trademark of Phillips Screw Company

**VDE Phillips screwdriver with Pozidriv® drive**

| Description | Ordering data | | |
|---|---|---|---|
| | **Type** | **Order No.** | Pcs. / Pkt. |
| **Screwdrivers,** for Pozidriv®/Supadriv® Phillips screws, VDE approval | | | |
| Size: PZ0 x 80 mm, length: 161 mm | **SZK PZ0 VDE** | **1206447** | 10 |
| Size: PZ1 x 80 mm, length: 178 mm | **SZK PZ1 VDE** | **1206450** | 10 |
| Size: PZ2 x 100 mm, length: 205 mm | **SZK PZ2 VDE** | **1206463** | 10 |
| Size: PZ3 x 150 mm, length: 262 mm | **SZK PZ3 VDE** | **1212599** | 10 |
| **Screwdrivers,** for Phillips Recess® screws, VDE approval | | | |
| Size: PH0 x 80 mm, length: 161 mm | **SZK PH0 VDE** | **1205147** | 10 |
| Size: PH1 x 80 mm, length: 178 mm | **SZK PH1 VDE** | **1205150** | 10 |
| Size: PH2 x 100 mm, length: 205 mm | **SZK PH2 VDE** | **1205163** | 10 |
| Size: PH3 x 150 mm, length: 262 mm | **SZK PH3 VDE** | **1212536** | 10 |
| **Screwdrivers,** for Pozidriv® Phillips screws | | | |
| Size: PZ0 x 60 mm, length: 141 mm | | | |
| Size: PZ1 x 80 mm, length: 178 mm | | | |
| Size: PZ2 x 100 mm, length: 205 mm | | | |
| Size: PZ3 x 150 mm, length: 262 mm | | | |
| **Screwdrivers,** for Phillips Recess® screws | | | |
| Size: PH0 x 60 mm, length: 141 mm | | | |
| Size: PH1 x 80 mm, length: 178 mm | | | |
| Size: PH2 x 100 mm, length: 205 mm | | | |
| Size: PH3 x 150 mm, length: 262 mm | | | |
| **Screwdriver,** for Pozidriv®/Supadriv® Phillips screws, VDE approval | | | |
| Size: PZ1 x 80 mm, length: 178 mm | | | |
| Size: PZ2 x 100 mm, length: 205 mm | | | |
| Size: PH1 x 80 mm, length: 178 mm | | | |
| Size: PH2 x 100 mm, length: 205 mm | | | |
| **Screwdriver,** for test socket screws, with VDE approval | | | |
| For 2.3 mm Ø screw, blade: 0.6 x 3.5 x 100 mm, length: 198 mm | | | |
| For 4 mm Ø screw, blade: 0.9 x 6.5 x 175 mm, length: 287 mm | | | |

**Phillips screwdriver with Pozidriv® drive**

**VDE screwdriver with plus/minus drive**

**VDE screwdriver for test socket screws**

Applied for:
GOST

### Ordering data

| Type | Order No. | Pcs. / Pkt. |
|---|---|---|
| **SF-PZ 0-60** | **1212562** | 10 |
| **SF-PZ 1-80** | **1212563** | 10 |
| **SF-PZ 2-100** | **1212564** | 10 |
| **SF-PZ 3-150** | **1212565** | 10 |
| **SF-PH 0-60** | **1212558** | 10 |
| **SF-PH 1-80** | **1212559** | 10 |
| **SF-PH 2-100** | **1212560** | 10 |
| **SF-PH 3-150** | **1212561** | 10 |

### Ordering data

| Type | Order No. | Pcs. / Pkt. |
|---|---|---|
| **SF-PZSL 1-80 VDE** | **1212556** | 10 |
| **SF-PZSL 2-100 VDE** | **1212557** | 10 |
| **SF-PHSL 1-80 VDE** | **1212283** | 10 |
| **SF-PHSL 2-100 VDE** | **1212288** | 10 |

### Ordering data

| Type | Order No. | Pcs. / Pkt. |
|---|---|---|
| **SZG 0,6X3,5 VDE** | **1205121** | 10 |
| **SZG 0,9X6,5 VDE** | **1205134** | 10 |

## SCREWFOX torque screwdrivers

**Torque screw driver, 0.3 - 1.2 Nm, adjustable**

- Torque screwdrivers with hexagonal quick connection holder
- High-precision, finely adjustable torque screwdrivers according to EN ISO 6789
- TSD−M ... torque screwdrivers are adjustable from 0.3 - 6.0 Nm
- The figure below shows the TSD-M 6NM version

### Ordering data

| Description | Type | Order No. | Pcs. / Pkt. |
|---|---|---|---|
| **Torque screwdrivers** | | | |
| Adjustable from 0.3 - 1.2 Nm | **TSD-M 1,2NM** | **1212224** | 1 |
| Adjustable from 1.2 - 3 Nm | **TSD-M 3NM** | **1212225** | 1 |
| Adjustable from 3 - 6 Nm | **TSD-M 6NM** | **1212226** | 1 |

### Accessories

| | | | |
|---|---|---|---|
| **Battery-powered screwdriver bit set**, 1 attachment set each in 5.5 mm, 8 mm, 13 mm, adapter to ¼" | **ASD BIT SET HN** | **1209952** | 1 |
| **Socket wrench insert,** magnetic, hexagonal, 1/4" drive, suitable for holders according to DIN 3126-F 6.3 / ISO 1173 | | | |
| Wrench size of 5.5 mm | **BHN 5,5** | **1209965** | 1 |
| Wrench size of 8 mm | **BHN 8** | **1209978** | 1 |
| Wrench size of 10 mm | **BHN 10** | **1209981** | 1 |
| Wrench size of 13 mm | **BHN 13** | **1209994** | 1 |
| **Adapter** for ¼" | **BF 6,3** | **1209936** | 1 |
| **Adapter insert,** for torque screwdrivers with adjustable torque, for accommodating SAC nuts for 4 mm hexagonal screwdrivers | **TSD-M SAC-BIT ADAPTER** | **1212600** | 1 |

## SCREWFOX cordless screwdriver

**21 different torque stages**

Applied for:
GOST

- Cordless screwdriver with two-speed gearbox, forward/reverse running, and 21-stage clutch with drilling stage of up to 600 rpm
- 6.3 mm hexagonal quick connection drill chuck
- Integrated LEDs are used to illuminate the working area
- Torque accuracy of ±5 percent
- Adjustable from 0.3 - 4.4 Nm
- With optional snap-on protective cap to prevent unintentional torque adjustment

| Description | Type | Order No. | Pcs. / Pkt. |
|---|---|---|---|
| **Ordering data** | | | |
| **Cordless screwdriver,** 3.6 V, incl. rechargeable battery, 1.5 Ah | **SF-ASD 21** | **1212532** | 1 |
| **Cordless screwdriver set,** incl. two rechargeable batteries and charger, 230 V | **SF-ASD 21 SET 230V** | **1212530** | 1 |
| **Accessories** | | | |
| **Universal bit holder,** E6.3-1/4" drive, with automatic locking, one-hand operation, magnetic, for bits according to DIN 3126 C 6.3 and E 6.3 | **SF-UBH** | **1212590** | 1 |
| **Replacement charger,** for SF–ASD 21 cordless screwdriver, 230 V | **SF-ASD 21/CHARGER 230V** | **1212535** | 1 |
| **Replacement battery,** for SF-ASD 21, 1.5 Ah | **SF-ASD 21/ACCU 1,5 AH** | **1212533** | 1 |

## SCREWFOX tool inserts for cordless screwdriver and bit handle

– Tools for SF−ASD 21 cordless screwdriver, various designs
– The hardened bits are suitable for hard and soft screws
– Optimum edge geometries increase the bearing surface and prevent the screws from being over-tightened

**Notes:**

Pozidriv®/Supadriv®,
trademarks of European Ind. Serv. Ltd.
Phillips Recess®,
trademark of Phillips Screw Company
Torx®,
trademark of Acument Intellectual Properties, LLC, Troy, Mich.,US

**Universal bit holder**

| Description | Color | Ordering data: Type | Order No. | Pcs. / Pkt. |
|---|---|---|---|---|
| **Universal bit holder,** E6.3-1/4" drive, with automatic locking, one-hand operation, magnetic, for bits according to DIN 3126 C 6.3 and E 6.3 | | | | |
| | silver | **SF-UBH** | **1212590** | 1 |
| **Screw bit**, slotted, E6,3-1/4" drive, hardened, suitable for holder according to DIN 3126-F 6.3/ISO 1173 | | | | |
| Size: 0.5 x 3.0 x 50 mm | silver | | | |
| Size: 0.5 x 3.0 x 70 mm | silver | | | |
| Size: 0.6 x 3.5 x 50 mm | silver | | | |
| Size: 0.6 x 3.5 x 70 mm | silver | | | |
| Size: 0.8 x 4.0 x 50 mm | silver | | | |
| Size: 0.8 x 4.0 x 70 mm | silver | | | |
| Size: 1.0 x 5.5 x 50 mm | silver | | | |
| Size: 1.0 x 5.5 x 70 mm | silver | | | |
| Size: 1.2 x 6.5 x 70 mm | silver | | | |
| **Screw bit,** PH cross, E6.3-1/4" drive, hardened, suitable for holder according to DIN 3126-F 6.3/ISO 1173 | | | | |
| Size: PH 1 x 50 mm | silver | | | |
| Size: PH 2 x 50 mm | silver | | | |
| Size: PH 3 x 50 mm | silver | | | |
| Size: PH 1 x 70 mm | silver | | | |
| Size: PH 2 x 70 mm | silver | | | |
| Size: PH 3 x 70 mm | silver | | | |
| **Screw bit,** PZ cross, E6.3-1/4" drive, hardened, suitable for holder according to DIN 3126-F 6.3/ISO 1173 | | | | |
| Size: PZ 1 x 50 mm | silver | | | |
| Size: PZ 2 x 50 mm | silver | | | |
| Size: PZ 3 x 50 mm | silver | | | |
| Size: PZ 1 x 70 mm | silver | | | |
| Size: PZ 2 x 70 mm | silver | | | |
| Size: PZ 3 x 70 mm | silver | | | |
| **Screw bit,** PZ/slotted plus/minus, E6.3-1/4" drive, hardened, suitable for holder according to DIN 3126-F 6.3/ISO 1173 | | | | |
| Size: PZ 1 x 70 mm | silver | | | |
| Size: PZ 2 x 70 mm | silver | | | |
| Size: PH 1 x 70 mm | silver | | | |
| Size: PH 2 x 70 mm | silver | | | |
| **Screw bit,** slotted, graduated, E6.3-1/4" drive, for test socket screws, hardened, suitable for holder according to DIN 3126-F 6.3/ISO 1173 | | | | |
| Size: 0.6 x 3.5 x 50 mm | silver | | | |
| Size: 0.9 x 6.5 x 50 mm | silver | | | |

**Screw bit, slotted**

Applied for:
GOST

| Ordering data | | |
|---|---|---|
| Type | Order No. | Pcs. / Pkt. |
| SF-BIT-SL 0,5X3,0-50 | 1212566 | 5 |
| SF-BIT-SL 0,5X3,0-70 | 1212567 | 5 |
| SF-BIT-SL 0,6X3,5-50 | 1212568 | 5 |
| SF-BIT-SL 0,6X3,5-70 | 1212569 | 5 |
| SF-BIT-SL 0,8X4,0-50 | 1212571 | 5 |
| SF-BIT-SL 0,8X4,0-70 | 1212572 | 5 |
| SF-BIT-SL 1,0X5,5-50 | 1212574 | 5 |
| SF-BIT-SL 1,0X5,5-70 | 1212575 | 5 |
| SF-BIT-SL 1,2X6,5-70 | 1212577 | 5 |
| SF-BIT-SLS 0,6X3,5-50 | 1212605 | 5 |
| SF-BIT-SLS 0,9X6,5-50 | 1212606 | 5 |

**Screw bit, PH and PZ cross-recessed**

Applied for:
GOST

| Ordering data | | |
|---|---|---|
| Type | Order No. | Pcs. / Pkt. |
| SF-BIT-PH 1-50 | 1212579 | 5 |
| SF-BIT-PH 2-50 | 1212580 | 5 |
| SF-BIT-PH 3-50 | 1212581 | 5 |
| SF-BIT-PH 1-70 | 1212582 | 5 |
| SF-BIT-PH 2-70 | 1212583 | 5 |
| SF-BIT-PH 3-70 | 1212584 | 5 |
| SF-BIT-PZ 1-50 | 1212591 | 5 |
| SF-BIT-PZ 2-50 | 1212592 | 5 |
| SF-BIT-PZ 3-50 | 1212593 | 5 |
| SF-BIT-PZ 1-70 | 1212594 | 5 |
| SF-BIT-PZ 2-70 | 1212595 | 5 |
| SF-BIT-PZ 3-70 | 1212596 | 5 |

**Screw bit, plus/minus**

Applied for:
GOST

| Ordering data | | |
|---|---|---|
| Type | Order No. | Pcs. / Pkt. |
| SF-BIT-PZSL 1-70 | 1212603 | 5 |
| SF-BIT-PZSL 2-70 | 1212604 | 5 |
| SF-BIT-PHSL 1-70 | 1212479 | 5 |
| SF-BIT-PHSL 2-70 | 1212601 | 5 |

## SCREWFOX tool inserts for cordless screwdriver and bit handle

– Tools for SF−ASD 21 cordless screwdriver, various designs
– The hardened bits are suitable for hard and soft screws
– Optimum edge geometries increase the bearing surface and prevent the screws from being over-tightened

**Screw bit, Torx®**

Applied for:
GOST

| Description | Color | Type | Order No. | Pcs. / Pkt. |
|---|---|---|---|---|
| | | **Ordering data** | | |
| **Screw bit,** Torx®, E6.3-1/4" drive, hardened, suitable for holder according to DIN 3126-F 6.3 / ISO 1173, size: TX 8 x 50 mm | | | | |
| | silver | **SF-BIT-TX 8-50** | **1212570** | 5 |
| Size: TX 10 x 50 mm | silver | **SF-BIT-TX 10-50** | **1212573** | 5 |
| Size: TX 15 x 50 mm | silver | **SF-BIT-TX 15-50** | **1212576** | 5 |
| Size: TX 20 x 50 mm | silver | **SF-BIT-TX 20-50** | **1212578** | 5 |
| **Screw bit**, hexagonal, E6.3-1/4" drive, hardened, suitable for holder according to DIN 3126-F6.3/ISO 1173 | | | | |
| Size: hex 2 x 50 mm | silver | | | |
| Size: hex 2.5 x 50 mm | silver | | | |
| Size: hex 3 x 50 mm | silver | | | |
| Size: hex 4 x 50 mm | silver | | | |
| Size: hex 5 x 50 mm | silver | | | |
| Size: hex 6 x 50 mm | silver | | | |
| Size: hex 8 x 50 mm | silver | | | |

**Screw bit, hex**

| Ordering data | | |
|---|---|---|
| **Type** | **Order No.** | Pcs. / Pkt. |
| **SF-BIT-HEX 2-50** | **1212645** | 5 |
| **SF-BIT-HEX 2,5-50** | **1212646** | 5 |
| **SF-BIT-HEX 3-50** | **1212647** | 5 |
| **SF-BIT-HEX 4-50** | **1212648** | 5 |
| **SF-BIT-HEX 5-50** | **1212649** | 5 |
| **SF-BIT-HEX 6-50** | **1212650** | 5 |
| **SF-BIT-HEX 8-50** | **1212651** | 5 |

## SCREWFOX socket wrenches

**Hexagon insert bit,**
**wrench size of 5.5 / 8 / 13 mm**

Applied for:
GOST

### SHN ...
– Ergonomically designed two-component grip for fatigue-proof and non-slip use

### SF-THEX ...
– Ergonomically designed handles ensure an optimum grip and help avoid fatigue when working
– The hardened blades are designed for durability
– Optimum edge geometries increase the bearing surface and prevent the screws from being over-tightened

### VDE-ISS ...
– VDE-insulated Allen wrench with double-layer insulation, for twice the level of safety

### Allen screw set
– Offset screwdriver set in convenient holder
– The strict fabrication tolerances and special hardening process ensure reliability and optimum work results
– The ball head on the long limb makes it possible to carry out work in hard-to-access areas

| Description | Ordering data | | |
|---|---|---|---|
| | Type | Order No. | Pcs. / Pkt. |
| **Socket wrench,** hexagon | | | |
| Wrench size of 5.5 mm | **SHN 5.5** | **1209855** | 1 |
| Wrench size of 8 mm | **SHN 8** | **1209868** | 1 |
| Wrench size of 13 mm | **SHN 13** | **1209923** | 1 |
| **T-handle screwdriver,** for Allen screws, ergonomically shaped handle, matt chrome-plated | | | |
| Size: hex 2 x 100 mm | | | |
| Size: hex 2.5 x 100 mm | | | |
| Size: hex 3 x 100 mm | | | |
| Size: hex 4 x 150 mm | | | |
| Size: hex 5 x 150 mm | | | |
| Size: hex 6 x 200 mm | | | |
| Size: hex 8 x 200 mm | | | |
| Size: hex 10 x 200 mm | | | |
| **Allen wrench,** fully insulated, safety tool in accordance with EN 60900, length: 150 mm, handle width: 110 mm | | | |
| Wrench size 5 mm, for M6 screws | | | |
| Wrench size 6 mm, for M8 screws | | | |
| Wrench size 8 mm, for M10 screws | | | |
| **Allen wrench set,** 9-part, 1.5 to 10.0 mm, chrome-plated matt finish, with ball head, incl. bracket | | | |

**Allen screw, wrench size 2 - 10 mm**

**Allen screw (VDE), wrench size of 5 / 6 / 8 mm**

**Allen screw, L-shaped, 1.5 - 10 mm**

Applied for:
GOST

| Ordering data | | |
|---|---|---|
| Type | Order No. | Pcs. / Pkt. |
| SF-THEX 2-100 | 1212637 | 5 |
| SF-THEX 2,5-100 | 1212638 | 5 |
| SF-THEX 3-100 | 1212639 | 5 |
| SF-THEX 4-150 | 1212640 | 5 |
| SF-THEX 5-150 | 1212641 | 5 |
| SF-THEX 6-200 | 1212642 | 5 |
| SF-THEX 8-200 | 1212643 | 5 |
| SF-THEX 10-200 | 1212644 | 5 |

| Ordering data | | |
|---|---|---|
| Type | Order No. | Pcs. / Pkt. |
| VDE-ISS 5 | 1203343 | 1 |
| VDE-ISS 6 | 1201934 | 1 |
| VDE-ISS 8 | 1201947 | 1 |

| Ordering data | | |
|---|---|---|
| Type | Order No. | Pcs. / Pkt. |
| SF-LHEX SET | 1212544 | 1 |

## SCREWFOX preset torque screwdrivers

- TSD ... SAC torque screwdrivers with a range of preset torques from 0.2 Nm to 2.5 Nm
- A wide variety of SAC ... nuts for all kinds of applications
- With the TSD-M... torque screwdrivers, the torque can be custom-set
- The TSD-M... adapters can accommodate the various nuts

### Ordering data

| Description | Type | Order No. | Pcs. / Pkt. |
|---|---|---|---|
| **Torque screwdriver** | | | |
| With preset torque of 0.2 Nm and 4 mm hexagonal drive | **TSD 02 SAC** | **1208487** | 1 |
| With preset torque of 0.4 Nm and 4 mm hexagonal drive | **TSD 04 SAC** | **1208429** | 1 |
| With preset torque of 0.8 Nm and a 4 mm hexagonal drive | **TSD 08 SAC** | **1212597** | 1 |
| With preset torque of 2.0 Nm and 4 mm hexagonal drive | **TSD 20 SAC** | **1212020** | 1 |
| With preset torque of 2.5 Nm and 4 mm hexagonal drive | **TSD 25 SAC** | **1212315** | 1 |
| **Torque screwdrivers** | | | |
| Adjustable from 0.3 - 1.2 Nm | **TSD-M 1,2NM** | **1212224** | 1 |
| Adjustable from 1.2 - 3 Nm | **TSD-M 3NM** | **1212225** | 1 |
| Adjustable from 3 - 6 Nm | **TSD-M 6NM** | **1212226** | 1 |
| **Adapter insert,** for torque screwdrivers with adjustable torque, for accommodating SAC nuts for 4 mm hexagonal screwdrivers | **TSD-M SAC-BIT ADAPTER** | **1212600** | 1 |

### Accessories

| | | | |
|---|---|---|---|
| **Nut** | | | |
| For assembling sensor/actuator cables with M8 plug-in connectors and for M8 plug-in connectors with insulation displacement connection, for 4 mm hexagonal screwdriver | **SAC BIT M8-D10** | **1208461** | 1 |
| For assembling SACC M8 plug-in connectors with longitudinal knurl, excluding those with insulation displacement connection, for 4 mm hexagonal screwdriver | **SACC BIT M8-D12** | **1208474** | 1 |
| For assembling sensor/actuator cables with M12 plug-in connectors and for M12 plug-in connectors with insulation displacement connection, for 4 mm hexagonal screwdriver | **SAC BIT M12-D15** | **1208432** | 1 |
| For assembling SACC M12 plug-in connectors, excluding those with insulation displacement connection, for 4 mm hexagonal screwdriver | **SACC BIT M12-D20** | **1208445** | 1 |
| For mounting M12 plug-in connectors with hexagonal stainless steel knurl, wrench size 14, with 4 mm hexagonal drive | **SAC BIT M12-W14** | **1212513** | 1 |
| For assembling 7/8" connectors, with 4 mm hexagonal drive | **SAC BIT MIN-D25** | **1212512** | 1 |
| For the reliable tightening of the pressure nuts with a wrench size of 13 mm, for 4 mm hexagonal screwdriver | **SAC BIT QUICKON-W13** | **1212033** | 1 |
| For reliable tightening of the pressure nuts with a wrench size of 24 mm, for 4 mm hexagonal screwdriver | **SAC BIT HOOD-W 24** | **1212486** | 1 |

## SCREWFOX universal control cabinet key

1

2

3

Four-way closure

| Description | Ordering data | | |
|---|---|---|---|
| | Type | Order No. | Pcs. / Pkt. |
| **Control cabinet key,** metal, for all common types of control cabinet | USS 4 | 1203149 | 1 |

– Universal control cabinet key with the following closures:
  1 = 6 mm, 8 mm square
  2 = 8 mm triangle
  3 = 5 mm two-way key bit

## SCREWFOX universal control cabinet key

1

2

3

4

Nine-way closure

| Description | Ordering data | | |
|---|---|---|---|
| | Type | Order No. | Pcs. / Pkt. |
| **Control cabinet key,** metal, for all common types of control cabinet | SF-CCK 9 | 1212525 | 1 |

– **Universal control cabinet key,** with strong chain and snap hook, for the following closures:
  1 = 5, 6, 7-8, 9-10 mm square
  2 = 7, 8 - 9, 10 - 11 mm triangle
  3 = 3-5 mm two-way key bit
  4 = 6 mm semicircle

## TESTFOX phasing and voltage tester

The PROFIPOL voltage tester has the following features:
– DC and AC voltage tests in the range between 6 V and 400 V
– Polarity test (+/-) for DC voltage
– Shock-proof housing that is protected against dust and splash water, IP65
– LED display

Single-position voltage tester

Two-position voltage tester

| | | Technical data | Technical data |
|---|---|---|---|
| **General data** | | | |
| Voltage range | [V DC] | - ... - | 6 ... 400 |
| Voltage range | [V AC] | 150 ... 250 | 6 ... 400 |

| | | Ordering data | | | Ordering data | | |
|---|---|---|---|---|---|---|---|
| Description | Color | Type | Order No. | Pcs. / Pkt. | Type | Order No. | Pcs. / Pkt. |
| **Voltage tester,** single-position, for 150 - 250 V, conforms to DIN 57680/6 and VDE 0680/6, can also be used as an actuation tool for spring-cage terminal blocks, VDE insulated, with non-slip grip, size: 0.5 x 3.0 x 70 mm | | SF-VT VDE | 1212598 | 10 | | | |
| **Voltage tester** | black | | | | PROFIPOL | 1209101 | 1 |

## TESTFOX voltage and continuity tester

– DC and AC voltage tests in the range from 12 V to 1000 V AC/1100 V DC, fully functional even without batteries
– Polarity test (+/-) for DC voltage
– Single-pos. test of the phase conductor (phase): “R” symbol in the display field for AC voltage
– Indicator for rotary field direction of a three-phase network as long as the star point is grounded
– Measuring point lighting
– Acoustic and optical continuity test
– Load connection using a pushbutton
– Vibration alarm for safe voltage detection
– Shock-proof housing that is protected against dust and splash water, IP65
– Surge voltage category CAT IV 600 V and CAT III 1000 V according to IEC/EN 61243-3:2011

| | | Technical data |
|---|---|---|
| **General data** | | |
| Voltage range | [V DC] | 12 ... 1100 |
| Voltage range | [V AC] | 12 ... 1000 |

| | | Ordering data | | |
|---|---|---|---|---|
| Description | Color | Type | Order No. | Pcs. / Pkt. |
| **Voltage tester** | black | DUSPOL EXPERT | 1209091 | 1 |

## TESTFOX, digital current probe multimeter

- The current probes can be used for voltages of up to 600 V, category III
- They combine the functions of a digital multimeter with those of a current probe
- Contained within a compact and practical housing, so ideal for use in cramped conditions
- All measuring ranges are protected against overload

For AC current

For DC and AC current

| | Technical data | Technical data |
|---|---|---|
| **General data** | | |
| Display scope | 2000 digits | 4000 digits |
| Accuracy of display | 1,0 % | 0,5 % |
| AC voltage measuring range | 0.1 V ... 600 V | 0.1 mV ... 600 V |
| DC voltage measuring range | 0.1 V ... 600 V | 0.1 mV ... 600 V |
| AC current measuring range | 0.1 A ... 400 A | 10 mA ... 300 A |
| DC current measuring range | - ... - | 10 mA ... 300 A |
| Resistance measuring range | 0.1 Ω ... 20 MΩ | 0.1 Ω ... 40 MΩ |
| Continuity test range | Acoustic (20 Ω) | Acoustic (50 Ω) |
| Degree of protection | IP30 | IP30 |
| Measuring category | CAT III 600 V | CAT III 300 V / CAT II 600 V |
| Voltage supply | 2 x micro battery 1.5 V, LR03, AAA | 2 x micro battery 1.5 V, LR03, AAA |
| Test certificate | IEC/EN 61010-1, DIN VDE 0411 | IEC/EN 61010-1, DIN VDE 0411 |

| | | Ordering data | | | Ordering data | | |
|---|---|---|---|---|---|---|---|
| Description | Color | Type | Order No. | Pcs. / Pkt. | Type | Order No. | Pcs. / Pkt. |
| **Current pliers/multimeter** | black | **TESTFOX CC** | **1212210** | 1 | | | |
| **Current pliers/multimeter** | black | | | | **TESTFOX CC-1** | **1212211** | 1 |

## TESTFOX digital multimeter

**For DC and AC voltages**

- You are bound to be enthused by the technology of the digital multimeters and impressed by their quality
- The devices are extremely versatile
- Tested and approved according to applicable IEC/EN 61010 standards independently of certification body
- Suitable for measuring AC voltages and resistance as well as testing continuity and diodes
- TESTFOX M−1 also allows you to measure DC and AC currents, capacitance, and frequencies, as well as temperatures within the range of -20°C to +800°C

### High-level safety

- Phase voltages can be detected precisely thanks to the audible and red light signals
- The devices can be used for voltages of up to 600 V category III or 1000 V category II
- They provide professional service technicians and operating engineers with a higher level of protection, thereby ensuring maximum safety during work

### Safe cable breakage detection

- Cable breaks and faulty lamps in exposed cables can be traced from the phase infeed side right through to the point of interruption

### Technical data

| General data | |
|---|---|
| Display scope | 2000 digits |
| Accuracy of display | 0.5% |
| Volt sensor | yes |
| AC voltage measuring range | 0.1 mV ... 750 V |
| DC voltage measuring range | 0.1 mV ... 1000 V |
| AC current measuring range | - ... - |
| DC current measuring range | - ... - |
| Resistance measuring range | 0.1 Ω ... 20 MΩ |
| Continuity test range | Yes (25 Ω) |
| Frequency measuring range | - ... - |
| Capacity measuring range | - ... - |
| Temperature measuring range | - ... - |
| Diode test | Yes (1.5 mA) |
| Degree of protection | IP30 |
| Measuring category | CAT III 600 V / CAT II 1000 V |
| Voltage supply | 2 x micro battery 1.5 V, LR03, AAA |
| Test certificate | IEC/EN 61010-1, DIN VDE 0411 |

### Ordering data

| Description | Color | Type | Order No. | Pcs. / Pkt. |
|---|---|---|---|---|
| **Digital multimeter** | black | **TESTFOX M** | **1212208** | 1 |
| **Digital multimeter** | black | | | |

**For DC and AC voltages/currents**

## Technical data

| |
|---|
| 2000 digits |
| 0.5% |
| yes |
| 0.1 mV ... 750 V |
| 0.1 mV ... 1000 V |
| 1 mA ... 10 A |
| 1 mA ... 10 A |
| 0.1 Ω ... 20 MΩ |
| Yes (25 Ω) |
| 1 Hz ... 20 MHz |
| 1.00 pF ... 2.00 mF |
| -20°C ... 800°C |
| Yes (1.5 mA) |
| IP30 |
| CAT III 600 V / CAT II 1000 V |
| 2 x micro battery 1.5 V, LR03, AAA |
| IEC/EN 61010-1, DIN VDE 0411 |

## Ordering data

| Type | Order No. | Pcs. / Pkt. |
|---|---|---|
| **TESTFOX M-1** | **1212209** | 1 |

## TOOL fox, tool sets for convenient use on site

- Universal tool sets, with cutting, stripping, crimping, and testing tools from the TOOL fox tool range
- Robust and heavy-duty tool bags
- For further sets, visit www.phoenixcontact.net/products

Tool set in a case

Tool set in a carry case wrap

| | Applied for: GOST | | | Applied for: GOST | | |
|---|---|---|---|---|---|---|
| | Ordering data | | | Ordering data | | |
| Description | Type | Order No. | Pcs. / Pkt. | Type | Order No. | Pcs. / Pkt. |
| **Tool case**, equipped with one of each of the following tools:<br><br>CRIMPFOX 6S-F I WIREFOX 10 I<br>WIREFOX-D 40 I CUTFOX 18 I<br>SZF 1-0,6X3,5 I 5 m tape measure I<br>50 pcs. JBC 2,5/5 junction box connectors I<br>TOOL-KIT STANDARD EMPTY | **TOOL-KIT STANDARD** | **1212422** | 1 | | | |
| **Tool case,** empty | **TOOL-KIT STANDARD EMPTY** | **1212423** | 1 | | | |
| **Tool carry case wrap**, equipped with one of each of the following tools:<br>CUTFOX-S VDE I CUTFOX 16 VDE I<br>UNIFOX-C VDE I UNIFOX-P VDE I<br>SZS 0,4X2,5 I SZS 0,5X3,0 I SZS 1,0X4,0 I<br>SZS 1,0X6,5 I SZK PH0 I SZK PH1 I<br>SZK PH2 I PROFIPOL I<br>TOOL-WRAP EMPTY | | | | **TOOL-WRAP** | **1212505** | 1 |
| **Tool carry-on bag,** empty | | | | **TOOL-WRAP EMPTY** | **1212501** | 1 |
| **Tool belt pouch**, equipped with one of each of the following tools:<br><br>CUTFOX-S VDE I CUTFOX 18 I<br>WIREFOX-D 13 I UNIFOX-CE VDE I<br>USS 4 I SZS 0,5X3,0 I SZS 1,0X4,0 I<br>SZS 1,0X5,5 I SZK PH1 I SZK PH2 I<br>Cutting knife I 5 m tape measure I<br>PROFIPOL I TOOL-BELTPOUCH EMPTY | | | | | | |
| **Tool belt pouch,** empty | | | | | | |
| **Tool bag**, equipped with one of each of the following tools:<br><br>CUTFOX S VDE I CUTFOX 18 I<br>WIREFOX 10 VDE I WIREFOX-D 13 I<br>WIREFOX-D 28 I CRIMPFOX-M I<br>CRIMPFOX-M 10/DIE I UNIFOX-CE VDE I<br>UNIFOX-P VDE I UNIFOX WP I<br>SZS 0,4X2,5 I SZS 0,5X3,0 I SZS 1,0X4,0 I<br>SZS 1,0X6,5 I SZK PH0 I SZK PH1 I<br>SZK PH2 I PROFIPOL I USS 4 I<br>Cutting knife I 5 m tape measure I<br>TOOL CARRIER EMPTY | | | | | | |
| **Tool bag,** empty | | | | | | |
| **Tool bag**, with laptop and document compartments, equipped with one of each of the following tools:<br><br>CUTFOX 25 VDE I CUTFOX-S VDE I<br>WIREFOX 10 I WIREFOX-D 40 I<br>CRIMPFOX-M SET I UNIFOX-C VDE I<br>UNIFOX-P VDE I UNIFOX WP I<br>SZS 0,4X2,5 I SZS 0,5X3,0 I SZS 1,0X4,0 I<br>SZS 1,0X6,5 I SZK PH0 I SZK PH1 I<br>SZK PH2 I DUSPOL EXPERT I USS 4 I<br>AI SORTI BOX RD I Cutting knife I<br>5 m tape measure I TOOL-BAG EMPTY | | | | | | |
| **Tool bag,** with document and laptop compartments, empty | | | | | | |

**Tool set in a belt pouch**

Applied for:
GOST

| Ordering data | | |
|---|---|---|
| Type | Order No. | Pcs. / Pkt. |
| TOOL-BELTPOUCH | 1212506 | 1 |
| TOOL-BELTPOUCH EMPTY | 1212502 | 1 |

**Tool set in a shoulder bag**

Applied for:
GOST

| Ordering data | | |
|---|---|---|
| Type | Order No. | Pcs. / Pkt. |
| TOOL-CARRIER | 1212503 | 1 |
| TOOL-CARRIER EMPTY | 1212499 | 1 |

**Tool set in a bag with laptop and document compartments**

Applied for:
GOST

| Ordering data | | |
|---|---|---|
| Type | Order No. | Pcs. / Pkt. |
| TOOL-BAG | 1212504 | 1 |
| TOOL-BAG EMPTY | 1212500 | 1 |

## TOOL fox, tool sets

– We have put together a number of attractive tool sets for you by selecting products from our comprehensive range of professional tools

Applied for:
GOST

| Description | Ordering data | | |
|---|---|---|---|
| | Type | Order No. | Pcs. / Pkt. |
| **Stripping, crimping, and cutting set,** consisting of: cable cutter for copper and aluminum up to 12 mm Ø, stripping tool for stripping multicore signal, control, and fiberglass wires of Ø 2.5 – 11 mm, insulation thickness up to 1 mm,<br>Basic pliers for accommodating dies for different contact types, die, for CRIMPFOX–M, for unshielded RJ45 plugs | **TOOL DATA SET** | **1208856** | 1 |
| **Cutting, stripping, and crimping set,** consisting of: cable cutter for copper and aluminum up to Ø 12 mm, stripping tool for cables and conductors with a cross section of 0.02 – 10 mm², self-adjusting, stripping length of up to 18 mm, cutting capacity of up to 10 mm² stranded/1.5 mm² solid,<br>crimping pliers for ferrules measuring 0.14 – 10 mm² | | | |
| **Stripping, crimping, and screwing set,** consisting of: screwdriver for slotted-head screws,<br>stripping tool for 0.02 – 10 mm² cables and conductors, self-adjusting, stripping length of up to 18 mm, cutting capacity of up to 10 mm² stranded/1.5 mm² solid,<br>crimping pliers for ferrules acc. to DIN 46228 Parts 1+4, 0.5 – 6 mm², front insertion, square crimping<br>Ferrules, CSA-certified, 50 pcs. each of: AI 0,5–8 WH, AI 2,5–8 BU Ferrules, CSA-certified, 100 pcs. each of: AI 0,75–8 GY, AI 1-8 RD, AI 1,5–8 BK | | | |
| **Range box,** made of metal, equipped with ferrules in accordance with DIN 46228–4: 1990–09, CSA-certified<br>500 pieces each of AI 0,25-6 YE, AI 0,34-6 TQ, AI 0,5-8 WH, AI 0,75-8 GY, AI 1-8 RD, AI 1,5-8 BK,<br>300 pieces of AI 2,5-8 BU,<br>200 pieces of AI 4-10 GY,<br>100 pieces of AI 6-12 YE<br>as well as stripping tool for wires and conductors of up to 6 mm²<br>Crimp pliers for ferrules in accordance with DIN 46228, Part 1+4, 0.5 – 6 mm², front insertion, trapezoidal crimp | | | |
| **Range box,** made of metal, equipped with ferrules in accordance with DIN 46228–4: 1990–09, CSA-certified<br>300 pieces of AI 10-12 RD,<br>200 pieces of AI 16-12 BU,<br>100 pieces of AI 25-16 YE<br>as well as stripping tool, for stripping cables of 4.5 - 40 mm,<br>crimping pliers for ferrules in accordance with DIN 46228, Part 1+4, 10 - 25 mm², lateral insertion, WM crimp | | | |
| **Assortment box,** metal, no components mounted | | | |

**Ordering data**

| Type | Order No. | Pcs. / Pkt. |
|---|---|---|
| TOOL SET ALLROUND 2 | 1208843 | 1 |

**Ordering data**

| Type | Order No. | Pcs. / Pkt. |
|---|---|---|
| TOOL-SET ALLROUND 3 | 1208953 | 1 |

**Ordering data**

| Type | Order No. | Pcs. / Pkt. |
|---|---|---|
| CRIMPSET 6 | 1202072 | 1 |
| CRIMPSET 25 | 1202580 | 1 |
| CRIMPSET 6/25 LEER | 1204041 | 1 |

## TOOL fox, screwdriver set



– The SF-SL ... screwdriver sets are available with a variety of contents
– Wall-mountable screwdriver rack included

**Notes:**

Pozidriv®/Supadriv®,
trademarks of European Ind. Serv. Ltd.
Phillips Recess®,
trademark of Phillips Screw Company
Torx®,
trademark of Acument Intellectual Properties, LLC, Troy, Mich.,US

Applied for:
GOST

### Ordering data

| Description | Type | Order No. | Pcs. / Pkt. |
|---|---|---|---|
| **Screwdriver set,** slotted/Phillips Recess® 6-part, incl. rack, contents: 0.5 x 3.0 x 80; 0.8 x 4.0 x 100; 1.0 x 5.5 x 150; 1.2 x 6.5 x 150, PH 1, PH 2 | **SF-SL/PH SET** | **1212541** | 1 |
| **Screwdriver set,** slotted/Pozidriv® cross-recessed, 6-part, incl. rack, contents: 0.5 x 3.0 x 80; 0.8 x 4.0 x 100; 1.0 x 5.5 x 150; 1.2 x 6.5 x 150, PZ 1, PZ 2 | **SF-SL/PZ SET** | **1212542** | 1 |
| **Screwdriver set,** slotted/Pozidriv® cross-recessed, VDE insulated, 6-part, incl. rack, contents: 0.4 x 2.5 x 80; 0.6 x 3.5 x 100; 0.8 x 4.0 x 100; 1.0 x 5.5 x 125; PZ 1, PZ 2 | **SF-SL/PZ SET VDE** | **1212540** | 1 |
| **Screwdriver set,** slotted/Phillips Recess®, VDE insulated, 6-part, incl. rack, contents: 0.4 x 2.5 x 80; 0.6 x 3.5 x 100; 0.8 x 4.0 x 100; 1.0 x 5.5 x 125; PH 1, PH 2 | **SF-SL/PH SET VDE** | **1212539** | 1 |
| **Screwdriver set,** protective insulation integrated into shaft, slotted/Phillips crosshead/combined profile, Pozidriv® + slotted (plus-minus), insulated according to VDE, 7-piece, including rack, set contains the following products: 0.6 x 3.5 x 100; 0.8 x 4.0 x 100; 1.0 x 5.5 x 125; PH1 x 80; PH2 x 100; PZ1 x 80; PZ2 x 100 | **SF-SL/PH/PZ-SL SET S-VDE** | **1212701** | 1 |
| **Screwdriver set,** Torx® with drill bit, 6-part, incl. rack, contents: TX 8 x 60; TX 10 x 80; TX 15 x 80; TX 20 x 100; TX 25 x 100; TX 30 x 115 | **SF-TXH SET** | **1212538** | 1 |
| **Screwdriver set,** Torx®, VDE insulated, 6-part, incl. rack, contents: TX 8 x 80; TX 10 x 80; TX 15 x 80; TX 20 x 80; TX 25 x 100; TX 30 x 100 | **SF-TX SET VDE** | **1212537** | 1 |

## TOOL fox, bit set

– Bit set, in compact plastic box, with quick-change bit holder and the following 25 mm long bits: 0.8 x 5.5, 1.0 x 5.5, 1.2 x 6.5, PH1, PH2, PH3, PZ1, PZ2, PZ3
– Clearly arranged storage
– Bits can be accessed quickly thanks to convenient, one-handed opening mechanism
– Equipped with hardened bits for durability

**Ordering data**

| Description | Type | Order No. | Pcs. / Pkt. |
|---|---|---|---|
| **Bit set,** with SF–UBH universal bit holder, 25 mm long slotted/cross-recessed (PZ and PH) bits, 10-part | **SF-BIT SET** | **1212545** | 10 |
| **Battery-powered screwdriver bit set**, 1 attachment set each in 5.5 mm, 8 mm, 13 mm, adapter to ¼" | **ASD BIT SET HN** | **1209952** | 1 |

## TOOL fox, screwdriver set

– Bit screwdriver set, packed in a practical belt pouch
– Equipped with the most common types of screw bit

**Ordering data**

| Description | Type | Order No. | Pcs. / Pkt. |
|---|---|---|---|
| **Bit screwdriver set with quick-action chuck,** 89 mm long slotted/cross-recessed (PZ and PH)/hex / Torx® bits, 17-part, in folding belt pouch, contents: PH 1,2,3 x 89; PZ 1,2,3 x 89; SL 1.5 x 5.5 x 89; TX 10-30 x 89; SW 3,4,5,6 x 89 | **SF-M SET** | **1212543** | 1 |

## Ferrules without insulating collar, according to DIN 46228–1

- The ferrules without plastic sleeve are made from soft tin-plated electrolytic copper
- The dimensions of the ferrules conform to DIN 46228–1
- The A 0,25.. can also be used to process conductors with a cross section of 0.14 mm²

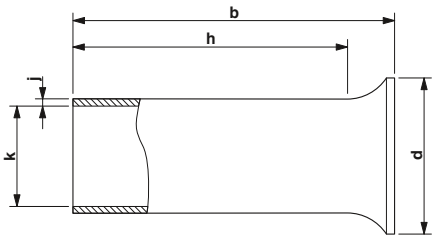

**Notes:**

[1]) These ferrules are not included in DIN 46228–4:1990–09.

**Conductor cross sections from 0.14 to 35 mm²**

### Technical data

| General data | |
|---|---|
| Material / coating | E-CU / tin-plated (galvanic) |

### Ordering data

| Description | Cross section [mm²] | AWG | Color | Dimensions [mm] a | b | d | h | i | j | k | Type | Order No. | Pcs. / Pkt. |
|---|---|---|---|---|---|---|---|---|---|---|---|---|---|
| **Ferrules,** without plastic sleeves, CSA-certified | | | | | | | | | | | | | |
| | 0.25[1]) | 24 | silver | - | 5.00 | 1.70 | 4.30 | - | 0.15 | 0.80 | **A 0,25- 5** | **3202465** | 1000 |
| | 0.25[1]) | 24 | silver | - | 7.00 | 1.70 | 6.30 | - | 0.15 | 0.80 | **A 0,25- 7** | **3202478** | 1000 |
| | 0.34[1]) | 22 | silver | - | 7.00 | 1.80 | 6.30 | - | 0.15 | 0.90 | **A 0,34- 7** | **3009202** | 1000 |
| | 0.5 | 20 | silver | - | 6.00 | 2.10 | 5.30 | - | 0.15 | 1.00 | **A 0,5 - 6** | **3200218** | 1000 |
| | 0.5[1]) | 20 | silver | - | 8.00 | 2.10 | 7.30 | - | 0.15 | 1.00 | **A 0,5 - 8** | **3202481** | 1000 |
| | 0.5 | 20 | silver | - | 10.00 | 2.10 | 9.30 | - | 0.15 | 1.00 | **A 0,5 -10** | **3202494** | 1000 |
| | 0.75 | 18 | silver | - | 6.00 | 2.30 | 5.30 | - | 0.15 | 1.20 | **A 0,75- 6** | **3200221** | 1000 |
| | 0.75[1]) | 18 | silver | - | 8.00 | 2.30 | 7.30 | - | 0.15 | 1.20 | **A 0,75- 8** | **3202504** | 1000 |
| | 0.75 | 18 | silver | - | 10.00 | 2.30 | 9.30 | - | 0.15 | 1.20 | **A 0,75-10** | **3200234** | 1000 |
| | 1 | 18 | silver | - | 6.00 | 2.50 | 5.30 | - | 0.15 | 1.40 | **A 1 - 6** | **3200247** | 1000 |
| | 1[1]) | 18 | silver | - | 8.00 | 2.50 | 7.30 | - | 0.15 | 1.40 | **A 1 - 8** | **3202517** | 1000 |
| | 1 | 18 | silver | - | 10.00 | 2.50 | 9.30 | - | 0.15 | 1.40 | **A 1 -10** | **3200250** | 1000 |
| | 1.5 | 16 | silver | - | 7.00 | 2.80 | 6.00 | - | 0.15 | 1.70 | **A 1,5 - 7** | **3200263** | 1000 |
| | 1.5 | 16 | silver | - | 10.00 | 2.80 | 9.00 | - | 0.15 | 1.80 | **A 1,5 -10** | **3200276** | 1000 |
| | 1.5 | 16 | silver | - | 12.00 | 2.80 | 11.00 | - | 0.15 | 1.70 | **A 1,5 -12** | **3202588** | 1000 |
| | 1.5 | 16 | silver | - | 15.00 | 2.80 | 14.00 | - | 0.15 | 1.70 | **A 1,5 -15** | **3202591** | 1000 |
| | 1.5 | 16 | silver | - | 18.00 | 2.80 | 17.00 | - | 0.15 | 1.70 | **A 1,5 -18** | **3202601** | 1000 |
| | 2.5 | 14 | silver | - | 7.00 | 3.40 | 6.00 | - | 0.15 | 2.20 | **A 2,5 - 7** | **3200289** | 1000 |
| | 2.5 | 14 | silver | - | 12.00 | 3.40 | 11.00 | - | 0.15 | 2.20 | **A 2,5 -12** | **3200292** | 1000 |
| | 2.5 | 14 | silver | - | 18.00 | 3.40 | 17.00 | - | 0.15 | 2.20 | **A 2,5 -18** | **3202821** | 1000 |
| | 4 | 12 | silver | - | 9.00 | 4.00 | 8.00 | - | 0.20 | 2.80 | **A 4 - 9** | **3200302** | 1000 |
| | 4 | 12 | silver | - | 12.00 | 4.00 | 11.00 | - | 0.20 | 2.80 | **A 4 -12** | **3200315** | 1000 |
| | 4 | 12 | silver | - | 18.00 | 4.00 | 17.00 | - | 0.20 | 2.80 | **A 4 -18** | **3202834** | 1000 |
| | 6 | 10 | silver | - | 10.00 | 4.70 | 9.00 | - | 0.20 | 3.50 | **A 6 -10** | **3202520** | 500 |
| | 6 | 10 | silver | - | 12.00 | 4.70 | 11.00 | - | 0.20 | 3.50 | **A 6 -12** | **3200328** | 500 |
| | 10 | 8 | silver | - | 12.00 | 5.80 | 10.80 | - | 0.20 | 4.50 | **A 10 -12** | **3200331** | 500 |
| | 10 | 8 | silver | - | 18.00 | 5.80 | 16.80 | - | 0.20 | 4.50 | **A 10 -18** | **3200344** | 500 |
| | 16 | 6 | silver | - | 12.00 | 7.50 | 10.50 | - | 0.20 | 5.80 | **A 16 -12** | **3200425** | 100 |
| | 25[1]) | 4 | silver | - | 12.00 | 9.50 | 10.00 | - | 0.20 | 7.30 | **A 25 -12** | **3200357** | 100 |
| | 25 | 4 | silver | - | 15.00 | 9.50 | 13.00 | - | 0.20 | 7.30 | **A 25 -15** | **3200360** | 100 |
| | 25 | 4 | silver | - | 18.00 | 9.50 | 16.00 | - | 0.20 | 7.30 | **A 25 -18** | **3200373** | 100 |
| | 25[1]) | 4 | silver | - | 20.00 | 9.50 | 18.00 | - | 0.20 | 7.30 | **A 25 -20** | **3200386** | 100 |
| | 35 | 2 | silver | - | 18.00 | 11.00 | 16.00 | - | 0.20 | 8.30 | **A 35 -18** | **3200399** | 100 |
| | 35[1]) | 2 | silver | - | 20.00 | 11.00 | 18.00 | - | 0.20 | 8.30 | **A 35 -20** | **3200409** | 100 |

## Ferrules with insulating collar, according to DIN 46228–4

- The ferrules with plastic sleeve are made from soft tin-plated electrolytic copper
- The insulation reliability of close connections is increased and the splicing of wires is prevented
- The AI 0,25.. can also be used to process conductors with a cross section of 0.14 mm²

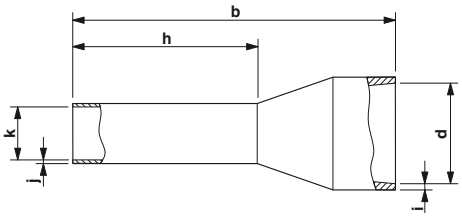

**Conductor cross sections from 0.14 to 120 mm²**

**Notes:**

[1]) These ferrules are not included in DIN 46228–4:1990–09.

| | Technical data | Technical data |
|---|---|---|
| **General data** | | |
| Material / coating | | E-CU / tin-plated (galvanic) |
| Plastic sleeve material | | polypropylene |
| Long/short-term temperature | | 105°C / 120°C |

### Ordering data

| Description | Cross section [mm²] | Cross section AWG | Color | Dimensions [mm] a | b | d | h | i | j | k | Type | Order No. | Pcs. / Pkt. |
|---|---|---|---|---|---|---|---|---|---|---|---|---|---|
| **Ferrules,** with plastic sleeve, color range as per **DIN 46228-4: 1990-09,** CSA-certified | | | | | | | | | | | | | |
| | 0.25[1]) | 22 | yellow | - | 10.50 | 2.00 | 6.00 | 0.25 | 0.15 | 0.80 | **AI 0,25- 6 YE** | **3203024** | 100 |
| | 0.25[1]) | 22 | yellow | - | 12.50 | 2.00 | 8.00 | 0.25 | 0.15 | 0.80 | **AI 0,25- 8 YE** | **3203037** | 100 |
| | 0.5 | 20 | white | - | 12.00 | 2.50 | 6.00 | 0.25 | 0.15 | 1.10 | **AI 0,5 - 6 WH** | **3200687** | 100 |
| | 0.5 | 20 | white | - | 14.00 | 2.50 | 8.00 | 0.25 | 0.15 | 1.10 | **AI 0,5 - 8 WH** | **3200014** | 100 |
| | 0.5 | 20 | white | - | 14.00 | 2.50 | 8.00 | 0.25 | 0.15 | 1.10 | **AI 0,5 - 8 WH -1000** | **3200881** | 1000 |
| | 0.5 | 20 | white | - | 16.00 | 2.50 | 10.00 | 0.25 | 0.15 | 1.10 | **AI 0,5 -10 WH** | **3201275** | 100 |
| | 0.5[1]) | 20 | white | - | 18.00 | 2.50 | 12.00 | 0.25 | 0.15 | 1.10 | **AI 0,5 -12 WH** | **3200506** | 100 |
| | 0.75 | 18 | gray | - | 12.00 | 2.80 | 6.00 | 0.25 | 0.15 | 1.30 | **AI 0,75- 6 GY** | **3200690** | 100 |
| | 0.75 | 18 | gray | - | 14.00 | 2.80 | 8.00 | 0.25 | 0.15 | 1.30 | **AI 0,75- 8 GY** | **3200519** | 100 |
| | 0.75 | 18 | gray | - | 14.00 | 2.80 | 8.00 | 0.25 | 0.15 | 1.30 | **AI 0,75- 8 GY -1000** | **3200894** | 1000 |
| | 0.75 | 18 | gray | - | 16.00 | 2.80 | 10.00 | 0.25 | 0.15 | 1.30 | **AI 0,75-10 GY** | **3201288** | 100 |
| | 0.75 | 18 | gray | - | 18.00 | 2.80 | 12.00 | 0.25 | 0.15 | 1.30 | **AI 0,75-12 GY** | **3200849** | 100 |
| | 1 | 18 | red | - | 12.00 | 3.00 | 6.00 | 0.30 | 0.15 | 1.50 | **AI 1 - 6 RD** | **3200742** | 100 |
| | 1 | 18 | red | - | 14.00 | 3.00 | 8.00 | 0.30 | 0.15 | 1.50 | **AI 1 - 8 RD** | **3200030** | 100 |
| | 1 | 18 | red | - | 14.00 | 3.00 | 8.00 | 0.30 | 0.15 | 1.50 | **AI 1 - 8 RD -1000** | **3200904** | 1000 |
| | 1 | 18 | red | - | 16.00 | 3.00 | 10.00 | 0.30 | 0.15 | 1.50 | **AI 1 -10 RD** | **3200182** | 100 |
| | 1 | 18 | red | - | 18.00 | 3.00 | 12.00 | 0.30 | 0.15 | 1.50 | **AI 1 -12 RD** | **3200674** | 100 |
| | 1.5[1]) | 16 | black | - | 12.00 | 3.40 | 6.00 | 0.30 | 0.15 | 1.80 | **AI 1,5 - 6 BK** | **3200755** | 100 |
| | 1.5 | 16 | black | - | 14.00 | 3.40 | 8.00 | 0.30 | 0.15 | 1.80 | **AI 1,5 - 8 BK** | **3200043** | 100 |
| | 1.5 | 16 | black | - | 14.00 | 3.40 | 8.00 | 0.30 | 0.15 | 1.80 | **AI 1,5 - 8 BK -1000** | **3200917** | 1000 |
| | 1.5 | 16 | black | - | 18.00 | 3.40 | 10.00 | 0.30 | 0.15 | 1.80 | **AI 1,5 -10 BK** | **3200195** | 100 |
| | 1.5 | 16 | black | - | 18.50 | 3.40 | 12.00 | 0.30 | 0.15 | 1.80 | **AI 1,5 -12 BK** | **3201482** | 100 |
| | 1.5 | 16 | black | - | 24.00 | 3.40 | 18.00 | 0.30 | 0.15 | 1.80 | **AI 1,5 -18 BK** | **3200056** | 100 |
| | 2.5 | 14 | blue | - | 14.00 | 4.20 | 8.00 | 0.30 | 0.15 | 2.30 | **AI 2,5 - 8 BU** | **3200522** | 100 |
| | 2.5 | 14 | blue | - | 14.00 | 4.20 | 8.00 | 0.30 | 0.15 | 2.30 | **AI 2,5 - 8 BU -1000** | **3200920** | 1000 |
| | 2.5[1]) | 14 | blue | - | 17.00 | 4.20 | 10.00 | 0.30 | 0.15 | 2.30 | **AI 2,5 -10 BU** | **3202533** | 100 |
| | 2.5 | 14 | blue | - | 18.00 | 4.20 | 12.00 | 0.30 | 0.15 | 2.30 | **AI 2,5 -12 BU** | **3200962** | 100 |
| | 2.5 | 14 | blue | - | 24.00 | 4.20 | 18.00 | 0.30 | 0.15 | 2.30 | **AI 2,5 -18 BU** | **3200580** | 100 |
| | 4 | 12 | gray | - | 17.00 | 4.80 | 10.00 | 0.30 | 0.20 | 2.80 | **AI 4 -10 GY** | **3200535** | 100 |
| | 4 | 12 | gray | - | 19.00 | 4.80 | 12.00 | 0.30 | 0.20 | 2.80 | **AI 4 -12 GY** | **3200959** | 100 |
| | 4 | 12 | gray | - | 26.00 | 4.80 | 18.00 | 0.30 | 0.20 | 2.80 | **AI 4 -18 GY** | **3200593** | 100 |
| | 6 | 10 | yellow | - | 20.00 | 6.20 | 12.00 | 0.30 | 0.20 | 3.50 | **AI 6 -12 YE** | **3200548** | 100 |
| | 6 | 10 | yellow | - | 26.00 | 6.20 | 18.00 | 0.30 | 0.20 | 3.50 | **AI 6 -18 YE** | **3200603** | 100 |
| | 10 | 8 | red | - | 22.00 | 7.50 | 12.00 | 0.30 | 0.20 | 4.60 | **AI 10 -12 RD** | **3200551** | 100 |
| | 10 | 8 | red | - | 28.00 | 7.50 | 18.00 | 0.30 | 0.20 | 4.60 | **AI 10 -18 RD** | **3200616** | 100 |
| | 16 | 6 | blue | - | 24.00 | 8.80 | 12.00 | 0.40 | 0.20 | 5.80 | **AI 16 -12 BU** | **3200564** | 100 |
| | 16 | 6 | blue | - | 28.00 | 8.80 | 18.00 | 0.40 | 0.20 | 5.80 | **AI 16 -18 BU** | **3200629** | 100 |
| | 25 | 4 | yellow | - | 30.00 | 11.00 | 16.00 | 0.50 | 0.20 | 7.30 | **AI 25 -16 YE** | **3200577** | 50 |
| | 25 | 4 | yellow | - | 32.00 | 11.00 | 18.00 | 0.50 | 0.20 | 7.30 | **AI 25 -18 YE** | **3201505** | 50 |
| | 25 | 4 | yellow | - | 35.00 | 11.00 | 22.00 | 0.50 | 0.20 | 7.30 | **AI 25 -22 YE** | **3200700** | 50 |
| | 35 | 2 | red | - | 30.00 | 12.50 | 16.00 | 0.50 | 0.20 | 8.30 | **AI 35 -16 RD** | **3200441** | 50 |
| | 35 | 2 | red | - | 32.00 | 12.50 | 18.00 | 0.50 | 0.20 | 8.30 | **AI 35 -18 RD** | **3201495** | 50 |
| | 35 | 2 | red | - | 39.00 | 12.50 | 25.00 | 0.50 | 0.20 | 8.30 | **AI 35 -25 RD** | **3200713** | 50 |
| | 50 | 1/0 | blue | - | 36.00 | 15.00 | 20.00 | 0.60 | 0.35 | 10.30 | **AI 50 -20 BU** | **3200454** | 50 |
| | 50 | 1/0 | blue | - | 40.00 | 15.00 | 25.00 | 0.60 | 0.35 | 10.30 | **AI 50 -25 BU** | **3200726** | 25 |
| | 70[1]) | 2 | yellow | - | 37.00 | 16.00 | 20.00 | 0.60 | 0.35 | 12.70 | **AI 70 -20 YE** | **3201848** | 25 |
| | 95[1]) | 4 | red | - | 44.00 | 18.00 | 25.00 | 0.60 | 0.35 | 14.70 | **AI 95 -25 RD** | **3201853** | 25 |
| | 120[1]) | 5 | blue | - | 48.00 | 21.00 | 27.00 | 0.70 | 0.45 | 16.70 | **AI120 -27 BU** | **3201822** | 25 |

## Ferrules with insulating collar with color code in acc. with NF C 63–023

- In terms of dimensions, these ferrules conform to DIN 46228–4: 1990–09
- The color code of the plastic insulating collar is based on the French standard NF C 63–023: 1994–02
- The metal sleeves are made from soft tin-plated electrolytic copper

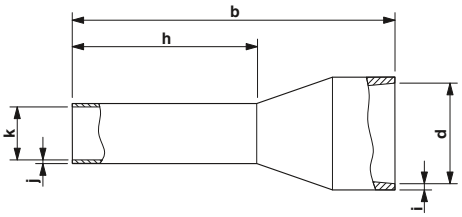

**Notes:**

[1]) These ferrules are not included in DIN 46228–4:1990–09.

**Conductor cross sections from 0.5 to 50 mm²**

### Technical data

| General data | |
|---|---|
| Material / coating | E-CU / tin-plated (galvanic) |
| Plastic sleeve material | polypropylene |
| Long/short-term temperature | 105°C / 120°C |

### Ordering data

| Description | Cross section [mm²] | AWG | Color | Dimensions [mm] a | b | d | h | i | j | k | Type | Order No. | Pcs. / Pkt. |
|---|---|---|---|---|---|---|---|---|---|---|---|---|---|
| **Ferrules,** with plastic sleeve, color code as per NF C 63-023: 1994-02, CSA-certified | | | | | | | | | | | | | |
| | 0.5 | 20 | white | - | 12.00 | 2.50 | 6.00 | 0.25 | 0.15 | 1.10 | **AI 0,5 - 6 WH** | **3200687** | 100 |
| | 0.5 | 20 | white | - | 14.00 | 2.50 | 8.00 | 0.25 | 0.15 | 1.10 | **AI 0,5 - 8 WH** | **3200014** | 100 |
| | 0.5 | 20 | white | - | 14.00 | 2.50 | 8.00 | 0.25 | 0.15 | 1.10 | **AI 0,5 - 8 WH -1000** | **3200881** | 1000 |
| | 0.5 | 20 | white | - | 16.00 | 2.50 | 10.00 | 0.25 | 0.15 | 1.10 | **AI 0,5 -10 WH** | **3201275** | 100 |
| | 0.5[1]) | 20 | white | - | 18.00 | 2.50 | 12.00 | 0.25 | 0.15 | 1.10 | **AI 0,5 -12 WH** | **3200506** | 100 |
| | 0.75 | 18 | blue | - | 14.00 | 2.80 | 8.00 | 0.25 | 0.15 | 1.30 | **AI 0,75- 8 BU** | **3200027** | 100 |
| | 1 | 18 | red | - | 12.00 | 3.00 | 6.00 | 0.30 | 0.15 | 1.50 | **AI 1 - 6 RD** | **3200742** | 100 |
| | 1 | 18 | red | - | 14.00 | 3.00 | 8.00 | 0.30 | 0.15 | 1.50 | **AI 1 - 8 RD** | **3200030** | 100 |
| | 1 | 18 | red | - | 14.00 | 3.00 | 8.00 | 0.30 | 0.15 | 1.50 | **AI 1 - 8 RD -1000** | **3200904** | 1000 |
| | 1 | 18 | red | - | 16.00 | 3.00 | 10.00 | 0.30 | 0.15 | 1.50 | **AI 1 -10 RD** | **3200182** | 100 |
| | 1 | 18 | red | - | 18.00 | 3.00 | 12.00 | 0.30 | 0.15 | 1.50 | **AI 1 -12 RD** | **3200674** | 100 |
| | 1.5[1]) | 16 | black | - | 12.00 | 3.40 | 6.00 | 0.30 | 0.15 | 1.80 | **AI 1,5 - 6 BK** | **3200755** | 100 |
| | 1.5 | 16 | black | - | 14.00 | 3.40 | 8.00 | 0.30 | 0.15 | 1.80 | **AI 1,5 - 8 BK** | **3200043** | 100 |
| | 1.5 | 16 | black | - | 14.00 | 3.40 | 8.00 | 0.30 | 0.15 | 1.80 | **AI 1,5 - 8 BK -1000** | **3200917** | 1000 |
| | 1.5 | 16 | black | - | 18.00 | 3.40 | 10.00 | 0.30 | 0.15 | 1.80 | **AI 1,5 -10 BK** | **3200195** | 100 |
| | 1.5 | 16 | black | - | 18.50 | 3.40 | 12.00 | 0.30 | 0.15 | 1.80 | **AI 1,5 -12 BK** | **3201482** | 100 |
| | 1.5 | 16 | black | - | 24.00 | 3.40 | 18.00 | 0.30 | 0.15 | 1.80 | **AI 1,5 -18 BK** | **3200056** | 100 |
| | 2.5 | 14 | gray | - | 14.00 | 4.20 | 8.00 | 0.30 | 0.15 | 2.30 | **AI 2,5 - 8 GY** | **3200069** | 100 |
| | 2.5 | 14 | gray | - | 18.00 | 4.20 | 12.00 | 0.30 | 0.15 | 2.30 | **AI 2,5 -12 GY** | **3200205** | 100 |
| | 2.5 | 14 | gray | - | 24.00 | 4.20 | 18.00 | 0.30 | 0.15 | 2.30 | **AI 2,5 -18 GY** | **3200072** | 100 |
| | 4 | 12 | orange | - | 17.00 | 4.80 | 10.00 | 0.30 | 0.20 | 2.80 | **AI 4 -10 OG** | **3200085** | 100 |
| | 4 | 12 | orange | - | 19.00 | 4.80 | 12.00 | 0.30 | 0.20 | 2.80 | **AI 4 -12 OG** | **3200438** | 100 |
| | 4 | 12 | orange | - | 26.00 | 4.80 | 18.00 | 0.30 | 0.20 | 2.80 | **AI 4 -18 OG** | **3200098** | 100 |
| | 6 | 10 | green | - | 20.00 | 6.20 | 12.00 | 0.30 | 0.20 | 3.50 | **AI 6 -12 GN** | **3200108** | 100 |
| | 6 | 10 | green | - | 26.00 | 6.20 | 18.00 | 0.30 | 0.20 | 3.50 | **AI 6 -18 GN** | **3200111** | 100 |
| | 10 | 8 | brown | - | 22.00 | 7.50 | 12.00 | 0.30 | 0.20 | 4.60 | **AI 10 -12 BN** | **3200124** | 100 |
| | 10 | 8 | brown | - | 28.00 | 7.50 | 18.00 | 0.30 | 0.20 | 4.60 | **AI 10 -18 BN** | **3200137** | 100 |
| | 16 | 6 | ivory | - | 24.00 | 8.80 | 12.00 | 0.40 | 0.20 | 5.80 | **AI 16 -12 IV** | **3201181** | 100 |
| | 25 | 4 | black | - | 30.00 | 11.00 | 16.00 | 0.50 | 0.20 | 7.30 | **AI 25 -16 BK** | **3200412** | 50 |
| | 25 | 4 | black | - | 35.00 | 11.00 | 22.00 | 0.50 | 0.20 | 7.30 | **AI 25 -22 BK** | **3200739** | 50 |
| | 35 | 2 | red | - | 30.00 | 12.50 | 16.00 | 0.50 | 0.20 | 8.30 | **AI 35 -16 RD** | **3200441** | 50 |
| | 35 | 2 | red | - | 39.00 | 12.50 | 25.00 | 0.50 | 0.20 | 8.30 | **AI 35 -25 RD** | **3200713** | 50 |
| | 50 | 1/0 | blue | - | 36.00 | 15.00 | 20.00 | 0.60 | 0.35 | 10.30 | **AI 50 -20 BU** | **3200454** | 50 |
| | 50 | 1/0 | blue | - | 40.00 | 15.00 | 25.00 | 0.60 | 0.35 | 10.30 | **AI 50 -25 BU** | **3200726** | 25 |

## Ferrules with insulating collar in special colors

- The ferrules with plastic sleeve are made from soft tin-plated electrolytic copper
- In terms of dimensions, they conform to DIN 46228–4: 1990–09
- The AI 0,25.. can also be used to process conductors with a cross section of 0.14 mm²

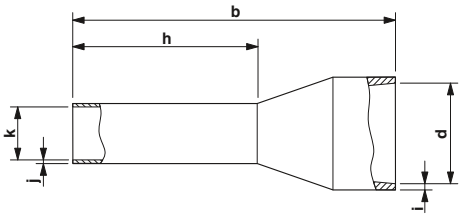

**Conductor cross sections from 0.14 to 120 mm²**

**Notes:**

[1]) These ferrules are not included in DIN 46228–4:1990–09.

### Technical data

| General data | |
|---|---|
| Material / coating | E-CU / tin-plated (galvanic) |
| Plastic sleeve material | polypropylene |
| Long/short-term temperature | 105°C / 120°C |

### Ordering data

| Description | Cross section [mm²] | Cross section AWG | Color | Dimensions [mm] a | b | d | h | i | j | k | Type | Order No. | Pcs. / Pkt. |
|---|---|---|---|---|---|---|---|---|---|---|---|---|---|
| **Ferrules,** with plastic sleeve, special colors, CSA-certified | | | | | | | | | | | | | |
| | 0.25[1]) | 22 | blue | - | 10.50 | 2.00 | 6.00 | 0.25 | 0.15 | 0.80 | **AI 0,25- 6 BU** | **3203040** | 100 |
| | 0.25[1]) | 22 | blue | - | 16.50 | 2.00 | 12.00 | 0.25 | 0.15 | 0.80 | **AI 0,25-12 BU** | **3200632** | 100 |
| | 0.34[1]) | 22 | turquoise | - | 10.50 | 2.00 | 6.00 | 0.25 | 0.15 | 0.80 | **AI 0,34- 6 TQ** | **3203053** | 100 |
| | 0.34[1]) | 22 | turquoise | - | 12.50 | 2.00 | 8.00 | 0.25 | 0.15 | 0.80 | **AI 0,34- 8 TQ** | **3203066** | 100 |
| | 0.34[1]) | 22 | turquoise | - | 16.50 | 2.00 | 12.00 | 0.25 | 0.25 | 0.80 | **AI 0,34-12 TQ** | **3200645** | 100 |
| | 0.5 | 20 | orange | - | 12.00 | 2.50 | 6.00 | 0.25 | 0.15 | 1.10 | **AI 0,5 - 6 OG** | **3201301** | 100 |
| | 0.5 | 20 | orange | - | 14.00 | 2.50 | 8.00 | 0.25 | 0.15 | 1.10 | **AI 0,5 - 8 OG** | **3201123** | 100 |
| | 0.75 | 18 | white | - | 12.00 | 2.80 | 6.00 | 0.25 | 0.15 | 1.30 | **AI 0,75- 6 WH** | **3201314** | 100 |
| | 0.75 | 18 | white | - | 14.00 | 2.80 | 8.00 | 0.25 | 0.15 | 1.30 | **AI 0,75- 8 WH** | **3201110** | 100 |
| | 1 | 18 | yellow | - | 12.00 | 3.00 | 6.00 | 0.30 | 0.15 | 1.50 | **AI 1 - 6 YE** | **3201327** | 100 |
| | 1 | 18 | yellow | - | 14.00 | 3.00 | 8.00 | 0.30 | 0.15 | 1.50 | **AI 1 - 8 YE** | **3201097** | 100 |
| | 1.5 | 16 | red | - | 14.00 | 3.40 | 8.00 | 0.30 | 0.15 | 1.80 | **AI 1,5 - 8 RD** | **3201136** | 100 |
| | 2.5 | 14 | blue | - | 14.00 | 4.20 | 8.00 | 0.30 | 0.15 | 2.30 | **AI 2,5 - 8 BU** | **3200522** | 100 |
| | 2.5 | 14 | blue | - | 14.00 | 4.20 | 8.00 | 0.30 | 0.15 | 2.30 | **AI 2,5 - 8 BU -1000** | **3200920** | 1000 |
| | 2.5 | 14 | blue | - | 18.00 | 4.20 | 12.00 | 0.30 | 0.15 | 2.30 | **AI 2,5 -12 BU** | **3200962** | 100 |
| | 2.5 | 14 | blue | - | 24.00 | 4.20 | 18.00 | 0.30 | 0.15 | 2.30 | **AI 2,5 -18 BU** | **3200580** | 100 |
| | 4 | 12 | gray | - | 17.00 | 4.80 | 10.00 | 0.30 | 0.20 | 2.80 | **AI 4 -10 GY** | **3200535** | 100 |
| | 4 | 12 | gray | - | 19.00 | 4.80 | 12.00 | 0.30 | 0.20 | 2.80 | **AI 4 -12 GY** | **3200959** | 100 |
| | 4 | 12 | gray | - | 26.00 | 4.80 | 18.00 | 0.30 | 0.20 | 2.80 | **AI 4 -18 GY** | **3200593** | 100 |
| | 6 | 10 | black | - | 20.00 | 6.20 | 12.00 | 0.30 | 0.20 | 3.50 | **AI 6 -12 BK** | **3201107** | 100 |
| | 10 | 8 | ivory | - | 22.00 | 7.50 | 12.00 | 0.30 | 0.20 | 4.60 | **AI 10 -12 IV** | **3201068** | 100 |
| | 16 | 6 | green | - | 24.00 | 8.80 | 12.00 | 0.40 | 0.20 | 5.80 | **AI 16 -12 GN** | **3201152** | 100 |
| | 16 | 6 | green | - | 28.00 | 8.80 | 18.00 | 0.40 | 0.20 | 5.80 | **AI 16 -18 GN** | **3201330** | 100 |
| | 25 | 4 | brown | - | 30.00 | 11.00 | 16.00 | 0.50 | 0.20 | 7.30 | **AI 25 -16 BN** | **3201084** | 50 |
| | 35 | 2 | beige | - | 30.00 | 12.50 | 16.00 | 0.50 | 0.20 | 8.30 | **AI 35 -16 BE** | **3201071** | 50 |
| | 50 | 1/0 | olive | - | 36.00 | 15.00 | 20.00 | 0.60 | 0.35 | 10.30 | **AI 50 -20 OL** | **3201178** | 50 |
| | 95[1]) | 4 | red | - | 44.00 | 18.00 | 25.00 | 0.60 | 0.35 | 14.70 | **AI 95 -25 RD** | **3201853** | 25 |
| | 120[1]) | 5 | blue | - | 48.00 | 21.00 | 27.00 | 0.70 | 0.45 | 16.70 | **AI120 -27 BU** | **3201822** | 25 |

## Ferrules for special applications

- These ferrules enable practical crimping of conductors with increased insulation
- Due to the increased diameter of the insulating collar, this type of ferrule is specifically used with AWG cables

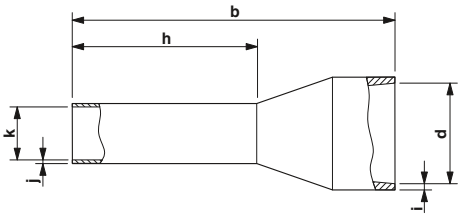

**Conductor cross sections from 0.5 to 1.5 mm²**

| | Technical data | Technical data |
|---|---|---|
| **General data** | | |
| Material / coating | | E-CU / tin-plated (galvanic) |
| Plastic sleeve material | | polypropylene |
| Long/short-term temperature | | 105°C / 120°C |

**Ordering data**

| Description | Cross section [mm²] | Cross section AWG | Color | Dimensions [mm] a | b | d | h | i | j | k | Type | Order No. | Pcs. / Pkt. |
|---|---|---|---|---|---|---|---|---|---|---|---|---|---|
| **Ferrules,** with plastic sleeves, CSA-certified | | | | | | | | | | | | | |
| | 0.5 | 20 | white | - | 13.50 | 3.00 | 8.00 | 0.25 | 0.15 | 1.10 | **AI 0,5 - 8 WH-GB** | **1208966** | 500 |
| | 0.5 | 20 | white | - | 15.50 | 3.00 | 10.00 | 0.25 | 0.15 | 1.10 | **AI 0,5-10 WH-GB** | **3203150** | 100 |
| | 0.75 | 18 | gray | - | 14.00 | 3.40 | 8.00 | 0.25 | 0.15 | 1.30 | **AI 0,75- 8 GY-GB** | **1208979** | 500 |
| | 0.75 | 18 | gray | - | 16.00 | 3.40 | 10.00 | 0.25 | 0.15 | 1.30 | **AI 0,75-10 GY-GB** | **3203163** | 100 |
| | 1 | 18 | red | - | 14.00 | 3.40 | 8.00 | 0.30 | 0.15 | 1.50 | **AI 1 - 8 RD-GB** | **1208982** | 500 |
| | 1 | 18 | red | - | 16.00 | 3.40 | 10.00 | 0.30 | 0.15 | 1.50 | **AI 1 -10 RD-GB-1000** | **1208869** | 1000 |
| | 1.5 | 16 | black | - | 14.00 | 3.70 | 8.00 | 0.30 | 0.15 | 1.80 | **AI 1,5 - 8 BK-GB-1000** | **3202892** | 1000 |
| | 1.5 | 16 | black | - | 16.00 | 3.70 | 10.00 | 0.30 | 0.15 | 1.80 | **AI 1,5 -10 BK-GB-1000** | **1208872** | 1000 |

## Ferrules for special applications

- These ferrules can be used for short-circuit-proof cables
- Previous methods of achieving correct conductor insulation are much more time consuming

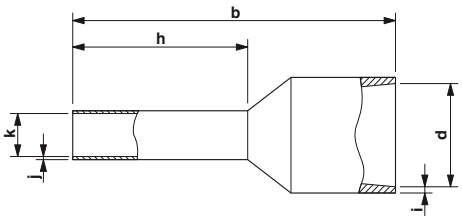

**Conductor cross sections from 1.5 to 16 mm²**

| | Technical data | Technical data |
|---|---|---|
| **General data** | | |
| Material / coating | | E-CU / tin-plated (galvanic) |
| Plastic sleeve material | | polypropylene |
| Long/short-term temperature | | 105°C / 120°C |

### Ordering data

| Description | Cross section [mm²] | AWG | Color | Dimensions [mm] a | b | d | h | i | j | k | Type | Order No. | Pcs. / Pkt. |
|---|---|---|---|---|---|---|---|---|---|---|---|---|---|
| **Ferrules,** with plastic sleeve, color range as per **DIN 46228-4: 1990-09,** CSA-certified | | | | | | | | | | | | | |
| | 1.5 | 16 | black | - | 17.50 | 7.00 | 8.00 | 0.30 | 0.15 | 1.80 | **AI-XL 1,5- 8 BK** | **3201916** | 100 |
| | 1.5 | 16 | black | - | 19.50 | 7.00 | 10.00 | 0.30 | 0.15 | 1.80 | **AI-XL 1,5-10 BK** | **3201974** | 100 |
| | 2.5 | 14 | blue | - | 17.50 | 7.90 | 8.00 | 0.30 | 0.15 | 2.30 | **AI-XL 2,5- 8 BU** | **3201929** | 100 |
| | 2.5 | 14 | blue | - | 21.50 | 7.90 | 12.00 | 0.30 | 0.15 | 2.30 | **AI-XL 2,5-12 BU** | **3201987** | 100 |
| | 4 | 12 | gray | - | 19.50 | 7.90 | 10.00 | 0.30 | 0.20 | 2.90 | **AI-XL 4 -10 GY** | **3201932** | 100 |
| | 6 | 10 | yellow | - | 23.00 | 8.70 | 12.00 | 0.30 | 0.20 | 3.60 | **AI-XL 6 -12 YE** | **3201945** | 100 |
| | 10 | 8 | red | - | 24.00 | 10.20 | 12.00 | 0.30 | 0.20 | 4.60 | **AI-XL 10 -12 RD** | **3201958** | 100 |
| | 16 | 6 | blue | - | 25.50 | 12.50 | 12.00 | 0.40 | 0.20 | 6.00 | **AI-XL 16 -12 BU** | **3201961** | 100 |

## Ferrules for special applications

- The TWIN ferrules provide a practical way of crimping two conductors in one ferrule
- These special ferrules allow chain bridges to be set up with ease
- Different versions of the individual TWIN ferrules can be selected for specific applications

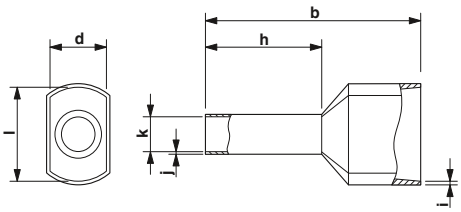

**Conductor cross sections from 2 x 0.5 to 2 x 16 mm²**

| | | | Technical data | | | | | | | Technical data | | |
|---|---|---|---|---|---|---|---|---|---|---|---|---|
| **General data** | | | | | | | | | | | | |
| Material / coating | | | | | | | | | | E-CU / tin-plated (galvanic) | | |
| Plastic sleeve material | | | | | | | | | | polypropylene | | |
| Long/short-term temperature | | | | | | | | | | 105°C / 120°C | | |
| | | | | | | | | | | **Ordering data** | | |
| Description | Cross section [mm²] | Cross section AWG | Color | Dimensions [mm] b | d | h | i | j | k | l | Type | Order No. | Pcs. / Pkt. |
| **Ferrules,** with plastic sleeve, color range as per **DIN 46228-4: 1990-09,** CSA-certified | | | | | | | | | | | | | |
| | 2 x 0.5 | 2 x 20 | white | 15.00 | 2.50 | 8.00 | 0.25 | 0.15 | 1.50 | 4.70 | **AI-TWIN 2X 0,5 - 8 WH** | **3200933** | 100 |
| | 2 x 0.75 | 2 x 18 | gray | 15.00 | 2.80 | 8.00 | 0.25 | 0.15 | 1.80 | 5.00 | **AI-TWIN 2X 0,75- 8 GY** | **3200807** | 100 |
| | 2 x 0.75 | 2 x 18 | gray | 17.00 | 2.80 | 10.00 | 0.25 | 0.15 | 1.80 | 5.00 | **AI-TWIN 2X 0,75-10 GY** | **3200975** | 100 |
| | 2 x 1 | 2 x 18 | red | 15.00 | 3.40 | 8.00 | 0.30 | 0.15 | 2.05 | 5.40 | **AI-TWIN 2X 1 - 8 RD** | **3200810** | 100 |
| | 2 x 1 | 2 x 18 | red | 17.00 | 3.40 | 10.00 | 0.30 | 0.15 | 2.05 | 5.40 | **AI-TWIN 2X 1 -10 RD** | **3200988** | 100 |
| | 2 x 1 | 2 x 18 | red | 17.00 | 3.40 | 12.00 | 0.30 | 0.15 | 2.05 | 5.40 | **AI-TWIN 2X1-12 RD** | **3240679** | 100 |
| | 2 x 1.5 | 2 x 16 | black | 16.00 | 3.60 | 8.00 | 0.30 | 0.15 | 2.30 | 6.60 | **AI-TWIN 2X 1,5 - 8 BK** | **3200823** | 100 |
| | 2 x 1.5 | 2 x 16 | black | 18.00 | 3.60 | 10.00 | 0.30 | 0.15 | 2.30 | 6.60 | **AI-TWIN 2X 1,5 -10 BK** | **3201534** | 100 |
| | 2 x 1.5 | 2 x 16 | black | 20.00 | 3.60 | 12.00 | 0.30 | 0.15 | 2.30 | 6.60 | **AI-TWIN 2X 1,5 -12 BK** | **3200991** | 100 |
| | 2 x 2.5 | 2 x 14 | blue | 18.50 | 4.20 | 10.00 | 0.30 | 0.20 | 2.90 | 7.80 | **AI-TWIN 2X 2,5 -10 BU** | **3200836** | 100 |
| | 2 x 2.5 | 2 x 14 | blue | 21.50 | 4.20 | 13.00 | 0.30 | 0.20 | 2.90 | 7.80 | **AI-TWIN 2X 2,5 -13 BU** | **3200878** | 100 |
| | 2 x 4 | 2 x 12 | gray | 23.00 | 4.90 | 12.00 | 0.30 | 0.20 | 3.80 | 8.80 | **AI-TWIN 2X 4 -12 GY** | **3201000** | 100 |
| | 2 x 6 | 2 x 10 | yellow | 25.00 | 5.90 | 14.00 | 0.40 | 0.20 | 4.90 | 10.00 | **AI-TWIN 2X 6 -14 YE** | **3201013** | 100 |
| | 2 x 10 | 2 x 8 | red | 26.00 | 7.20 | 14.00 | 0.40 | 0.20 | 6.50 | 13.00 | **AI-TWIN 2X10 -14 RD** | **3201026** | 100 |
| | 2 x 16 | 2 x 6 | blue | 31.00 | 8.80 | 16.00 | 0.50 | 0.20 | 8.50 | 16.60 | **AI-TWIN 2X16 -16 BU** | **3202847** | 50 |
| **Ferrules,** with plastic sleeve, color range according to NF C 63-023, CSA-certified | | | | | | | | | | | | | |
| | 2 x 0.75 | 18 | blue | 15.00 | 2.80 | 8.00 | 0.25 | 0.15 | 1.80 | 5.00 | **AI-TWIN 2X0,75-8 BU** | **3240668** | 100 |
| | 2 x 2.5 | 14 | gray | 18.50 | 4.20 | 10.00 | 0.30 | 0.20 | 2.90 | 7.80 | **AI-TWIN 2X2,5-10 GY** | **3240669** | 100 |

## Ferrules with plastic sleeve, taped, supplied on large coils

– Ferrules in tape format for automatic processing
– The ferrules are supplied on large coils, each containing a quantity of up to 3000

**Conductor cross section of 0.5 - 2.5 mm²**

| | Technical data | Technical data |
|---|---|---|
| **General data** | | |
| Material / coating | | E-CU / tin-plated (galvanic) |
| Plastic sleeve material | | polypropylene |
| Long/short-term temperature | | 105°C / 120°C |

| Description | Cross section [mm²] | Cross section AWG | Color | Dimensions [mm] a | b | d | h | i | j | k | Type | Order No. | Pcs. / Pkt. |
|---|---|---|---|---|---|---|---|---|---|---|---|---|---|
| **Taped ferrules,** with plastic sleeve, large coils for automatic processing, color range acc. to DIN 46228–4: 1990–09, CSA certified | | | | | | | | | | | | | |
| | 0.5 | 20 | white | - | 14.00 | 2.50 | 8.00 | 0.25 | 0.15 | 1.10 | **AI 0,5-8 WH-B 3000** | **3240663** | 3000 |
| | 0.75 | 18 | gray | - | 14.00 | 2.80 | 8.00 | 0.25 | 0.15 | 1.30 | **AI 0,75-8 GY-B 3000** | **3240664** | 3000 |
| | 1 | 18 | red | - | 14.00 | 3.00 | 8.00 | 0.30 | 0.15 | 1.50 | **AI 1-8 RD-B 3000** | **3240665** | 3000 |
| | 1.5 | 16 | black | - | 14.00 | 3.40 | 8.00 | 0.30 | 0.15 | 1.80 | **AI 1,5-8 BK-B 2500** | **3240666** | 2500 |
| | 2.5 | 14 | blue | - | 14.00 | 4.20 | 8.00 | 0.30 | 0.15 | 2.30 | **AI 2,5-8 BU-B 1500** | **3240667** | 1500 |

## Assortment boxes containing ferrules

- The practical assortment boxes are designed to keep your workshop tidy
- Color coding and the transparent cover facilitate fast access to the required ferrules.
- Using the integrated euro-clip, they can be hung up on perforated board walls, for example, to save space

### Ordering data

| Description | Color | Type | Order No. | Pcs. / Pkt. |
|---|---|---|---|---|
| **Assortment box,** equipped with ferrules in accordance with DIN 46228-4, CSA-certified<br>500 pcs. each of AI 0,5-8 WH, AI 2,5-8 BU,<br>100 pcs. each of AI 0,75-8 GY, AI 1-8 RD, AI 1,5-8 BK | red | **AI SORTI BOX RD** | **3202960** | 1 |
| **Assortment box,** equipped with ferrules in accordance with DIN 46228-4, CSA-certified<br>50 pcs. of AI 4-10 GY,<br>20 pcs. each of AI 6-12 YE, AI 10-12 RD,<br>10 pcs. of AI 16-12 BU | anthracite | **AI SORTI BOX ANT** | **3202973** | 1 |
| **Assortment box,** equipped with TWIN ferrules in accordance with DIN 46228-4, CSA-certified<br>500 pcs. each of AI-TWIN 2x0,5-8 WH, AI-TWIN 2x0,75-8 GY, AI-TWIN 2x1-8 RD, AI-TWIN 2x1,5-8 BK<br>25 pcs.of AI-TWIN 2x2,5-10 BU | blue | **AI-TWIN SORTI BOX BU** | **3202986** | 1 |
| **Assortment box,** equipped with TWIN ferrules in accordance with DIN 46228-4, CSA-certified<br>20 pcs. of AI-TWIN 2x4-12 GY,<br>10 pcs. each of AI-TWIN 2x6-14 YE, AI-TWIN 2x10-14 RD | gray | **AI-TWIN SORTI BOX GY** | **3202999** | 1 |
| **Assortment box,** empty, with five compartments | light gray | **AI SORTI BOX-E LGY** | **3203008** | 10 |

## Ferrule set with tools

– Stripping and crimping set with a selection of CSA/CSA-certified ferrules

| Description | Ordering data | | |
|---|---|---|---|
| | Type | Order No. | Pcs. / Pkt. |
| **Assortment box,** made of metal, equipped with ferrules in accordance with DIN 46228–4: 1990–09, CSA-certified<br>500 pieces each of AI 0,25-6 YE, AI 0,34-6 TQ, AI 0,5-8 WH, AI 0,75-8 GY, AI 1-8 RD, AI 1,5-8 BK,<br>300 pieces of AI 2,5-8 BU,<br>200 pieces of AI 4-10 GY,<br>100 pieces of AI 6-12 YE<br>as well as stripping tool for cables and conductors of up to 6 mm²<br>Crimp pliers for ferrules in accordance with DIN 46228, Part 1+4, 0.5 – 6 mm², front insertion, trapezoidal crimp | **CRIMPSET 6** | **1202072** | 1 |
| **Assortment box,** made of metal, equipped with ferrules in accordance with DIN 46228–4: 1990–09, CSA-certified<br>300 pieces of AI 10-12 RD,<br>200 pieces of AI 16-12 BU,<br>100 pieces of AI 25-16 YE<br>as well as stripping tool, for stripping cables of 4.5 - 40 mm,<br>Crimp pliers for ferrules in accordance with DIN 46228, Part 1+4, 10 - 25 mm², lateral insertion, WM crimp | **CRIMPSET 25** | **1202580** | 1 |
| **Assortment box,** metal, no components mounted | **CRIMPSET 6/25 LEER** | **1204041** | 1 |

## Ring cable lugs, uninsulated

- The ring cable lugs without plastic sleeve are made from high-quality tin-plated electrolytic copper for maximum protection against corrosion
- The hard-soldered press zone enables maximum conductor extraction values to be achieved
- The CRIMPFOX-RC... tools from our CRIMPFOX range of crimping pliers are available for optimum crimping

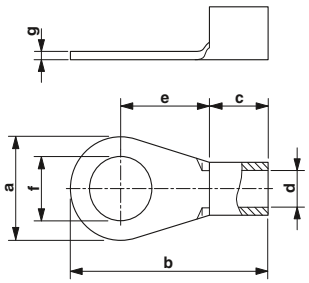

**Conductor cross sections from 0.5 to 240 mm²**

| | Technical data | Technical data |
|---|---|---|
| **General data** | | |
| Material / coating | | Copper / Tin-plated |
| Temperature range [°C] | | ... 110 |

| Description | Cross section [mm²] | Cross section AWG | Color | Dimensions [mm] a | b | c | d | e | f | g | Type | Order No. | Pcs. / Pkt. |
|---|---|---|---|---|---|---|---|---|---|---|---|---|---|
| **Ring cable lug,** uninsulated, as per DIN 46234 | | | | | | | | | | | | | |
| | 0.5 - 1 | 20 - 18 | silver | 6.00 | 14.00 | 5.00 | 1.60 | 6.00 | 2.80 | 0.80 | **C-RC 1/M2,5 DIN** | **3240069** | 100 |
| | 0.5 - 1 | 20 - 18 | silver | 6.00 | 14.00 | 5.00 | 1.60 | 6.00 | 3.20 | 0.80 | **C-RC 1/M3 DIN** | **3240070** | 100 |
| | 0.5 - 1 | 20 - 18 | silver | 6.00 | 14.00 | 5.00 | 1.60 | 6.00 | 3.70 | 0.80 | **C-RC 1/M3,5 DIN** | **3240071** | 100 |
| | 0.5 - 1 | 20 - 18 | silver | 8.00 | 16.00 | 5.00 | 1.60 | 7.00 | 4.30 | 0.80 | **C-RC 1/M4 DIN** | **3240072** | 100 |
| | 0.5 - 1 | 20 - 18 | silver | 10.00 | 18.00 | 5.00 | 1.60 | 8.00 | 5.30 | 0.80 | **C-RC 1/M5 DIN** | **3240073** | 100 |
| | 0.5 - 1 | 20 - 18 | silver | 10.00 | 18.00 | 5.00 | 1.60 | 8.00 | 6.50 | 0.80 | **C-RC 1/M6 DIN** | **3240074** | 100 |
| | 0.5 - 1 | 20 - 18 | silver | 11.60 | 22.00 | 5.00 | 1.60 | 12.00 | 8.40 | 0.80 | **C-RC 1/M8 DIN** | **3240075** | 100 |
| | 1 - 2.5 | 18 - 14 | silver | 6.00 | 14.00 | 5.00 | 2.30 | 6.00 | 3.20 | 0.80 | **C-RC 2,5/M3 DIN** | **3240076** | 100 |
| | 1 - 2.5 | 18 - 14 | silver | 6.00 | 14.00 | 5.00 | 2.30 | 6.00 | 3.70 | 0.80 | **C-RC 2,5/M3,5 DIN** | **3240077** | 100 |
| | 1 - 2.5 | 18 - 14 | silver | 8.00 | 16.00 | 5.00 | 2.30 | 7.00 | 4.30 | 0.80 | **C-RC 2,5/M4 DIN** | **3240078** | 100 |
| | 1 - 2.5 | 18 - 14 | silver | 10.00 | 19.00 | 5.00 | 2.30 | 9.00 | 5.30 | 0.80 | **C-RC 2,5/M5 DIN** | **3240079** | 100 |
| | 1 - 2.5 | 18 - 14 | silver | 11.00 | 21.50 | 5.00 | 2.30 | 11.00 | 6.50 | 0.80 | **C-RC 2,5/M6 DIN** | **3240080** | 100 |
| | 1 - 2.5 | 18 - 14 | silver | 14.00 | 24.00 | 5.00 | 2.30 | 12.00 | 8.40 | 0.80 | **C-RC 2,5/M8 DIN** | **3240081** | 100 |
| | 1 - 2.5 | 18 - 14 | silver | 14.00 | 25.40 | 5.00 | 2.30 | 12.00 | 10.50 | 0.80 | **C-RC 2,5/M10 DIN** | **3240082** | 100 |
| | 2.5 - 6 | 14 - 10 | silver | 8.00 | 17.50 | 6.00 | 3.60 | 8.00 | 4.30 | 1.00 | **C-RC 6/M4 DIN** | **3240083** | 50 |
| | 2.5 - 6 | 14 - 10 | silver | 10.00 | 20.00 | 6.00 | 3.60 | 9.00 | 5.30 | 1.00 | **C-RC 6/M5 DIN** | **3240084** | 50 |
| | 2.5 - 6 | 14 - 10 | silver | 11.00 | 22.00 | 6.00 | 3.60 | 10.00 | 6.50 | 1.00 | **C-RC 6/M6 DIN** | **3240085** | 50 |
| | 2.5 - 6 | 14 - 10 | silver | 14.00 | 26.00 | 6.00 | 3.60 | 13.00 | 8.40 | 1.00 | **C-RC 6/M8 DIN** | **3240086** | 50 |
| | 2.5 - 6 | 14 - 10 | silver | 18.00 | 30.00 | 6.00 | 3.60 | 15.00 | 10.50 | 1.00 | **C-RC 6/M10 DIN** | **3240087** | 50 |
| | 2.5 - 6 | 14 - 10 | silver | 18.00 | 35.50 | 6.00 | 3.60 | 15.00 | 13.00 | 1.00 | **C-RC 6/M12 DIN** | **3240088** | 50 |
| | - 10 | - 8 | silver | 10.00 | 21.00 | 8.00 | 4.50 | 8.00 | 5.30 | 1.10 | **C-RC 10/M5 DIN** | **3240089** | 100 |
| | - 10 | - 8 | silver | 11.00 | 23.00 | 8.00 | 4.50 | 9.00 | 6.50 | 1.10 | **C-RC 10/M6 DIN** | **3240090** | 100 |
| | - 10 | - 8 | silver | 14.00 | 27.00 | 8.00 | 4.50 | 12.00 | 8.40 | 1.10 | **C-RC 10/M8 DIN** | **3240091** | 100 |
| | - 10 | - 8 | silver | 18.00 | 30.00 | 8.00 | 4.50 | 13.00 | 10.50 | 1.10 | **C-RC 10/M10 DIN** | **3240092** | 100 |
| | - 10 | - 8 | silver | 22.00 | 34.00 | 8.00 | 4.50 | 15.00 | 13.00 | 1.10 | **C-RC 10/M12 DIN** | **3240093** | 100 |
| | - 16 | - 6 | silver | 11.00 | 26.00 | 10.00 | 5.80 | 10.00 | 5.30 | 1.10 | **C-RC 16/M5 DIN** | **3240094** | 100 |
| | - 16 | - 6 | silver | 11.00 | 26.00 | 10.00 | 5.80 | 10.00 | 6.50 | 1.20 | **C-RC 16/M6 DIN** | **3240095** | 100 |
| | - 16 | - 6 | silver | 14.00 | 29.00 | 10.00 | 5.80 | 12.00 | 8.40 | 1.20 | **C-RC 16/M8 DIN** | **3240096** | 100 |
| | - 16 | - 6 | silver | 18.00 | 33.00 | 10.00 | 5.80 | 14.00 | 10.50 | 1.20 | **C-RC 16/M10 DIN** | **3240097** | 100 |
| | - 16 | - 6 | silver | 22.00 | 37.00 | 10.00 | 5.80 | 16.00 | 13.00 | 1.20 | **C-RC 16/M12 DIN** | **3240098** | 100 |
| | - 25 | - 4 | silver | 12.00 | 31.00 | 11.00 | 7.50 | 14.00 | 5.30 | 1.50 | **C-RC 25/M5 DIN** | **3240099** | 100 |
| | - 25 | - 4 | silver | 12.00 | 31.00 | 11.00 | 7.50 | 14.00 | 6.50 | 1.50 | **C-RC 25/M6 DIN** | **3240100** | 100 |
| | - 25 | - 4 | silver | 16.00 | 33.00 | 11.00 | 7.50 | 14.00 | 8.40 | 1.50 | **C-RC 25/M8 DIN** | **3240101** | 100 |
| | - 25 | - 4 | silver | 18.00 | 35.00 | 11.00 | 7.50 | 15.00 | 10.50 | 1.50 | **C-RC 25/M10 DIN** | **3240102** | 100 |
| | - 25 | - 4 | silver | 31.00 | 42.00 | 11.00 | 7.50 | 20.00 | 13.00 | 1.50 | **C-RC 25/M12 DIN** | **3240103** | 100 |
| | - 25 | - 4 | silver | 35.00 | 49.00 | 11.00 | 7.50 | 25.00 | 17.00 | 1.50 | **C-RC 25/M16 DIN** | **3240104** | 100 |
| | - 35 | - 2 | silver | 15.00 | 34.00 | 12.00 | 9.00 | 14.00 | 6.50 | 1.60 | **C-RC 35/M6 DIN** | **3240105** | 100 |
| | - 35 | - 2 | silver | 16.00 | 34.00 | 12.00 | 9.00 | 14.00 | 8.40 | 1.60 | **C-RC 35/M8 DIN** | **3240106** | 100 |
| | - 35 | - 2 | silver | 18.00 | 36.00 | 12.00 | 9.00 | 15.00 | 10.50 | 1.60 | **C-RC 35/M10 DIN** | **3240107** | 100 |
| | - 35 | - 2 | silver | 22.00 | 42.00 | 12.00 | 9.00 | 19.00 | 13.00 | 1.60 | **C-RC 35/M12 DIN** | **3240108** | 100 |
| | - 35 | - 2 | silver | 28.00 | 50.00 | 12.00 | 9.00 | 24.00 | 17.00 | 1.60 | **C-RC 35/M16 DIN** | **3240109** | 100 |
| | - 50 | - 1/0 | silver | 18.00 | 43.00 | 16.00 | 11.00 | 18.00 | 6.50 | 1.80 | **C-RC 50/M6 DIN** | **3240110** | 100 |
| | - 50 | - 1/0 | silver | 18.00 | 43.00 | 16.00 | 11.00 | 18.00 | 8.40 | 1.80 | **C-RC 50/M8 DIN** | **3240111** | 100 |
| | - 50 | - 1/0 | silver | 18.00 | 43.00 | 16.00 | 11.00 | 18.00 | 10.50 | 1.80 | **C-RC 50/M10 DIN** | **3240112** | 100 |
| | - 50 | - 1/0 | silver | 22.00 | 47.00 | 16.00 | 11.00 | 20.00 | 13.00 | 1.80 | **C-RC 50/M12 DIN** | **3240113** | 100 |
| | - 50 | - 1/0 | silver | 28.00 | 54.00 | 16.00 | 11.00 | 24.00 | 17.00 | 1.80 | **C-RC 50/M16 DIN** | **3240114** | 100 |
| | - 70 | - 2/0 | silver | 22.00 | 49.00 | 18.00 | 13.00 | 20.00 | 6.50 | 2.00 | **C-RC 70/M6 DIN** | **3240115** | 100 |
| | - 70 | - 2/0 | silver | 22.00 | 49.00 | 18.00 | 13.00 | 20.00 | 8.40 | 2.00 | **C-RC 70/M8 DIN** | **3240116** | 100 |
| | - 70 | - 2/0 | silver | 22.00 | 49.00 | 18.00 | 13.00 | 20.00 | 10.50 | 2.00 | **C-RC 70/M10 DIN** | **3240117** | 100 |
| | - 95 | - 3/0 | silver | 24.00 | 54.00 | 20.00 | 15.00 | 22.00 | 8.40 | 2.50 | **C-RC 95/M8 DIN** | **3240120** | 50 |
| | - 95 | - 3/0 | silver | 24.00 | 54.00 | 20.00 | 15.00 | 22.00 | 10.50 | 2.50 | **C-RC 95/M10 DIN** | **3240121** | 50 |
| | - 95 | - 3/0 | silver | 24.00 | 54.00 | 20.00 | 15.00 | 22.00 | 13.00 | 2.50 | **C-RC 95/M12 DIN** | **3240122** | 50 |

## Ring cable lugs, uninsulated

**Conductor cross sections from 0.5 to 240 mm²**

| | Technical data | Technical data |
|---|---|---|
| **General data** | | |
| Material / coating | | Copper / Tin-plated |
| Temperature range [°C] | | ... 110 |

**Ordering data**

| Description | Cross section [mm²] | Cross section AWG | Color | Dimensions [mm] a | b | c | d | e | f | g | Type | Order No. | Pcs. / Pkt. |
|---|---|---|---|---|---|---|---|---|---|---|---|---|---|
| **Ring cable lug,** uninsulated, as per DIN 46234 | | | | | | | | | | | | | |
| | 120 | 250 | silver | 24.00 | 56.00 | 22.00 | 16.50 | 22.00 | 8.40 | 3.00 | **C-RC 120/M8 DIN** | **3240124** | 25 |
| | 120 | 250 | silver | 24.00 | 56.00 | 22.00 | 16.50 | 22.00 | 10.50 | 3.00 | **C-RC 120/M10 DIN** | **3240125** | 25 |
| | 120 | 250 | silver | 24.00 | 56.00 | 22.00 | 16.50 | 22.00 | 13.00 | 3.00 | **C-RC 120/M12 DIN** | **3240126** | 25 |
| | 150 | 300 | silver | 30.00 | 65.00 | 24.00 | 19.00 | 26.00 | 10.50 | 3.20 | **C-RC 150/M10 DIN** | **3240128** | 25 |
| | 150 | 300 | silver | 30.00 | 65.00 | 24.00 | 19.00 | 26.00 | 13.00 | 3.20 | **C-RC 150/M12 DIN** | **3240129** | 25 |
| | 150 | 300 | silver | 30.00 | 65.00 | 24.00 | 19.00 | 26.00 | 17.00 | 3.20 | **C-RC 150/M16 DIN** | **3240130** | 25 |
| | 185 | 350 | silver | 36.00 | 74.00 | 28.00 | 21.00 | 22.00 | 10.50 | 3.50 | **C-RC 185/M10 DIN** | **3240131** | 20 |
| | 185 | 350 | silver | 36.00 | 74.00 | 28.00 | 21.00 | 22.00 | 13.00 | 3.50 | **C-RC 185/M12 DIN** | **3240132** | 20 |
| | 185 | 350 | silver | 36.00 | 74.00 | 28.00 | 21.00 | 22.00 | 17.00 | 3.50 | **C-RC 185/M16 DIN** | **3240133** | 20 |
| | 240 | 500 | silver | 38.00 | 75.00 | 32.00 | 23.50 | 24.00 | 10.50 | 4.00 | **C-RC 240/M10 DIN** | **3240134** | 10 |
| | 240 | 500 | silver | 38.00 | 75.00 | 32.00 | 23.50 | 24.00 | 13.00 | 4.00 | **C-RC 240/M12 DIN** | **3240135** | 10 |
| | 240 | 500 | silver | 38.00 | 75.00 | 32.00 | 23.50 | 24.00 | 17.00 | 4.00 | **C-RC 240/M16 DIN** | **3240136** | 10 |

## Ring cable lugs, insulated

- The insulated ring cable lugs with plastic sleeve are hard-soldered and feature the "EASY ENTRY" system
- The sleeves are conically tapered to facilitate easy and correct insertion of the conductor

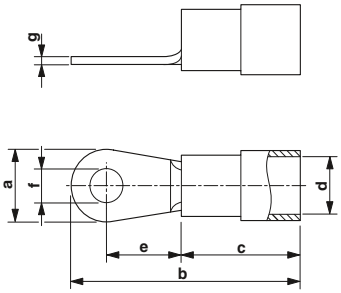

**Conductor cross sections from 0.5 to 10 mm²**

### Technical data

| | |
|---|---|
| **General data** | |
| Material / coating | Copper / Tin-plated |
| Temperature range [°C] | -20 ... 105 |

### Ordering data

| Description | Cross section [mm²] | Cross section AWG | Color | Dimensions [mm] a | b | c | d | e | f | g | Type | Order No. | Pcs. / Pkt. |
|---|---|---|---|---|---|---|---|---|---|---|---|---|---|
| **Ring cable lug,** insulated as per UL | | | | | | | | | | | | | |
| | 0.5 - 1.5 | 20 - 16 | red | 5.50 | 17.50 | 10.50 | 4.10 | 4.30 | 3.20 | 0.75 | **C-RCI 1,5/M3** | **3240016** | 100 |
| | 0.5 - 1.5 | 20 - 16 | red | 5.50 | 17.50 | 10.50 | 4.10 | 4.30 | 3.70 | 0.75 | **C-RCI 1,5/M3,5** | **3240017** | 100 |
| | 0.5 - 1.5 | 20 - 16 | red | 8.00 | 21.70 | 10.50 | 4.10 | 7.30 | 4.30 | 0.75 | **C-RCI 1,5/M4** | **3240018** | 100 |
| | 0.5 - 1.5 | 20 - 16 | red | 8.00 | 21.70 | 10.50 | 4.10 | 7.30 | 5.30 | 0.75 | **C-RCI 1,5/M5** | **3240019** | 100 |
| | 0.5 - 1.5 | 20 - 16 | red | 11.60 | 27.60 | 10.50 | 4.10 | 11.20 | 6.50 | 0.75 | **C-RCI 1,5/M6** | **3240020** | 100 |
| | 1.5 - 2.5 | 16 - 14 | blue | 6.60 | 20.60 | 11.00 | 4.50 | 7.80 | 3.20 | 0.80 | **C-RCI 2,5/M3** | **3240021** | 100 |
| | 1.5 - 2.5 | 16 - 14 | blue | 6.60 | 20.60 | 11.00 | 4.50 | 6.30 | 3.70 | 0.80 | **C-RCI 2,5/M3,5** | **3240022** | 100 |
| | 1.5 - 2.5 | 16 - 14 | blue | 8.50 | 23.00 | 11.00 | 4.50 | 7.80 | 4.30 | 0.80 | **C-RCI 2,5/M4** | **3240023** | 100 |
| | 1.5 - 2.5 | 16 - 14 | blue | 9.50 | 23.00 | 11.00 | 4.50 | 7.30 | 5.30 | 0.80 | **C-RCI 2,5/M5** | **3240024** | 100 |
| | 1.5 - 2.5 | 16 - 14 | blue | 12.00 | 28.10 | 11.00 | 4.50 | 11.00 | 6.50 | 0.80 | **C-RCI 2,5/M6** | **3240025** | 50 |
| | 1.5 - 2.5 | 16 - 14 | blue | 12.00 | 28.10 | 11.00 | 4.50 | 11.00 | 8.50 | 0.80 | **C-RCI 2,5/M8** | **3240026** | 50 |
| | 4 - 6 | 16 - 14 | yellow | 9.50 | 26.70 | 14.00 | 6.60 | 8.00 | 4.30 | 1.00 | **C-RCI 6/M4** | **3240027** | 50 |
| | 4 - 6 | 12 - 10 | yellow | 9.50 | 26.70 | 14.00 | 6.60 | 8.00 | 5.30 | 1.00 | **C-RCI 6/M5** | **3240028** | 50 |
| | 4 - 6 | 12 - 10 | yellow | 12.00 | 32.70 | 14.00 | 6.60 | 12.70 | 6.50 | 1.00 | **C-RCI 6/M6** | **3240029** | 25 |
| | 4 - 6 | 12 - 10 | yellow | 15.00 | 34.90 | 14.00 | 6.60 | 13.40 | 8.50 | 1.00 | **C-RCI 6/M8** | **3240030** | 25 |
| | 4 - 6 | 12 - 10 | yellow | 15.00 | 34.90 | 14.00 | 6.60 | 13.40 | 10.50 | 1.00 | **C-RCI 6/M10** | **3240031** | 25 |
| | - 10 | - 8 | red | 10.00 | 31.30 | 16.00 | 7.50 | 10.90 | 5.30 | 1.10 | **C-RCI 10/M5** | **3240219** | 50 |
| | - 10 | - 8 | red | 11.00 | 31.30 | 16.00 | 7.50 | 19.30 | 6.50 | 1.10 | **C-RCI 10/M6** | **3240220** | 50 |
| | - 10 | - 8 | red | 14.00 | 37.30 | 16.00 | 7.50 | 13.80 | 8.40 | 1.10 | **C-RCI 10/M8** | **3240221** | 50 |
| | - 10 | - 8 | red | 18.00 | 37.30 | 16.00 | 7.50 | 13.80 | 10.50 | 1.10 | **C-RCI 10/M10** | **3240222** | 50 |

## Ring cable lugs, insulated with additional crimp zone for conductor insulation

- The insulated ring cable lugs with plastic sleeve are hard-soldered and feature the "EASY ENTRY" system
- The sleeves are conically tapered to facilitate easy and correct insertion of the conductor

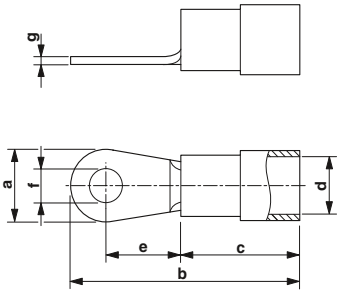

**Conductor cross sections from 0.5 to 10 mm²**

| | Technical data | Technical data |
|---|---|---|
| **General data** | | |
| Material / coating | | Copper / Tin-plated |
| Temperature range [°C] | | -20 ... 105 |

### Ordering data

| Description | Cross section [mm²] | Cross section AWG | Color | Dimensions [mm] a | b | c | d | e | f | g | Type | Order No. | Pcs. / Pkt. |
|---|---|---|---|---|---|---|---|---|---|---|---|---|---|
| **Ring cable lug,** insulated with additional crimp zone for conductor insulation | | | | | | | | | | | | | |
| | 0.5 - 1.5 | 20 - 16 | red | 5.50 | 17.50 | 10.50 | 4.10 | 4.30 | 3.20 | 0.75 | **C-RCEI 1,5/M3** | **3241201** | 100 |
| | 0.5 - 1.5 | 20 - 16 | red | 5.50 | 17.50 | 10.50 | 4.10 | 4.30 | 3.70 | 0.75 | **C-RCEI 1,5/M3,5** | **3241202** | 100 |
| | 0.5 - 1.5 | 20 - 16 | red | 8.00 | 21.70 | 10.50 | 4.10 | 7.30 | 4.30 | 0.75 | **C-RCEI 1,5/M4** | **3241203** | 100 |
| | 0.5 - 1.5 | 20 - 16 | red | 8.00 | 21.70 | 10.50 | 4.10 | 7.30 | 5.30 | 0.75 | **C-RCEI 1,5/M5** | **3241204** | 100 |
| | 0.5 - 1.5 | 20 - 16 | red | 11.60 | 27.60 | 10.50 | 4.10 | 11.20 | 6.50 | 0.75 | **C-RCEI 1,5/M6** | **3241205** | 100 |
| | 1.5 - 2.5 | 16 - 14 | blue | 6.60 | 20.60 | 11.00 | 4.50 | 6.30 | 3.70 | 0.80 | **C-RCEI 2,5/M3,5** | **3241206** | 100 |
| | 1.5 - 2.5 | 16 - 14 | blue | 8.50 | 23.00 | 11.00 | 4.50 | 7.80 | 4.30 | 0.80 | **C-RCEI 2,5/M4** | **3241207** | 100 |
| | 1.5 - 2.5 | 16 - 14 | blue | 9.50 | 23.00 | 11.00 | 4.50 | 7.30 | 5.30 | 0.80 | **C-RCEI 2,5/M5** | **3241208** | 100 |
| | 1.5 - 2.5 | 16 - 14 | blue | 12.00 | 28.10 | 11.00 | 4.50 | 11.00 | 6.50 | 0.80 | **C-RCEI 2,5/M6** | **3241209** | 100 |
| | 1.5 - 2.5 | 16 - 14 | blue | 12.00 | 28.10 | 11.00 | 4.50 | 11.00 | 8.50 | 0.80 | **C-RCEI 2,5/M8** | **3241210** | 100 |
| | 4 - 6 | 12 - 10 | yellow | 9.50 | 26.70 | 14.00 | 6.60 | 8.00 | 5.30 | 1.00 | **C-RCEI 6/M5** | **3241211** | 100 |
| | 4 - 6 | 12 - 10 | yellow | 12.00 | 32.70 | 14.00 | 6.60 | 12.70 | 6.50 | 1.00 | **C-RCEI 6/M6** | **3241212** | 100 |
| | 4 - 6 | 12 - 10 | yellow | 15.00 | 34.90 | 14.00 | 6.60 | 13.40 | 8.50 | 1.00 | **C-RCEI 6/M8** | **3241213** | 100 |
| | 4 - 6 | 12 - 10 | yellow | 15.00 | 34.90 | 14.00 | 6.60 | 13.40 | 10.50 | 1.00 | **C-RCEI 6/M10** | **3241214** | 100 |

## Fork-type cable lugs, insulated and uninsulated

- The fork-type cable lugs without plastic sleeve feature a hard-soldered neck. In conjunction with the CRIMPFOX−RC ... and CRIMPFOX−RCI ... pliers they can be used to achieve maximum conductor pull-out forces.
- The insulated versions are halogen-free and feature “EASY ENTRY” technology

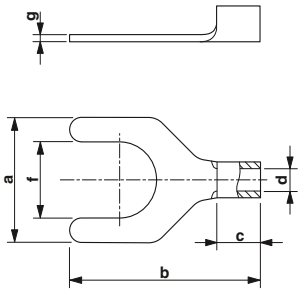

**Conductor cross sections from 0.5 to 6 mm²**

| | Technical data | Technical data |
|---|---|---|
| **General data** | | |
| Material / coating | | Copper / Tin-plated |
| Temperature range [°C] | | ... 110 |

| Description | Cross section [mm²] | Cross section AWG | Color | Dimensions [mm] a | b | c | d | e | f | g | Type | Order No. | Pcs. / Pkt. |
|---|---|---|---|---|---|---|---|---|---|---|---|---|---|
| **Fork-type cable lug,** uninsulated DIN 46234 | | | | | | | | | | | | | |
| | 0.5 - 1.5 | 20 - 16 | silver | 5.70 | 16.00 | 4.50 | 1.90 | - | 3.20 | 0.75 | **C-FC 1,5/M3** | **3240137** | 100 |
| | 0.5 - 1.5 | 20 - 16 | silver | 6.20 | 16.00 | 4.50 | 1.90 | - | 3.70 | 0.75 | **C-FC 1,5/M3,5** | **3240138** | 100 |
| | 0.5 - 1.5 | 20 - 16 | silver | 7.20 | 16.00 | 4.50 | 1.90 | - | 4.30 | 0.75 | **C-FC 1,5/M4** | **3240139** | 100 |
| | 0.5 - 1.5 | 20 - 16 | silver | 8.00 | 16.00 | 4.50 | 1.90 | - | 5.30 | 0.75 | **C-FC 1,5/M5** | **3240140** | 100 |
| | 0.5 - 1.5 | 20 - 16 | silver | 10.70 | 17.00 | 4.50 | 1.90 | - | 6.40 | 0.80 | **C-FC 1,5/M6** | **3240141** | 100 |
| | 1.5 - 2.5 | 16 - 14 | silver | 5.70 | 16.00 | 4.80 | 2.50 | - | 3.20 | 0.80 | **C-FC 2,5/M3** | **3240142** | 100 |
| | 1.5 - 2.5 | 16 - 14 | silver | 6.20 | 16.00 | 4.80 | 2.50 | - | 3.70 | 0.80 | **C-FC 2,5/M3,5** | **3240143** | 100 |
| | 1.5 - 2.5 | 16 - 14 | silver | 7.20 | 16.00 | 4.80 | 2.50 | - | 4.30 | 0.80 | **C-FC 2,5/M4** | **3240144** | 100 |
| | 1.5 - 2.5 | 16 - 14 | silver | 8.00 | 16.00 | 4.80 | 2.50 | - | 5.30 | 0.80 | **C-FC 2,5/M5** | **3240145** | 100 |
| | 1.5 - 2.5 | 16 - 14 | silver | 10.70 | 17.00 | 4.80 | 2.50 | - | 6.40 | 0.80 | **C-FC 2,5/M6** | **3240146** | 100 |
| | 1.5 - 2.5 | 16 - 14 | silver | 13.50 | 22.10 | 4.80 | 2.50 | - | 8.40 | 0.80 | **C-FC 2,5/M8** | **3240147** | 100 |
| | 4 - 6 | 12 - 10 | silver | 8.20 | 19.50 | 6.50 | 3.60 | - | 4.30 | 1.00 | **C-FC 6/M4** | **3240148** | 50 |
| | 4 - 6 | 12 - 10 | silver | 9.00 | 19.50 | 6.50 | 3.60 | - | 5.30 | 1.00 | **C-FC 6/M5** | **3240149** | 50 |
| | 4 - 6 | 12 - 10 | silver | 12.00 | 23.10 | 6.50 | 3.60 | - | 6.40 | 1.00 | **C-FC 6/M6** | **3240150** | 50 |
| | 4 - 6 | 12 - 10 | silver | 13.50 | 25.00 | 6.50 | 3.60 | - | 8.40 | 1.00 | **C-FC 6/M8** | **3240151** | 50 |

## Fork-type cable lugs, insulated and uninsulated

- The fork-type cable lugs without plastic sleeve feature a hard-soldered neck. In conjunction with the CRIMPFOX−RC ... and CRIMPFOX−RCI ... pliers they can be used to achieve maximum conductor pull-out forces.
- The insulated versions are halogen-free and feature “EASY ENTRY” technology

**Conductor cross sections from 0.5 to 6 mm²**

| | Technical data | Technical data |
|---|---|---|
| **General data** | | |
| Material / coating | | Copper / Tin-plated |
| Temperature range [°C] | | -20 ... 105 |

| Description | Cross section [mm²] | Cross section AWG | Color | Dimensions [mm] a | b | c | d | e | f | g | Type | Order No. | Pcs. / Pkt. |
|---|---|---|---|---|---|---|---|---|---|---|---|---|---|
| **Fork-type cable lug,** insulated as per UL | | | | | | | | | | | | | |
| | 0.5 - 1.5 | 20 - 16 | red | 5.70 | 22.00 | 10.50 | 4.10 | - | 3.20 | 0.75 | **C-FCI 1,5/M3** | **3240032** | 100 |
| | 0.5 - 1.5 | 20 - 16 | red | 5.70 | 22.00 | 10.50 | 4.10 | - | 3.70 | 0.75 | **C-FCI 1,5/M3,5** | **3240033** | 100 |
| | 0.5 - 1.5 | 20 - 16 | red | 7.20 | 22.00 | 10.50 | 4.10 | - | 4.30 | 0.75 | **C-FCI 1,5/M4** | **3240034** | 100 |
| | 0.5 - 1.5 | 20 - 16 | red | 8.00 | 22.00 | 10.50 | 4.10 | - | 5.30 | 0.75 | **C-FCI 1,5/M5** | **3240035** | 100 |
| | 0.5 - 1.5 | 20 - 16 | red | 10.70 | 22.00 | 10.50 | 4.10 | - | 6.50 | 0.75 | **C-FCI 1,5/M6** | **3240036** | 100 |
| | 1.5 - 2.5 | 16 - 14 | blue | 5.70 | 22.50 | 11.00 | 4.50 | - | 3.20 | 0.80 | **C-FCI 2,5/M3** | **3240037** | 100 |
| | 1.5 - 2.5 | 16 - 14 | blue | 5.70 | 22.50 | 11.00 | 4.50 | - | 3.70 | 0.80 | **C-FCI 2,5/M3,5** | **3240038** | 100 |
| | 1.5 - 2.5 | 16 - 14 | blue | 7.20 | 22.50 | 11.00 | 4.50 | - | 4.30 | 0.80 | **C-FCI 2,5/M4** | **3240039** | 100 |
| | 1.5 - 2.5 | 16 - 14 | blue | 8.00 | 22.50 | 11.00 | 4.50 | - | 5.30 | 0.80 | **C-FCI 2,5/M5** | **3240040** | 50 |
| | 1.5 - 2.5 | 16 - 14 | blue | 10.70 | 22.50 | 11.00 | 4.50 | - | 6.50 | 0.80 | **C-FCI 2,5/M6** | **3240041** | 50 |
| | 4 - 6 | 12 - 10 | yellow | 8.20 | 26.70 | 14.00 | 6.60 | - | 4.30 | 1.00 | **C-FCI 6/M4** | **3240042** | 50 |
| | 4 - 6 | 12 - 10 | yellow | 9.00 | 26.70 | 14.00 | 6.60 | - | 5.30 | 1.00 | **C-FCI 6/M5** | **3240043** | 50 |
| | 4 - 6 | 12 - 10 | yellow | 12.00 | 30.30 | 14.00 | 6.60 | - | 6.50 | 1.00 | **C-FCI 6/M6** | **3240044** | 25 |
| | 4 - 6 | 12 - 10 | yellow | 13.50 | 32.80 | 14.00 | 6.60 | - | 8.50 | 1.00 | **C-FCI 6/M8** | **3240045** | 25 |

## Pin cable lugs, insulated

The key features of the insulated pin cable lugs with plastic collars are as follows:
– "EASY ENTRY" for easy and reliable conductor entry
– Hard-soldered crimping zone for maximum extraction forces
– Electrolytic tin plating
– Halogen-free

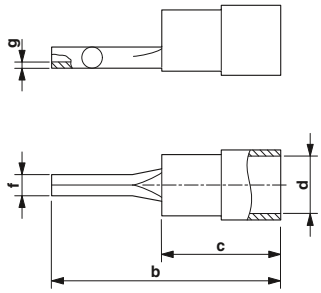

**Conductor cross sections from 0.5 to 6 mm²**

### Technical data

| General data | |
|---|---|
| Material / coating | Copper / Tin-plated |
| Temperature range [°C] | -20 ... 105 |

### Ordering data

| Description | Cross section [mm²] | Cross section AWG | Color | Dimensions [mm] a | b | c | d | e | f | g | Type | Order No. | Pcs. / Pkt. |
|---|---|---|---|---|---|---|---|---|---|---|---|---|---|
| **Pin cable lug,** insulated as per UL | | | | | | | | | | | | | |
| | 0.5 - 1.5 | 20 - 16 | red | - | 22.50 | 10.50 | 4.10 | - | 2.00 | 0.75 | **C-PCI 1,5/2** | **3240064** | 100 |
| | 1.5 - 2.5 | 16 - 14 | blue | - | 23.00 | 11.00 | 4.50 | - | 2.00 | 0.80 | **C-PCI 2,5/2** | **3240066** | 100 |
| | 4 - 6 | 12 - 10 | yellow | - | 27.50 | 14.00 | 6.60 | - | 2.70 | 0.80 | **C-PCI 6/2,7** | **3240068** | 50 |

## Pin cable lugs, insulated with additional crimp zone for conductor insulation

N

The key features of the insulated pin cable lugs with plastic collars are as follows:
– "EASY ENTRY" for easy and reliable conductor entry
– Hard-soldered crimping zone for maximum extraction forces
– Electrolytic tin plating
– Halogen-free

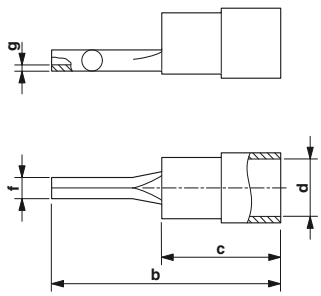

**Conductor cross sections from 0.5 to 6 mm²**

### Technical data

| General data | |
|---|---|
| Material / coating | Copper / Tin-plated |
| Temperature range [°C] | -20 ... 105 |

### Ordering data

| Description | Cross section [mm²] | Cross section AWG | Color | Dimensions [mm] a | b | c | d | e | f | g | Type | Order No. | Pcs. / Pkt. |
|---|---|---|---|---|---|---|---|---|---|---|---|---|---|
| **Pin cable lug,** insulated with additional crimp zone for conductor insulation | | | | | | | | | | | | | |
| | 0.5 - 1.5 | 20 - 16 | red | - | 22.50 | 10.50 | 4.10 | - | 2.00 | 0.75 | **C-PCEI 1,5/2** | **3241215** | 100 |
| | 1.5 - 2.5 | 16 - 14 | blue | - | 23.00 | 11.00 | 4.50 | - | 2.00 | 0.80 | **C-PCEI 2,5/2** | **3241216** | 100 |
| | 4 - 6 | 12 - 10 | yellow | - | 27.50 | 14.00 | 6.60 | - | 2.70 | 0.80 | **C-PCEI 6/2** | **3241217** | 100 |

## Flat pin cable lugs with hooks, insulated

The key features of the flat pin cable lugs with plastic collars are as follows:
– "EASY ENTRY" for easy and reliable conductor entry
– Electrolytic tin plating
– Halogen-free

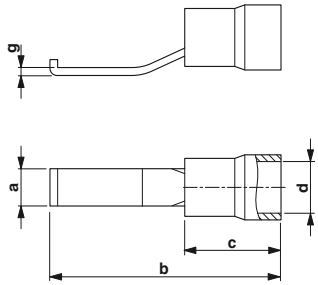

**Conductor cross sections from 0.5 to 6 mm²**

### Technical data

| General data | |
|---|---|
| Material / coating | Copper / Tin-plated |
| Temperature range [°C] | -20 ... 105 |

### Ordering data

| Description | Cross section [mm²] | Cross section AWG | Color | Dimensions [mm] a | b | c | d | e | f | g | Type | Order No. | Pcs. / Pkt. |
|---|---|---|---|---|---|---|---|---|---|---|---|---|---|
| **Flat pin cable lug,** insulated | | | | | | | | | | | | | |
| | 0 - 1.5 | 20 - 16 | red | 2.80 | 28.00 | 10.50 | 4.00 | - | - | 0.80 | **C-BCI 1,5/2,8** | **3240015** | 100 |
| | 0.5 - 1.5 | 20 - 16 | red | 4.60 | 28.00 | 10.50 | 4.00 | - | - | 0.80 | **C-BCI 1,5/4,6** | **3240568** | 100 |
| | 1.5 - 2.5 | 16 - 14 | blue | 2.80 | 28.50 | 11.00 | 4.50 | - | - | 0.80 | **C-BCI 2,5/2,8** | **3240046** | 100 |
| | 1.5 - 2.5 | 16 - 14 | blue | 4.60 | 28.50 | 11.00 | 4.50 | - | - | 0.80 | **C-BCI 2,5/4,6** | **3240569** | 100 |
| | 4 - 6 | 12 - 10 | yellow | 2.80 | 32.00 | 14.00 | 6.50 | - | - | 0.80 | **C-BCI 6/2,8** | **3240047** | 50 |
| | 4 - 6 | 12 - 10 | yellow | 4.60 | 32.00 | 14.00 | 6.50 | - | - | 1.00 | **C-BCI 6/4,6** | **3240570** | 50 |

## Flat pin cable lugs, straight, insulated

– Easy and reliable conductor entry thanks to "EASY ENTRY"
– Hard-soldered crimping zone for maximum conductor pull-out force in connection with CRIMPFOX RCI... pliers
– Electrogalvanized
– Halogen-free

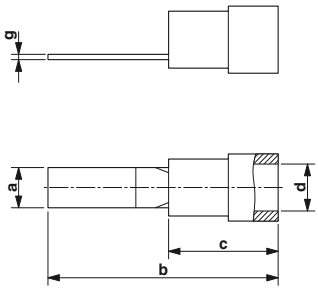

**Conductor cross sections from 0.5 to 6 mm²**

### Technical data

| General data | |
|---|---|
| Material / coating | CU / electrogalvanized |
| Temperature range [°C] | -20 ... 105 |

### Ordering data

| Description | Cross section [mm²] | Cross section AWG | Color | Dimensions [mm] a | b | c | d | e | f | g | Type | Order No. | Pcs. / Pkt. |
|---|---|---|---|---|---|---|---|---|---|---|---|---|---|
| **Flat pin cable lug,** insulated, pin dimensions: | | | | | | | | | | | | | |
| 19.5 x 2.8 mm | 0.5 - 1.5 | 20 - 16 | red | 2.80 | 19.50 | 10.50 | 4.10 | - | - | 0.75 | **C-BCSI 1,5/9X2,8** | **3240531** | 100 |
| 20 x 2.8 mm | 1.5 - 2.5 | 16 - 14 | blue | 2.80 | 20.00 | 11.00 | 4.50 | - | - | 0.80 | **C-BCSI 2,5/9X2,8** | **3240532** | 100 |
| 32 x 4.5 mm | 4 - 6 | 12 - 10 | yellow | 2.80 | 24.00 | 14.00 | 6.60 | - | - | 1.00 | **C-BCSI 6/10X2,8** | **3240546** | 100 |
| 24 x 2.8 mm | 4 - 6 | 12 - 10 | yellow | 4.50 | 32.00 | 14.00 | 6.60 | - | - | 1.00 | **C-BCSI 6/18X4,5** | **3240533** | 100 |

## Slip-on sleeves and flat plugs, uninsulated

- The uninsulated slip-on sleeves and flat plugs are made from electrolytically tin-plated brass
- They round off the product range in terms of connectors

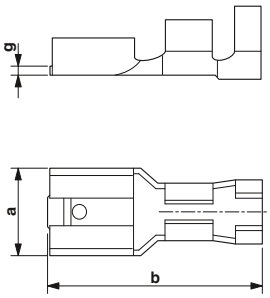

**Conductor cross sections from 0.5 to 6 mm²**

| | Technical data | Technical data |
|---|---|---|
| **General data** | | |
| Material / coating | | Brass / Tin-plated |
| Temperature range [°C] | | ... 110 |

**Ordering data**

| Description | Cross section [mm²] | Cross section AWG | Color | Dimensions [mm] a | b | c | d | e | f | g | Type | Order No. | Pcs. / Pkt. |
|---|---|---|---|---|---|---|---|---|---|---|---|---|---|
| **Slip-on sleeve,** uninsulated as per DIN 46247 | | | | | | | | | | | | | |
| | 0.5 - 1 | 20 - 18 | silver | 2.80 | 14.50 | - | - | - | - | 0.30 | **C-SCF 1/2,8X0,5** | **3240152** | 100 |
| | 0.5 - 1 | 20 - 18 | silver | 2.80 | 12.50 | - | - | - | - | 0.30 | **C-SCF 1/2,8X0,8** | **3240153** | 100 |
| | 0.5 - 1.5 | 20 - 16 | silver | 4.80 | 15.60 | - | - | - | - | 0.40 | **C-SCF 1,5/4,8X0,5** | **3240154** | 100 |
| | 0.5 - 1.5 | 20 - 16 | silver | 4.80 | 15.60 | - | - | - | - | 0.40 | **C-SCF 1,5/4,8X0,8** | **3240155** | 100 |
| | 0.5 - 1.5 | 20 - 16 | silver | 6.30 | 19.20 | - | - | - | - | 0.40 | **C-SCF 1,5/6,3X0,8** | **3240156** | 100 |
| | 1.5 - 2.5 | 16 - 14 | silver | 4.80 | 15.60 | - | - | - | - | 0.40 | **C-SCF 2,5/4,8X0,5** | **3240157** | 100 |
| | 1.5 - 2.5 | 16 - 14 | silver | 4.80 | 15.60 | - | - | - | - | 0.40 | **C-SCF 2,5/4,8X0,8** | **3240158** | 100 |
| | 1.5 - 2.5 | 16 - 14 | silver | 6.30 | 19.20 | - | - | - | - | 0.40 | **C-SCF 2,5/6,3X0,8** | **3240159** | 100 |
| | 4 - 6 | 12 - 10 | silver | 6.30 | 19.20 | - | - | - | - | 0.40 | **C-SCF 6/6,3X0,8** | **3240160** | 100 |
| **Flat plug,** uninsulated as per DIN 46248 | | | | | | | | | | | | | |
| | 0.5 - 1.5 | 20 - 16 | silver | 6.30 | 20.00 | - | - | - | - | 0.80 | **C-SCM 1,5/6,3X0,8** | **3240161** | 100 |
| | 1.5 - 2.5 | 16 - 14 | silver | 6.30 | 20.00 | - | - | - | - | 0.80 | **C-SCM 2,5/6,3X0,8** | **3240162** | 100 |

**Accessories**

| | | | |
|---|---|---|---|
| **Insulating sleeve,** as shock protection for slip-on sleeves, to be threaded onto the cable in advance | | | |
| For 2.8 mm slip-on sleeves | transparent | **PT/FS 2,8** | **1406700** | 500 |
| For 4.8 mm slip-on sleeves | transparent | **PT/FS 4,8** | **1670497** | 25 |
| For 6.3 mm slip-on sleeves | transparent | **PT/FS 6,3** | **0604707** | 500 |

## Slip-on sleeves and flat plugs, insulated

The key features of the insulated flat plugs and slip-on sleeves with plastic collars are as follows:
– "EASY ENTRY" for easy and reliable conductor entry
– Hard-soldered crimping zone for maximum extraction forces
– Electrolytic tin plating
– Halogen-free

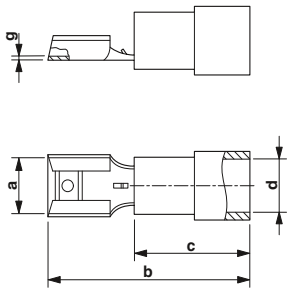

**Conductor cross sections from 0.5 to 6 mm²**

| | Technical data | Technical data |
|---|---|---|
| **General data** | | |
| Material / coating | | Brass / Tin-plated |
| Temperature range [°C] | | -20 ... 105 |

| Description | Cross section [mm²] | Cross section AWG | Color | Dimensions [mm] a | b | c | d | e | f | g | Type | Order No. | Pcs. / Pkt. |
|---|---|---|---|---|---|---|---|---|---|---|---|---|---|
| **Slip-on sleeve,** insulated as per UL | | | | | | | | | | | | | |
| | 0.5 - 1.5 | 20 - 16 | red | 2.80 | 18.50 | 10.50 | 4.10 | - | - | 0.25 | **C-SCFI 1,5/2,8X0,5** | **3240048** | 100 |
| | 0.5 - 1.5 | 20 - 16 | red | 2.80 | 18.50 | 10.50 | 4.10 | - | - | 0.25 | **C-SCFI 1,5/2,8X0,8** | **3240049** | 100 |
| | 0.5 - 1.5 | 20 - 16 | red | 4.80 | 19.50 | 10.50 | 4.10 | - | - | 0.40 | **C-SCFI 1,5/4,8X0,5** | **3240050** | 100 |
| | 0.5 - 1.5 | 20 - 16 | red | 4.80 | 19.50 | 10.50 | 4.10 | - | - | 0.40 | **C-SCFI 1,5/4,8X0,8** | **3240051** | 100 |
| | 0.5 - 1.5 | 20 - 16 | red | 6.30 | 21.50 | 10.50 | 4.10 | - | - | 0.40 | **C-SCFI 1,5/6,3X0,8** | **3240052** | 100 |
| | 1.5 - 2.5 | 16 - 14 | blue | 4.80 | 20.00 | 11.00 | 5.00 | - | - | 0.40 | **C-SCFI 2,5/4,8X0,5** | **3240053** | 50 |
| | 1.5 - 2.5 | 16 - 14 | blue | 4.80 | 20.00 | 11.00 | 5.00 | - | - | 0.40 | **C-SCFI 2,5/4,8X0,8** | **3240054** | 50 |
| | 1.5 - 2.5 | 16 - 14 | blue | 6.30 | 22.00 | 11.00 | 5.00 | - | - | 0.40 | **C-SCFI 2,5/6,3X0,8** | **3240055** | 50 |
| | 4 - 6 | 12 - 10 | yellow | 6.30 | 25.00 | 14.00 | 6.60 | - | - | 0.40 | **C-SCFI 6/6,3X0,8** | **3240056** | 50 |
| **Flat plug,** insulated as per UL | | | | | | | | | | | | | |
| | 0.5 - 1.5 | 20 - 16 | red | 6.30 | 22.00 | 10.50 | 4.10 | - | - | 0.80 | **C-SCMI 1,5/6,3X0,8** | **3240058** | 100 |
| | 1.5 - 2.5 | 16 - 14 | blue | 6.30 | 22.50 | 11.00 | 4.50 | - | - | 0.80 | **C-SCMI 2,5/6,3X0,8** | **3240059** | 50 |
| | 4 - 6 | 12 - 10 | yellow | 6.30 | 24.50 | 14.00 | 6.60 | - | - | 0.80 | **C-SCMI 6/6,3X0,8** | **3240060** | 50 |

## Slip-on distributor, insulated

- Easy and reliable conductor entry thanks to “EASY ENTRY”
- Hard-soldered crimping zone for maximum conductor pull-out force in connection with CRIMPFOX RCI... pliers
- Electrogalvanized
- Halogen-free

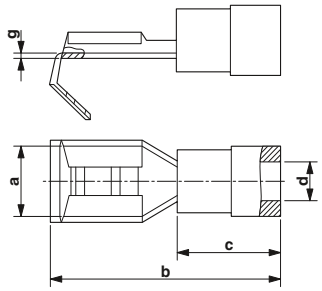

**Conductor cross sections from 0.5 to 2.5 mm²**

### Technical data

| General data | |
|---|---|
| Material / coating | Brass / electrogalvanized |
| Temperature range [°C] | -20 ... 105 |

### Ordering data

| Description | Cross section [mm²] | Cross section AWG | Color | Dimensions [mm] a | b | c | d | e | f | g | Type | Order No. | Pcs. / Pkt. |
|---|---|---|---|---|---|---|---|---|---|---|---|---|---|
| **Slip-on distributor,** insulated, for 6.3 x 0.8 mm plugs and sleeves | | | | | | | | | | | | | |
| | 0.5 - 1.5 | 20 - 16 | red | 6.30 | 22.50 | 10.50 | 41.00 | - | - | 0.40 | **C-SCFMI 1,5/6,3X0,8** | **3240529** | 50 |
| | 1.5 - 2.5 | 16 - 14 | blue | 6.30 | 23.00 | 11.00 | 11.00 | - | - | 0.40 | **C-SCFMI 2,5/6,3X0,8** | **3240530** | 50 |

## Slip-on sleeves, fully insulated

- Easy and reliable conductor entry thanks to “EASY ENTRY”
- Hard-soldered crimping zone for maximum conductor pull-out force in connection with CRIMPFOX RCI... pliers
- Electrogalvanized
- Halogen-free

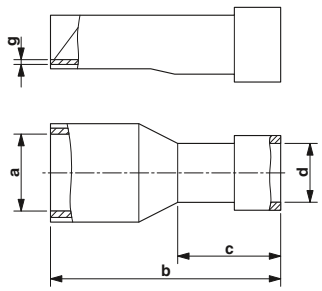

**Conductor cross sections from 0.5 to 6 mm²**

### Technical data

| General data | |
|---|---|
| Material / coating | Brass / electrogalvanized |
| Temperature range [°C] | -20 ... 105 |

### Ordering data

| Description | Cross section [mm²] | Cross section AWG | Color | Dimensions [mm] a | b | c | d | e | f | g | Type | Order No. | Pcs. / Pkt. |
|---|---|---|---|---|---|---|---|---|---|---|---|---|---|
| **Slip-on sleeve,** fully insulated, for plugs: | | | | | | | | | | | | | |
| 2.8 x 0.5 mm | 0.5 - 1.5 | 20 - 16 | red | 2.80 | 19.00 | 10.50 | 4.30 | - | - | 0.25 | **C-SCFFI 1,5/2,8X0,5** | **3240534** | 50 |
| 2.8 x 0.8 mm | 0.5 - 1.5 | 20 - 16 | red | 2.80 | 19.00 | 10.50 | 4.30 | - | - | 0.25 | **C-SCFFI 1,5/2,8X0,8** | **3240535** | 50 |
| 4.8 x 0.5 mm | 0.5 - 1.5 | 20 - 16 | red | 4.80 | 19.50 | 10.50 | 4.30 | - | - | 0.40 | **C-SCFFI 1,5/4,8X0,5** | **3240536** | 50 |
| 4.8 x 0.8 mm | 0.5 - 1.5 | 20 - 16 | red | 4.80 | 19.50 | 10.50 | 4.30 | - | - | 0.40 | **C-SCFFI 1,5/4,8X0,8** | **3240537** | 50 |
| 6.3 x 0.8 mm | 0.5 - 1.5 | 20 - 16 | red | 6.30 | 21.50 | 10.50 | 4.30 | - | - | 0.40 | **C-SCFFI 1,5/6,3X0,8** | **3240538** | 50 |
| 4.8 x 0.5 mm | 1.5 - 2.5 | 16 - 14 | blue | 4.80 | 20.00 | 11.00 | 5.00 | - | - | 0.40 | **C-SCFFI 2,5/4,8X0,5** | **3240539** | 50 |
| 4.8 x 0.8 mm | 1.5 - 2.5 | 16 - 14 | blue | 4.80 | 20.00 | 11.00 | 5.00 | - | - | 0.40 | **C-SCFFI 2,5/4,8X0,8** | **3240540** | 50 |
| 6.3 x 0.8 mm | 1.5 - 2.5 | 16 - 14 | blue | 6.30 | 22.00 | 11.00 | 5.00 | - | - | 0.40 | **C-SCFFI 2,5/6,3X0,8** | **3240547** | 25 |
| 6.3 x 0.8 mm | 4 - 6 | 12 - 10 | yellow | 6.30 | 26.00 | 14.00 | 6.60 | - | - | 0.40 | **C-SCFFI 6/6,3X0,8** | **3240541** | 25 |

## Butt connector, fully insulated

- Conductor through connection protection
- Hard-soldered crimping zone for maximum conductor pull-out force in connection with CRIMPFOX RCI... pliers
- Electrogalvanized
- Halogen-free

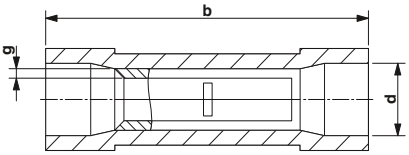

**Conductor cross sections from 0.5 to 6 mm²**

### Technical data

| | |
|---|---|
| **General data** | |
| Material / coating | CU / electrogalvanized |
| Temperature range [°C] | -20 ... 105 |

### Ordering data

| Description | Cross section [mm²] | Cross section AWG | Color | Dimensions [mm] a | b | c | d | e | f | g | Type | Order No. | Pcs. / Pkt. |
|---|---|---|---|---|---|---|---|---|---|---|---|---|---|
| **Butt connector,** insulated | | | | | | | | | | | | | |
| | 0.5 - 1.5 | 20 - 16 | red | - | 25.00 | - | 4.00 | - | - | 0.75 | **C-JCI 1,5** | **3240061** | 50 |
| | 1.5 - 2.5 | 16 - 14 | blue | - | 25.30 | - | 4.50 | - | - | 0.80 | **C-JCI 2,5** | **3240062** | 50 |
| | 4 - 6 | 12 - 10 | yellow | - | 27.50 | - | 6.00 | - | - | 1.00 | **C-JCI 6** | **3240063** | 25 |

PHOENIX CONTACT
Made in Germany
Ch-No. 0511 V/C 01
1.000
PIECES
AI 1-8 RD-B
X3201385X
HIER ÖFFNEN
OPEN HERE
OUVRIR ICI
APRIRE QUI

# Automatic devices - TOOL fox

Phoenix Contact offers a comprehensive range of innovative machine tools for flexible and fast processing of conductors and cables where various steps can be automated.

A combination of functionality, quality, and short modification times guarantees high levels of flexibility while ensuring excellent results every time. Cutting machines, stripping machines, and crimping machines are available.

**Product range overview**


| | |
|---|---|
| **Automatic devices** | **468** |
| Automatic cutting device for conductors and cables | **470** |
| Stripping machine | **471** |
| Pneumatic crimping pliers | **472** |
| Portable crimping machine for ferrules, cable lugs, and connectors | **474** |
| CRIMPHANDY portable hand-held machine | **476** |
| Portable stripping and crimping machine for taped products | **478** |
| Ferrules with plastic sleeve, taped | **479** |
| Stripping and crimping machine for bulk goods | **480** |

## Automatic devices



**Automatic stripping**

**Automatic crimping**



**Automatic stripping and crimping in a single operation**

The CUTFOX 10 automatic cutting device cuts conductors and cables with a cross section of up to 10 mm². Solid and stranded conductors can be cut to length with millimeter precision. The length and number of cuts is entered via the user-friendly display. The CUTFOX 10 automatically adapts to the diameter when there is a change in material.

The WF 1000 stripping machine enables the automatic stripping of conductors with a cross section of up to 6 mm² or cables with a diameter of up to 6 mm, as well as the option of partial stripping.
The stripping dimensions are set individually via rotary buttons and shown visually on the display.

ZAP crimping pliers are pneumatic pliers for ferrules with a cross section range of 0.25 to 10 mm². The crimping process is activated by a foot valve. Two integrated recesses allow easy access to the ferrules.

The CF 500 is characterized by its high pressing force and compact design.
Thanks to the adjustable pressing force and interchangeable dies, it is suitable for insulated cable lugs, tube lugs, and crimping wire lugs, as well as slip-on sleeves and ferrules with a cross section of up to 50 mm².

The CF 3000 2,5 stripping and crimping machine processes taped ferrules with insulating collars in accordance with DIN 46228−4. This device allows conductors with a cross section range of 0.25 - 2.5 mm² to be stripped and fitted with ferrules in one operation. The automatic device can be adapted to various cross sections in under a minute.

The automatic stripping and crimping machine CF 1000 processes loose (bulk) ferrules with insulating collars in accordance with DIN 46228−4. Using this machine, conductors can be stripped and fitted with ferrules in one operation.

## Automatic cutting device for conductors and cables

- The automatic cutting device can be used to cut conductors, cables, and similar profiles
- The desired length and number of cuts can be specified in a user-friendly way via the display
- To insert the conductors all you have to do is swing open the front enclosing guard
- The drive and guide rolls automatically adjust to each inserted diameter
- No adjustments are required thanks to the automatic "zero cut", which is performed when the start button is pressed

**Notes:**

An application video can be found in the download area for the relevant product on our website at www.phoenixcontact.net/products.

**Conductor cross sections from 0.25 to 10 mm²**

### Technical data

| | | | | |
|---|---|---|---|---|
| **Dimensions** | | Width | Length | Height |
| | [mm] | **195** | **295** | **230** |
| **General data** | | | | |
| Weight | [kg] | 11 | | |
| Power consumption | [VA] | 80 | | |
| **Cutting efficiency** | | | | |
| Finely stranded | [mm²] | 0.25 - 10 | | |
| Solid strand | [mm²] | 0.25 - 2.5 | | |
| Max. throughput | [mm] | 8 | | |
| Cross section setting | | automatic | | |
| Maximum number of cuts | [Pcs.] | 999 | | |
| Length | [mm] | 2 ... 99999 | | |
| Feed rate | [m/s] | 0.5 | | |
| Unit of measurement | | mm/inch | | |
| Dialog language | | German / English / French / Italian | | |

### Ordering data

| Description | Type | Order No. | Pcs. / Pkt. |
|---|---|---|---|
| **Automatic cutting device,** 230 V/50 Hz version, for conductors and cables with a diameter of up to 8 mm, solid (up to 2.5 mm²) and stranded (up to 10 mm²) | **CUTFOX 10** | **1206829** | 1 |
| **Automatic cutting device,** 120 V/60 Hz version, for conductors and cables with a diameter of up to 8 mm, solid (up to 2.5 mm²) and stranded (up to 10 mm²) | **CUTFOX 10 120V** | **1206832** | 1 |

### Accessories

| | | | |
|---|---|---|---|
| **Cable unwinders,** for CUTFOX 10, for accommodating and gently unwinding cable rings and coils, complete | **CUTFOX 10 C-UN** | **1208393** | 1 |
| **Turntable,** for CUTFOX 10 cable unwinders, for accommodating cable rings and cable coils | **CUTFOX 10 R-C** | **1208403** | 1 |
| **Retaining bolts,** for CUTFOX 10 rotary table, 4 pcs. | **CUTFOX 10 BAR** | **1208416** | 1 |
| **Replacement drive belt,** for CUTFOX 10, 2 pcs. | **CF-10 WHEEL SET** | **1207271** | 1 |
| **Spare knife set,** for CUTFOX 10 | **CF-10 CUTTER KNIFE SET** | **1207284** | 1 |

## Stripping machine

- Compact stripping machine for automatically stripping conductors with a cross section of 0.08 to 6 mm²
- Multi-strand cables with a diameter of up to 6 mm can also be stripped
- Partial stripping is supported
- Even special types of insulation, such as PTFE and silicone, can be stripped in addition to standard types
- The clamping force automatically adjusts itself to the required extraction force
- Pressure points on sensitive insulation are avoided
- The stripping dimensions are set individually via rotary buttons and shown visually on the large display

**Notes:**

An application video can be found in the download area for the relevant product on our website at www.phoenixcontact.net/products.

**Conductor cross sections from 0.08 to 6 mm²**

### Technical data

| | | | | |
|---|---|---|---|---|
| **Dimensions** | | Width | Length | Height |
| | [mm] | **141** | **363** | **221** |
| **General data** | | | | |
| Weight | [kg] | 9.5 | | |
| Power consumption | [VA] | 160 | | |
| Working cycle | [s] | 0.3 | | |
| Compression | | trapezoidal | | |
| **Stripping power** | | | | |
| Finely stranded | [mm²] | 0.08 - 6 | | |
| Stripping length | [mm] | 3-20 | | |
| Partial stripping length | [mm] | 2-20 | | |
| Max. throughput | [mm] | 6 | | |

### Ordering data

| Description | Type | Order No. | Pcs. / Pkt. |
|---|---|---|---|
| **Stripping machine,** 230 V design, for conductors and cables, solid and stranded 0.08 - 6 mm² (max. Ø 6 mm), with integrated graphic display | **WF 1000** | **1212149** | 1 |
| **Stripping machine,** 120 V design, for conductors and cables, solid and stranded 0.08 - 6 mm² (max. Ø 6 mm), with integrated graphic display | **WF 1000 120V** | **1212258** | 1 |

### Accessories

| | | | |
|---|---|---|---|
| **Spare stripping knife,** for WF 1000 | **WF 1000/SB** | **1212279** | 1 |

## Automatic devices

### Pneumatic crimping pliers

– These crimping pliers are pneumatic tools for ferrules with a cross section range of 0.25 to 10 mm²
– The crimping pliers can process all types of Phoenix Contact ferrules, from uninsulated to insulated TWIN ferrules

**Conductor cross sections from 0.25 to 2.5 mm²**

**Conductor cross sections from 0.25 to 4 mm²**

Applied for:
GOST

| | | Technical data | Technical data |
|---|---|---|---|
| **Application range** | | | |
| Conductor | [mm²] / AWG | 0.25 - 2.5 / 24 - 14 | 0.25 - 4 / 24 - 12 |
| Pressure range | [bar] | 4 - 6 | 4 - 6 |
| Air consumption per compression | [l] | 0.2 | 0.2 |
| Compression | | trapezoidal | trapezoidal |

| Description | Ordering data: Type | Order No. | Pcs. / Pkt. | Ordering data: Type | Order No. | Pcs. / Pkt. |
|---|---|---|---|---|---|---|
| **Pneumatic crimp pliers,** for ferrules as per DIN 46228 | **ZAP 25** | **1203110** | 1 | | | |
| **Pneumatic crimping pliers,** for ferrules according to DIN 46228, three marked die stations, lateral entry | | | | **ZAP 40** | **1212630** | 1 |
| **Pneumatic crimp pliers,** for ferrules as per DIN 46228 | | | | | | |
| **Pneumatic crimp pliers,** for ferrules as per DIN 46228 | | | | | | |
| **Pneumatic crimp pliers,** for ferrules as per DIN 46228 | | | | | | |

**Conductor cross sections from 4 to 10 mm²**

Applied for:
GOST

### Technical data

4 - 10 / 12 - 8
4 - 6
0.2
trapezoidal

### Ordering data

| Type | Order No. | Pcs. / Pkt. |
|---|---|---|
| ZAP 100 | 1203259 | 1 |

**Conductor cross sections from 0.25 to 2.5 mm²**

Applied for:
GOST

### Technical data

0.25 - 2.5 / 24 - 14
4 - 6
0.2
trapezoidal

### Ordering data

| Type | Order No. | Pcs. / Pkt. |
|---|---|---|
| ZAP 25 T | 1203123 | 1 |

**Conductor cross sections from 4 to 10 mm²**

Applied for:
GOST

### Technical data

4 - 10 / 12 - 8
4 - 6
0.2
trapezoidal

### Ordering data

| Type | Order No. | Pcs. / Pkt. |
|---|---|---|
| ZAP 100 T | 1203262 | 1 |

## Portable crimping machine for ferrules, cable lugs, and connectors

The CF 500 is characterized by a high press capacity in a compact design.

Easy to replace dies for processing ferrules, cable lugs, and contacts:

– Ferrules of up to 50 mm²
– TWIN ferrules up to 2 x 10 mm²
– Insulated cable lugs up to 6 mm²
– Uninsulated cable lugs up to 6 mm²
– Tube lugs of up to 10 mm²
– Slip-on sleeves and flat plugs of up to 6 mm²
– Turned contacts up to 10 mm²

Easy assembly of FBS ... plug-in bridges from the CLIPLINE complete system:

**– FBS ...-4, FBS ...-5, FBS ...-6, FBS ...–8**

| Notes: |
|---|
| See data sheet for further technical data. |
| For more information about dies, visit: www.phoenixcontact.net/products. |
| An application video can be found in the download area for the relevant product on our website at www.phoenixcontact.net/products. |

**Connectors up to 50 mm²**

### Technical data

| | | | | |
|---|---|---|---|---|
| **Dimensions** | | Width | Length | Height |
| | [mm] | **140** | **220** | **320** |
| **General data** | | | | |
| Weight | [kg] | 10 | | |
| Power supply | [V] | 100 ... 240 | | |
| Power consumption | [VA] | 160 | | |
| Pressure | [kN] | 10 | | |
| Working cycle | [s] | 1 | | |

### Ordering data

| Description | Type | Order No. | Pcs. / Pkt. |
|---|---|---|---|
| **Crimping machine,** 230 V version, with quantity counter and foot switch<br>230 V version | **CF 500-230V** | **1208348** | 1 |
| **Crimping machine,** 120 V version, with quantity counter and foot switch<br>120 V version | **CF 500-120V** | **1208351** | 1 |

### Accessories

| | | | |
|---|---|---|---|
| **CF 500 protective cover,** without recess (for all dies without assignment) | **CF 500/COV** | **1212250** | 1 |
| For ferrules of up to 6 mm² (AI 6...) | **CF 500/COV AI 6** | **1212254** | 1 |
| For TWIN ferrules (AI–TWIN...) | **CF 500/COV AI TWIN** | **1212266** | 1 |
| For insulated cable lugs (RCI..., TC4) | **CF 500/COV RCI** | **1212255** | 1 |
| For tube lugs 0.5 - 10 mm² | **CF 500/COV RC 10** | **1212252** | 1 |
| For tube lugs with a cross section of 0.34 - 2.5 mm² (SC...) | **CF 500/COV RCT 2,5** | **1212253** | 1 |
| For slip-on sleeves and flat plugs SC 1,5... and SC 6... | **CF 500/COV SC** | **1212251** | 1 |
| For FBS ... plug-in bridges | **CF 500/COV FBS** | **1212462** | 1 |
| **CF 500 Locator,** for slip-on sleeves (SCF...)<br>Width: 2.8 mm, length: 5 mm | **CF 500/LOC SCF 2,8/1,5** | **1212249** | 1 |
| For slip-on sleeves (SCF...) Width: 4.8 mm | **CF 500/LOC SCF 4,8/2,5** | **1212248** | 1 |
| For slip-on sleeves (SCF...) Width: 6.3 mm | **CF 500/LOC SCF 6,3/6** | **1212247** | 1 |
| For slip-on sleeves (SCM...) 0.5 - 2.5 mm² | **CF 500/LOC SCM 6,3/2,5** | **1212264** | 1 |

## Dies for crimping machine



| Description | Ordering data | | |
|---|---|---|---|
| | Type | Order No. | Pcs. / Pkt. |
| **CF 500 die,** for ferrules (A... and AI...) 0.25 - 6 mm² | | | |
| | **CF 500/DIE AI 6** | **1212238** | 1 |
| For ferrules (A... and AI...) 10, 16, and 25 mm² | **CF 500/DIE AI 25** | **1212239** | 1 |
| For ferrules (A... and AI...) 35 and 50 mm² | **CF 500/DIE AI 50** | **1212261** | 1 |
| For TWIN ferrules (AI-TWIN...) 2 x 4, 2 x 6, and 2 x 10 mm² | **CF 500/DIE AI-TWIN 10** | **1212262** | 1 |
| **CF 500 die,** for ferrules (A... and AI...) 0.25 - 6 mm² | | | |
| For insulated cable lugs (RCI... and FCI...) 0.14 - 1.5 mm² | **CF 500/DIE RCI 1,5** | **1212263** | 1 |
| For insulated cable lugs (RCI... and FCI...) 0.5 - 6 mm² | **CF 500/DIE RCI 6** | **1212240** | 1 |
| For cable lugs (RC... and FC...) 0.5 - 10 mm² | **CF 500/DIE RC 10** | **1212244** | 1 |
| For cable lugs (RC... and FC...) 16 mm² | **CF 500/DIE RC 16** | **1212257** | 1 |
| **CF 500 die,** for ferrules (A... and AI...) 0.25 - 6 mm² | | | |
| For slip-on sleeves and flat plugs (SCF... and SCM...) 0.1 - 1.5 mm² | **CF 500/DIE SC 1,5** | **1212241** | 1 |
| For slip-on sleeves and flat plugs (SCF... and SCM...) 0.5 - 6 mm² | **CF 500/DIE SC 6** | **1212242** | 1 |
| **CF 500 die,** for ferrules (A... and AI...) 0.25 - 6 mm² | | | |
| For turned contacts with pin diameters 2.5 and 4.0 mm (CK 2,5…,CK 4,0) 0.14 - 4 mm² | **CF 500/DIE TC 4** | **1212237** | 1 |
| For turned contacts (CK 4.0) 6 - 10 mm² | **CF 500/DIE TC 10** | **1212260** | 1 |
| **CF 500 die,** for assembling FBS ... plug-in bridges | | | |
| For FBS ... plug-in bridges | **CF 500/DIE FBS** | **1212461** | 1 |

N

## CRIMPHANDY, portable hand-held machine, for a 1.0 mm² conductor cross section

The product innovation for switchgear manufacturing – the CRIMPHANDY. With this portable hand-held machine, you can strip and crimp your conductors in under two seconds – 75% less time than before.

- The matching reel ferrules are suitable for use on all modular terminal blocks, particularly those from the CLIPLINE complete system:
- UT screw connection terminal blocks
- ST spring-cage connection terminal blocks
- PT push-in connection terminal blocks
- COMBI plug-in connection solutions
- Detailed information regarding the advantages of the CRIMPHANDY can be found on page 388

**Notes:**

An application video can be found in the download area for the relevant product on our website at www.phoenixcontact.net/products.

**1.0 mm² conductor cross section**

### Technical data

| | | | | |
|---|---|---|---|---|
| **Dimensions** | | | | |
| | [mm] | Width | Length | Height |
| | | **42** | **200** | **67** |
| **General data** | | | | |
| Weight | [kg] | 0.43 | | |
| Conductor | [mm²] / AWG | 1 - 1 / - | | |
| Working cycle | [s] | 2 | | |
| Compression | | Square crimp | | |

### Ordering data

| Description | Type | Order No. | Pcs. / Pkt. |
|---|---|---|---|
| **Portable hand-held machine, battery-powered,** for ferrules, 1.0 mm², incl. battery and charger, 100 - 240 V, in a robust aluminum case<br>For standard PVC and PE conductors | **CF CRIMPHANDY 1,0** | **1212465** | 1 |

### Accessories

| | | | |
|---|---|---|---|
| **Reel ferrules,** 1.0 mm², 8 mm, with plastic sleeve, according to DIN 46228-4, red, 50 pieces per strip | **AI 1,0-8 RD-S** | **1212523** | 50 |
| **Replacement battery,** for CF CRIMPHANDY..., Li-ion 7.4 V, 0.76 Ah | **CF CRIMPHANDY/ACCU** | **1212518** | 1 |
| **Replacement charger,** for CF CRIMPHANDY..., 100 - 240 V AC | **CF CRIMPHANDY/CHARGER** | **1212519** | 1 |

N

## CRIMPHANDY, portable hand-held machine, for a 1.5 mm² conductor cross section

The product innovation for switchgear manufacturing – the CRIMPHANDY. With this portable hand-held machine, you can strip and crimp your conductors in under two seconds – 75% less time than before.

- The matching reel ferrules are suitable for use on all modular terminal blocks, particularly those from the CLIPLINE complete system:
- UT screw connection terminal blocks
- ST spring-cage connection terminal blocks
- PT push-in connection terminal blocks
- COMBI plug-in connection solutions

**Notes:**

An application video can be found in the download area for the relevant product on our website at www.phoenixcontact.net/products.

1.5 mm² conductor cross section

### Technical data

| | | | | |
|---|---|---|---|---|
| **Dimensions** | | | | |
| | [mm] | Width | Length | Height |
| | | **42** | **200** | **67** |
| **General data** | | | | |
| Weight | [kg] | 0.43 | | |
| Conductor | [mm²] / AWG | 1.5 - 1.5 / - | | |
| Working cycle | [s] | 2 | | |
| Compression | | Square crimp | | |

### Ordering data

| Description | Type | Order No. | Pcs. / Pkt. |
|---|---|---|---|
| **Portable hand-held machine, battery-powered,** for ferrules, 1.5 mm², incl. battery and charger, 100 - 240 V, in a robust aluminum case<br>For standard PVC and PE conductors | **CF CRIMPHANDY 1,5** | **1212466** | 1 |

### Accessories

| | | | |
|---|---|---|---|
| **Reel ferrules,** 1.5 mm², 8 mm, with plastic sleeve, according to DIN 46228-4, red, 50 pieces per strip | **AI 1,5-8 BK-S** | **1212524** | 50 |
| **Replacement battery,** for CF CRIMPHANDY..., Li-ion 7.4 V, 0.76 Ah | **CF CRIMPHANDY/ACCU** | **1212518** | 1 |
| **Replacement charger,** for CF CRIMPHANDY..., 100 - 240 V AC | **CF CRIMPHANDY/CHARGER** | **1212519** | 1 |

## Portable automatic stripping and crimping device for taped products

– The compact stripping and crimping machine can be used to process taped ferrules with insulating collars in accordance with DIN 46228–4
– Up to 1200 conductors can be processed an hour
– The conductor is stripped in a single operation and is crimped with a ferrule to a high standard of quality
– Particularly suitable for pre-assembling conductors
– Thanks to its compact and lightweight design, it can also be used as a portable solution for transport between different work locations
– The automatic device can be adapted to various cross sections in under a minute
– Color coding in accordance with ferrule standard DIN 46228–4 makes the assignment of modification components really clear

The suitable taped ferrules support the use of all modular terminal blocks, especially from the **CLIPLINE complete system**:
– UT screw terminal blocks
– ST spring-cage terminal blocks
– PT push-in connection terminal blocks
– COMBI plug-in connection solutions

**Notes:**

An application video can be found in the download area for the relevant product on our website at www.phoenixcontact.net/products.

**Conductor cross sections from 0.25 to 2.5 mm²**

### Technical data

| | | | | |
|---|---|---|---|---|
| **Dimensions** | | Width | Length | Height |
| | [mm] | **165** | **320** | **300** |
| **General data** | | | | |
| Weight | [kg] | 12 | | |
| **Application range** | | | | |
| Conductor | [mm²] / AWG | 0.25 - 2.5 / 24 - 14 | | |
| Power consumption | [VA] | 80 | | |
| Working cycle | [s] | 1.2 | | |
| Compression | | trapezoidal | | |

### Ordering data

| Description | Type | Order No. | Pcs. / Pkt. |
|---|---|---|---|
| **Stripping and crimping machine,** 230 V design, for insulated taped ferrules 0.25 – 2.5 mm², stripping length 8 mm, incl. the conversion kits 0.5 – 2.5 mm² | **CF 3000-2,5** | **1205477** | 1 |
| **Stripping and crimping machine,** 120 V design, for insulated taped ferrules 0.25 – 2.5 mm², stripping length 8 mm, incl. the conversion kits 0.5 – 2.5 mm² | **CF 3000-2,5 120V** | **1205516** | 1 |

### Accessories

| | | | |
|---|---|---|---|
| **Expansion set,** complete, for CF 3000, for taped insulated ferrules, 0.25/0.34 mm², stripping length 8 mm | **CF 3000-TOOLKIT 0,25** | **1212376** | 1 |
| **Spare locator,** | | | |
| 0.25 mm² | **CF 3000 LOC 0,25** | **1212377** | 1 |
| 0.5 mm² | **CF 3000 LOC 0,5** | **1205639** | 1 |
| 0.75 mm² | **CF 3000 LOC 0,75** | **1205642** | 1 |
| 1.0 mm² | **CF 3000 LOC 1,0** | **1205655** | 1 |
| 1.5 mm² | **CF 3000 LOC 1,5** | **1205668** | 1 |
| 2.5 mm² | **CF 3000 LOC 2,5** | **1205671** | 1 |
| **Spare knife**, 0.25 mm², adjustable | | | |
| 0.25 mm², adjustable | **CF 3000 AB 0,25** | **1212380** | 1 |
| 0.5 mm² | **CF 3000 AM 0,5** | **1205587** | 1 |
| 0.75 mm² | **CF 3000 AM 0,75** | **1205590** | 1 |
| 1.0 mm² | **CF 3000 AM 1,0** | **1205600** | 1 |
| 1.5 mm² | **CF 3000 AM 1,5** | **1205613** | 1 |
| 2.5 mm² | **CF 3000 AM 2,5** | **1205626** | 1 |

## Ferrules with plastic sleeve, taped, for the CF 3000-2,5 crimping machine

- The taped ferrules have been developed specifically for the CF 3000−2,5 crimping machine
- Available in the main color ranges up to 2.5 mm²
- Can be used to wire all modular terminal blocks, especially those of the CLIPLINE complete system

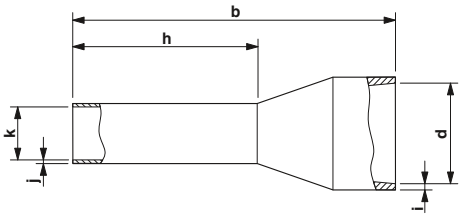


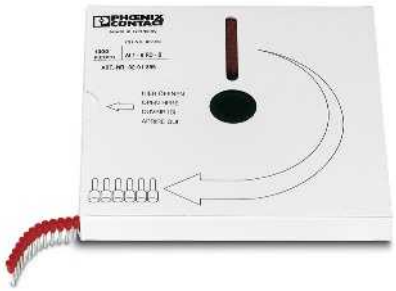

**Conductor cross sections from 0.25 to 8 mm²**

| | Technical data | Technical data |
|---|---|---|
| **General data** | | |
| Material / coating | | E-CU / tin-plated (galvanic) |
| Plastic sleeve material | | polypropylene |
| Long/short-term temperature | | 105°C / 120°C |

### Ordering data

| Description | Cross section [mm²] | AWG | Color | Dimensions [mm] a | b | d | h | i | j | k | Type | Order No. | Pcs. / Pkt. |
|---|---|---|---|---|---|---|---|---|---|---|---|---|---|
| **Taped ferrule,** with plastic sleeve, color range as per **DIN 46228-4: 1990-09,** CSA-certified | | | | | | | | | | | | | |
| | 0.25 | 22 | yellow | - | 14.00 | 2.20 | 8.00 | 0.25 | 0.15 | 0.80 | **AI 0,25-8 YE-B** | **3240251** | 1000 |
| | 0.5 | 20 | white | - | 14.00 | 2.50 | 8.00 | 0.25 | 0.15 | 1.10 | **AI 0,5 - 8 WH-B** | **3201369** | 1000 |
| | 0.75 | 18 | gray | - | 14.00 | 2.80 | 8.00 | 0.25 | 0.15 | 1.30 | **AI 0,75- 8 GY-B** | **3201372** | 1000 |
| | 1 | 18 | red | - | 14.00 | 3.00 | 8.00 | 0.30 | 0.15 | 1.50 | **AI 1 - 8 RD-B** | **3201385** | 1000 |
| | 1.5 | 16 | black | - | 14.00 | 3.40 | 8.00 | 0.30 | 0.15 | 1.80 | **AI 1,5 - 8 BK-B** | **3201398** | 1000 |
| | 2.5 | 14 | blue | - | 14.00 | 4.20 | 8.00 | 0.30 | 0.15 | 2.30 | **AI 2,5 - 8 BU-B** | **3201408** | 500 |
| **Taped ferrules,** with plastic sleeve, color code as per NF C 63-023: 1994-02, CSA-certified | | | | | | | | | | | | | |
| | 0.75 | 18 | blue | - | 14.00 | 2.80 | 8.00 | 0.25 | 0.15 | 1.30 | **AI 0,75- 8 BU-B** | **3201547** | 1000 |
| | 2.5 | 14 | gray | - | 14.00 | 4.20 | 8.00 | 0.30 | 0.15 | 2.30 | **AI 2,5 - 8 GY-B** | **3201550** | 500 |
| **Taped ferrules,** with plastic sleeve, special colors, CSA-certified | | | | | | | | | | | | | |
| | 0.25 | 22 | blue | - | 14.00 | 2.20 | 8.00 | 0.25 | 0.15 | 0.80 | **AI 0,25-8 BU-B** | **3240250** | 1000 |
| | 0.34 | 22 | turquoise | - | 14.00 | 2.20 | 8.00 | 0.25 | 0.15 | 0.80 | **AI 0,34-8 TQ-B** | **3240249** | 1000 |
| | 0.5 | 20 | orange | - | 14.00 | 2.50 | 8.00 | 0.25 | 0.15 | 1.10 | **AI 0,5 - 8 OG-B** | **3201563** | 1000 |
| | 0.75 | 18 | white | - | 14.00 | 2.80 | 8.00 | 0.25 | 0.15 | 1.30 | **AI 0,75- 8 WH-B** | **3201576** | 1000 |
| | 1 | 18 | yellow | - | 14.00 | 3.00 | 8.00 | 0.30 | 0.15 | 1.50 | **AI 1 - 8 YE-B** | **3201589** | 1000 |
| | 1.5 | 16 | red | - | 14.00 | 3.40 | 8.00 | 0.30 | 0.15 | 1.80 | **AI 1,5 - 8 RD-B** | **3201592** | 1000 |

## Stripping and crimping machine for bulk goods

**Conductor cross sections from 0.34 to 4 mm²**

- The stripping and crimping machine can be used to process loose ferrules with insulating collars in accordance with DIN 46228–4
- Up to 1200 conductors can be processed an hour
- The conductor is stripped in a single operation and is crimped with a ferrule to a high standard of quality
- The extraction forces conform to the requirements of IEC/EN 60999 and IEC/EN 60947

Other key features of the automatic device are as follows:

- Robust design
- Quick change of cross section without the need for additional adjustments
- Quantity counter
- Suitable for bulk processing

### Technical data

| | | Width | Length | Height |
|---|---|---|---|---|
| **Dimensions** | | | | |
| | [mm] | **240** | **490** | **390** |
| **General data** | | | | |
| Weight | [kg] | 29 | | |
| Power supply | [V] | 100 ... 240 | | |
| Air consumption per compression | [l] | 1.2 | | |
| Working cycle | [s] | 1.5 | | |
| Compression | | trapezoidal | | |

### Ordering data

| Description | Type | Order No. | Pcs. / Pkt. |
|---|---|---|---|
| **Stripping and crimping machine,** 100 - 230 V version, electro-pneumatic, for loose ferrules with insulating collar, 0.34 – 4 mm², incl. conversion kits 0.5 – 1.5 mm² (stripping length 8 mm) | **CF 1000-1,5** | **1208199** | 1 |

### Accessories

| | | | |
|---|---|---|---|
| **Extension kit,** complete, for CF 1000, for loose ferrules with insulating collar | | | |
| 0.25/0.34 mm², stripping length: 6 mm | **CF 1000-TOOLKIT 0,34/ 6** | **1208212** | 1 |
| 0.25/0.34 mm², stripping length 8 mm | **CF 1000-TOOLKIT 0,34/ 8** | **1208225** | 1 |
| 2.5 mm², stripping length 8 mm | **CF 1000-TOOLKIT 2,5/ 8** | **1208241** | 1 |
| 4 mm², stripping length 10 mm | **CF 1000-TOOLKIT 4,0/10** | **1208270** | 1 |
| **Spare knife**, V-form, for CF 1000 | **CF 1000 EM** | **1205215** | 1 |
| **Protective cover,** for CF 1000 | **CF 1000-COVER** | **1208306** | 1 |

## Stripping and crimping machine for bulk goods

– The stripping and crimping machine can be used to process loose ferrules with insulating collars in accordance with DIN 46228–4
– Up to 1200 conductors can be processed an hour
– The conductor is stripped in a single operation and is crimped with a ferrule to a high standard of quality
– The extraction forces conform to the requirements of IEC/EN 60999 and IEC/EN 60947

Other key features of the automatic device are as follows:
– Robust design
– Quick change of cross section without the need for additional adjustments
– Quantity counter
– Suitable for bulk processing

**Conductor cross section of 4 / 6 / 10 mm²**

### Technical data

| | | | | |
|---|---|---|---|---|
| **Dimensions** | | Width | Length | Height |
| | [mm] | **240** | **490** | **390** |
| **General data** | | | | |
| Weight | [kg] | 29 | | |
| Power supply | [V] | 100 ... 240 | | |
| Air consumption per compression | [l] | 1.2 | | |
| Working cycle | [s] | 1.5 | | |
| Compression | | trapezoidal | | |

### Ordering data

| Description | Type | Order No. | Pcs. / Pkt. |
|---|---|---|---|
| **Stripping and crimping machine,** 100 - 230 V version, electro-pneumatic, for loose ferrules with insulating collar, 4 mm², 6 mm², and 10 mm², without conversion kit | **CF 1000-10** | **1212456** | 1 |

### Accessories

| | | | |
|---|---|---|---|
| **Conversion kit,** complete, for CF 1000-10, for loose ferrules with insulating collar | | | |
| 4 mm², stripping length: 10 - 12 mm | **CF 1000-10-TOOLKIT 4/10-12** | **1212458** | 1 |
| 6 mm², 12 mm stripping length | **CF 1000-10-TOOLKIT 6/12** | **1212459** | 1 |
| 10 mm², 12 mm stripping length | **CF 1000-10-TOOLKIT 10/12** | **1212460** | 1 |
| **Spare knife**, V-form, for CF 1000 | **CF 1000 EM** | **1205215** | 1 |
| **Protective cover,** for CF 1000 | **CF 1000-COVER** | **1208306** | 1 |

# Installation and mounting material - CABINET add-on

The installation of switchgear and control cabinets need not be time-consuming and occupy a large amount of space if suitable mounting devices are used and the right tool is selected. We offer a comprehensive range of products for this.

The CABINET add-on range includes mounting material and mounting devices for all aspects of control cabinet installation. DIN rails and end brackets, for example, ensure the secure attachment of electrical connecting elements and components inside the control cabinet.

Additional security is assured by cover profiles, while shield connection clamps enable EMC-compliant wiring.

The cable management product range spans from the innovative CES space- and cost-saving cable entry system, across the extensive range of cable protection systems and cable ducts, right up to cable binders for every application.

**Product range overview**


**Installation and mounting material** 484

**Component mounting**

NS 15, NS 35, and NS 32 DIN rails 486
End brackets for DIN rails 498
Marking for terminal strips 500
Brackets for mounting on DIN rails 502
Adapter and support 503

**Busbars**

Neutral busbar 508
Power and branch terminal blocks 509
Connection terminal blocks for busbars 510

**Connection terminal blocks and sockets**

Europe connectors 512
Junction box connectors 516
Sockets 518

**Shielding** 520

Shield connection clamps 522
Supports 524

**Cable management**

**CES cable entry system** 532

**Cable routing** 542

Cable ducts 543
Scissors and cutters 546
Cable clamps for DIN rail 547

**Cable protection**

Protective hoses and screw connections 548
Accessories 566

**Cable bundling**

Cable binders 572



You can save time when securing electrical connections and components in switchgear by using suitable mounting devices. By combining the mounting accessories appropriately, you can make optimum use of the space inside the control cabinet. DIN rails form the basis for the "insides" of the control cabinet. They ensure that the DIN rail-mountable components are held securely. Phoenix Contact offers a wide range of standardized rails made from various materials. On request, they can be supplied cut to length and with pre-drilled holes. The range is rounded off by cable clamps and corresponding rails.

End brackets are used for a secure lateral hold on the components, especially in the event of jolts and vibrations in the systems. Depending on the application, they must either be fastened using screws or can simply be snapped onto the DIN rails as in the case of the CLIPFIX series. Marker carriers can be snapped onto the end brackets for greater clarity and to create a visual distinction between individual terminal strip blocks.

There is a wide range of cover profiles to ensure the necessary level of safety.
The wide choice of cable ducts provides users with flexible and straightforward cable installation solutions that simply involve breaking out the lateral segments without the need for tools.
The assembly material is rounded off by installation materials that include pick-off terminal blocks, Europe connectors, and junction box connectors.

For control cabinet engineering applications, the key features of the NS 15 and NS 35 DIN rails are their high degree of dimensional accuracy and double surface tempering. They are galvanized and feature thick layer passivation, which makes them RoHS compliant.



Used in conjunction with the NS 15 and NS 35 DIN rails, the end brackets ensure that the components remain securely attached to the rails. A comprehensive range of end brackets is available for specific applications.



Cover profiles are used to cover live parts and also provide protection against accidental actuation of terminal points or disconnect terminal blocks.

Phoenix Contact offers various connection terminal blocks, branch terminal blocks, and power terminal blocks for busbars in switchgear and control gear.

The wide range of Europe terminal blocks includes terminal blocks with and without wire protection. The individual positions can be separated easily by twisting without the need for tools. The push-in connection technology of the junction box connector series means that solid conductors or conductors with ferrules can be inserted into the terminal point with ease. Low insertion forces and high pull-out forces ensure a secure connection.

The rail-mountable socket in a standard format is as much a must in modern switchgear as in simple distributors. The socket is mounted in an exposed position to allow assembly tools, service devices, and other electrical equipment to be installed conveniently.

## DIN rails NS 15, flat design

| Notes: |
|---|
| For dimensional drawings and ordering examples, see page 497. |
| For PPS ... DIN rail profile cutters, see page 372. |
| 1) Please specify the desired length in millimeters when placing your order. See order example. |
| 2) Please specify the desired length and borehole when placing your order. See order example. |

**Unperforated, zinc plated, and thick layer passivated**

- The design of the DIN rails complies with European standard EN 60715
- Particular attention has been paid to a high degree of dimensional accuracy and surface tempering
- All DIN rails are also available cut to length

The DIN rails are available with various surface coatings and are suitable for the following applications:

- Zinc plated, for indoor applications
- White passivated, for indoor applications
- Zinc plated and thick layer passivated, for indoor and protected outdoor applications
- Aluminum; as a result of their improved conductivity, these versions can also be used as PEN busbars

### Technical data

| General data | |
|---|---|
| Material / coating | Steel / galvanized, thick layer passivated |

### Ordering data

| Description | Color | Type | Order No. | Pcs. / Pkt. |
|---|---|---|---|---|
| **DIN rail, unperforated,** in accordance with EN 60715 - 15 x 5.5 mm, galvanized and thick layer passivated, supply length: 2 m | silver | **NS 15 UNPERF 2000MM** | **1401695** | 5 |
| **DIN rail, unperforated** in accordance with EN 60715 - 15 x 5.5 mm, galvanized and thick layer passivated, cut to length according to customer specifications1) | silver | **NS 15 UNPERF/...** | **1208089** | 1 |
| **DIN rail, unperforated** in acc. with EN 60715 - 15 x 5.5 mm, galvanized and thick layer passivated, cut to length acc. to customer specifications and provided with mounting holes2) | silver | **NS 15 UNPERF/SO/...** | **1208092** | 1 |
| **DIN rail, perforated,** in accordance with EN 60715 - 15 x 5.5 mm, galvanized and thick layer passivated, supply length: 2 m | silver | | | |
| **DIN rail, perforated** in accordance with EN 60715 - 15 x 5.5 mm, galvanized and thick layer passivated, cut to length according to customer specifications1) | silver | | | |
| **DIN rail, perforated,** dimensions according to EN 60715 - 15 x 5.5 mm, white passivated, flat design, supply length: 2 m | white | | | |
| **DIN rail, perforated,** dimensions in acc. with EN 60715 - 15 x 5.5 mm, supply length: 2 m, **material: aluminum** | silver | | | |

N

**Perforated, zinc plated, and thick layer passivated**

**Perforated, white passivated**

**Perforated, aluminum**

## Technical data

Steel / galvanized, passivated with a thick layer

## Ordering data

| Type | Order No. | Pcs. / Pkt. |
|---|---|---|
| NS 15 PERF 2000MM | 1401682 | 5 |
| NS 15 PERF/... | 1208102 | 1 |

## Technical data

Steel / galvanized, white passivated

## Ordering data

| Type | Order No. | Pcs. / Pkt. |
|---|---|---|
| NS 15 WH PERF 2000MM | 1204096 | 5 |

## Technical data

Aluminum / uncoated

## Ordering data

| Type | Order No. | Pcs. / Pkt. |
|---|---|---|
| NS 15 AL PERF 2000MM | 1401763 | 5 |

## NS 15 DIN rails, flat design

| Notes: |
|---|
| For dimensional drawings and ordering examples, see page 497. |
| For PPS ... DIN rail profile cutters, see page 372. |
| 1) Please specify the desired length in millimeters when placing your order. See order example. |
| 2) Please specify the desired length and borehole when placing your order. See order example. |

**Unperforated, zinc plated, and thick layer passivated**

– The design of the DIN rails complies with European standard EN 60715
– Particular attention has been paid to a high degree of dimensional accuracy and surface tempering
– All DIN rails are also available cut to length

The DIN rails are available with various surface coatings and are suitable for the following applications:
– Zinc plated, for indoor applications
– White passivated, for indoor applications
– Zinc plated and thick layer passivated, for indoor and protected outdoor applications
– Aluminum; as a result of their improved conductivity, these versions can also be used as PEN busbars

### Technical data

| General data | |
|---|---|
| Material / coating | Steel / galvanized, thick layer passivated |

### Ordering data

| Description | Color | Type | Order No. | Pcs. / Pkt. |
|---|---|---|---|---|
| **DIN rail, unperforated,** in acc. with EN 60715 - 35 x 7.5 mm, galvanized and thick layer passivated, flat design, supply length: 2 m | silver | **NS 35/ 7,5 UNPERF 2000MM** | **0801681** | 5 |
| **DIN rail, unperforated** in accordance with EN 60715 - 35 x 7.5 mm, galvanized and thick layer passivated, flat design, cut to length according to customer specifications[1]) | silver | **NS 35/ 7,5 UNPERF/...** | **1208115** | 1 |
| **DIN rail, unperforated** in accordance with EN 60715 - 35 x 7.5 mm, galvanized and thick layer passivated, flat design, cut to length according to customer specifications and provided with mounting holes[2]) | silver | **NS 35/ 7,5 UNPERF/SO/...** | **1208128** | 1 |
| **DIN rail, unperforated,** dimensions according to EN 60715 - 35 x 7.5 mm, white passivated, flat design, supply length: 2 m | white | | | |
| **DIN rail, unperforated,** dimensions in acc. with EN 60715 - 35 x 7.5 mm, galvanized, flat design, supply length: 2 m | silver | | | |
| **DIN rail, unperforated,** dimensions in acc. with EN 60715 - 35 x 7.5 mm, flat design, supply length: 2 m, **Material: copper** | copper-colored | | | |

### Accessories

| | | | |
|---|---|---|---|
| **DIN rail end piece** for DIN rail NS35/7,5 | **NS 35/ 7,5 CAP** | **1206560** | 100 |

Unperforated, white passivated

Unperforated, zinc plated

Unperforated, copper

| Technical data |
|---|
| Steel / galvanized, white passivated |

| Ordering data | | |
|---|---|---|
| Type | Order No. | Pcs. / Pkt. |
| NS 35/ 7,5 WH UNPERF 2000MM | 1204122 | 5 |

| Accessories | | |
|---|---|---|
| NS 35/ 7,5 CAP | 1206560 | 100 |

| Technical data |
|---|
| Steel / galvanized |

| Ordering data | | |
|---|---|---|
| Type | Order No. | Pcs. / Pkt. |
| NS 35/ 7,5 ZN UNPERF 2000MM | 1206434 | 5 |

| Accessories | | |
|---|---|---|
| NS 35/ 7,5 CAP | 1206560 | 100 |

| Technical data |
|---|
| Copper / uncoated |

| Ordering data | | |
|---|---|---|
| Type | Order No. | Pcs. / Pkt. |
| NS 35/ 7,5 CU UNPERF 2000MM | 0801762 | 5 |

| Accessories | | |
|---|---|---|
| NS 35/ 7,5 CAP | 1206560 | 100 |

## NS 35 DIN rails, flat design

| Notes: |
|---|
| For dimensional drawings and ordering examples, see page 497. |
| For PPS ... DIN rail profile cutters, see page 372. |

Unperforated, aluminum

Unperforated, stainless steel

| | Technical data | | | Technical data | | |
|---|---|---|---|---|---|---|
| **General data** | | | | | | |
| Material / coating | Aluminum / uncoated | | | Stainless steel V2A / uncoated | | |
| | **Ordering data** | | | **Ordering data** | | |
| Description / Color | **Type** | **Order No.** | Pcs. / Pkt. | **Type** | **Order No.** | Pcs. / Pkt. |
| **DIN rail, unperforated,** dimensions in acc. with EN 60715 - 35 x 7.5 mm, flat design, supply length: 2 m, **Material: aluminum** / silver | **NS 35/ 7,5 AL UNPERF 2000MM** | **0801704** | 5 | | | |
| **DIN rail, unperforated,** dimensions in acc. with EN 60715 - 35 x 7.5 mm, flat design, supply length: 2 m, **Material: stainless steel V2A** / silver | | | | **NS 35/ 7,5 V2A UNPERF 2000MM** | **0801377** | 5 |
| | **Accessories** | | | **Accessories** | | |
| **DIN rail end piece** for DIN rail NS35/7,5 | **NS 35/ 7,5 CAP** | **1206560** | 100 | **NS 35/ 7,5 CAP** | **1206560** | 100 |

## NS 35 DIN rails, flat design, perforated

| Notes: |
|---|
| For PPS ... DIN rail profile cutters, see page 372 |
| [1]) Please specify the desired length in millimeters when placing your order. See order example. |

Perforated, zinc plated, and thick layer passivated

Perforated, zinc plated

| | Technical data | | | Technical data | | |
|---|---|---|---|---|---|---|
| **General data** | | | | | | |
| Material / coating | Steel / galvanized, thick layer passivated | | | Steel / galvanized | | |
| | **Ordering data** | | | **Ordering data** | | |
| Description / Color | **Type** | **Order No.** | Pcs. / Pkt. | **Type** | **Order No.** | Pcs. / Pkt. |
| **DIN rail, perforated,** in acc. with EN 60715 - 35 x 7.5 mm, galvanized and thick layer passivated, flat design, supply length: 2 m / silver | **NS 35/ 7,5 PERF 2000MM** | **0801733** | 5 | | | |
| **DIN rail, perforated,** in accordance with EN 60715 - 35 x 7.5 mm, galvanized and thick layer passivated, flat design, for cabinet width / depth of 0.8 m | | | | | | |
| Length: 755 mm / silver | **NS 35/ 7,5 PERF 755MM** | **1207640** | 10 | | | |
| For cabinet width / depth of 1.2 m, supply length: 1155 mm / silver | **NS 35/ 7,5 PERF 1155MM** | **1207666** | 10 | | | |
| **DIN rail, perforated** in accordance with EN 60715 - 35 x 7.5 mm, galvanized and thick layer passivated, flat design, cut to length according to customer specifications[1]) / silver | **NS 35/ 7,5 PERF/...** | **1208131** | 1 | | | |
| **DIN rail, perforated,** dimensions in acc. with EN 60715 - 35 x 7.5 mm, galvanized, flat design, supply length: 2 m / silver | | | | **NS 35/ 7,5 ZN PERF 2000MM** | **1206421** | 5 |
| **DIN rail, perforated,** in accordance with EN 60715 - 35 x 7.5 mm, galvanized and thick layer passivated, flat design, for cabinet width / depth of 0.8 m | | | | | | |
| Length: 755 mm / silver | **NS 35/ 7,5 PERF 755MM** | **1207640** | 10 | | | |
| | **Accessories** | | | **Accessories** | | |
| **DIN rail end piece** for DIN rail NS35/7,5 | **NS 35/ 7,5 CAP** | **1206560** | 100 | **NS 35/ 7,5 CAP** | **1206560** | 100 |

## NS 35 DIN rails, tall design

| Notes: |
|---|
| For dimensional drawings and ordering examples, see page 497. |
| For PPS ... DIN rail profile cutters, see page 372. |
| [1]) Please specify the desired length in millimeters when placing your order. See order example. |
| [2]) Please specify the desired length and borehole when placing your order. See order example. |

**Unperforated, zinc plated, and thick layer passivated**

**Unperforated, white passivated**

| | | Technical data | | | Technical data | | |
|---|---|---|---|---|---|---|---|
| **General data** | | | | | | | |
| Material / coating | | Steel / galvanized, thick layer passivated | | | Steel / galvanized, white passivated | | |
| | | **Ordering data** | | | **Ordering data** | | |
| Description | Color | **Type** | **Order No.** | Pcs. / Pkt. | **Type** | **Order No.** | Pcs. / Pkt. |
| **DIN rail, unperforated,** in acc. with EN 60715 - 35 x 15 mm, galvanized and thick layer passivated, tall design, supply length: 2 m | silver | **NS 35/15 UNPERF 2000MM** | **1201714** | 5 | | | |
| **DIN rail, unperforated** in accordance with EN 60715 - 35 x 15 mm, galvanized and thick layer passivated, tall design, cut to length according to customer specifications[1]) | silver | **NS 35/15 UNPERF/...** | **1208144** | 1 | | | |
| **DIN rail, unperforated** in accordance with EN 60715 - 35 x 15 mm, galvanized and thick layer passivated, tall design, cut to length according to customer specifications and provided with mounting holes[2]) | silver | **NS 35/15 UNPERF/SO/...** | **1208157** | 1 | | | |
| **DIN rail, unperforated,** similar to EN 60715 - 35 x 15 mm, 1.5 mm thick, white passivated, tall design, supply length: 2 m | white | | | | **NS 35/15 WH UNPERF 2000MM** | **1204135** | 5 |
| **DIN rail, unperforated** similar to EN 60715 - 35 x 15 mm, 1.5 mm thick, tin-plated, tall design, supply length: 2 m | silver | | | | | | |
| **DIN rail, unperforated** similar to EN 60715 - 35 x 15 mm, 1.5 mm thick, tall design, supply length: 2 m, **material: copper** | copper-colored | | | | | | |
| **DIN rail, unperforated** in accordance with EN 60715 - 35 x 15 mm, 2.3 mm thick, galvanized and thick layer passivated, tall design, for universal cut, supply length: 2 m | silver | | | | | | |
| | | **Accessories** | | | **Accessories** | | |
| for DIN rail NS35/15 | | **NS 35/15 CAP** | **1206573** | 100 | **NS 35/15 CAP** | **1206573** | 100 |

Unperforated, zinc plated

Unperforated, copper

Unperforated, zinc plated, and thick layer passivated, material thickness 2.3 mm

## Technical data

Steel / galvanized

## Ordering data

| Type | Order No. | Pcs. / Pkt. |
|---|---|---|
| NS 35/15 ZN UNPERF 2000MM | 1206586 | 5 |

## Accessories

| | | |
|---|---|---|
| NS 35/15 CAP | 1206573 | 100 |

## Technical data

Copper / uncoated

## Ordering data

| Type | Order No. | Pcs. / Pkt. |
|---|---|---|
| NS 35/15 CU UNPERF 2000MM | 1201895 | 5 |

## Accessories

| | | |
|---|---|---|
| NS 35/15 CAP | 1206573 | 100 |

## Technical data

Steel / galvanized, thick layer passivated

## Ordering data

| Type | Order No. | Pcs. / Pkt. |
|---|---|---|
| NS 35/15-2,3 UNPERF 2000MM | 1201798 | 5 |

## Accessories

## NS 35 DIN rails, tall design, perforated

- The design of the DIN rails complies with European standard EN 60715
- Particular attention has been paid to a high degree of dimensional accuracy and surface tempering
- All DIN rails are also available cut to length

The DIN rails are available with various surface coatings and are suitable for the following applications:

- Zinc plated, for indoor applications
- White passivated, for indoor applications
- Zinc plated and thick layer passivated, for indoor and protected outdoor applications
- Aluminum and copper. As a result of their improved conductivity, these versions can also be used as PEN busbars

**Notes:**

For dimensional drawings and ordering examples, see page 497.

For PPS ... DIN rail profile cutters, see page 372.

[1]) Please specify the desired length in millimeters when placing your order. See order example.

**Perforated, zinc plated, and thick layer passivated**

### Technical data

| General data | |
|---|---|
| Material / coating | Steel / galvanized, thick layer passivated |

### Ordering data

| Description | Color | Type | Order No. | Pcs. / Pkt. |
|---|---|---|---|---|
| **DIN rail, perforated,** in acc. with EN 60715 - 35 x 15 mm, galvanized and thick layer passivated, tall design, supply length: 2 m | silver | **NS 35/15 PERF 2000MM** | **1201730** | 5 |
| **DIN rail, perforated,** in accordance with EN 60715 - 35 x 15 mm, galvanized and thick layer passivated, tall design, for cabinet width / depth of 0.8 m | | | | |
| Length: 755 mm | silver | **NS 35/15 PERF 755MM** | **1207679** | 10 |
| For cabinet width / depth of 1.0 m, supply length: 955 mm | silver | **NS 35/15 PERF 955MM** | **1207682** | 10 |
| For cabinet width / depth of 1.2 m, supply length: 1155 mm | silver | **NS 35/15 PERF 1155MM** | **1207695** | 10 |
| **DIN rail, perforated** in accordance with EN 60715 - 35 x 15 mm, galvanized and thick layer passivated, tall design, supply length: 2 m, cut to length according to the customer specifications[1]) | silver | **NS 35/15 PERF/...** | **1208160** | 1 |
| **DIN rail, perforated,** according to EN 60715 - 35 x 15 mm, white passivated, tall design, supply length: 2 m | white | | | |
| **DIN rail, perforated** similar to EN 60715 - 35 x 15 mm, 1.5 mm thick, tin-plated, tall design, supply length: 2 m | silver | | | |

Perforated, white passivated

Unperforated, zinc plated

| Technical data |
|---|
| Steel / galvanized, white passivated |

| Ordering data | | |
|---|---|---|
| Type | Order No. | Pcs. / Pkt. |
| NS 35/15 WH PERF 2000MM | 0806602 | 5 |

| Technical data |
|---|
| Steel / galvanized |

| Ordering data | | |
|---|---|---|
| Type | Order No. | Pcs. / Pkt. |
| NS 35/15 ZN PERF 2000MM | 1206599 | 5 |

## NS 32 DIN rails

**Notes:**

For PPS ... DIN rail profile cutters, see page 372.

**Unperforated, galvanized, and thick layer passivated**

### Technical data

| | |
|---|---|
| **General data** | |
| Material / coating | Steel / galvanized, thick layer passivated |

### Ordering data

| Description | Color | Type | Order No. | Pcs. / Pkt. |
|---|---|---|---|---|
| **DIN rail, unperforated,** in accordance with EN 60715 - G32, supply length: 2 m, galvanized and thick layer passivated | silver | **NS 32 UNPERF 2000MM** | **1201015** | 5 |
| **DIN rail, perforated,** in accordance with EN 60715 - G32, galvanized and thick layer passivated, supply length: 2 m | silver | **NS 32 PERF 2000MM** | **1201002** | 5 |

## NS 35 DIN rails, tall design that supports the use of slide nuts

- The NS 35/15 AL DIN rail has been designed to accommodate GLM ... slide nuts
- The slide nuts even allow components without an additional snap-on foot to be mounted

**Notes:**

For dimensional drawings and ordering examples, see page 497.

**NS 35, 15 mm high DIN rail with slide nut guide**

### Technical data

| | | | |
|---|---|---|---|
| **Dimensions** | Width | Length | Height |
| [mm] | **35** | **2000** | **15** |
| **General data** | | | |
| Material | Aluminum | | |

### Ordering data

| Description | Color | Type | Order No. | Pcs. / Pkt. |
|---|---|---|---|---|
| **DIN rail, unperforated** similar to EN 60715 - 35 x 15 mm, deep-drawn, tall design, with slide nut guide, supply length: 2 m | silver | **NS 35/15 AL UNPERF 2000MM** | **1201756** | 5 |
| **DIN rail, unperforated** similar to EN 60715 - 35 x 15 mm, deep-drawn, tall design, with slide nut guide, cut to length according to customer specifications | silver | **NS 35/15 AL UNPERF/...** | **1210213** | 1 |
| **Slide nut,** for DIN rail NS 35/15-AL, for fixing devices, **material: steel** | | | | |
| M4 | silver | **GLM 4** | **1201769** | 100 |
| M5 | silver | **GLM 5** | **1201772** | 100 |
| M6 | silver | **GLM 6** | **1201785** | 100 |

## Example configuration for NS 35/15 UNPERF/SO/...:

(minimum order quantity 20 units)

When ordering 20 unperforated NS 35/15 DIN rails with 6 mm ø end holes at both ends (as 20 mm elongated holes, the hole center of which is 50 mm from the end of the rail) with a length of 550 mm, the following information must be given:

| Pcs. | Order No. | Length in mm | Dim. A | Dim. B | Dim. C |
|---|---|---|---|---|---|
| 20 | 1208157 | 550 | 6 | 50 | 20 |

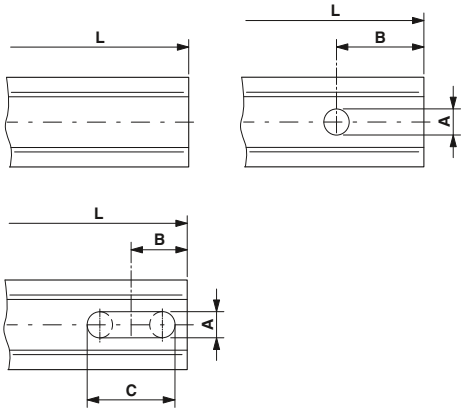


## Example configuration for NS 35/7,5 UNPERF/...:

(minimum order quantity 20 units)

When ordering 20 unperforated NS 35/7,5 DIN rails without end holes with a length of 1750 mm, the following information must be given:

| Pcs. | Order No. | Length in mm |
|---|---|---|
| 20 | 1208115 | 1750 |

L = length
A = hole diameter [mm]
B = distance between end and hole center [mm]
C = length of elongated hole [mm]
The following dimensions are possible:
Round hole: C = 0
Elongated hole: C = 10, 15, 20 or 25 mm

## Dimensional drawings for DIN rails

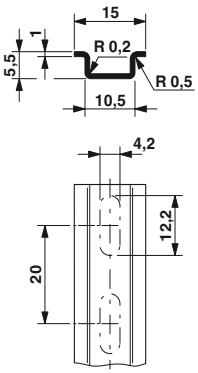


NS 15

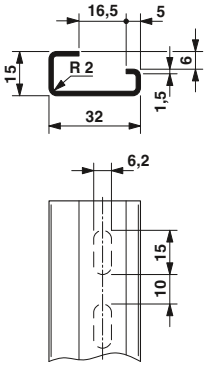


NS 32

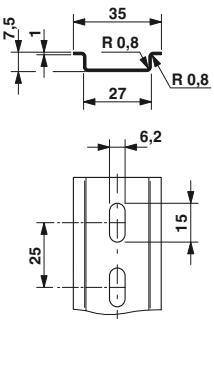


NS 35/7,5

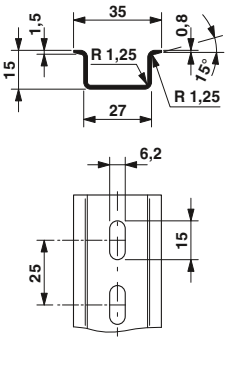


NS 35/15

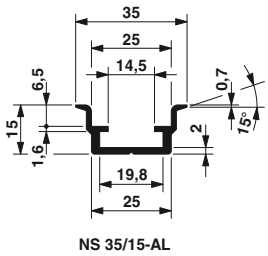


NS 35/15-AL

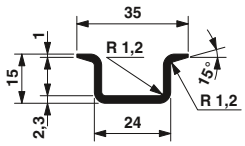


NS 35/15-2,3

## Snap-on end bracket, for NS 15 and NS 35 DIN rails

- Phoenix Contact has engineered its CLIPFIX end brackets to maintain a secure grip on the various DIN rail systems
- Design width of just 5.2 mm
- Parking facility for bridges and plugs
- Large area for labeling

End bracket for NS 15 DIN rail

End bracket for NS 35 DIN rail

| | | Technical data | | | Technical data | | |
|---|---|---|---|---|---|---|---|
| **Dimensions** | | Width | Length | Height | Width | Length | Height |
| | [mm] | **5.2** | **22** | **22.6** | **5.15** | **48.5** | **35** |
| **General data** | | | | | | | |
| Material | | PA | | | PA | | |
| Inflammability class according to UL 94 | | V2 | | | V2 | | |

| | | Ordering data | | | Ordering data | | |
|---|---|---|---|---|---|---|---|
| Description | Color | **Type** | **Order No.** | Pcs. / Pkt. | **Type** | **Order No.** | Pcs. / Pkt. |
| **End bracket,** for snapping onto NS 15, 5.2 mm wide, labeling with ZB 5 and ZBF 5, KLM, parking facilities for bridges and test accessories | gray | **CLIPFIX 15** | **3022263** | 50 | | | |
| **End bracket,** for snapping onto NS 35, 5.15 mm wide, can be marked with ZB 5 and UCT-EM (30X5), parking option for bridges and test plugs | gray | | | | **CLIPFIX 35-5** | **3022276** | 50 |
| **End bracket,** for snapping onto NS 35, 9.5 mm wide, can be labeled | gray | | | | **CLIPFIX 35** | **3022218** | 50 |

## Screw-on end bracket, for NS 35 and NS 32 DIN rails

- With universal foot for NS 35 and NS 32 DIN rails
- Tall and flat designs
- Large area for labeling

For NS 35 and NS 32 DIN rails

For multi-level terminal blocks on NS 35 and NS 32 DIN rails

| | | Technical data | | | Technical data | | |
|---|---|---|---|---|---|---|---|
| **Dimensions** | | Width | Length | Height | Width | Length | Height |
| | [mm] | **9.5** | **50.5** | **35.3** | **10** | **55.5** | **50** |
| **General data** | | | | | | | |
| Material | | PA | | | PA | | |
| Tightening torque | [Nm] | 0.4 - 0.5 | | | 0.4 - 0.5 | | |
| Inflammability class according to UL 94 | | V2 | | | V2 | | |

| | | Ordering data | | | Ordering data | | |
|---|---|---|---|---|---|---|---|
| Description | Color | **Type** | **Order No.** | Pcs. / Pkt. | **Type** | **Order No.** | Pcs. / Pkt. |
| **End bracket,** to screw on, for NS 35 and NS 32, can be labeled with ZB 6, KLM, KLM-A, and UBE | gray | **E/UK** | **1201442** | 50 | | | |
| **Universal end bracket,** to screw on, for NS 35 and NS 32, for supporting the ends of double-level and three-level terminal blocks, can be labeled with ZB 10 | gray | | | | **E/UK 1** | **1201413** | 50 |

## Screw-on end bracket, for NS 15 DIN rail

The E/MBK end bracket has been specially designed for the MBK miniature IEC terminal blocks.
- Can be screwed onto NS 15 DIN rails
- Can be mounted directly on the mounting plate as an MBK terminal block base
- Large area for labeling

For miniature IEC terminal blocks on NS 15 DIN rail

For NS 15 DIN rail

| | | Technical data | | | Technical data | | |
|---|---|---|---|---|---|---|---|
| **Dimensions** | | Width | Length | Height | Width | Length | Height |
| | [mm] | **6.1** | **22** | **11.4** | **6.1** | **21.2** | **18** |
| **General data** | | | | | | | |
| Material | | PA | | | PA | | |
| Tightening torque | [Nm] | 0.4 - 0.5 | | | 0.4 - 0.5 | | |
| Inflammability class according to UL 94 | | V2 | | | V2 | | |

| Description | Color | Type | Order No. | Pcs. / Pkt. | Type | Order No. | Pcs. / Pkt. |
|---|---|---|---|---|---|---|---|
| **End bracket,** for snapping onto NS 15, for slide-on miniature terminal blocks, can be fastened with a screw, can be labeled with KLM 1 | gray | **E/MBK** | **1401637** | 100 | | | |
| **End bracket,** for screwing onto NS 15, 6.1 mm wide, can be fastened with a screw, can be labeled with KLM 1 | gray | | | | **E/MK 1** | **1421659** | 100 |

## Screw-on end bracket, for NS 35 DIN rail

- The E/AL-NS 35 provides optimum support for large terminal blocks and devices
- Large area for labeling

For NS 35 DIN rail

For terminal blocks from 50 mm² on NS 35 DIN rails

| | | Technical data | | | Technical data | | |
|---|---|---|---|---|---|---|---|
| **Dimensions** | | Width | Length | Height | Width | Length | Height |
| | [mm] | **9.5** | **48.6** | **32.8** | **10** | **59** | **44** |
| **General data** | | | | | | | |
| Material | | PA | | | Aluminum | | |
| Tightening torque | [Nm] | 0.4 - 0.5 | | | 0.4 - 0.5 | | |
| Inflammability class according to UL 94 | | V2 | | | - | | |

| Description | Color | Type | Order No. | Pcs. / Pkt. | Type | Order No. | Pcs. / Pkt. |
|---|---|---|---|---|---|---|---|
| **End bracket,** for screwing onto NS 35, can be equipped with terminal strip marker KLM-A or ZB 8 | gray | **E/NS 35 N** | **0800886** | 50 | | | |
| **Aluminum end bracket,** for screwing on, for end support of 50 - 300 mm² terminal blocks, can be labeled with ZB 10, for mounting on NS 35... | silver | | | | **E/AL-NS 35** | **1201662** | 10 |

## Component mounting

### Marking for terminal strips

- The KLM has been specially developed for the CLIPFIX end brackets
- The precise engagement mechanism allows infinite adjustment of the labeling area height
- The KLM 3-L is suitable for multi-level terminal blocks and can be cut at two defined points

**For CLIPFIX end brackets, can be labeled with snap-on label**

**For CLIPFIX end brackets, can be labeled with label**

| | | Technical data | | | Technical data | | |
|---|---|---|---|---|---|---|---|
| **Dimensions** | | Width | Length | Height | Width | Length | Height |
| | [mm] | **12.5** | **22** | **42** | **10** | **22** | **27** |
| **General data** | | | | | | | |
| Material | | PA | | | PA | | |
| Inflammability class according to UL 94 | | V2 | | | V2 | | |
| Temperature range | [°C] | -40 ... 100 | | | -40 ... 100 | | |
| Components | | Halogen-free | | | Halogen-free | | |

| | | Ordering data | | | Ordering data | | |
|---|---|---|---|---|---|---|---|
| Description | Color | **Type** | **Order No.** | Pcs. / Pkt. | **Type** | **Order No.** | Pcs. / Pkt. |
| **Terminal strip marker,** adjustable height, for CLIPFIX ... end bracket, can be labeled with SS-ZB Lettering field size: 20 x 8 mm | gray | **KLM 2** | **0807575** | 100 | | | |
| **Terminal strip marker,** adjustable height, for CLIPFIX ... end bracket, can be labeled with EML (20x8) label or with B-STIFT or X-PEN | gray | | | | **KLM 3** | **0811969** | 100 |
| Can be cut to length | gray | | | | **KLM 3-L** | **0814788** | 100 |

### Marking for terminal strips

**For E/MK and E/MBK end brackets**

**For E/UK and CLIPFIX 35 end brackets**

| | | Technical data | Technical data |
|---|---|---|---|
| **General data** | | | |
| Material | | ABS | ABS |
| Inflammability class according to UL 94 | | HB | HB |
| Temperature range | [°C] | -40 ... 80 | -40 ... 80 |
| Components | | free from silicone and halogen | free from silicone and halogen |

| | | Ordering data | | | Ordering data | | |
|---|---|---|---|---|---|---|---|
| Description | Color | **Type** | **Order No.** | Pcs. / Pkt. | **Type** | **Order No.** | Pcs. / Pkt. |
| **Terminal strip markers,** for E/MK, E/MK 1, and E/MBK end bracket, lettering field: 24 x 4 mm | transparent | **KLM 1** | **1004319** | 100 | | | |
| **Terminal strip markers,** for E/UK or CLIPFIX 35 end brackets, lettering field: 25 x 6 mm | transparent | | | | **KLM** | **1004306** | 100 |
| | | **Accessories** | | | **Accessories** | | |
| **Insert strips for thermal transfer printers,** 5000 labels p. roll Lettering field size: 24 x 4 mm, 5000 labels per roll | white | **EMT (24X4)R** | **0816265** | 1 | | | |
| Lettering field size: 25 x 6 mm, 5000 labels per roll | white | | | | **EMT (25X6)R** | **0817264** | 1 |

## Marking for terminal strips

**Notes:**

[1]) Please specify the required marking with order.

For E/UK, E/NS 35 N,
and CLIPFIX 35 end brackets

For end bracket and DIN rail mounting

| | | Technical data | Technical data |
|---|---|---|---|
| **General data** | | | |
| Material | | ABS | PA |
| Inflammability class according to UL 94 | | HB | V2 |
| Temperature range | [°C] | -40 ... 80 | -40 ... 100 |
| Components | | free from silicone and halogen | free from silicone and halogen |

| Description | Color | Ordering data: Type | Order No. | Pcs. / Pkt. | Ordering data: Type | Order No. | Pcs. / Pkt. |
|---|---|---|---|---|---|---|---|
| **Terminal strip markers,** for strip marking, adjustable height, for use with E/UK, E/NS 35 N or CLIPFIX 35 end brackets, lettering field: 44 x 7 mm | transparent | **KLM-A** | **1004348** | 100 | | | |
| **Terminal strip marker carriers,** for marking terminal groups, for E/UK end bracket, lettering field: 40 x 17 mm Hood material: PE | gray | | | | **UBE** | **0800310** | 10 |
| **Terminal strip marker carrier,** for marking terminal block groups, for assembly on NS 32... or NS 35... DIN rail, lettering field size: 40 x 17 mm Hood material: PE | gray | | | | **UBE/D** | **0800307** | 10 |
| **Accessories** | | | | | | | |
| **Insert strip for thermal transfer printer,** for UBE/D or UBE terminal strip marker Lettering field size: 40 x 17 mm, 2300 labels p. roll | white | | | | **EMT (40X17)R** | **0817293** | 1 |
| **Insert strip for laser printer,** perforated, for KLM-A terminal strip marker Lettering field size: 44 x 7 mm | white | **ESL 44X 7** | **0808244** | 10 | | | |
| Lettering field size: 40 x 17 mm, 1 sheet = 56 labels | white | | | | **ESL 40X17** | **0808095** | 10 |
| **Special printing insert strips,** marking according to customer requirements[1]) Lettering field size: 44 x 7 mm | white | **ESL 44X 7 CUS** | **0824404** | 1 | | | |
| Lettering field size: 40 x 17 mm, 1 sheet = 56 labels | white | | | | **ESL 40X17 CUS** | **0824403** | 1 |

## Component mounting

### Angled brackets for fixing DIN rails

– The BG/S brackets can be used to fix DIN rails at a distance from the mounting surface
– 30° tilt angle

Angled bracket, low

Angled bracket, high

| | Technical data | | | Technical data | | |
|---|---|---|---|---|---|---|
| **Dimensions** | Width | Length | Height | Width | Length | Height |
| [mm] | **19.7** | **87** | **35.4** | **20** | **84** | **46** |
| **General data** | | | | | | |
| Material | Steel | | | Steel | | |

| | | Ordering data | | | Ordering data | | |
|---|---|---|---|---|---|---|---|
| Description | Color | **Type** | **Order No.** | Pcs. / Pkt. | **Type** | **Order No.** | Pcs. / Pkt. |
| **Angled bracket,** for fixing DIN rails at an angle of 30°, with M6 screw, galvanized and thick layer passivated | silver | **BG/S** | **1201086** | 10 | **BG/SH** | **1201099** | 10 |
| **Angled brackets,** with DIN rail limit stop, for fixing DIN rails at an angle of 30°, with M6 screw, galvanized and thick layer passivated | silver | **BG/SA** | **1201604** | 10 | **BG/SHA** | **1201594** | 10 |

### Flat brackets for fixing DIN rails

– The BG/F brackets can be used to fix DIN rails at a distance from the mounting surface

Flat brackets with lugs

Flat brackets without lugs

| | Technical data | | | Technical data | | |
|---|---|---|---|---|---|---|
| **Dimensions** | Width | Length | Height | Width | Length | Height |
| [mm] | **20** | **84** | **12** | **20** | **37** | **15** |
| **General data** | | | | | | |
| Material | Steel | | | Steel | | |

| | | Ordering data | | | Ordering data | | |
|---|---|---|---|---|---|---|---|
| Description | Color | **Type** | **Order No.** | Pcs. / Pkt. | **Type** | **Order No.** | Pcs. / Pkt. |
| **Flat bracket,** for fixing DIN rails 12 mm above the base, with M6 screw, galvanized and thick layer passivated | silver | **BG/F** | **1201060** | 10 | | | |
| **Flat bracket,** is screwed with DIN rails 15 mm above the base, fixing hole: 6.5 mm Ø, galvanized and thick layer passivated | silver | | | | **BG/F 1** | **1201112** | 10 |

## Universal adapter

- The universal adapters are used to secure and hold electrical or electronic switching devices
- They allow fully insulated mounting of components or DIN rails

For NS 35 and NS 32 DIN rails

| | | Technical data | | |
|---|---|---|---|---|
| **Dimensions** | | Width | Length | Height |
| | [mm] | **10** | **42.6** | **19** |
| **General data** | | | | |
| Material | | PA | | |
| Inflammability class according to UL 94 | | V2 | | |

| | | Ordering data | | |
|---|---|---|---|---|
| Description | Color | **Type** | **Order No.** | Pcs. / Pkt. |
| **Universal rail adapter,** for NS 35... or NS 32... DIN rail, for accommodation of switching devices, 10 mm wide | | | | |
| For M3 screws | gray | **USA 10** | **1201578** | 10 |
| For M5 screws | gray | **USA 10/4,6** | **1202713** | 10 |

## Mounting accessories

- The support can be used for totally insulated DIN rail support
- The NS 35/... CAP end caps can be attached to the ends of NS 35/7,5 and NS 35/15 DIN rails

Support, insulated

Protective caps for DIN rails

| | | Technical data | | | Technical data | | |
|---|---|---|---|---|---|---|---|
| **Dimensions** | | Width | Length | Height | Width | Length | Height |
| | [mm] | **38** | **35** | **21** | **7** | **37.5** | **9** |
| **General data** | | | | | | | |
| Material | | PA | | | PP | | |
| Inflammability class according to UL 94 | | V2 | | | HB | | |

| | | Ordering data | | | Ordering data | | |
|---|---|---|---|---|---|---|---|
| Description | Color | **Type** | **Order No.** | Pcs. / Pkt. | **Type** | **Order No.** | Pcs. / Pkt. |
| **Support,** for fixing DIN rails 21 mm above the mounting surface, with M6 screw, countersunk fixing hole 6.1 mm Ø, can also be used for protective insulation of terminal strips | gray | **AB/NS** | **1201141** | 10 | | | |
| **DIN rail end piece** | | | | | | | |
| for DIN rail NS35/7.5 | gray | | | | **NS 35/ 7,5 CAP** | **1206560** | 100 |
| for DIN rail NS35/15 | gray | | | | **NS 35/15 CAP** | **1206573** | 100 |

## Cover profiles



Cover profile and hood, sealable

- Cover profiles provide protection against unauthorized use of terminal strips
- This profile has been specially adapted to the contour of the measuring transducer disconnect terminal blocks
- The cover can be securely snapped onto the corresponding APH−ME end brackets and sealed as an option
- The AH-ME cover, which is enclosed on all sides, is snapped onto the end brackets and can be optionally sealed

| | Technical data |
|---|---|
| **General data** | |
| Material | PVC |
| Temperature range [°C] | -15 ... 65 |

| Description | Color | Type | | Order No. | Pcs. / Pkt. |
|---|---|---|---|---|---|
| **Cover profile,** supply length 1 m | transparent | **AP-ME** | **METER** | **3034361** | 10 |
| **Cover profile,** please specify the desired length in cm | transparent | **AP-ME CM** | | **3034345** | 1 |
| **Covering hood,** for the contact and dust-protected encapsulation of the components | transparent | **AH-ME** | | **3240265** | 5 |

## Holder for AP−ME cover profiles

- The APH−ME end bracket is used in conjunction with the AP−ME cover
- It provides facilities for retaining FBS ...−8 plug-in bridges and is optionally sealable
- The APT−ME holder serves as a partition plate or intermediate support in the case of long terminal strips



Cover profile end bracket, sealable

Cover profile holder

| | Technical data | Technical data |
|---|---|---|
| **General data** | | |
| Material | PA | PA |
| Inflammability class according to UL 94 | V2 | V2 |
| Temperature range [°C] | -40 ... 115 | -40 ... 115 |

| Description | Color | Ordering data: Type | Order No. | Pcs. / Pkt. | Ordering data: Type | Order No. | Pcs. / Pkt. |
|---|---|---|---|---|---|---|---|
| **End bracket,** for AP-ME cover profile, sealable, with storage option for plug-in bridges | gray | **APH-ME** | **3034374** | 10 | | | |
| **Holder**, for AP-ME cover profile | gray | | | | **APT-ME** | **3034358** | 10 |

## Cover profiles

- Cover profiles provide protection against unauthorized use of terminal strips
- Large-area labeling possible with AP-ES insert strips

**Notes:**

[1]) When ordering please specify the desired length in cm. Accuracy 1 mm.

Cover profile for mounting on a DIN rail

Cover profile for mounting on an end bracket

| | | Technical data | Technical data |
|---|---|---|---|
| **General data** | | | |
| Material | | PVC | Polycarbonate PC |
| Inflammability class according to UL 94 | | V2 | V2 |
| Temperature range | [°C] | -15 ... 65 | -40 ... 115 |

| | | Ordering data | | | Ordering data | | |
|---|---|---|---|---|---|---|---|
| Description | Color | Type | Order No. | Pcs. / Pkt. | Type | Order No. | Pcs. / Pkt. |
| **Cover profile,** for terminal strips, can be labeled with AP-ES insert strips, cover profile carriers should be placed at the ends and at intervals of approx. 40 cm, maximum supply length: 1 m[1]) | | | | | | | |
| Can be snapped onto AP 2-TU cover profile carrier | transparent | **AP 2 CM** | **5022889** | 1 | | | |
| Can be snapped onto AP 3-TU or AP 3-TNS 35 | transparent | **AP 3 CM** | **5022876** | 1 | | | |
| **Cover profile carrier,** for mounting on NS 32 or NS 35/7,5 DIN rail, for fixing the AP cover profile, 2 mm thick, material: PA | | | | | | | |
| | gray | **AP 2-TU** | **5022630** | 50 | | | |
| | gray | **AP 3-TU** | **5022656** | 50 | | | |
| **Sealable cover profile,** for mounting on NS 35 DIN rail, for fixing the AP 3 cover profile, with plastic M5 knurled nut, space requirement: 13 mm | | | | | | | |
| | gray | **AP 3-TNS 35** | **5022672** | 10 | | | |
| **U-shaped cover,** inner dimensions: 100 x 38 mm, 2 mm thick, maximum supply length: 2.05 m, also required: 2 E/UK end brackets and 2 VAH cover holders, made acc. to length specifications[1]) | | | | | | | |
| | transparent | | | | **A/U CM** | **5021110** | 1 |
| **Adjustable cover holder,** for mounting covers (up to 3 mm thick), additional requirements: one E/UK or CLIPFIX 35 end bracket, material PA | | | | | | | |
| | gray | | | | **VAH** | **1201468** | 10 |
| | | **Accessories** | | | **Accessories** | | |
| **Insert strips,** for group marking, for sliding into the AP 2 and AP 3 cover profile, cardboard, lettering field: 35 x 500 mm | | | | | | | |
| | white | **AP-ES** | **5022685** | 10 | | | |

## Cover profiles for UK terminal blocks

– Covering of live parts
– Protection against accidental actuation of terminal points or disconnect terminal blocks
– Protection against environmental influences
– Can be labeled

**Single cover for UK terminal blocks**

### Technical data

| General data | |
|---|---|
| Material | ABS |
| Inflammability class according to UL 94 | HB |
| Temperature range [°C] | -40 ... 80 |
| Components | free from silicone and halogen |

### Ordering data

| Description | Color | Type | Order No. | Pcs. / Pkt. |
|---|---|---|---|---|
| **Single cover,** for covering the UK 2,5 neutral terminal block, snap fit | transparent | **EA 4** | **0805360** | 50 |
| **Single cover,** for covering the UK 3 N, UK 5 N, UK 6 N, UK 4-FSR, UK 4FS/FS,UK 4-LOER terminal blocks, snap fit | transparent | **EA 5** | **1024014** | 100 |
| **Single cover,** for covering the UK 16 neutral terminal block, snap fit | transparent | **EA 7** | **1024250** | 100 |
| **Single cover,** for covering the UK 3 N, UK 5 N, UK 6 N, UK 4-FSR, UK 4FS/FS,UK 4-LOER terminal blocks, snap fit, black print: lightning flash | yellow | **EA 5-WS** | **1024085** | 100 |
| **Single cover,** for covering the UK 35, UIK 35 terminal block, cannot be labeled, snap fit | transparent | **EA 11** | **1024263** | 50 |

## Cover profiles

- Covering of live parts
- Protection against accidental actuation of terminal points or disconnect terminal blocks
- Protection against environmental influences
- Can be labeled

**Cover profile, hinged for DIN rail mounting**

### Technical data

| | | |
|---|---|---|
| **General data** | | |
| Material | | Polycarbonate PC |
| Inflammability class according to UL 94 | | V2 |
| Temperature range | [°C] | -40 ... 115 |
| Components | | free from silicone and halogen |

### Ordering data

| Description | Color | Type | | Order No. | Pcs. / Pkt. |
|---|---|---|---|---|---|
| **Holding profile,** is snapped into the APK-TU cover holder, with groove for zack marker strip **ZB 5** up to **ZB 10**, length: 2 m | transparent | **APK 1** | | **5022795** | 10 |
| **Holding profile,** is snapped into the APK-TU cover holder, with groove for zack marker strip **ZB 5** up to **ZB 10**, length: 2 m | gray | **APK-HP** | **2 METER** | **5022818** | 2 |
| **Cover profile holder,** 10 mm width, for mounting on NS 32 or NS 35/7,5, for fixing the holding profile APK-HP, can be labeled with **ZB 10** zack marker strip, material: PA | gray | **APK-TU** | | **5022805** | 10 |

## Busbars

### Neutral busbar

3 x 10 mm

6 x 6 mm

| | | Technical data | | | Technical data | | |
|---|---|---|---|---|---|---|---|
| **Dimensions** | | Width | Length | Height | Width | Length | Height |
| | [mm] | **10** | **1000** | **3** | **6** | **1000** | **6** |
| **General data** | | | | | | | |
| Material | | Copper | | | Copper | | |

| | | Ordering data | | | Ordering data | | |
|---|---|---|---|---|---|---|---|
| Description | Color | **Type** | **Order No.** | Pcs. / Pkt. | **Type** | **Order No.** | Pcs. / Pkt. |
| **PEN conductor busbar,** 3 x 10 mm, 1 m long, material: copper, tin-plated, nominal current: 140 A | silver | **NLS-CU 3/10 SN 1000MM** | **0402174** | 10 | | | |
| **PEN conductor busbar,** in accordance with DIN VDE 0611-4, 6 x 6 mm, 1 m long, material: copper, tin-plated, nominal current: 140 A | silver | | | | **NLS-CU 6/ 6 SN 1000MM** | **0402161** | 10 |

### Supports for neutral busbars

There is a choice of three support frames available as support for busbars:
- The AB/SS for one rail
- The AB 2/SS for offset arrangement of neutral and (PE) busbars
- The lower ABN 2/SS

**Notes:**

For dimensional drawings, see www.phoenixcontact.net/products.

Support frame for SK shield connection terminal blocks

Support, multi-level, insulated

| | | Technical data | | | Technical data | | |
|---|---|---|---|---|---|---|---|
| **Dimensions** | | Width | Length | Height | Width | Length | Height |
| | [mm] | **19.4** | **23.4** | **21.7** | **19** | **42** | **48** |
| **General data** | | | | | | | |
| Material | | PA | | | PA | | |
| Inflammability class according to UL 94 | | V2 | | | V2 | | |

| | | Ordering data | | | Ordering data | | |
|---|---|---|---|---|---|---|---|
| Description | Color | **Type** | **Order No.** | Pcs. / Pkt. | **Type** | **Order No.** | Pcs. / Pkt. |
| **Support,** insulated, with retaining screw, for 3 x 10 mm or 6 x 6 mm busbars | gray | **AB/SS** | **0404428** | 10 | | | |
| **Double support,** insulating material, optionally for use with 3 x 10 mm or 6 x 6 mm neutral busbar, height: 48 mm | | | | | | | |
| Height 48 mm | gray | | | | **AB2/SS** | **0404431** | 10 |
| Height 36.8 mm | gray | | | | **ABN 2/SS** | **0404460** | 10 |
| **Triple support frame,** made from insulating material | gray | | | | **AB3/SS** | **0800086** | 10 |

## Power terminal blocks

**10 (16) mm², 76 A, power terminal block**

**35 (35) mm², 125 A, power terminal block**

| | | Technical data | | | | Technical data | | | |
|---|---|---|---|---|---|---|---|---|---|
| **Dimensions** | | Width | Length | Height | | Width | Length | Height | |
| | [mm] | **8** | **40** | **36** | | **12** | **40** | **37** | |
| **Max. electrical data** | | $I_{max.}$ [A] | | max. Ø [mm²] | AWG | $I_{max.}$ [A] | | max. Ø [mm²] | AWG |
| | | **76** | | **0.5 - 16** | **20 - 6** | **125** | | **0.75 - 35** | **18 - 2** |
| **Rated data** | | IEC | UL/CUL | CSA | IEC/ EN 60079-7 | IEC | UL/CUL | CSA | IEC/ EN 60079-7 |
| Nominal current / cross section | [A] / [mm²] | 57 / 10 | - / - | - | - | 125 / 35 | - / - | - | - |
| **Connection capacity** | | solid | stranded | Ferrule Without / with plastic sleeve | | solid | stranded | Ferrule Without / with plastic sleeve | |
| 1 conductor | [mm²] | 0.5 - 16 | 0.5 - 10 | 0.5 - 16 | 0.5 - 10 | 0.75 - 35 | 0.75 - 35 | 0.75 - 35 | 0.75 - 35 |
| Two conductors (of the same type) | [mm²] | 0.5 - 10 | 0.5 - 10 | 0.5 - 10 | - | 0.75 - 10 | 0.75 - 10 | 0.75 - 10 | - |
| **General data** | | | | | | | | | |
| Stripping length | [mm] | 14 | | | | 14 | | | |
| Screw thread | | M5 | | | | M6 | | | |
| Tightening torque | [Nm] | 2.5 - 3 | | | | 3.2 - 3.7 | | | |

| | | Ordering data | | | | Ordering data | | | |
|---|---|---|---|---|---|---|---|---|---|
| Description | Color | **Type** | $I_{max}$ | **Order No.** | Pcs. / Pkt. | **Type** | $I_{max}$ | **Order No.** | Pcs. / Pkt. |
| **Power terminal block,** copper, nickel-plated | aluminum | **EK 116** | | **0401010** | 10 | **EK 135** | | **0401023** | 10 |

## Branch terminal blocks

- A branch of flat copper busbars often has to be produced in switch systems
- This can be done easily with the branch terminal block because the terminal block can be attached and firmly clamped anywhere on a copper rail (up to max. 5 mm thick) later on

**35 (35) mm², 125 A, branch terminal**

| | | Technical data | | | |
|---|---|---|---|---|---|
| **Dimensions** | | Width | Length | Height | |
| | [mm] | **12** | **40** | **36** | |
| **Max. electrical data** | | $I_{max.}$ [A] | | max. Ø [mm²] | AWG |
| | | **125** | | **0.75 - 35** | **18 - 2** |
| **Rated data** | | IEC | UL/CUL | CSA | IEC/ EN 60079-7 |
| Nominal current / cross section | [A] / [mm²] | 125 / 35 | - / - | - | - |
| **Connection capacity** | | solid | stranded | Ferrule Without / with plastic sleeve | |
| 1 conductor | [mm²] | 0.75 - 35 | 0.75 - 35 | 0.75 - 35 | 0.75 - 35 |
| Two conductors (of the same type) | [mm²] | 0.75 - 10 | 0.75 - 10 | 0.75 - 10 | - |
| **General data** | | | | | |
| Stripping length | [mm] | 15 | | | |
| Screw thread | | M6 | | | |
| Tightening torque | [Nm] | 3.2 - 3.7 | | | |

| | | Ordering data | | | |
|---|---|---|---|---|---|
| Description | Color | **Type** | $I_{max}$ | **Order No.** | Pcs. / Pkt. |
| **Branch terminal block,** for connection to copper bars up to 5 mm thick | aluminum | **AZK 35** | | **0702997** | 10 |

## L/N/PE connection terminal blocks



**4 (6) mm², 41 A, connection terminal blocks**

– In electrical systems subject to the setup requirements of DIN VDE 0100 or IEC 60204-1/EN 60204-1/VDE 0113-1, N, PE or phase conductor L are often connected to central busbars. This requires the conductor and/or terminal block to be clearly labeled for the corresponding circuit.

The connection terminal blocks satisfy these requirements in several ways:

– Through individual labeling of each terminal block
– By their blue, green-yellow or black colored housings
– Large labeling possible with ZB, UC-TM, UCT-TM

### Technical data

| | | | | | |
|---|---|---|---|---|---|
| **Dimensions** | | Width | Length | Height | |
| | [mm] | **7** | **23.7** | **23.6** | |
| **Max. electrical data** | | $I_{max.}$ [A] | | max. Ø [mm²] | AWG |
| | | **41** | | **0.5 - 6** | **20 - 10** |
| **Rated data** | | IEC | UL/CUL | CSA | IEC/ EN 60079-7 |
| Rated voltage | [V] | - | 300 | - | - |
| Nominal current / cross section | [A] / [mm²] | 41 / 4 | 20 / - | - | - |
| Rated cross section | [mm²] | 4 | - | - | - |
| Cross section range | AWG | 20 - 10 | 22-12 | - | - |
| **Connection capacity** | | solid | stranded | Ferrule Without / with plastic sleeve | |
| 1 conductor | [mm²] | 0.5 - 6 | 0.5 - 4 | 0.5 - 6 | 0.5 - 6 |
| Two conductors (of the same type) | [mm²] | 0.5 - 2.5 | 0.5 - 2.5 | 0.5 - 2.5 | - |
| Two stranded conductors with a TWIN ferrule | [mm²] | | | | 0.5 - 2.5 |
| **General data** | | | | | |
| Stripping length | [mm] | 16 | | | |
| Screw thread | | M4 | | | |
| Tightening torque | [Nm] | 1.5 - 1.8 | | | |
| Insulating material | | PA | | | |
| Inflammability class according to UL 94 | | V2 | | | |

### Ordering data

| Description | Color | Type | $I_{max}$ | Order No. | Pcs. / Pkt. |
|---|---|---|---|---|---|
| **Connection terminal block,** steel, pushed onto NLS neutral busbar, can be labeled with ZB ... | black | **AKG 4 BK** | | **0421032** | 50 |
| Up to 6 mm² solid, 7 mm wide | green-yellow | **AKG 4 GNYE** | | **0421029** | 50 |
| Up to 6 mm² solid, 7 mm wide | blue | **AKG 4 BU** | | **0421016** | 50 |
| Without insulating cap | silver | **AK 4** | | **0404017** | 50 |
| **Connection terminal block,** steel, pushed onto NLS neutral busbar, can be labeled with ZB ... | black | | | | |
| Up to 16 mm² solid, 10 mm wide | green-yellow | | | | |
| Up to 16 mm² solid, 10 mm wide | blue | | | | |
| Without insulating cap | silver | | | | |
| **Connection terminal block,** steel, pushed onto NLS neutral busbar, can be labeled with ZB ... | black | | | | |
| Up to 35 mm² solid, 14.3 mm wide | green-yellow | | | | |
| Up to 35 mm² solid, 14.3 mm wide | blue | | | | |
| Without insulating cap | silver | | | | |

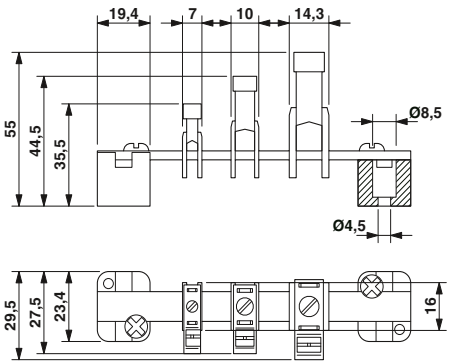



**16 (16) mm², 76 A, connection terminal blocks**

**35 (35) mm², 125 A, connection terminal blocks**

## Technical data

| | | | |
|---|---|---|---|
| Width | Length | Height | |
| **9.8** | **23.7** | **29** | |
| $I_{max.}$ [A] | | max. Ø [mm²] | AWG |
| **76** | | **1.5 - 16** | **16 - 6** |
| IEC | UL/CUL | CSA | IEC/ EN 60079-7 |
| - | 300 | - | - |
| 76 / 16 | 50 / - | 65 / - | - |
| 16 | - | - | - |
| 16 - 6 | 18-6 | 18-6 | - |
| solid | stranded | Ferrule Without / with plastic sleeve | |
| 1.5 - 16 | 1.5 - 16 | 1.5 - 16 | 1.5 - 16 |
| 1.5 - 6 | 1.5 - 6 | 1.5 - 6 | - 1.5 - 10 |
| 16 | | | |
| M5 | | | |
| 2.5 - 3 | | | |
| PA | | | |
| V2 | | | |

## Ordering data

| Type | $I_{max}$ | Order No. | Pcs. / Pkt. |
|---|---|---|---|
| **AKG 16 BK** | | **0423030** | 50 |
| **AKG 16 GNYE** | | **0423027** | 50 |
| **AKG 16 BU** | | **0423014** | 50 |
| **AK 16** | | **0404033** | 50 |

## Technical data

| | | | |
|---|---|---|---|
| Width | Length | Height | |
| **14.3** | **27** | **39** | |
| $I_{max.}$ [A] | | max. Ø [mm²] | AWG |
| **125** | | **2.5 - 35** | **14 - 2** |
| IEC / EN IEC | UL/CUL | CSA | IEC/ EN 60079-7 |
| - | 300 | - | - |
| 125 / 35 | 115 / - | 135 / - | - |
| 35 | - | - | - |
| 14 - 2 | 18-2 | 18-2 | - |
| solid | stranded | Ferrule Without / with plastic sleeve | |
| 2.5 - 35 | 2.5 - 35 | 2.5 - 35 | 2.5 - 35 |
| 1.5 - 16 | 1.5 - 16 | 1.5 - 16 | - 1.5 - 10 |
| 16 | | | |
| M6 | | | |
| 3.2 - 3.7 | | | |
| PA | | | |
| V2 | | | |

## Ordering data

| Type | $I_{max}$ | Order No. | Pcs. / Pkt. |
|---|---|---|---|
| **AKG 35 BK** | | **0424039** | 50 |
| **AKG 35 GNYE** | | **0424026** | 50 |
| **AKG 35 BU** | | **0424013** | 50 |
| **AK 35** | | **0404046** | 50 |

## Europe connectors

- The Europe connectors for conductors with a cross section of up to 16 mm² feature wire protection
- Particularly suitable for finely stranded conductors, including those without ferrules
- Insulating housing made from halogen-free polyamide
- High-quality metal parts with corrosion-resistant surfaces
- Secure fixing in housing

**Notes:**

For more variants, see www.phoenixcontact.net/products.

**2.5 (2.5) mm², 24 A, 12-pos.**

### Technical data

| | | | | | |
|---|---|---|---|---|---|
| **Dimensions** | | Width | Length | Height | |
| | [mm] | **16.2** | **93.6** | **13.4** | |
| **Max. electrical data** | | $I_{max.}$ [A] | $U_{max.}$ [V] | max. Ø [mm²] | AWG |
| | | **24** | **450** | **0.5 - 2.5** | **20 - 14** |
| **Rated data** | | IEC | UL/CUL | CSA | IEC/ EN 60079-7 |
| Rated voltage | [V] | 450 | 300 | - | - |
| Nominal current / cross section | [A] / [mm²] | 24 / 2.5 | 20 / - | - | - |
| Rated cross section | [mm²] | 2.5 | - | - | - |
| Cross section range | AWG | 20 - 14 | 22-12 | - | - |
| **Connection capacity** | | solid | stranded | Ferrule Without / with plastic sleeve | |
| 1 conductor | [mm²] | 0.5 - 2.5 | 0.5 - 2.5 | 0.5 - 1.5 | 0.5 - 1 |
| Two conductors (of the same type) | [mm²] | 0.5 - 0.75 | 0.5 - 0.75 | - | - |
| Two stranded conductors with a TWIN ferrule | [mm²] | | | | 0.5 |
| **General data** | | | | | |
| Stripping length | [mm] | 5 | | | |
| Screw thread | | M2,6 | | | |
| Tightening torque | [Nm] | 0.4 - 0.5 | | | |
| Insulating material | | PA | | | |
| Inflammability class according to UL 94 | | V2 | | | |

### Ordering data

| Description | Color | Type | Order No. | Pcs. / Pkt. |
|---|---|---|---|---|
| **Europe connector,** 12-pos., with wire protection | transparent | **EC 2,5 P TR** | **3240167** | 10 |

**4 (4) mm², 32 A, 12-pos.**

**6 (6) mm², 41 A, 12-pos.**

**16 (16) mm², 76 A, 12-pos.**

## Technical data

| Width | Length | Height | |
|---|---|---|---|
| **18.6** | **117** | **15** | |
| $I_{max.}$ [A] | $U_{max.}$ [V] | max. Ø [mm²] | AWG |
| **32** | **450** | **0.75 - 4** | **18 - 12** |
| IEC | UL/CUL | CSA | IEC/ EN 60079-7 |
| 450 | 300 | - | - |
| 32 / 4 | 30 / - | - | - |
| 4 | - | - | - |
| 18 - 12 | 20-10 | - | - |
| solid | stranded | Ferrule Without / with plastic sleeve | |
| 0.75 - 4 | 0.75 - 4 | 0.5 - 2.5 | 0.5 - 2.5 |
| 0.75 - 1.5 | 0.75 - 1 | 0.5 - 1 | - |
| | | | 0.5 - 1 |
| 6 | | | |
| M3 | | | |
| 0.5 - 0.6 | | | |
| PA | | | |
| V2 | | | |

## Ordering data

| Type | Order No. | Pcs. / Pkt. |
|---|---|---|
| **EC 4 P TR** | **3240171** | 10 |

## Technical data

| Width | Length | Height | |
|---|---|---|---|
| **22.2** | **132.7** | **17.3** | |
| $I_{max.}$ [A] | $U_{max.}$ [V] | max. Ø [mm²] | AWG |
| **41** | **450** | **1 - 6** | **16 - 10** |
| IEC | UL/CUL | CSA | IEC/ EN 60079-7 |
| 450 | 300 | - | - |
| 41 / 6 | 50 / - | - | - |
| 6 | - | - | - |
| 16 - 10 | 14-8 | - | - |
| solid | stranded | Ferrule Without / with plastic sleeve | |
| 1 - 6 | 1 - 6 | 0.75 - 4 | 0.75 - 4 |
| 0.75 - 2.5 | 0.75 - 1.5 | 0.75 - 1.5 | - |
| | | | 0.5 - 1 |
| 7 | | | |
| M3,5 | | | |
| 0.8 - 1 | | | |
| PA | | | |
| V2 | | | |

## Ordering data

| Type | Order No. | Pcs. / Pkt. |
|---|---|---|
| **EC 6 P TR** | **3240175** | 10 |

## Technical data

| Width | Length | Height | |
|---|---|---|---|
| **25.2** | **173.9** | **20.8** | |
| $I_{max.}$ [A] | $U_{max.}$ [V] | max. Ø [mm²] | AWG |
| **76** | **450** | **6 - 16** | **10 - 6** |
| IEC | UL/CUL | CSA | IEC/ EN 60079-7 |
| 450 | 300 | - | - |
| 76 / 16 | 55 / - | - | - |
| 16 | - | - | - |
| 10 - 6 | 10-6 | - | - |
| solid | stranded | Ferrule Without / with plastic sleeve | |
| 6 - 16 | 6 - 16 | 1.5 - 10 | 1.5 - 10 |
| 1.5 - 4 | 2.5 - 4 | 1.5 - 2.5 | - |
| | | | 0.75 - 2.5 |
| 8 | | | |
| M4 | | | |
| 1.2 - 1.5 | | | |
| PA | | | |
| V2 | | | |

## Ordering data

| Type | Order No. | Pcs. / Pkt. |
|---|---|---|
| **EC 16 P TR** | **3240182** | 10 |

## Europe connectors

- These Europe connectors are suitable for solid and stranded conductors with a max. cross section of 25 mm²
- The prismatic clamping part facilitates conductor entry and secure contact can be established even in the case of conductors without ferrules
- The polypropylene insulating housing allows individual positions to be disconnected simply by twisting and without the need for tools
- The high-quality metal parts, which feature corrosion-resistant surfaces, are fixed securely in the housing

**4 (4) mm², 32 A, 12-pos.**



**6 (6) mm², 41 A, 12-pos.**

### Technical data

| | | | | | |
|---|---|---|---|---|---|
| **Dimensions** | | Width | Length | Height | |
| | [mm] | **16.6** | **94.9** | **13** | |
| **Max. electrical data** | | $I_{max.}$ [A] | $U_{max.}$ [V] | max. Ø [mm²] | AWG |
| | | **32** | **450** | **0.5 - 4** | **20 - 12** |
| **Rated data** | | IEC | UL/CUL | CSA | IEC/ EN 60079-7 |
| Rated voltage | [V] | 450 | - | - | - |
| Nominal current / cross section | [A] / [mm²] | 32 / 4 | - / - | - | - |
| Rated cross section | [mm²] | 4 | - | - | - |
| Cross section range | AWG | 20 - 12 | - | - | - |
| **Connection capacity** | | solid | stranded | Ferrule Without / with plastic sleeve | |
| 1 conductor | [mm²] | 0.5 - 4 | 0.5 - 4 | 0.75 - 2.5 | 0.75 - 2.5 |
| Two conductors (of the same type) | [mm²] | 0.5 - 1 | - 1 | - | - |
| Two stranded conductors with a TWIN ferrule | [mm²] | | | | 0.5 |
| **General data** | | | | | |
| Stripping length | [mm] | 5 | | | |
| Screw thread | | M2,6 | | | |
| Tightening torque | [Nm] | 0.4 - 0.5 | | | |
| Insulating material | | PP | | | |

### Technical data

| | | | | | |
|---|---|---|---|---|---|
| | | Width | Length | Height | |
| | [mm] | **18.9** | **116.5** | **14.9** | |
| | | $I_{max.}$ [A] | $U_{max.}$ [V] | max. Ø [mm²] | AWG |
| | | **41** | **450** | **0.75 - 6** | **18 - 10** |
| | | IEC | UL/CUL | CSA | IEC/ EN 60079-7 |
| | [V] | 450 | - | - | - |
| | [A] / [mm²] | 41 / 6 | - / - | - | - |
| | [mm²] | 6 | - | - | - |
| | AWG | 18 - 10 | - | - | - |
| | | solid | stranded | Ferrule Without / with plastic sleeve | |
| | [mm²] | 0.75 - 6 | 0.75 - 6 | 0.75 - 4 | 0.75 - 2.5 |
| | [mm²] | 0.75 - 1.5 | 0.75 - 1.5 | 0.5 - 1 | - |
| | [mm²] | | | | 0.5 - 1 |
| | | | | | |
| | [mm] | 6 | | | |
| | | M3 | | | |
| | [Nm] | 0.5 - 0.6 | | | |
| | | PP | | | |

### Ordering data

| Description | Color | Type | Order No. | Pcs. / Pkt. |
|---|---|---|---|---|
| **Europe connector,** 12-pos. | white | **EC 4** | **3240168** | 10 |
| | black | **EC 4 BK** | **3240169** | 10 |

### Ordering data

| Type | Order No. | Pcs. / Pkt. |
|---|---|---|
| **EC 6** | **3240172** | 10 |
| **EC 6 BK** | **3240173** | 10 |



**10 (10) mm², 57 A, 12-pos.**

### Technical data

| | | | |
|---|---|---|---|
| Width | Length | Height | |
| **17.3** | **133.8** | **23.4** | |
| $I_{max.}$ [A] | $U_{max.}$ [V] | max. Ø [mm²] | AWG |
| **57** | **450** | **1 - 10** | **16 - 8** |
| IEC | UL/CUL | CSA | IEC/ EN 60079-7 |
| 450 | - | - | - |
| 57 / 10 | - / - | - | - |
| 10 | - | - | - |
| 16 - 8 | - | - | - |
| solid | stranded | Ferrule Without / with plastic sleeve | |
| 1 - 10 | 1 - 10 | 1.5 - 6 | 1.5 - 4 |
| 1 - 2.5 | 1.5 - 2.5 | 0.75 - 1.5 | - |
| | | | 0.5 - 1.5 |
| 7 | | | |
| M3,5 | | | |
| 0.8 - 1 | | | |
| PP | | | |

### Ordering data

| Type | Order No. | Pcs. / Pkt. |
|---|---|---|
| **EC 10** | **3240176** | 10 |
| **EC 10 BK** | **3240177** | 10 |



**16 (16) mm², 76 A, 12-pos.**

### Technical data

| | | | |
|---|---|---|---|
| Width | Length | Height | |
| **20.7** | **174.5** | **25** | |
| $I_{max.}$ [A] | $U_{max.}$ [V] | max. Ø [mm²] | AWG |
| **76** | **450** | **1.5 - 16** | **14 - 6** |
| IEC | UL/CUL | CSA | IEC/ EN 60079-7 |
| 450 | - | - | - |
| 76 / 16 | - / - | - | - |
| 16 | - | - | - |
| 14 - 6 | - | - | - |
| solid | stranded | Ferrule Without / with plastic sleeve | |
| 1.5 - 16 | 2.5 - 16 | 2.5 - 10 | 2.5 - 10 |
| 2.5 - 4 | 2.5 - 4 | 1.5 - 2.5 | - |
| | | | 1 - 4 |
| 8 | | | |
| M4 | | | |
| 1.2 - 1.5 | | | |
| PP | | | |

### Ordering data

| Type | Order No. | Pcs. / Pkt. |
|---|---|---|
| **EC 16** | **3240179** | 10 |
| **EC 16 BK** | **3240180** | 10 |



**25 (25) mm², 101 A, 12-pos.**

### Technical data

| | | | |
|---|---|---|---|
| Width | Length | Height | |
| **30** | **187.3** | **28** | |
| $I_{max.}$ [A] | $U_{max.}$ [V] | max. Ø [mm²] | AWG |
| **101** | **750** | **10 - 25** | **8 - 4** |
| IEC | UL/CUL | CSA | IEC/ EN 60079-7 |
| 750 | - | - | - |
| 101 / 25 | - / - | - | - |
| 25 | - | - | - |
| 8 - 4 | - | - | - |
| solid | stranded | Ferrule Without / with plastic sleeve | |
| 10 - 25 | 10 - 25 | 4 - 16 | 4 - 10 |
| 4 - 6 | 4 - 6 | 2.5 - 4 | - |
| | | | 1.5 - 6 |
| 9 | | | |
| M5 | | | |
| 2 - 3 | | | |
| PP | | | |

### Ordering data

| Type | Order No. | Pcs. / Pkt. |
|---|---|---|
| **EC 25** | **3240183** | 10 |
| **EC 25 BK** | **3240184** | 10 |

## Junction box connectors

**2.5 (2.5) mm², 24 A, 3-pos.**

- Thanks to their push-in connection method, the three junction box connectors available from Phoenix Contact enable wiring to be installed under the tightest of conditions without the need for tools
- Solid single-strand conductors with a cross section range of 0.5 mm² to 2.5 mm² can be connected
- Solid multi-strand conductors (7 litz wires) with a cross section range of 1.5 mm² to 2.5 mm² can be safely connected
- Different cross sections can be wired together in a junction box connector
- The transparent housing makes it easier to carry out a visual inspection of the terminal points, thereby increasing the safety of the wiring
- Integrated test openings enable the use of test devices once wiring has been completed

### Technical data

| | | | | | |
|---|---|---|---|---|---|
| **Dimensions** | | Width | Length | Height | |
| | [mm] | **17.2** | **15.6** | **8.9** | |
| **Max. electrical data** | | $I_{max.}$ [A] | $U_{max.}$ [V] | max. Ø [mm²] | AWG |
| | | **24** | **450** | **0.5 - 2.5** | **20 - 14** |
| **Rated data** | | IEC | UL/CUL | CSA | IEC/ EN 60079-7 |
| Rated voltage | [V] | 450 | 600 | - | - |
| Nominal current / cross section | [A] / [mm²] | 24 / 2.5 | 20 / - | - | - |
| Rated cross section | [mm²] | 2.5 | - | - | - |
| Cross section range | AWG | 20 - 14 | 20-16 | - | - |
| **Connection capacity** | | solid | stranded | Ferrule Without / with plastic sleeve | |
| 1 conductor | [mm²] | 0.5 - 2.5 | 1.5 - 2.5 | - | - |
| **General data** | | | | | |
| Stripping length | [mm] | 8 | | | |
| Insulating material | | PC/PA | | | |
| Inflammability class according to UL 94 | | V2 | | | |

### Ordering data

| Description | Color | Type | Order No. | Pcs. / Pkt. |
|---|---|---|---|---|
| **Plug-in terminal block,** 3-pos. | transparent | **JBC 2,5/3** | **3240164** | 100 |
| 5-pos. | transparent | | | |
| 8-pos. | transparent | | | |

**2.5 (2.5) mm², 24 A, 5-pos.**

**2.5 (2.5) mm², 24 A, 8-pos.**

## Technical data

| Width | Length | Height | |
|---|---|---|---|
| **26** | **15.6** | **8.9** | |
| $I_{max.}$ [A] | $U_{max.}$ [V] | max. Ø [mm²] | AWG |
| **24** | **450** | **0.5 - 2.5** | **20 - 14** |
| IEC | UL/CUL | CSA | IEC/ EN 60079-7 |
| 450 | 600 | - | - |
| 24 / 2.5 | 20 / - | - | - |
| 2.5 | - | - | - |
| 20 - 14 | 20-16 | - | - |
| solid | stranded | Ferrule Without / with plastic sleeve | |
| 0.5 - 2.5 | 1.5 - 2.5 | - | - |
| | | | |
| 8 | | | |
| PC/PA | | | |
| V2 | | | |

## Ordering data

| Type | Order No. | Pcs. / Pkt. |
|---|---|---|
| **JBC 2,5/5** | **3240165** | 100 |

## Technical data

| Width | Length | Height | |
|---|---|---|---|
| **39.2** | **15.6** | **8.9** | |
| $I_{max.}$ [A] | $U_{max.}$ [V] | max. Ø [mm²] | AWG |
| **24** | **450** | **0.5 - 2.5** | **20 - 14** |
| IEC | UL/CUL | CSA | IEC/ EN 60079-7 |
| 450 | 600 | - | - |
| 24 / 2.5 | 20 / - | - | - |
| 2.5 | - | - | - |
| 20 - 14 | 20-16 | - | - |
| solid | stranded | Ferrule Without / with plastic sleeve | |
| 0.5 - 2.5 | 1.5 - 2.5 | - | - |
| | | | |
| 8 | | | |
| PC/PA | | | |
| V2 | | | |

## Ordering data

| Type | Order No. | Pcs. / Pkt. |
|---|---|---|
| **JBC 2,5/8** | **3240166** | 50 |

## Sockets with 45 mm standard pitch

It is equally important in modern switchgears as in simple distributions: the rail-mountable socket in standard format.

The socket is mounted in an exposed position to allow mounting tools, service devices, and other electrical equipment to be installed comfortably.

The mains connection terminal blocks (L1, N, and PE) are arranged on one side of the socket for easy connection. All SD sockets are supplied with equipment marker tags. Additional equipment marker tags are available for the EMG housings.

The 45 mm socket is available with or without a miniature fuse. There is a 6.3 A fine fuse (5 x 20 mm) for protection.

System parts, in which items are still live even after the main switch has been turned off, must be marked in accordance with DIN VDE 0105-1 and IEC 60204-1/EN 60204-1/DIN VDE 0113-1 as well as the Accident Prevention Regulation VBG 4. In this case, a socket version in a yellow housing is available.

The sockets with a 45 mm standard pitch and with 90 mm double housings can be quickly snapped onto the 35 mm DIN rail in accordance with EN 60715.

For the sockets, you can choose between the following versions:

– Screw or spring-cage connection
– With or without light indicator
– Grounding connector, Belgian, French or USA version
– Housing: green, yellow or light gray

**With the VS-SI-SD... socket inserts, the sockets can be integrated into the IP65 VS-SI-EB-EMV-1 mounting frame, for example. For further information, visit www.phoenixcontact.net/products.**

**Notes:**

Type of housing:
**SD-...** polyamide non-reinforced PA
**EMG...-SD:** polycarbonate fiber reinforced PCF
**EM-DUO...** PVC 94 V0
**Socket insert** Aminoplast type 131

For approvals and dimensional drawing, visit www.phoenixcontact.net/products.




Germany

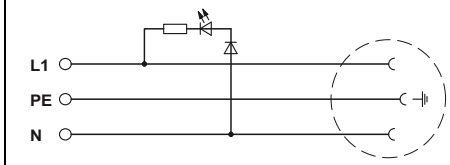


### Technical data

| | | | |
|---|---|---|---|
| Nominal voltage | | 250 V AC | |
| Max. continuous current | | 16 A AC | |
| General data | | SD-D... and EMG 45... | EMG 90... |
| Dimensions | W / H / D | 45 mm / 75 mm / 65.2 mm | 90 mm / 75 mm / 70.5 mm |
| Connection data solid / stranded / AWG | | 0.2 - 4 mm² / 0.2 - 2.5 mm² / 24 - 12 | |
| Standards/regulations | | IP20 | |
| Contact material | | CuZn37 | |
| Ambient temperature range | | -20°C ... 60°C | |
| Standards/regulations | | IEC 83 , DIN 49440-1 | |

### Ordering data

| Description | Type | Order No. | Pcs. / Pkt. |
|---|---|---|---|
| **Socket for the DIN rail** | | | |
| Screw connection, light indicator, green | **SD-D/SC/LA** | **2964898** | 5 |
| Screw connection, light indicator, gray | **SD-D/SC/LA/GY** | **2963491** | 5 |
| Screw connection, light indicator, yellow | **SD-D/SC/LA/YE** | **2963404** | 5 |
| Screw connection, green | **SD-D/SC** | **2963310** | 5 |
| Screw connection, gray | **SD-D/SC/GY** | **2963815** | 5 |
| Screw connection, yellow | **SD-D/SC/YE** | **2963459** | 5 |
| Spring-cage connection, light indicator, green | **SD-D/SP/LA** | **2963307** | 5 |
| Spring-cage connection, light indicator, gray | **SD-D/SP/LA/GY** | **2963488** | 5 |
| Spring-cage connection, light indicator, yellow | **SD-D/SP/LA/YE** | **2963475** | 5 |
| Spring-cage connection, green | **SD-D/SP** | **2963323** | 5 |
| Spring-cage connection, gray | **SD-D/SP/GY** | **2963501** | 5 |
| Spring-cage connection, yellow | **SD-D/SP/YE** | **2963462** | 5 |
| **Socket for the DIN rail** with device fuse (5 x 20 mm, 6.3 A) | | | |
| Screw connection, light indicator, green | **EMG 45-SD-D/LA/SI** | **2943738** | 5 |
| Screw connection, light indicator, yellow | **EMG 45-SD-D/LA/SI YE** | **2940825** | 5 |
| **Double socket for the DIN rail** | | | |
| Screw connection, light indicator, green | **EMG 90-2SD-D/LA** | **2941523** | 2 |
| Screw connection, gray | | | |
| Screw connection, residual current circuit breaker, gray | | | |

### Accessories

| | | | | |
|---|---|---|---|---|
| **Marker tags,** 5-section, unprinted, labeling with X-PEN, M-PEN, plotter or BKMT 20 x 8 label | | | | |
| Lettering field size: 20 x 8 mm | white | **SS-ZB WH** | **5031171** | 50 |
| Lettering field size: 20 x 8 mm | yellow | **SS-ZB YE** | **5031650** | 50 |
| **labeled according to customer specifications** | white | **SS-ZB WH CUS** | **0824470** | 1 |




France/Belgium




USA




USA

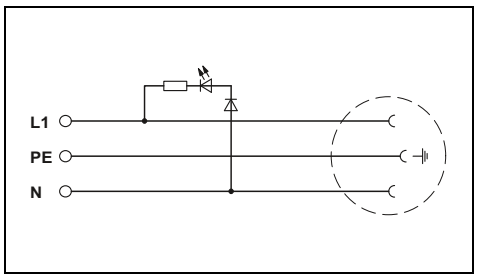


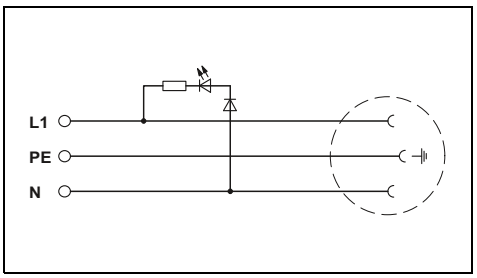


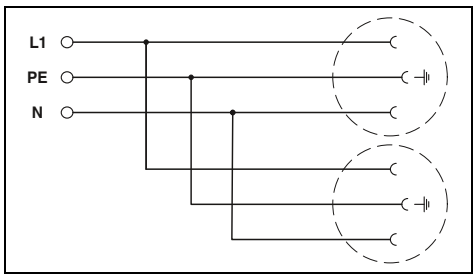


## Technical data

250 V AC
10 A DC
SD-F...
45 mm / 75 mm / 70.5 mm
0.2 - 4 mm² / 0.2 - 2.5 mm² / 24 - 12
IP20
CuZn37
-20°C ... 60°C
IEC 83 , DIN 49440-1

## Ordering data

| Type | Order No. | Pcs. / Pkt. |
|---|---|---|
| **SD-F/SC/LA** | **2963336** | 5 |
| **SD-F/SC/LA/GY** | **2963844** | 5 |
| **SD-F/SC/LA/YE** | **2963909** | 5 |
| **SD-F/SC** | **2963352** | 5 |
| **SD-F/SC/GY** | **2963828** | 5 |
| **SD-F/SP/LA** | **2963349** | 5 |
| **SD-F/SP/LA/GY** | **2963857** | 5 |

## Accessories

| | | |
|---|---|---|
| **SS-ZB WH** | **5031171** | 50 |
| **SS-ZB YE** | **5031650** | 50 |
| **SS-ZB WH CUS** | **0824470** | 1 |

## Technical data

125 V AC
15 A AC
SD-US...
45 mm / 75 mm / 70.5 mm
0.2 - 4 mm² / 0.2 - 2.5 mm² / 30 - 12
IP20
CuZn37
-20°C ... 60°C
IEC 83 , DIN 49440-1

## Ordering data

| Type | Order No. | Pcs. / Pkt. |
|---|---|---|
| **SD-US/SC/LA/GY** | **2963860** | 10 |

## Accessories

| | | |
|---|---|---|
| **SS-ZB WH** | **5031171** | 50 |
| **SS-ZB YE** | **5031650** | 50 |
| **SS-ZB WH CUS** | **0824470** | 1 |

## Technical data

120 V AC
15 A

| EM-DUO... | EM-DUO.../GFI |
|---|---|
| 83 mm / 134 mm / 49 mm | 83 mm / 134 mm / 52 mm |

0.2 - 6 mm² / 0.2 - 4 mm² / 24 - 10
IP20
CuZn37
-40°C ... 70°C
UL 508

## Ordering data

| Type | Order No. | Pcs. / Pkt. |
|---|---|---|
| **EM-DUO 120/15** | **5600461** | 1 |
| **EM-DUO/120/15/GFI** | **5600462** | 1 |

## Accessories





**Large shield support**

Shield connection terminal blocks are suitable for all standard cable shields and allow for EMC-compliant wiring through large surfaces and low-impendence and low-resistance contact transitions.



**Easy to install**

The shield connection terminal blocks offer optimum wiring convenience. Only once the terminal strip has been wired is the shield connection terminal block mounted by simply pivoting it into place.



**Safe contact**

Phoenix Contact support frames for shield connection terminal blocks are easily snapped onto the mounting rail. The integrated contact metals allow the ground potential to be automatically connected to the busbar.

Conductors with a diameter of 2 to 35 mm can make optimum contact with the shield connection clamps of the SK series without any special tools and are available for various types of mounting.



The single-sided AB-SK shield support frames are particularly well suited to space-saving conductor connection for terminal blocks and devices with cable entry at the side.



The double support frame offers simple handling with optimum EMC properties for the two-sided support of a shielded cable. Either an insulated or grounded structure can be used.



The easiest way to wire terminal blocks with a front connection is using AB-SK TOP support frames located above the blocks. The NLS rail can be mounted in the support frames vertically, horizontally or at a 45° angle for optimum conductor placing.

The 3 x 10 mm PEN conductor busbar can also be quickly and safely snapped into the contact zone. The ground potential is thereby automatically connected to the busbar.

Having the same design as the SK series, shield supports with SK ...-D terminal blocks can also be realized directly on the mounting plate or back wall. The terminal blocks are simply pivoted into the two slots above the conductor.

Support frames with a lateral metal insert for the PEN conductor busbar or T-shaped AB-SK/E compact support frames are used to freely position the shield connection terminal blocks on the mounting plate.

Alternatively, the shielding can also be connected to ground potential insulated from protective earth ground. An appropriate contact to the PEN conductor busbar is established using a pick-off terminal block.



The easiest way to wire terminal blocks with a front connection is using support frames located above the blocks. This method also allows multi-level terminal blocks with short wiring paths to be connected in compliance with EMC requirements.

## Shielding

### SK ... shield connection clamps

The screw-type shield connection clamps of the SK series are characterized by:
– Simple handling
– Knurled screw
– Spring-loaded, large pressure piece
– Suitability for direct and busbar mounting

**Notes:**
For dimensional drawings, see page 531.

**Shield connection clamps for busbar mounting**

**Shield connection clamps for direct mounting**

| Description | Color | Ordering data: Type | Order No. | Pcs. / Pkt. | Ordering data: Type | Order No. | Pcs. / Pkt. |
|---|---|---|---|---|---|---|---|
| **Shield connection clamp,** for applying the shield to busbars, contact resistance < 1 mΩ | | | | | | | |
| Ø 2 - 5 mm, tightening torque 0.4 Nm | silver | **SK 5** | **3025338** | 10 | | | |
| Ø 3 - 8 mm, tightening torque 0.6 Nm | silver | **SK 8** | **3025163** | 10 | | | |
| Ø 3 - 14 mm, tightening torque 0.8 Nm | silver | **SK 14** | **3025176** | 10 | | | |
| Ø 5 - 20 mm, tightening torque 0.8 Nm | silver | **SK 20** | **3025189** | 10 | | | |
| Ø 5 - 28 mm, tightening torque 1 Nm | silver | **SK 28** | **3026997** | 10 | | | |
| Ø 20 - 35 mm, tightening torque 1.5 - 1.8 Nm | silver | **SK 35** | **3026463** | 10 | | | |
| **Shield connection clamp,** for applying the shield directly to the conductive mounting plates, plate thickness 1 - 2 mm | | | | | | | |
| Ø 2 - 5 mm, tightening torque 0.4 Nm | silver | | | | **SK 5-D** | **3025406** | 10 |
| Ø 3 - 8 mm, tightening torque 0.6 Nm | silver | | | | **SK 8-D** | **3026861** | 10 |
| Ø 3 - 14 mm, tightening torque 0.8 Nm | silver | | | | **SK 14-D** | **3026874** | 10 |
| Ø 5 - 20 mm, tightening torque 0.8 Nm | silver | | | | **SK 20-D** | **3026887** | 10 |
| Ø 5 - 28 mm, tightening torque 1 Nm | silver | | | | **SK 28-D** | **3027006** | 10 |
| Ø 20 - 35 mm, tightening torque 1.5 - 1.8 Nm | silver | | | | **SK 35-D** | **3026890** | 10 |

| | Accessories: Type | Order No. | Pcs. / Pkt. | Accessories: Type | Order No. | Pcs. / Pkt. |
|---|---|---|---|---|---|---|
| **PEN conductor busbar,** 3 x 10 mm, 1 m long, material: copper, tin-plated, nominal current: 140 A | **NLS-CU 3/10 SN 1000MM** | **0402174** | 10 | | | |

## SKS ... shield connection clamps

- The SKS ... spring shield connection clamps are available for cable and conductor diameters of between 3 and 20 mm
- Three different forms of mounting are possible: on NS 35 DIN rails, on busbars or directly on conductive mounting plates

**Notes:**

For dimensional drawings, see page 531.

**Shield connection clamps for busbar and direct mounting**

**Shield connection clamps for DIN rail mounting**

| Description | Color | Ordering data: Type | Order No. | Pcs. / Pkt. | Ordering data: Type | Order No. | Pcs. / Pkt. |
|---|---|---|---|---|---|---|---|
| **Shield connection clamp,** for applying the shield to busbars, contact resistance < 1 mΩ | | | | | | | |
| Ø 3 - 8 mm | silver | **SKS 8** | **3240210** | 10 | | | |
| Ø 3 - 14 mm | silver | **SKS 14** | **3240211** | 10 | | | |
| Ø 5 - 20 mm | silver | **SKS 20** | **3240212** | 10 | | | |
| **Shield connection clamp,** for directly applying the shield to conductive mounting plates, metal thickness 1-2 mm, with fastening screw M4 | | | | | | | |
| Ø 3 - 8 mm | silver | **SKS 8-D** | **3240213** | 10 | | | |
| Ø 3 - 14 mm | silver | **SKS 14-D** | **3240214** | 10 | | | |
| Ø 5 - 20 mm | silver | **SKS 20-D** | **3240215** | 10 | | | |
| **Shield connection clamp,** with screwfix, mounting on DIN rail NS 35..., for shield support on busbars | | | | | | | |
| Ø 3 - 8 mm | silver | | | | **SKS 8-NS35** | **3240216** | 10 |
| Ø 3 - 14 mm | silver | | | | **SKS 14-NS35** | **3240217** | 10 |
| Ø 5 - 20 mm | silver | | | | **SKS 20-NS35** | **3240218** | 10 |
| **Shield connection clamp,** with snap-on foot, mounting on DIN rail NS 35..., for shield support on busbars | | | | | | | |
| Ø 3 - 8 mm | silver | | | | **SKS 8-SNS35** | **3062786** | 10 |
| Ø 3 - 14 mm | silver | | | | **SKS 14-SNS35** | **3062799** | 10 |
| Ø 5 - 20 mm | silver | | | | **SKS 20-SNS35** | **3062809** | 10 |
| | | **Accessories** | | | **Accessories** | | |
| **PEN conductor busbar,** 3 x 10 mm, 1 m long, material: copper, tin-plated, nominal current: 140 A | | **NLS-CU 3/10 SN 1000MM** | **0402174** | 10 | **NLS-CU 3/10 SN 1000MM** | **0402174** | 10 |

## Support frame for shield support on one side

**Support frame, tall, for SK & SKS shield connection clamps**

### AB-SK TOP

- For convenient shield connection, especially for single- and multi-level terminal blocks and devices with a front connection
- The 3 x 10 mm rail can be mounted in the support frames vertically, horizontally, and at a 45° angle for optimum conductor placing
- Compact design in a 5.2 mm pitch
- Can be labeled with zack marker strip and KLM ... terminal strip marker; see page 500
- Parking facility for FBS plug-in bridges
- End holder function
- For mounting SK and SKS shield connection clamps

### AB-SK

- The single-sided AB-SK shield support frames are particularly well suited to space-saving conductor connection for terminal blocks and devices with cable entry at the side
- Available in two lengths
- For mounting SK shield connection clamps

### AB-SKS

- For convenient shield connection, especially for single- and multi-level terminal blocks and devices with a front connection
- Insulated to DIN rail
- End holder function
- For mounting SK and SKS shield connection clamps

### Technical data

| | Width | Length | Height |
|---|---|---|---|
| **Dimensions** | | | |
| [mm] | **5.2** | **102.4** | |
| **General data** | | | |
| Material | PA | | |

### Ordering data

| Description | Color | Type | Order No. | Pcs. / Pkt. |
|---|---|---|---|---|
| **Support frame with end holder function,** for mounting on NS 35..., direct contact with NS 35..., for accommodating 3 x 10 mm busbars, SK and SKS shield connection clamps | gray | **AB-SK TOP** | **3062090** | 10 |
| **Support frame with end holder function,** for mounting on NS 35..., insulated to NS 35..., for accommodating 3 x 10 mm bus-bars, for SK and SKS shield connection clamps | gray | **AB-SK TOP INSULATED** | **3062074** | 10 |
| **Support frame,** for mounting on NS 35..., direct contact with NS 35..., for accommodating 3 x 10 mm busbars, SK shield connection clamps | gray | | | |
| **Support frame,** 65 mm, for mounting on NS 35..., direct contact with NS 35..., for accommodating 3 x 10 mm busbars, SK shield connection clamps | gray | | | |
| **Support frame with end holder function,** for mounting on NS 35..., insulated to NS 35..., for accommodating 3 x 10 mm busbars, for SK and SKS shield connection clamps | gray | | | |

### Accessories

| | | | | |
|---|---|---|---|---|
| **PEN conductor busbar,** 3 x 10 mm, 1 m long, material: copper, tin-plated, nominal current: 140 A | silver | **NLS-CU 3/10 SN 1000MM** | **0402174** | 10 |
| **Lateral groove labeling** | | **UC-TM 5, UCT-TM 5 or ZB 5**<br>**UC-TMF 5, UCT-TMF 5 or ZBF 5** | | |



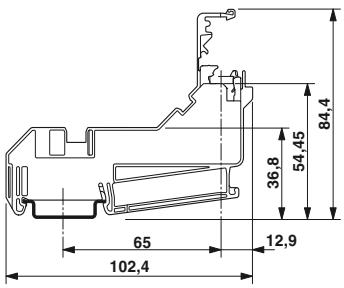


**AB-SK TOP**

**Support frame,**
**for SK shield connection clamps**

**Support frame, 65 mm long,**
**for SK shield connection clamps**

**Insulated support frame, tall, for**
**SK and SKS shield connection clamps**

## Technical data

| Width | Length | Height |
|---|---|---|
| **6.2** | **77.35** | |
| PA | | |

## Ordering data

| Type | Order No. | Pcs. / Pkt. |
|---|---|---|
| **AB-SK** | **3025341** | 10 |

## Accessories

| | | |
|---|---|---|
| **NLS-CU 3/10 SN 1000MM** | **0402174** | 10 |

## Technical data

| Width | Length | Height |
|---|---|---|
| **6.2** | **95.5** | |
| PA | | |

## Ordering data

| Type | Order No. | Pcs. / Pkt. |
|---|---|---|
| **AB-SK 65** | **3026489** | 10 |

## Accessories

| | | |
|---|---|---|
| **NLS-CU 3/10 SN 1000MM** | **0402174** | 10 |

## Technical data

| Width | Length | Height |
|---|---|---|
| **9.5** | **97.8** | |
| PA | | |

## Ordering data

| Type | Order No. | Pcs. / Pkt. |
|---|---|---|
| **AB-SKS 60** | **3240223** | 10 |

## Accessories

| | | |
|---|---|---|
| **NLS-CU 3/10 SN 1000MM** | **0402174** | 10 |

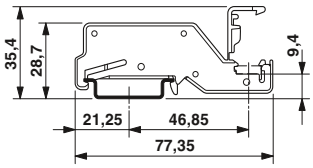


**AB-SK**

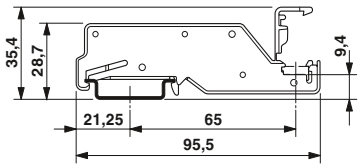


**AB-SK 65**

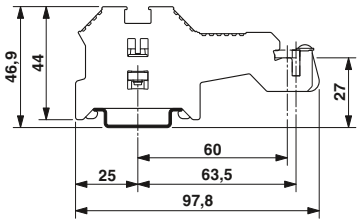


**AB-SKS 60**

## Double support frame for shield support on both sides



**Double support frame, tall, for SK and SKS shield connection clamps**

### AB-SK-D TOP

- For convenient shield connection, especially for single- and multi-level terminal blocks and devices with a front connection
- The 3 x 10 mm rail can be mounted in the support frames vertically, horizontally, and at a 45° angle for optimum conductor placing
- Compact design in a 5.2 mm pitch
- Can be labeled with zack marker strip and KLM ... terminal strip marker; see page 500
- Parking facility for bridges and plugs
- For mounting SK and SKS shield connection clamps

### AB-SK 65-D

- The double shield support frames are particularly well suited to space-saving conductor connections for terminal blocks and devices with cable entry at the side
- Available in two lengths
- For mounting SK shield connection clamps

### Technical data

| | Width | Length | Height |
|---|---|---|---|
| **Dimensions** | | | |
| [mm] | **5.2** | **155.8** | |
| **General data** | | | |
| Material | PA | | |

### Ordering data

| Description | Color | Type | Order No. | Pcs. / Pkt. |
|---|---|---|---|---|
| **Double support frame with end bracket function,** for mounting on NS 35..., direct contact with NS 35..., for accommodating 3 x 10 mm busbars, SK and SKS shield connection clamps | gray | **AB-SK-D TOP** | **3062100** | 10 |
| **Double support frame with end bracket function,** for mounting on NS 35..., insulated to NS 35..., for accommodating 3 x 10 mm busbars, for SK and SKS shield connection clamps | gray | | | |
| **Double support frame,** for mounting on NS 35..., direct contact with NS 35..., for accommodating 3 x 10 mm busbars, SK shield connection clamps | gray | | | |
| **Double support frame,** 65 mm, for mounting on NS 35..., insulated to NS 35... for accommodating 3 x 10 mm busbars, SK shield connection clamps | gray | | | |

### Accessories

| | | | | |
|---|---|---|---|---|
| **PEN conductor busbar,** 3 x 10 mm, 1 m long, material: copper, tin-plated, nominal current: 140 A | silver | **NLS-CU 3/10 SN 1000MM** | **0402174** | 10 |
| **Lateral groove labeling** | | **UC-TM 5, UCT-TM 5 or ZB 5**<br>**UC-TMF 5, UCT-TMF 5 or ZBF 5** | | |



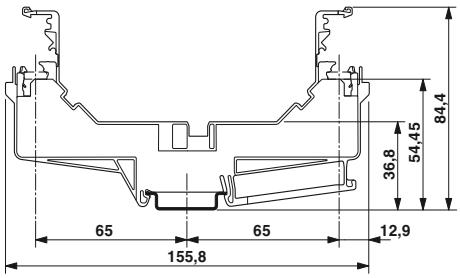


**AB-SK-D TOP**

**Insulated, double support frame, tall, for SK and SKS shield connection clamps**

**Double support frame, tall, for SK shield connection clamps**

**Insulated, double support frame, tall, for SK shield connection clamps**

## Technical data

| Width | Length | Height |
|---|---|---|
| 5.2 | 155.8 | |
| PA | | |

## Ordering data

| Type | Order No. | Pcs. / Pkt. |
|---|---|---|
| AB-SK-D TOP INSULATED | 3062087 | 10 |

## Accessories

| | | |
|---|---|---|
| NLS-CU 3/10 SN 1000MM | 0402174 | 10 |

UC-TM 5, UCT-TM 5 or ZB 5
UC-TMF 5, UCT-TMF 5 or ZBF 5

## Technical data

| Width | Length | Height |
|---|---|---|
| 8.2 | 150 | |
| PA | | |

## Ordering data

| Type | Order No. | Pcs. / Pkt. |
|---|---|---|
| AB-SK 65-D | 3026900 | 10 |

## Accessories

| | | |
|---|---|---|
| NLS-CU 3/10 SN 1000MM | 0402174 | 10 |

## Technical data

| Width | Length | Height |
|---|---|---|
| 8.2 | 150 | |
| PA | | |

## Ordering data

| Type | Order No. | Pcs. / Pkt. |
|---|---|---|
| AB-SK 65-D INSULATED | 3040889 | 10 |

## Accessories

| | | |
|---|---|---|
| NLS-CU 3/10 SN 1000MM | 0402174 | 10 |

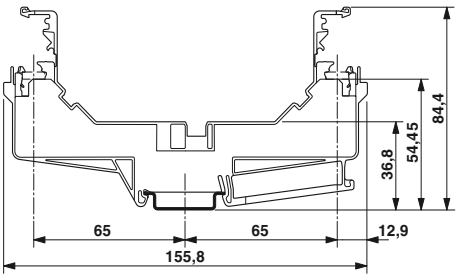


AB-SK-D TOP INSULATED

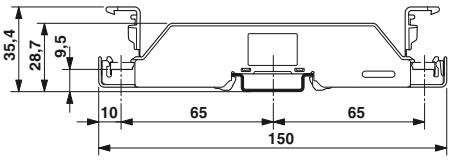


AB-SK 65-D

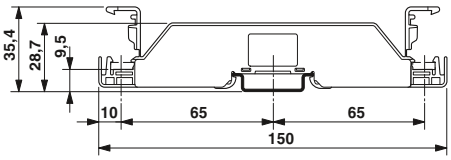


AB-SK 65-D INSULATED

## Shielding

### Support frame for direct mounting

The support frames are available in the following versions:
- AB/SS for insulated installation on the mounting plate and
- AB/SS-M for uninsulated installation on the mounting plate
- For mounting SK and SKS shield connection clamps

**Notes:**
For dimensional drawings, see www.phoenixcontact.net/products.

**Support frame for SK shield connection clamps**

**Support frame for SK & SKS shield connection clamps**

| | Technical data | | | Technical data | | |
|---|---|---|---|---|---|---|
| **General data** | | | | | | |
| Material | PA | | | PA | | |
| | **Ordering data** | | | **Ordering data** | | |
| Description / Color | **Type** | **Order No.** | Pcs. / Pkt. | **Type** | **Order No.** | Pcs. / Pkt. |
| **Support,** insulated, with retaining screw, for 3 x 10 mm or 6 x 6 mm busbars / gray | **AB/SS** | **0404428** | 10 | | | |
| **Support,** with contact to the mounting plate, with retaining screw, for 3 x 10 mm busbars / gray | **AB/SS-M** | **3025888** | 10 | | | |
| **Support,** insulated, for 3 x 10 mm or 6 x 6 mm busbars / gray | | | | **AB/SKS** | **3240224** | 10 |
| | **Accessories** | | | **Accessories** | | |
| **PEN conductor busbar,** 3 x 10 mm, 1 m long, material: copper, tin-plated, nominal current: 140 A / silver | **NLS-CU 3/10 SN 1000MM** | **0402174** | 10 | **NLS-CU 3/10 SN 1000MM** | **0402174** | 10 |

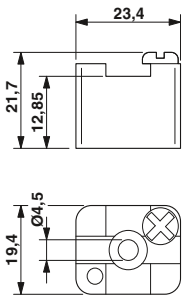


**AB/SS**

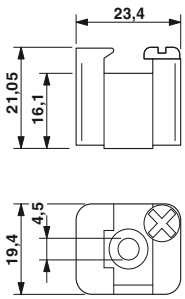


**AB/SS-M**

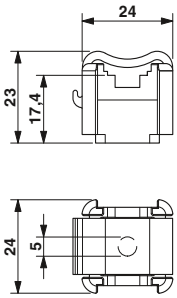


**AB/SKS**

## Multi-level support for direct mounting

Support, multi-level, insulated

- Double and triple support frames for different busbars
- Type allows for an extremely compact design using large amounts of wiring, e.g., for multi-level front connection terminal blocks
- Support frames are insulated
- Direct mounting

### Technical data

| General data | |
|---|---|
| Material | PA |

### Ordering data

| Description | Color | Type | Order No. | Pcs. / Pkt. |
|---|---|---|---|---|
| **Double support,** insulating material, optionally for use with 3 x 10 mm or 6 x 6 mm neutral busbar, height: 48 mm | | | | |
| Height 48 mm | gray | **AB2/SS** | **0404431** | 10 |
| Height 36.8 mm | gray | **ABN 2/SS** | **0404460** | 10 |
| **Triple support frame,** made from insulating material | gray | **AB3/SS** | **0800086** | 10 |

### Accessories

| | | | | |
|---|---|---|---|---|
| **PEN conductor busbar,** 3 x 10 mm, 1 m long, material: copper, tin-plated, nominal current: 140 A | silver | **NLS-CU 3/10 SN 1000MM** | **0402174** | 10 |
| **PEN conductor busbar,** in accordance with DIN VDE 0611-4, 6 x 6 mm, 1 m long, material: copper, tin-plated, nominal current: 140 A | silver | **NLS-CU 6/ 6 SN 1000MM** | **0402161** | 10 |

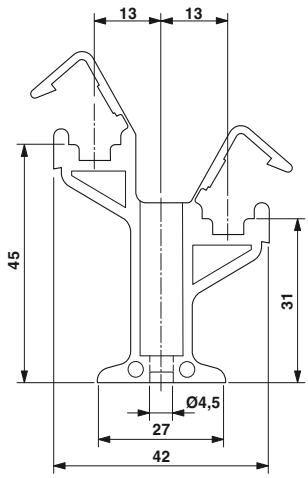


AB2/SS

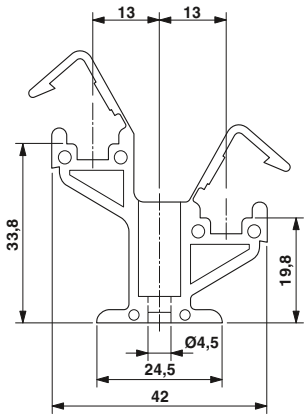


ABN 2/SS

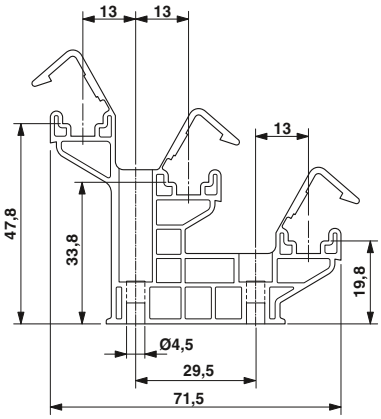


AB3/SS

## Support frame for direct and DIN rail mounting

- T-shaped support frames for space-saving direct mounting and free positioning on the mounting plate
- Suitable for SK 5 to SK 14, SKS 8 and SKS 14 shield connection clamps
- Version for NS 35 DIN rail mounting

### Technical data

| General data | |
|---|---|
| Material | Aluminum |

### Ordering data

| Description | Color | Type | Order No. | Pcs. / Pkt. |
|---|---|---|---|---|
| **Support,** for direct mounting with contacting on the mounting surface | silver | **AB-SK/E** | **3026476** | 10 |
| **Support frame,** for mounting on NS 35 DIN rails | silver | **AB-SK/E-NS 35** | **3213111** | 10 |

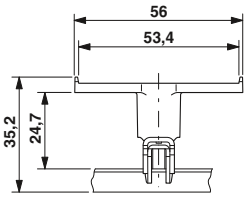


AB-SK/E-NS 35

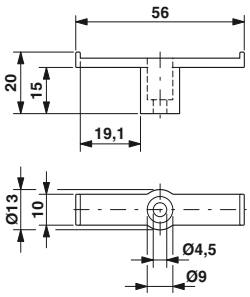


AB-SK/E

## SK shield connection clamps

| Dimensions in mm | a | b | c | d | e |
|---|---|---|---|---|---|
| SK 5 | 6.5 | 19.5 | 46.8 | 9 | 6 |
| SK 8 | 6.5 | 19.5 | 48.7 | 12 | 9 |
| SK 14 | 6.5 | 19.5 | 59.3 | 17 | 14 |
| SK 20 | 6.5 | 19.5 | 75 | 24 | 21 |
| SK 28 | 6.5 | 20 | 93 | 32 | 28 |
| SK 35 | 6.5 | 20 | 106.5 | 40 | 36 |
| SK 5-D | 6.5 | 19.5 | 46.8 | 9 | 6 |
| SK 8-D | 6.5 | 19.5 | 47.2 | 12 | 9 |
| SK 14-D | 6.5 | 19.5 | 57.8 | 17 | 14 |
| SK 20-D | 6.5 | 19.5 | 73.5 | 24 | 21 |
| SK 28-D | 6.5 | 20 | 91.5 | 32 | 28 |
| SK 35-D | 6.5 | 20 | 105.0 | 41 | 36 |

## SKS shield connection clamps

| Dimensions in mm | a | b | c | d | e | f |
|---|---|---|---|---|---|---|
| SKS 8 | – | 18 | 26 | 12.4 | – | – |
| SKS 14 | – | 21 | 32 | 19 | – | – |
| SKS 20 | – | 27 | 40.5 | 24.7 | – | – |
| SKS 8-D | – | 18 | 26 | 12.4 | – | – |
| SKS 14-D | – | 21 | 32 | 19 | – | – |
| SKS 20-D | – | 27 | 40.5 | 24.7 | – | – |
| SKS 8-NS35 | 6 | 18 | 26 | 12.4 | 52 | 54 |
| SKS 14-NS35 | 6 | 21 | 32 | 19 | 52 | 60 |
| SKS 20-NS35 | 6 | 27 | 40.5 | 24.7 | 52 | 68.4 |

## Drilling and punching patterns for SK...-D

Punching template

Drilling plan

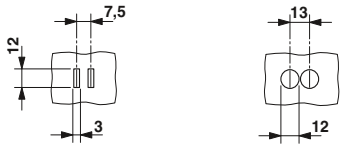


SK 5-D

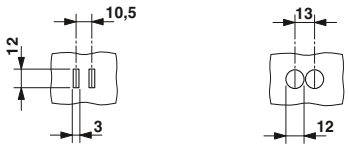


SK 8-D

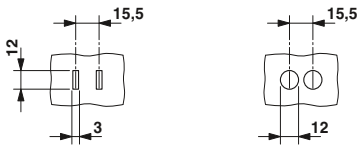


SK 14-D

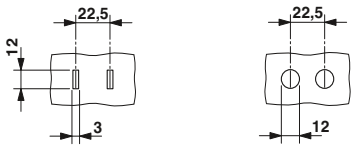


SK 20-D

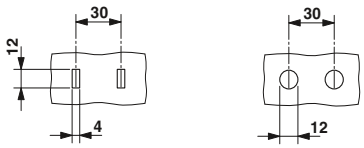


SK 28-D

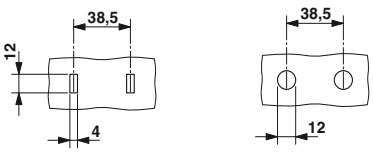


SK 35-D

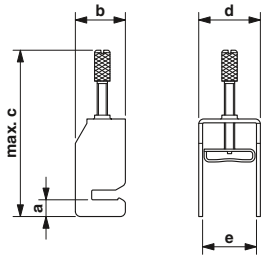


SK ...

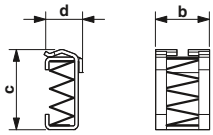


SKS ...

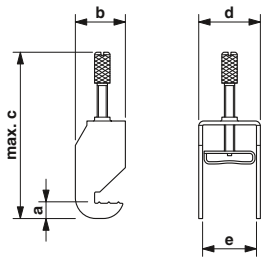


SK ...-D

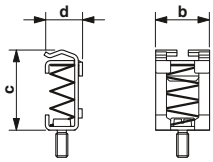


SKS ...-D

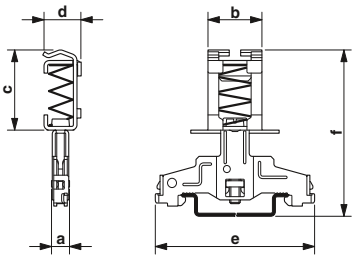


SKS ...-NS35





**Saves space and costs**

The cable entry system (CES) allows a variety of cables and protective hoses to be inserted into control cabinets, distributor boxes or devices using a water- and dust-proof method where space is at a premium.
– For protective hoses, see page 548

**Sealing frames with metal reinforcement**

Because the sealing frames can be split, it is possible to guide pre-assembled plug-in connectors through panel cutouts and subsequently seal with a high degree of protection and reduce the strain according to DIN EN 50262. Thanks to the integrated metal reinforcement, only two locking elements are required on the front.

**Variable mounting options**

The CES sealing frames can be directly mounted on standard panel cutouts (e.g., Rittal) for industrial plug-in connectors. Snap-up frames are available to simplify on-site installation.

**Optional latch**

Sealing frames with screw locking and locking latches are available. The locking latch does not require any tools, which makes it really quick and easy to use, even in places that are difficult to access.



**Also for industrial plug-in connectors**

Due to a widening of the standard Rittal cutouts from 35 to 51 mm, even wide rectangular industrial plug-in connectors for double locking latches and plug assembly frames can be swiveled through mounting panels and sealed and provided with strain relief using the CES.

**Plastic vs. rubber sleeves**

The gray thermoplastic sleeves exhibit a low level of flammability according to UL 94 V0 and are highly resistant to acids and lyes. The black rubber sleeves (NBR) perform significantly better in the long term, particularly in the event of temperature fluctuations. They are also resistant to oil, fuels, and grease. All cable sleeves are halogen-free.

**Faster installation and a reliable seal**

It only takes two coned sleeves to seal any cable diameter ranging from 2 to 24 mm. The coned sleeves are cut to the appropriate length and pushed on before the cables are assembled. There is no longer any need to select corresponding slotted rubber seals on site, which can be a time-consuming process, and the reliability of the seal has been improved for ratings up to IP65.

## Sealing frames for cable sleeves

Sealing frame with locking latch

- Sealing frame with integrated metal reinforcement to protect against deformation
- Only two locking elements are required (screws or latch)
- Suitable for standard panel cutouts (e.g., Rittal)
- Snap-up frame for simplifying on-site installation
- Sealing frame with convenient locking latch for tool-free actuation
- Marking for cable sleeve location on the underside of the frame

**Notes:**

For dimensional drawings, see page 541.

If the panel cutout width is 51 mm, HC industrial plug-in connectors and CIF plug assembly frames can also be fed through the panel using the cable entry system (CES).

### Technical data

| | |
|---|---|
| **General data** | |
| Material | PA |
| Degree of protection | IP54 |
| Torque | - |
| Inflammability class according to UL 94 | V0 |
| Temperature range [°C] | -40 ... 120 |

### Ordering data

| Description | Type | Order No. | Pcs. / Pkt. |
|---|---|---|---|
| **Sealing frame**, including flat gasket, for accommodating cable sleeves, **for standard cutout:** | | | |
| B10 (cutout: 35 mm x 65 mm), for up to 6 cable sleeves | **CES-B10-HFFS-PLBK** | **0801663** | 1 |
| B16 (cutout: 35 mm x 86 mm), for up to 8 cable sleeves | **CES-B16-HFFS-PLBK** | **0801662** | 1 |
| B24 (cutout: 35 mm x 113 mm), for up to 10 cable sleeves | **CES-B24-HFFS-PLBK** | **0801661** | 1 |
| **Snap-up frame,** including integrated seal for mounting panel, for accommodating sealing frames, **for standard cutouts:** | | | |
| B10 (cutout: 35 mm x 65 mm) | | | |
| B16 (cutout: 35 mm x 86 mm) | | | |
| B24 (cutout: 35 mm x 113 mm) | | | |
| **Locking plate,** metal, locks an unused snap-up frame, transport protection, **for standard cutouts:** | | | |
| B10 | | | |
| B16 | | | |
| B24 | | | |

### Accessories

| | | | |
|---|---|---|---|
| **Replacement flat gasket**, for sealing frame with **standard cutout:** | | | |
| B10 (cutout: 35 mm x 65 mm) | **CES-B10-WRG-BK** | **0801725** | 10 |
| B16 (cutout: 35 mm x 86 mm) | **CES-B16-WRG-BK** | **0801726** | 10 |
| B24 (cutout: 35 mm x 113 mm) | **CES-B24-WRG-BK** | **0801727** | 10 |
| **M4 replacement screw**, with 4 mm Allen screw head, for sealing frame with screw locking | | | |
| **Bit screwdriver,** with 1/4" quick-action chuck, suitable for bits according to DIN 3126-C 6.3 and E 6.3/ISO 1173, magnetic | | | |
| **Screw bit**, hexagonal, E6.3-1/4" drive, hardened, suitable for holder according to DIN 3126-F6.3/ISO 1173 | | | |
| Size: hex 3 x 50 mm | | | |

Sealing frame with screw locking

Snap-up frame

Locking plates

## Technical data

PA
IP55 / IP65 (when using a CES-SRC../CES-LRC.. cone sleeve and a cable binder)

2 Nm ... 4 Nm (Locking screw)
V0
-40 ... 120

## Ordering data

| Type | Order No. | Pcs. / Pkt. |
|---|---|---|
| CES-B10-SFFS-PLBK | 0801660 | 1 |
| CES-B16-SFFS-PLBK | 0801659 | 1 |
| CES-B24-SFFS-PLBK | 0801658 | 1 |

## Accessories

| | | |
|---|---|---|
| CES-B10-WRG-BK | 0801725 | 10 |
| CES-B16-WRG-BK | 0801726 | 10 |
| CES-B24-WRG-BK | 0801727 | 10 |
| CES-SFFS-H | 0801728 | 10 |
| SF-M BH | 1212070 | 1 |
| SF-BIT-HEX 3-50 | 1212647 | 5 |

## Technical data

PA
IP54 / IP55 (when using a CES-B...-SFFS-PLBK sealing frame with screw locking) / IP65 (when using a CES-B...-SFFS-PLBK sealing frame with screw locking and a cone sleeve with cable binder)

-
V0
-20 ... 80

## Ordering data

| Type | Order No. | Pcs. / Pkt. |
|---|---|---|
| CES-B10-SF-PLBK | 0801655 | 10 |
| CES-B16-SF-PLBK | 0801651 | 10 |
| CES-B24-SF-PLBK | 0801647 | 10 |

## Accessories

## Technical data

Steel, galvanized
-

-
-
-

## Ordering data

| Type | Order No. | Pcs. / Pkt. |
|---|---|---|
| CES-B10-SFC-M | 0801645 | 10 |
| CES-B16-SFC-M | 0801642 | 10 |
| CES-B24-SFC-M | 0801641 | 10 |

## Accessories

## Cable sleeves, rubber

- Significantly improved long-term performance
- Resistant to oil, fuels, and grease
- Halogen-free

**Notes:**

The CES cable entry system was developed according to DIN EN 50262 (Cable glands for electrical installations).

The cable sleeves must be mounted in accordance with the mounting instructions provided.

Cable sleeves, small

Cable sleeves, large

| | Technical data | Technical data |
|---|---|---|
| **General data** | | |
| Material | NBR | NBR |
| Degree of protection | IP54 / IP55 (when using a CES-B...-SFFS-PLBK sealing frame with screw locking) | IP54 / IP55 (when using a CES-B...-SFFS-PLBK sealing frame with screw locking) |
| Temperature range [°C] | -40 ... 80 | -40 ... 80 |

| | | Ordering data | | | Ordering data | | |
|---|---|---|---|---|---|---|---|
| Description | Color | Type | Order No. | Pcs. / Pkt. | Type | Order No. | Pcs. / Pkt. |
| **Cone-shaped cable sleeves,** IP65 in sealing frames with screw locking and cable binders, IP54 in sealing frames with locking latch. For cables with a diameter of: | | | | | | | |
| 2 - 11 mm | black | **CES-SRC-BK** | **0801718** | 10 | | | |
| 7 - 24 mm | black | | | | **CES-LRC-BK** | **0801719** | 10 |
| **Cable sleeves, IP65, without bore hole,** can be used in sealing frames with locking latch and screw locking | | | | | | | |
| | black | **CES-SRG-BK** | **0801670** | 10 | **CES-LRG-BK** | **0801671** | 10 |
| **Cable sleeves, small, slotted,** can be used in sealing frames with locking latch and screw locking, for cable diameter of: | | | | | | | |
| 1 - 2 mm | black | **CES-SRG-BK-2** | **0801635** | 10 | | | |
| 2 - 3 mm | black | **CES-SRG-BK-3** | **0801633** | 10 | | | |
| 3 - 4 mm | black | **CES-SRG-BK-4** | **0801632** | 10 | | | |
| 4 - 5 mm | black | **CES-SRG-BK-5** | **0801630** | 10 | | | |
| 5 - 6 mm | black | **CES-SRG-BK-6** | **0801628** | 10 | | | |
| 6 - 7 mm | black | **CES-SRG-BK-7** | **0801627** | 10 | | | |
| 7 - 8 mm | black | **CES-SRG-BK-8** | **0801625** | 10 | | | |
| 8 - 9 mm | black | **CES-SRG-BK-9** | **0801622** | 10 | | | |
| 9 - 10 mm | black | **CES-SRG-BK-10** | **0801620** | 10 | | | |
| 10 - 11 mm | black | **CES-SRG-BK-11** | **0801618** | 10 | | | |
| 11 - 12 mm | black | **CES-SRG-BK-12** | **0801617** | 10 | | | |
| 12 - 13 mm | black | **CES-SRG-BK-13** | **0801616** | 10 | | | |
| 13 - 14 mm | black | **CES-SRG-BK-14** | **0801615** | 10 | | | |
| 14 - 15 mm | black | **CES-SRG-BK-15** | **1410563** | 10 | | | |
| 15 - 16 mm | black | **CES-SRG-BK-16** | **1410576** | 10 | | | |
| 16 - 17 mm | black | **CES-SRG-BK-17** | **1410589** | 10 | | | |
| **Cable sleeves, large, slotted,** can be used in sealing frames with locking latch and screw locking, for cable diameter of: | | | | | | | |
| 14 - 15 mm | black | | | | **CES-LRG-BK-15** | **0801619** | 10 |
| 15 - 16 mm | black | | | | **CES-LRG-BK-16** | **0801621** | 10 |
| 16 - 17 mm | black | | | | **CES-LRG-BK-17** | **0801624** | 10 |
| 17 - 18 mm | black | | | | **CES-LRG-BK-18** | **0801626** | 10 |
| 18 - 19 mm | black | | | | **CES-LRG-BK-19** | **0801629** | 10 |
| 19 - 20 mm | black | | | | **CES-LRG-BK-20** | **0801631** | 10 |
| 20 - 21 mm | black | | | | **CES-LRG-BK-21** | **0801634** | 10 |
| 21 - 22 mm | black | | | | **CES-LRG-BK-22** | **0801637** | 10 |
| 22 - 23 mm | black | | | | **CES-LRG-BK-23** | **0801638** | 10 |
| 23 - 24 mm | black | | | | **CES-LRG-BK-24** | **0801639** | 10 |
| 24 - 25 mm | black | | | | **CES-LRG-BK-25** | **0801640** | 10 |
| 25 - 26 mm | black | | | | **CES-LRG-BK-26** | **0801643** | 10 |
| 26 - 27 mm | black | | | | **CES-LRG-BK-27** | **0801644** | 10 |
| 27 - 28 mm | black | | | | **CES-LRG-BK-28** | **0801646** | 10 |
| 28 - 29 mm | black | | | | **CES-LRG-BK-29** | **0801648** | 10 |
| 29 - 30 mm | black | | | | **CES-LRG-BK-30** | **0801650** | 10 |
| 30 - 31 mm | black | | | | **CES-LRG-BK-31** | **0801653** | 10 |
| 31 - 32 mm | black | | | | **CES-LRG-BK-32** | **0801654** | 10 |
| 32 - 33 mm | black | | | | **CES-LRG-BK-33** | **0801656** | 10 |

## Cable sleeves, rubber, special formats

- Significantly improved long-term performance
- Resistant to oil, fuels, and grease
- Halogen-free

**Notes:**

The CES cable entry system was developed according to DIN EN 50262 (Cable glands for electrical installations).

The cable sleeves must be mounted in accordance with the mounting instructions provided.

**Cable sleeves, small, with several bore holes**

**Cable sleeves, small, for AS interface cables**

| | | Technical data | Technical data |
|---|---|---|---|
| **General data** | | | |
| Material | | NBR | NBR |
| Degree of protection | | IP54 / IP55 (when using a CES-B...-SFFS-PLBK sealing frame with screw locking) | IP54 |
| Temperature range | [°C] | -40 ... 80 | -40 ... 80 |

| Description | Color | Ordering data: Type | Order No. | Pcs. / Pkt. | Ordering data: Type | Order No. | Pcs. / Pkt. |
|---|---|---|---|---|---|---|---|
| **Cable sleeves, with 2 bore holes, small, slotted,** can be used in sealing frames with locking latch and screw locking, for cable diameter of: | | | | | | | |
| 2 x 2 mm ... 3 mm | black | **CES-SRG-BK-2X3** | **1410398** | 10 | | | |
| 2 x 3 mm ... 4 mm | black | **CES-SRG-BK-2X4** | **1410408** | 10 | | | |
| 2 x 4 mm ... 5 mm | black | **CES-SRG-BK-2X5** | **0801657** | 10 | | | |
| 2 x 5 mm ... 6 mm | black | **CES-SRG-BK-2X6** | **0801664** | 10 | | | |
| 2 x 6 mm ... 7 mm | black | **CES-SRG-BK-2X7** | **1410084** | 10 | | | |
| 2 x 7 mm ... 8 mm | black | **CES-SRG-BK-2X8** | **1410097** | 10 | | | |
| 2 x 8 mm ... 9 mm | black | **CES-SRG-BK-2X9** | **1410411** | 10 | | | |
| **Cable sleeves, with 4 bore holes, small, slotted,** can be used in sealing frames with locking latch and screw locking, for cable diameter of: | | | | | | | |
| 4 x 2 mm ... 3 mm | black | **CES-SRG-BK-4X3** | **0801665** | 10 | | | |
| 4 x 3 mm ... 4 mm | black | **CES-SRG-BK-4X4** | **0801666** | 10 | | | |
| 4 x 4 mm ... 5 mm | black | **CES-SRG-BK-4X5** | **1410107** | 1 | | | |
| 4 x 5 mm ... 6 mm | black | **CES-SRG-BK-4X6** | **1410152** | 1 | | | |
| **Cable sleeve, IP54,** slotted, for **one AS-I**nterface cable, **cable arrangement:** | | | | | | | |
| **L** | black | | | | **CES-SRG-BK-1ASI-L** | **1410042** | 10 |
| **R** | black | | | | **CES-SRG-BK-1ASI-R** | **0801667** | 10 |
| **Cable sleeve, IP54,** slotted, for **two AS-I**nterface cables, **cable arrangement:** | | | | | | | |
| **LL** | black | | | | **CES-SRG-BK-2ASI-LL** | **1410055** | 10 |
| **RR** | black | | | | **CES-SRG-BK-2ASI-RR** | **0801668** | 10 |
| **LR** | black | | | | **CES-SRG-BK-2ASI-LR** | **0801669** | 10 |

## Cable sleeves, thermoplastics

- Thermoplastic sleeves exhibit a low level of flammability according to UL 94 V0
- They have a high level of resistance to acids and lyes

**Notes:**

The CES cable entry system was developed according to DIN EN 50262 (Cable glands for electrical installations).

The cable sleeves must be mounted in accordance with the mounting instructions provided.

Cable sleeves, small

Cable sleeves, large

| | Technical data | Technical data |
|---|---|---|
| **General data** | | |
| Material | SEBS | SEBS |
| Degree of protection | IP54 / IP55 (when using a CES-B...-SFFS-PLBK sealing frame with screw locking) | IP54 / IP55 (when using a CES-B...-SFFS-PLBK sealing frame with screw locking) |
| Inflammability class according to UL 94 | V0 | V0 |
| Temperature range [°C] | -40 ... 80 | -40 ... 80 |

| | | Ordering data | | | Ordering data | | |
|---|---|---|---|---|---|---|---|
| Description | Color | Type | Order No. | Pcs. / Pkt. | Type | Order No. | Pcs. / Pkt. |
| **Cable sleeves, small, slotted,** can be used in sealing frames with locking latch and screw locking, for cable diameter of: | | | | | | | |
| 1 - 2 mm | gray | **CES-STPG-GY-2** | **0801672** | 10 | | | |
| 2 - 3 mm | gray | **CES-STPG-GY-3** | **0801673** | 10 | | | |
| 3 - 4 mm | gray | **CES-STPG-GY-4** | **0801674** | 10 | | | |
| 4 - 5 mm | gray | **CES-STPG-GY-5** | **0801675** | 10 | | | |
| 5 - 6 mm | gray | **CES-STPG-GY-6** | **0801676** | 10 | | | |
| 6 - 7 mm | gray | **CES-STPG-GY-7** | **0801677** | 10 | | | |
| 7 - 8 mm | gray | **CES-STPG-GY-8** | **0801679** | 10 | | | |
| 8 - 9 mm | gray | **CES-STPG-GY-9** | **0801680** | 10 | | | |
| 9 - 10 mm | gray | **CES-STPG-GY-10** | **0801682** | 10 | | | |
| 10 - 11 mm | gray | **CES-STPG-GY-11** | **0801683** | 10 | | | |
| 11 - 12 mm | gray | **CES-STPG-GY-12** | **0801684** | 10 | | | |
| 12 - 13 mm | gray | **CES-STPG-GY-13** | **0801685** | 10 | | | |
| 13 - 14 mm | gray | **CES-STPG-GY-14** | **0801686** | 10 | | | |
| 14 - 15 mm | gray | **CES-STPG-GY-15** | **1410521** | 10 | | | |
| 15 - 16 mm | gray | **CES-STPG-GY-16** | **1410534** | 10 | | | |
| 16 - 17 mm | gray | **CES-STPG-GY-17** | **1410547** | 10 | | | |
| **Cable sleeves, large, slotted,** can be used in sealing frames with locking latch and screw locking, for cable diameter of: | | | | | | | |
| 14 - 15 mm | gray | | | | **CES-LTPG-GY-15** | **0801687** | 10 |
| 15 - 16 mm | gray | | | | **CES-LTPG-GY-16** | **0801688** | 10 |
| 16 - 17 mm | gray | | | | **CES-LTPG-GY-17** | **0801689** | 10 |
| 17 - 18 mm | gray | | | | **CES-LTPG-GY-18** | **0801690** | 10 |
| 18 - 19 mm | gray | | | | **CES-LTPG-GY-19** | **0801691** | 10 |
| 19 - 20 mm | gray | | | | **CES-LTPG-GY-20** | **0801692** | 10 |
| 20 - 21 mm | gray | | | | **CES-LTPG-GY-21** | **0801693** | 10 |
| 21 - 22 mm | gray | | | | **CES-LTPG-GY-22** | **0801695** | 10 |
| 22 - 23 mm | gray | | | | **CES-LTPG-GY-23** | **0801696** | 10 |
| 23 - 24 mm | gray | | | | **CES-LTPG-GY-24** | **0801697** | 10 |
| 24 - 25 mm | gray | | | | **CES-LTPG-GY-25** | **0801698** | 10 |
| 25 - 26 mm | gray | | | | **CES-LTPG-GY-26** | **0801699** | 10 |
| 26 - 27 mm | gray | | | | **CES-LTPG-GY-27** | **0801700** | 10 |
| 27 - 28 mm | gray | | | | **CES-LTPG-GY-28** | **0801701** | 10 |
| 28 - 29 mm | gray | | | | **CES-LTPG-GY-29** | **0801702** | 10 |
| 29 - 30 mm | gray | | | | **CES-LTPG-GY-30** | **0801703** | 10 |
| 30 - 31 mm | gray | | | | **CES-LTPG-GY-31** | **0801705** | 10 |
| 31 - 32 mm | gray | | | | **CES-LTPG-GY-32** | **0801706** | 10 |
| 32 - 33 mm | gray | | | | **CES-LTPG-GY-33** | **0801707** | 10 |
| **Cable sleeves, IP65, without bore hole,** can be used in sealing frames with locking latch and screw locking | | | | | | | |
| | gray | **CES-STPG-GY** | **0801715** | 10 | **CES-LTPG-GY** | **0801716** | 10 |

## Cable sleeves, thermoplastics, special formats

- Thermoplastic sleeves exhibit a low level of flammability according to UL 94 V0
- They have a high level of resistance to acids and lyes

**Notes:**

The CES cable entry system was developed according to DIN EN 50262 (Cable glands for electrical installations).

The cable sleeves must be mounted in accordance with the mounting instructions provided.

**Cable sleeves, small, with several bore holes**

**Cable sleeves, small, for AS interface cables**

| | | Technical data | Technical data |
|---|---|---|---|
| **General data** | | | |
| Material | | SEBS | SEBS |
| Degree of protection | | IP54 / IP55 (when using a CES-B...-SFFS-PLBK sealing frame with screw locking) | IP54 |
| Inflammability class according to UL 94 | | V0 | V0 |
| Temperature range | [°C] | -40 ... 80 | -40 ... 80 |

| | | Ordering data | | | Ordering data | | |
|---|---|---|---|---|---|---|---|
| Description | Color | Type | Order No. | Pcs. / Pkt. | Type | Order No. | Pcs. / Pkt. |
| **Cable sleeves, with 2 bore holes, small, slotted,** can be used in sealing frames with locking latch and screw locking, for cable diameter of: | | | | | | | |
| 2 x 2 mm ... 3 mm | gray | **CES-STPG-GY-2X3** | **1410424** | 10 | | | |
| 2 x 3 mm ... 4 mm | gray | **CES-STPG-GY-2X4** | **1410438** | 10 | | | |
| 2 x 4 mm ... 5 mm | gray | **CES-STPG-GY-2X5** | **0801708** | 10 | | | |
| 2 x 5 mm ... 6 mm | gray | **CES-STPG-GY-2X6** | **0801709** | 10 | | | |
| 2 x 6 mm ... 7 mm | gray | **CES-STPG-GY-2X7** | **1410110** | 10 | | | |
| 2 x 7 mm ... 8 mm | gray | **CES-STPG-GY-2X8** | **1410123** | 10 | | | |
| 2 x 8 mm ... 9 mm | gray | **CES-STPG-GY-2X9** | **1410440** | 10 | | | |
| **Cable sleeves, with 4 bore holes, small, slotted,** can be used in sealing frames with locking latch and screw locking, for cable diameter of: | | | | | | | |
| 4 x 2 mm ... 3 mm | gray | **CES-STPG-GY-4X3** | **0801710** | 10 | | | |
| 4 x 3 mm ... 4 mm | gray | **CES-STPG-GY-4X4** | **0801711** | 10 | | | |
| 4 x 4 mm ... 5 mm | gray | **CES-STPG-GY-4X5** | **1410136** | 10 | | | |
| 4 x 5 mm ... 6 mm | gray | **CES-STPG-GY-4X6** | **1410149** | 10 | | | |
| **Cable sleeve, IP54,** slotted, for **one AS-I**nterface cable, **cable arrangement:** | | | | | | | |
| **L** | gray | | | | **CES-STPG-GY-1ASI-L** | **1410068** | 10 |
| **R** | gray | | | | **CES-STPG-GY-1ASI-R** | **0801712** | 10 |
| **Cable sleeve, IP54,** slotted, for **two AS-I**nterface cables, **cable arrangement:** | | | | | | | |
| **LL** | gray | | | | **CES-STPG-GY-2ASI-LL** | **1410071** | 10 |
| **RR** | gray | | | | **CES-STPG-GY-2ASI-RR** | **0801713** | 10 |
| **LR** | gray | | | | **CES-STPG-GY-2ASI-LR** | **0801714** | 10 |

## Accessories, filler plugs, seals, replacement screws

Diameter of 2 to 17 mm

For mounting on CES sealing frames

| | Technical data | Technical data |
|---|---|---|
| **General data** | | |
| Material | PA | Stainless steel |
| Degree of protection | IP54 / IP55 (when using a CES-B...-SFFS-PLBK sealing frame with screw locking) | - |
| Inflammability class according to UL 94 | V0 | - |
| Temperature range [°C] | -20 ... 80 | - |

| Description | Color | Ordering data<br>Type | Order No. | Pcs. / Pkt. | Ordering data<br>Type | Order No. | Pcs. / Pkt. |
|---|---|---|---|---|---|---|---|
| **Plugs,** for closing unoccupied cable sleeves with a diameter of: | | | | | | | |
| 2 mm | white | **KDT-ST 2** | **1410220** | 25 | | | |
| 3 mm | white | **KDT-ST 3** | **3063921** | 25 | | | |
| 4 mm | white | **KDT-ST 4** | **3063934** | 25 | | | |
| 5 mm | white | **KDT-ST 5** | **3063947** | 25 | | | |
| 6 mm | white | **KDT-ST 6** | **3063950** | 25 | | | |
| 7 mm | white | **KDT-ST 7** | **3063963** | 25 | | | |
| 8 mm | white | **KDT-ST 8** | **3063976** | 25 | | | |
| 9 mm | white | **KDT-ST 9** | **3063989** | 25 | | | |
| 10 mm | white | **KDT-ST 10** | **3063992** | 25 | | | |
| 11 mm | white | **KDT-ST 11** | **3064001** | 25 | | | |
| 12 mm | white | **KDT-ST 12** | **3062016** | 25 | | | |
| 13 mm | white | **KDT-ST 13** | **3062029** | 25 | | | |
| 14 mm | white | **KDT-ST 14** | **3062032** | 25 | | | |
| 15 mm | white | **KDT-ST 15** | **3062045** | 25 | | | |
| 16 mm | white | **KDT-ST 16** | **3062058** | 25 | | | |
| 17 mm | white | **KDT-ST 17** | **3062061** | 25 | | | |
| **EMC cable catch rail,** for mounting on the **longitudinal side** of the CES sealing frame CES-B16... | | | | | **KEL-EMV 16-4** | **3063507** | 5 |
| **EMC cable catch rail,** for mounting on the **longitudinal side** of the CES sealing frame CES-B24... | | | | | **KEL-EMV 24-5** | **3063510** | 5 |
| **EMC cable catch rail,** for mounting on the **diagonal side** of the CES sealing frames CES-B16… and CES-24… | | | | | **KEL-EMV-F** | **3063523** | 5 |

## Dimensional drawings
## CES... sealing frame

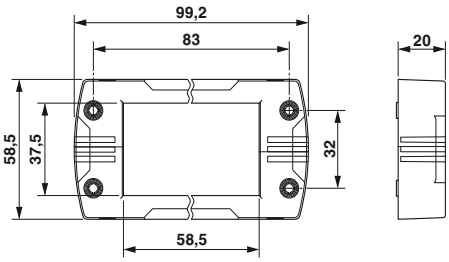


CES-B10-HFFS-PLBK
CES-B10-SFFS-PLBK

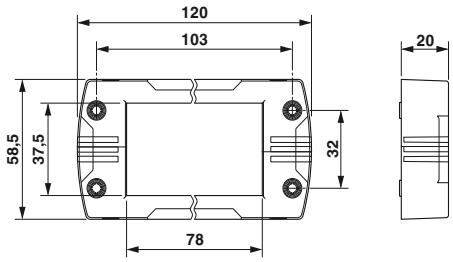


CES-B16-HFFS-PLBK
CES-B16-SFFS-PLBK

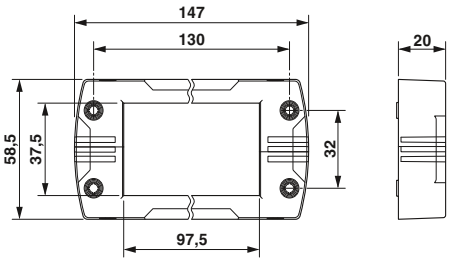


CES-B24-HFFS-PLBK
CES-B24-SFFS-PLBK

## Dimensional drawings
## CES... snap-up frame

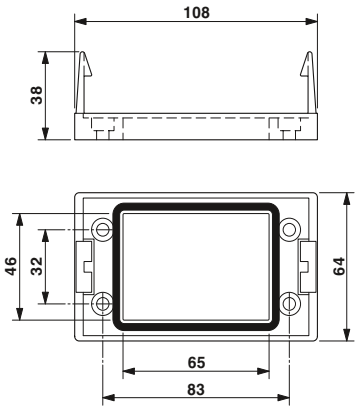


CES-B10-SF-PLBK

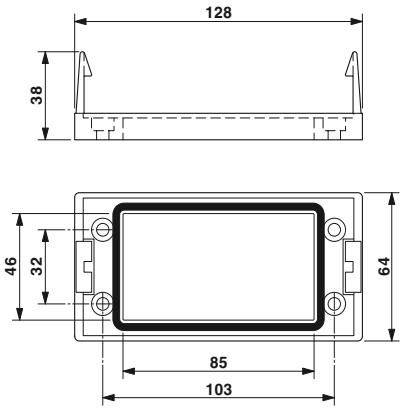


CES-B16-SF-PLBK

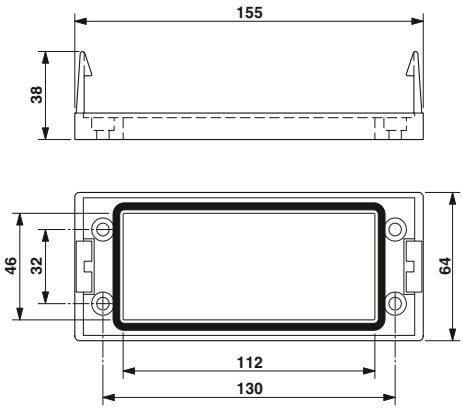


CES-B24-SF-PLBK

## Dimensional drawings
## CES... locking plate

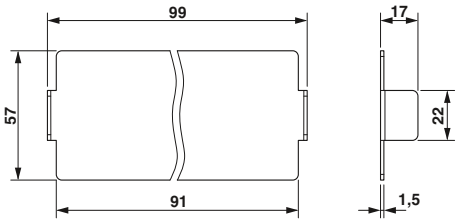


CES-B10-SFC-M

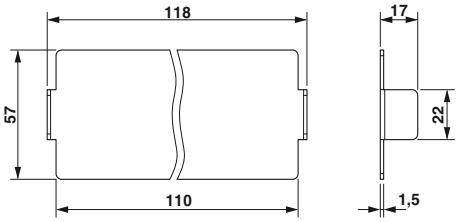


CES-B16-SFC-M

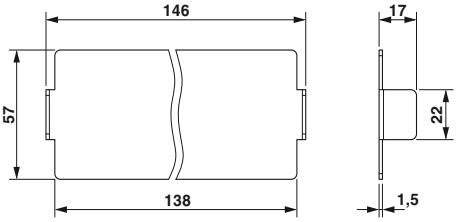


CES-B24-SFC-M

**Cable routing**

The wide choice of cable ducts provides users with flexible and straightforward cable installation solutions that simply involve breaking out the lateral segments without any need for tools. The cable ducts are available in different colors and with a halogen-free design.

**Cable protection**

The extensive product range of protective hoses made of plastic and metal offers the ideal solution for every application. Protective hose screw connections with tool-free quick mounting function and various IP degrees of protection round off the range of products.

**Cable bundling**

For bundling cables, detectable cable binders and stainless steel or plastic cable binders are available in either a removable version or with a labeling area.
Whether you are working in the food industry or the offshore sector, our comprehensive product range offers the ideal solution for every application.

## Halogen-free cable ducts and accessories

Halogen-free cable ducts are recommended for use in many areas that are subject to high safety requirements, such as high-rise buildings, office buildings, and public facilities where there is a high volume of foot traffic, e.g., airports. The key features of the cable ducts are as follows:

- Installed conductors are securely held in place by means of wire retaining clips that can be snapped onto bars on the side
- The wide, diagonal heads of the cable duct bars make it easy to fit the cover and hold it securely in place
- Predetermined breaking point enables tool-free, burr-free removal of bars
- Fast and seamless creation of T and cross connections by means of an additional predetermined breaking point in the cable duct base
- Cover is securely held in place for both horizontal and vertical mounting

**Notes:**

For cable ducts cut to customer requirements, visit www.phoenixcontact.net/products

### Technical data

| General data | | |
|---|---|---|
| Material | | PC/ABS |
| Components | | Halogen-free |
| Inflammability class according to UL 94 | | V0 |
| Temperature range | [°C] | -25 ... 90 |

### Ordering data

| Description | Color | Type | Order No. | Pcs. / Pkt. |
|---|---|---|---|---|
| **Cable duct,** 2000 mm long, consisting of **lower** and **upper part** | | | | |
| W x H: 25 x 25 mm | Light gray | **CD-HF 25X25** | **3240340** | 25 |
| W x H: 25 x 40 mm | Light gray | **CD-HF 25X40** | **3240341** | 24 |
| W x H: 25 x 60 mm | Light gray | **CD-HF 25X60** | **3240342** | 15 |
| W x H: 25 x 80 mm | Light gray | **CD-HF 25X80** | **3240343** | 10 |
| W x H: 30 x 40 mm | Light gray | **CD-HF 30X40** | **3240344** | 20 |
| W x H: 30 x 60 mm | Light gray | **CD-HF 30X60** | **3240345** | 24 |
| W x H: 30 x 80 mm | Light gray | **CD-HF 30X80** | **3240346** | 12 |
| W x H: 30 x 100 mm | Light gray | **CD-HF 30X100** | **3240347** | 12 |
| W x H: 40 x 40 mm | Light gray | **CD-HF 40X40** | **3240348** | 25 |
| W x H: 40 x 60 mm | Light gray | **CD-HF 40X60** | **3240349** | 20 |
| W x H: 40 x 80 mm | Light gray | **CD-HF 40X80** | **3240350** | 10 |
| W x H: 40 x 100 mm | Light gray | **CD-HF 40X100** | **3240351** | 10 |
| W x H: 60 x 40 mm | Light gray | **CD-HF 60X40** | **3240352** | 20 |
| W x H: 60 x 60 mm | Light gray | **CD-HF 60X60** | **3240353** | 12 |
| W x H: 60 x 80 mm | Light gray | **CD-HF 60X80** | **3240354** | 10 |
| W x H: 60 x 100 mm | Light gray | **CD-HF 60X100** | **3240355** | 8 |
| W x H: 80 x 25 mm | Light gray | **CD-HF 80X25** | **3240356** | 12 |
| W x H: 80 x 40 mm | Light gray | **CD-HF 80X40** | **3240357** | 15 |
| W x H: 80 x 60 mm | Light gray | **CD-HF 80X60** | **3240358** | 10 |
| W x H: 80 x 80 mm | Light gray | **CD-HF 80X80** | **3240359** | 6 |
| W x H: 80 x 100 mm | Light gray | **CD-HF 80X100** | **3240360** | 8 |
| W x H: 100 x 40 mm | Light gray | **CD-HF 100X40** | **3240361** | 10 |
| W x H: 100 x 60 mm | Light gray | **CD-HF 100X60** | **3240362** | 8 |
| W x H: 100 x 80 mm | Light gray | **CD-HF 100X80** | **3240363** | 6 |
| W x H: 100 x 100 mm | Light gray | **CD-HF 100X100** | **3240364** | 6 |
| W x H: 120 x 60 mm | Light gray | **CD-HF 120X60** | **3240365** | 6 |
| W x H: 120 x 80 mm | Light gray | **CD-HF 120X80** | **3240366** | 4 |

### Accessories

| | | | |
|---|---|---|---|
| **Upper cable duct part,** 2000 mm long | | | |
| For a width of 25 mm | **CD-HF COVER 25** | **3240369** | 14 |
| For a width of 30 mm | **CD-HF COVER 30** | **3240370** | 10 |
| For a width of 40 mm | **CD-HF COVER 40** | **3240371** | 14 |
| For a width of 60 mm | **CD-HF COVER 60** | **3240372** | 10 |
| For a width of 80 mm | **CD-HF COVER 80** | **3240373** | 10 |
| For a width of 100 mm | **CD-HF COVER 100** | **3240367** | 7 |
| For a width of 120 mm | **CD-HF COVER 120** | **3240368** | 6 |
| **Universal wire holding bracket,** pre-perforated for cable duct widths of 40, 60, 80, and 100 mm | **CD WR** | **3240284** | 10 |
| **Plastic body-bound rivet,** 4 mm diameter, for a material thickness of 1.5 ... 6 mm | **RVT-PA 4** | **3240498** | 100 |
| 6 mm diameter, material thickness of 2 ... 8 mm | **RVT-PA 6** | **3240499** | 100 |
| **Rivet setting tool,** for use with RVT–PA 4 plastic body-bound rivets | **UNIFOX-RVT P 4** | **1212478** | 1 |
| **Rivet setting tool,** for use with RVT–PA 6 plastic body-bound rivets | **UNIFOX-RVT P 6** | **1212509** | 1 |

## Cable ducts and accessories

– Installed conductors are securely held in place by means of wire retaining clips that can be snapped onto bars on the side
– The wide, diagonal heads of the cable duct bars make it easy to fit the cover and hold it securely in place

– Predetermined breaking point enables tool-free, burr-free removal of bars
– The CUTFOX-CD cable duct cutter for easy cutting with minimum effort and no burrs

– Plastic body-bound rivets enable easy fixing of cable ducts using the rivet setting tool

– Thanks to its powerful leverage and special blade geometry, the PPS CD cable duct cutter allows easy cutting with minimum effort and no burrs

**Notes:**

For cable ducts cut to customer requirements, visit: www.phoenixcontact.net/products.

| **General data** | |
|---|---|
| Material | |
| Inflammability class according to UL 94 | |
| Temperature range | [°C] |

| Description |
|---|
| **Cable duct,** 2000 mm long, consisting of **lower** and **upper part** |
| W x H: 25 x 25 mm |
| W x H: 25 x 40 mm |
| W x H: 25 x 60 mm |
| W x H: 25 x 80 mm |
| W x H: 30 x 40 mm |
| W x H: 30 x 60 mm |
| W x H: 30 x 80 mm |
| W x H: 30 x 100 mm |
| W x H: 40 x 40 mm |
| W x H: 40 x 60 mm |
| W x H: 40 x 80 mm |
| W x H: 40 x 100 mm |
| W x H: 60 x 40 mm |
| W x H: 60 x 60 mm |
| W x H: 60 x 80 mm |
| W x H: 60 x 100 mm |
| W x H: 80 x 25 mm |
| W x H: 80 x 40 mm |
| W x H: 80 x 60 mm |
| W x H: 80 x 80 mm |
| W x H: 80 x 100 mm |
| W x H: 100 x 40 mm |
| W x H: 100 x 60 mm |
| W x H: 100 x 80 mm |
| W x H: 100 x 100 mm |
| W x H: 120 x 60 mm |
| W x H: 120 x 80 mm |
| **Upper cable duct part,** 2000 mm long |
| For a width of 25 mm |
| For a width of 30 mm |
| For a width of 40 mm |
| For a width of 60 mm |
| For a width of 80 mm |
| For a width of 100 mm |
| For a width of 120 mm |
| **Universal wire holding bracket,** pre-perforated for cable duct widths of 40, 60, 80, and 100 mm |
| **Plastic body-bound rivet,** 4 mm diameter, for a material thickness of 1.5 ... 6 mm |
| 6 mm diameter, material thickness of 2 ... 8 mm |
| **Rivet setting tool,** for use with RVT–PA 4 plastic body-bound rivets |
| **Rivet setting tool,** for use with RVT–PA 6 plastic body-bound rivets |

Cable ducts, gray

Cable ducts, white

Cable ducts, blue

## Technical data

PVC
V0
-5 ... 60

## Ordering data

| Type | Order No. | Pcs. / Pkt. |
|---|---|---|
| CD 25X25 | 3240187 | 25 |
| CD 25X40 | 3240188 | 24 |
| CD 25X60 | 3240191 | 15 |
| CD 25X80 | 3240197 | 10 |
| CD 30X40 | 3240278 | 20 |
| CD 30X60 | 3240280 | 24 |
| CD 30X80 | 3240282 | 12 |
| CD 30X100 | 3240283 | 12 |
| CD 40X40 | 3240189 | 25 |
| CD 40X60 | 3240192 | 20 |
| CD 40X80 | 3240198 | 10 |
| CD 40X100 | 3240294 | 10 |
| CD 60X40 | 3240190 | 20 |
| CD 60X60 | 3240193 | 12 |
| CD 60X80 | 3240199 | 10 |
| CD 60X100 | 3240263 | 8 |
| CD 80X25 | 3240281 | 12 |
| CD 80X40 | 3240335 | 15 |
| CD 80X60 | 3240194 | 10 |
| CD 80X80 | 3240200 | 6 |
| CD 80X100 | 3240264 | 8 |
| CD 100X40 | 3240279 | 10 |
| CD 100X60 | 3240195 | 8 |
| CD 100X80 | 3240201 | 6 |
| CD 100X100 | 3240205 | 6 |
| CD 120X60 | 3240196 | 6 |
| CD 120X80 | 3240202 | 4 |

## Accessories

| | | |
|---|---|---|
| CD COVER 25 | 3240285 | 14 |
| CD COVER 30 | 3240295 | 20 |
| CD COVER 40 | 3240286 | 14 |
| CD COVER 60 | 3240287 | 10 |
| CD COVER 80 | 3240288 | 10 |
| CD COVER 100 | 3240289 | 6 |
| CD COVER 120 | 3240290 | 6 |
| CD WR | 3240284 | 10 |
| RVT-PA 4 | 3240498 | 100 |
| RVT-PA 6 | 3240499 | 100 |
| UNIFOX-RVT P 4 | 1212478 | 1 |
| UNIFOX-RVT P 6 | 1212509 | 1 |

## Technical data

PVC
V0
-5 ... 60

## Ordering data

| Type | Order No. | Pcs. / Pkt. |
|---|---|---|
| CD 25X25 WH | 3240616 | 25 |
| CD 25X40 WH | 3240617 | 24 |
| CD 25X60 WH | 3240618 | 15 |
| CD 25X80 WH | 3240619 | 10 |
| CD 30X40 WH | 3240620 | 20 |
| CD 30X60 WH | 3240621 | 24 |
| CD 30X80 WH | 3240622 | 12 |
| CD 30X100 WH | 3240623 | 12 |
| CD 40X40 WH | 3240624 | 25 |
| CD 40X60 WH | 3240625 | 20 |
| CD 40X80 WH | 3240626 | 10 |
| CD 40X100 WH | 3240627 | 10 |
| CD 60X40 WH | 3240628 | 20 |
| CD 60X60 WH | 3240629 | 12 |
| CD 60X80 WH | 3240630 | 10 |
| CD 60X100 WH | 3240631 | 8 |
| CD 80X25 WH | 3240632 | 12 |
| CD 80X40 WH | 3240633 | 15 |
| CD 80X60 WH | 3240634 | 10 |
| CD 80X80 WH | 3240635 | 6 |
| CD 80X100 WH | 3240636 | 8 |
| CD 100X40 WH | 3240637 | 10 |
| CD 100X60 WH | 3240638 | 8 |
| CD 100X80 WH | 3240639 | 6 |
| CD 100X100 WH | 3240640 | 6 |
| CD 120X60 WH | 3240641 | 6 |
| CD 120X80 WH | 3240642 | 4 |

## Accessories

| | | |
|---|---|---|
| CD COVER 25 WH | 3240645 | 14 |
| CD COVER 30 WH | 3240646 | 10 |
| CD COVER 40 WH | 3240647 | 14 |
| CD COVER 60 WH | 3240648 | 10 |
| CD COVER 80 WH | 3240649 | 10 |
| CD COVER 100 WH | 3240643 | 6 |
| CD COVER 120 WH | 3240644 | 6 |
| CD WR | 3240284 | 10 |
| RVT-PA 4 | 3240498 | 100 |
| RVT-PA 6 | 3240499 | 100 |
| UNIFOX-RVT P 4 | 1212478 | 1 |
| UNIFOX-RVT P 6 | 1212509 | 1 |

## Technical data

PVC
V0
-5 ... 60

## Ordering data

| Type | Order No. | Pcs. / Pkt. |
|---|---|---|
| CD 25X25 BU | 3240301 | 25 |
| CD 25X40 BU | 3240302 | 24 |
| CD 25X60 BU | 3240303 | 15 |
| CD 25X80 BU | 3240304 | 10 |
| CD 30X40 BU | 3240305 | 20 |
| CD 30X60 BU | 3240306 | 24 |
| CD 30X80 BU | 3240307 | 12 |
| CD 30X100 BU | 3240308 | 12 |
| CD 40X40 BU | 3240309 | 25 |
| CD 40X60 BU | 3240310 | 20 |
| CD 40X80 BU | 3240311 | 10 |
| CD 40X100 BU | 3240312 | 10 |
| CD 60X40 BU | 3240313 | 20 |
| CD 60X60 BU | 3240314 | 12 |
| CD 60X80 BU | 3240315 | 10 |
| CD 60X100 BU | 3240316 | 8 |
| CD 80X25 BU | 3240317 | 12 |
| CD 80X40 BU | 3240318 | 15 |
| CD 80X25 BU | 3240317 | 12 |
| CD 80X80 BU | 3240320 | 6 |
| CD 80X100 BU | 3240321 | 8 |
| CD 100X40 BU | 3240322 | 10 |
| CD 100X60 BU | 3240323 | 8 |
| CD 100X80 BU | 3240324 | 6 |
| CD 100X100 BU | 3240325 | 6 |
| CD 120X60 BU | 3240326 | 6 |
| CD 120X80 BU | 3240327 | 4 |

## Accessories

| | | |
|---|---|---|
| CD COVER 25 BU | 3240330 | 14 |
| CD COVER 30 BU | 3240331 | 10 |
| CD COVER 40 BU | 3240332 | 14 |
| CD COVER 60 BU | 3240333 | 10 |
| CD COVER 80 BU | 3240334 | 10 |
| CD COVER 100 BU | 3240328 | 6 |
| CD COVER 120 BU | 3240329 | 6 |
| CD WR | 3240284 | 10 |
| RVT-PA 4 | 3240498 | 100 |
| RVT-PA 6 | 3240499 | 100 |
| UNIFOX-RVT P 4 | 1212478 | 1 |
| UNIFOX-RVT P 6 | 1212509 | 1 |

## Cable duct cutters



- Easy, burr-free cutting with minimum effort thanks to the special cutting geometry and optimum leverage
- Non-slip ergonomic grip
- With spring reset
- 45° limit stop
- 75 mm cutting width

### Technical data

| | | | |
|---|---|---|---|
| **Dimensions** | Width | Length | Height |
| [mm] | **-** | **245** | **-** |
| **General data** | | | |
| Weight [kg] | 0.43 | | |

### Ordering data

| Description | Color | Type | Order No. | Pcs. / Pkt. |
|---|---|---|---|---|
| **Cable duct cutter** | black | **CUTFOX-CD** | **1212474** | 1 |
| **Cable duct cutters** | black | **PPS CD M** | **1207569** | 1 |

### Accessories

| | | | |
|---|---|---|---|
| **Replacement blade,** for PPS CD M | **PPS CD BLADE** | **1207572** | 1 |
| **Replacement counter support (grip protection)**, for PPS CD M | **PPS CD M COHO** | **1208995** | 1 |
| **Workbench,** with plywood panel 700 x 1200 x 50 mm, without mounting screws and bore holes | **PPS TABLE** | **1206285** | 1 |

## Cable clamps and DIN rail



**Cable clamps**
**for a cable diameter of 6 - 64 mm**

- The cable clamps provide strain relief
- Individual or bundled cables with a diameter of up to 64 mm can be safely and easily installed
- The halogen-free plastic troughs have been designed to be perfectly secure while at the same time protecting the conductors

### Technical data

| | |
|---|---|
| **General data** | |
| Material | Steel |

### Ordering data

| Description | Type | Order No. | Pcs. / Pkt. |
|---|---|---|---|
| **Cable clamp,** for DIN rail | | | |
| For cable diameters of 6 – 14 mm | **WCC 14** | **3240252** | 25 |
| For cable diameters of 12 – 18 mm | **WCC 18** | **3240253** | 25 |
| For cable diameters of 18 – 22 mm | **WCC 22** | **3240254** | 25 |
| For cable diameters of 22 – 26 mm | **WCC 26** | **3240255** | 25 |
| For cable diameters of 26 – 30 mm | **WCC 30** | **3240256** | 25 |
| For cable diameters of 30 – 34 mm | **WCC 34** | **3240257** | 25 |
| For cable diameters of 34 – 38 mm | **WCC 38** | **3240258** | 25 |
| For cable diameters of 38 – 42 mm | **WCC 42** | **3240259** | 25 |
| For cable diameters of 42 – 56 mm | **WCC 56** | **3240260** | 25 |
| For cable diameters of 56 – 64 mm | **WCC 64** | **3240261** | 25 |
| **DIN rails,** for cable clamps | | | |
| | **NS 30/15 PERF.2000MM** | **3240262** | 5 |

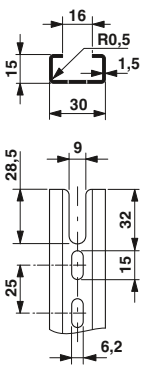


**NS 30/15 PERF. 2000MM DIN rail**

## Protective hoses made of plastic

**Notes:**

Pcs. / Pkt. specifies the protective hose length in [m].

The plastic protective hoses offer optimum protection, thanks to the following properties:
– Airtight and liquid tight
– Oil-resistant up to +80°C
– Gasoline-resistant
– Largely resistant to acids and solvents
– Free from silicone, halogen, and cadmium
– UV resistant

The V0 version offers additional protection, thanks to its self-extinguishing property. This makes it suitable for use in the following areas:
– Machine and system engineering
– Vehicle construction
– Rail vehicles
– Shipbuilding
– Automation
– Electrical systems

The transition and end sleeves offer an alternative form of termination to the actual cable gland.
– Can be used wherever it is not possible or necessary to attach a cable gland
– Prevent damage to the conductors being fed through

**Slotted, outside diameter of 21.2 - 42.5 mm**

### Technical data

| General data | | |
|---|---|---|
| Material | | PA |
| Components | | Free from silicone, halogen, and cadmium |
| Inflammability class according to UL 94 | | HB |
| Temperature range | [°C] | -40 ... 105 |

### Ordering data

| Description | | Color | Type | Order No. | Pcs. / Pkt. |
|---|---|---|---|---|---|
| **Protective hose**, slotted, for retrofitting | | | | | |
| Diameter [mm] Outside/inside | Bending radius [mm] static | | | | |
| 21.2 / 16.5 | 40 | black | **WP-PA HF-SL 21,2 BK** | **3240845** | 10 |
| 28.5 / 23 | 45 | black | **WP-PA HF-SL 28,5 BK** | **3240846** | 10 |
| 34.5 / 29 | 55 | black | **WP-PA HF-SL 34,5 BK** | **3240847** | 10 |
| 42.5 / 36 | 65 | black | **WP-PA HF-SL 42,5 BK** | **3240848** | 10 |
| **Protective hose** | | | | | |
| Diameter [mm] Outside/inside | Bending radius [mm] static/dynamic | | | | |
| 10 / 6.5 | 13 / 35 | black | | | |
| 13 / 10 | 20 / 45 | black | | | |
| 15.8 / 12 | 35 / 55 | black | | | |
| 21.2 / 16.5 | 45 / 75 | black | | | |
| 28.5 / 23 | 55 / 100 | black | | | |
| 34.5 / 29 | 65 / 120 | black | | | |
| 42.5 / 36 | 90 / 150 | black | | | |
| **Protective hose** | | | | | |
| Diameter [mm] Outside/inside | Bending radius [mm] static/dynamic | | | | |
| 10 / 6.5 | 13 / 35 | black | | | |
| 13 / 10 | 20 / 45 | black | | | |
| 15.8 / 12 | 35 / 55 | black | | | |
| 21.2 / 16.5 | 45 / 75 | black | | | |
| 28.5 / 23 | 55 / 100 | black | | | |
| 34.5 / 29 | 65 / 120 | black | | | |
| 42.5 / 36 | 90 / 150 | black | | | |
| **Transition sleeves,** from hose to cable | | | | | |
| Diameter [mm] Outside/inside | | | | | |
| 10 / 8 | | black | | | |
| 13 / 10 | | black | | | |
| 15.8 / 12 | | black | | | |
| 21.2 / 16.5 | | black | | | |
| 28.2 / 23 | | black | | | |
| 34.5 / 29 | | black | | | |
| 42.5 / 37 | | black | | | |
| **End sleeves** | | | | | |
| Diameter [mm] Outside/inside | | | | | |
| 10 / 4.3 | | black | | | |
| 13 / 7.8 | | black | | | |
| 15.8 / 10.3 | | black | | | |
| 21.2 / 14.3 | | black | | | |
| 28.2 / 20.8 | | black | | | |
| 34.5 / 26.8 | | black | | | |
| 42.5 / 33.8 | | black | | | |

**PA 6.6 V0 plastic protective hose, outside diameter of 10 - 42.5 mm**

**PA 6.6 HB plastic protective hose, outside diameter of 10 - 42.5 mm**

**Transition sleeve for protective hose diameters of 10 - 42.5 mm**

### Technical data

PA
Free from silicone, halogen, and cadmium
HB
-40 ... 115

### Ordering data

| Type | Order No. | Pcs. / Pkt. |
|---|---|---|
| WP-PA HF 10,0 BK | 3240680 | 50 |
| WP-PA HF 13,0 BK | 3240681 | 50 |
| WP-PA HF 15,8 BK | 3240682 | 50 |
| WP-PA HF 21,2 BK | 3240683 | 50 |
| WP-PA HF 28,5 BK | 3240684 | 50 |
| WP-PA HF 34,5 BK | 3241088 | 25 |
| WP-PA HF 42,5 BK | 3241089 | 25 |

### Technical data

PA
Free from silicone, halogen, and cadmium
HB
-40 ... 105

### Ordering data

| Type | Order No. | Pcs. / Pkt. |
|---|---|---|
| WP-PA HF-HB 10,0 BK | 3240838 | 50 |
| WP-PA HF-HB 13,0 BK | 3240839 | 50 |
| WP-PA HF-HB 15,8 BK | 3240840 | 50 |
| WP-PA HF-HB 21,2 BK | 3240841 | 50 |
| WP-PA HF-HB 28,5 BK | 3240842 | 50 |
| WP-PA HF-HB 34,5 BK | 3240843 | 25 |
| WP-PA HF-HB 42,5 BK | 3240844 | 25 |

### Technical data

TPE
Halogen-free
HB
-40 ... 120

### Ordering data

| Type | Order No. | Pcs. / Pkt. |
|---|---|---|
| WP-EC TPE HF 10,0 BK | 3240974 | 50 |
| WP-EC TPE HF 13,0 BK | 3240975 | 50 |
| WP-EC TPE HF 15,8 BK | 3240976 | 50 |
| WP-EC TPE HF 21,2 BK | 3240977 | 50 |
| WP-EC TPE HF 28,5 BK | 3240978 | 25 |
| WP-EC TPE HF 34,5 BK | 3240979 | 25 |
| WP-EC TPE HF 42,5 BK | 3240980 | 25 |
| WP-SC PA HF 10,0 BK | 3240981 | 50 |
| WP-SC PA HF 13,0 BK | 3240982 | 50 |
| WP-SC PA HF 15,8 BK | 3240983 | 50 |
| WP-SC PA HF 21,2 BK | 3240984 | 50 |
| WP-SC PA HF 28,5 BK | 3240985 | 25 |
| WP-SC PA HF 34,5 BK | 3240986 | 25 |
| WP-SC PA HF 42,5 BK | 3240987 | 25 |

## Screw connections for plastic protective hoses

The plastic screw connections with straight design are available in IP66 and IP69K protection classes.
They offer the following features:
– Vibration-resistant, automatic protective hose latching
– Pg or metric thread
– Resistant to oil and gasoline
– Resistant to acids and solvents
– Free from silicone, halogen, and cadmium

### Tool-free protective hose mounting

– Secure, reliable, and easy latching in the hose screw connection, see figure below

**Notes:**

For accessories and dimensional drawings, see www.phoenixcontact.net/products.

**IP66 degree of protection, Pg7 - Pg36 thread**

### Technical data

| | | |
|---|---|---|
| **General data** | | |
| Material | | PA |
| Components | | Free from silicone, halogen, and cadmium |
| Degree of protection | | IP66 |
| Thread type | | Pg |
| Inflammability class according to UL 94 | | V0 |
| Temperature range | [°C] | -40 ... 115 |

### Ordering data

| Description | Color | Type | Order No. | Pcs. / Pkt. |
|---|---|---|---|---|
| **Screw connection**, IP66, straight, with Pg thread, for protective hose outside diameter [mm] | | | | |
| 10 | black | **WP-G HF IP66 PG7 BK** | **3240888** | 50 |
| 13 | black | **WP-G HF IP66 PG9 BK** | **3240889** | 50 |
| 15.8 | black | **WP-G HF IP66 PG11 BK** | **3240890** | 50 |
| 21.2 | black | **WP-G HF IP66 PG16 BK** | **3240891** | 50 |
| 28.5 | black | **WP-G HF IP66 PG21 BK** | **3240892** | 25 |
| 34.5 | black | **WP-G HF IP66 PG29 BK** | **3240893** | 25 |
| 42.5 | black | **WP-G HF IP66 PG36 BK** | **3240894** | 25 |
| **Screw connection**, IP66, straight, with metric thread, for protective hose outside diameter [mm] | | | | |
| 10 | black | | | |
| 13 | black | | | |
| 15.8 | black | | | |
| 21.2 | black | | | |
| 28.5 | black | | | |
| 34.5 | black | | | |
| 42.5 | black | | | |
| **Screw connection**, IP69K, straight, with Pg thread, for protective hose outside diameter [mm] | | | | |
| 10 | black | | | |
| 13 | black | | | |
| 15.8 | black | | | |
| 21.2 | black | | | |
| 28.5 | black | | | |
| 34.5 | black | | | |
| 42.5 | black | | | |
| **Screw connection**, IP69K, straight, with metric thread, for protective hose outside diameter [mm] | | | | |
| 10 | black | | | |
| 13 | black | | | |
| 15.8 | black | | | |
| 21.2 | black | | | |
| 28.5 | black | | | |
| 34.5 | black | | | |
| 42.5 | black | | | |

### Accessories

| | |
|---|---|
| **Counter nuts and seals** | see page 568 onwards |

**IP66 degree of protection, M10 - M40 metric thread**

### Technical data

PA
Free from silicone, halogen, and cadmium
IP66
metric
V0
-40 ... 115

### Ordering data

| Type | Order No. | Pcs. / Pkt. |
|---|---|---|
| WP-G HF IP66 M10 BK | 3240895 | 50 |
| WP-G HF IP66 M12 BK | 3240896 | 50 |
| WP-G HF IP66 M16 BK | 3240897 | 50 |
| WP-G HF IP66 M20 BK | 3240898 | 50 |
| WP-G HF IP66 M25 BK | 3240899 | 25 |
| WP-G HF IP66 M32 BK | 3240900 | 25 |
| WP-G HF IP66 M40 BK | 3240901 | 25 |

### Accessories

see page 568 onwards

**IP69K degree of protection, Pg7 - Pg36 thread**

### Technical data

PA
Free from silicone, halogen, and cadmium
IP68/IP69K
Pg
V0
-40 ... 115

### Ordering data

| Type | Order No. | Pcs. / Pkt. |
|---|---|---|
| WP-G HF IP69K PG7 BK | 3240874 | 50 |
| WP-G HF IP69K PG9 BK | 3240875 | 50 |
| WP-G HF IP69K PG11 BK | 3240876 | 50 |
| WP-G HF IP69K PG16 BK | 3240877 | 50 |
| WP-G HF IP69K PG21 BK | 3240878 | 25 |
| WP-G HF IP69K PG29 BK | 3240879 | 25 |
| WP-G HF IP69K PG36 BK | 3240880 | 25 |

### Accessories

see page 568 onwards

**IP69K degree of protection, M10 - M40 metric thread**

### Technical data

PA
Free from silicone, halogen, and cadmium
IP68/IP69K
metric
V0
-40 ... 115

### Ordering data

| Type | Order No. | Pcs. / Pkt. |
|---|---|---|
| WP-G HF IP69K M10 BK | 3240881 | 50 |
| WP-G HF IP69K M12 BK | 3240882 | 50 |
| WP-G HF IP69K M16 BK | 3240883 | 50 |
| WP-G HF IP69K M20 BK | 3240884 | 50 |
| WP-G HF IP69K M25 BK | 3240885 | 25 |
| WP-G HF IP69K M32 BK | 3240886 | 25 |
| WP-G HF IP69K M40 BK | 3240887 | 25 |

### Accessories

see page 568 onwards

## Screw connections, angled, for plastic protective hoses

The plastic screw connections with angled design are available in IP66 and IP69K protection classes. They offer the following features:

– Vibration-resistant, automatic protective hose latching
– Pg or metric thread
– Resistant to oil and gasoline
– Resistant to acids and solvents
– Free from silicone, halogen, and cadmium

### Tool-free protective hose mounting

– Secure, reliable, and easy latching in the hose screw connection

**Notes:**

For accessories and dimensional drawings, see www.phoenixcontact.net/products.

**IP66 degree of protection, Pg7 - Pg36 thread**

### Technical data

| | | |
|---|---|---|
| **General data** | | |
| Material | | PA |
| Components | | Free from silicone, halogen, and cadmium |
| Degree of protection | | IP66 |
| Thread type | | Pg |
| Inflammability class according to UL 94 | | HB |
| Temperature range | [°C] | -40 ... 115 |

### Ordering data

| Description | Color | Type | Order No. | Pcs. / Pkt. |
|---|---|---|---|---|
| **Screw connection**, IP66, 90° angled, with Pg thread, for protective hose outside diameter [mm] | | | | |
| 10 | black | **WP-GA HF IP66 PG7 BK** | **3240916** | 50 |
| 13 | black | **WP-GA HF IP66 PG9 BK** | **3240917** | 50 |
| 15.8 | black | **WP-GA HF IP66 PG11 BK** | **3240918** | 50 |
| 21.2 | black | **WP-GA HF IP66 PG16 BK** | **3240919** | 50 |
| 28.5 | black | **WP-GA HF IP66 PG21 BK** | **3240920** | 25 |
| 34.5 | black | **WP-GA HF IP66 PG29 BK** | **3240921** | 10 |
| 42.5 | black | **WP-GA HF IP66 PG36 BK** | **3240922** | 10 |
| **Screw connection**, IP66, 90° angled, with metric thread, for protective hose outside diameter [mm] | | | | |
| 10 | black | | | |
| 13 | black | | | |
| 15.8 | black | | | |
| 21.2 | black | | | |
| 28.5 | black | | | |
| 34.5 | black | | | |
| 42.5 | black | | | |
| **Screw connection**, IP69K, 90° angled, with Pg thread, for protective hose outside diameter [mm] | | | | |
| 10 | black | | | |
| 13 | black | | | |
| 15.8 | black | | | |
| 21.2 | black | | | |
| 28.5 | black | | | |
| 34.5 | black | | | |
| 42.5 | black | | | |
| **Screw connection**, IP69K, 90° angled, with metric thread, for protective hose outside diameter [mm] | | | | |
| 10 | black | | | |
| 13 | black | | | |
| 15.8 | black | | | |
| 21.2 | black | | | |
| 28.5 | black | | | |
| 34.5 | black | | | |
| 42.5 | black | | | |

### Accessories

| | |
|---|---|
| **Counter nuts and seals** | see page 568 onwards |

**IP66 degree of protection, M10 - M40 metric thread**

## Technical data

PA
Free from silicone, halogen, and cadmium
IP66
metric
HB
-40 ... 115

## Ordering data

| Type | Order No. | Pcs. / Pkt. |
|---|---|---|
| WP-GA HF IP66 M10 BK | 3240923 | 50 |
| WP-GA HF IP66 M12 BK | 3240924 | 50 |
| WP-GA HF IP66 M16 BK | 3240925 | 50 |
| WP-GA HF IP66 M20 BK | 3240926 | 50 |
| WP-GA HF IP66 M25 BK | 3240927 | 50 |
| WP-GA HF IP66 M32 BK | 3240928 | 25 |
| WP-GA HF IP66 M40 BK | 3240929 | 10 |

## Accessories

see page 568 onwards

**IP69K degree of protection, Pg7 - Pg36 thread**

## Technical data

PA
Free from silicone, halogen, and cadmium
IP68/IP69K
Pg
HB
-40 ... 115

## Ordering data

| Type | Order No. | Pcs. / Pkt. |
|---|---|---|
| WP-GA HF IP69K PG7 BK | 3240902 | 50 |
| WP-GA HF IP69K PG9 BK | 3240903 | 50 |
| WP-GA HF IP69K PG11 BK | 3240904 | 50 |
| WP-GA HF IP69K PG16 BK | 3240905 | 50 |
| WP-GA HF IP69K PG21 BK | 3240906 | 25 |
| WP-GA HF IP69K PG29 BK | 3240907 | 10 |
| WP-GA HF IP69K PG36 BK | 3240908 | 10 |

## Accessories

see page 568 onwards

**IP69K degree of protection, M10 - M40 metric thread**

## Technical data

PA
Free from silicone, halogen, and cadmium
IP68/IP69K
metric
HB
-40 ... 115

## Ordering data

| Type | Order No. | Pcs. / Pkt. |
|---|---|---|
| WP-GA HF IP69K M10 BK | 3240909 | 50 |
| WP-GA HF IP69K M12 BK | 3240910 | 50 |
| WP-GA HF IP69K M16 BK | 3240911 | 50 |
| WP-GA HF IP69K M20 BK | 3240912 | 50 |
| WP-GA HF IP69K M25 BK | 3240913 | 25 |
| WP-GA HF IP69K M32 BK | 3240914 | 10 |
| WP-GA HF IP69K M40 BK | 3240915 | 10 |

## Accessories

see page 568 onwards

## Screw connections with strain relief, for plastic protective hoses

The plastic screw connections with strain relief are available in IP66 and IP69K protection classes.
They offer the following features:
– Vibration-resistant, automatic protective hose latching
– Pg or metric thread
– Integrated cable strain relief
– Resistant to oil and gasoline
– Resistant to acids and solvents
– Free from silicone, halogen, and cadmium

### Tool-free protective hose mounting

– Secure, reliable, and easy latching in the hose screw connection

**Notes:**

For accessories and dimensional drawings, see www.phoenixcontact.net/products.

**IP66 degree of protection, Pg7 - Pg36 thread, with strain relief**

### Technical data

| General data | | |
|---|---|---|
| Material | | PA |
| Components | | Free from silicone, halogen, and cadmium |
| Degree of protection | | IP66 |
| Thread type | | Pg |
| Inflammability class according to UL 94 | | V0 |
| Temperature range | [°C] | -40 ... 115 |

### Ordering data

| Description | Color | Type | Order No. | Pcs. / Pkt. |
|---|---|---|---|---|
| **Screw connection**, IP66, straight, with Pg thread, for protective hose outside diameter [mm] | | | | |
| 10 | black | **WP-GR HF IP66 PG7 BK** | **3240944** | 20 |
| 13 | black | **WP-GR HF IP66 PG9 BK** | **3240945** | 20 |
| 15.8 | black | **WP-GR HF IP66 PG11 BK** | **3240946** | 20 |
| 21.2 | black | **WP-GR HF IP66 PG16 BK** | **3240947** | 10 |
| 28.5 | black | **WP-GR HF IP66 PG21 BK** | **3240948** | 10 |
| 34.5 | black | **WP-GR HF IP66 PG29 BK** | **3240949** | 10 |
| 42.5 | black | **WP-GR HF IP66 PG36 BK** | **3240950** | 10 |
| **Screw connection**, IP66, straight, with metric thread, for protective hose outside diameter [mm] | | | | |
| 13 | black | | | |
| 15.8 | black | | | |
| 21.2 | black | | | |
| 28.5 | black | | | |
| 34.5 | black | | | |
| 42.5 | black | | | |
| **Screw connection**, IP69K, straight, with Pg thread, for protective hose outside diameter [mm] | | | | |
| 10 | black | | | |
| 13 | black | | | |
| 15.8 | black | | | |
| 21.2 | black | | | |
| 28.5 | black | | | |
| 34.5 | black | | | |
| 42.5 | black | | | |
| **Screw connection**, IP69K, straight, with metric thread, for protective hose outside diameter [mm] | | | | |
| 13 | black | | | |
| 15.8 | black | | | |
| 21.2 | black | | | |
| 28.5 | black | | | |
| 34.5 | black | | | |
| 42.5 | black | | | |

### Accessories

| | |
|---|---|
| **Counter nuts and seals** | see page 568 onwards |

**IP66 degree of protection, M12 - M40 metric thread, with strain relief**

## Technical data

PA
Free from silicone, halogen, and cadmium
IP66
metric
V0
-40 ... 115

## Ordering data

| Type | Order No. | Pcs. / Pkt. |
|---|---|---|
| WP-GR HF IP66 M12 BK | 3240952 | 20 |
| WP-GR HF IP66 M16 BK | 3240953 | 20 |
| WP-GR HF IP66 M20 BK | 3240954 | 20 |
| WP-GR HF IP66 M25 BK | 3240955 | 10 |
| WP-GR HF IP66 M32 BK | 3240956 | 10 |
| WP-GR HF IP66 M40 BK | 3240957 | 10 |

## Accessories

see page 568 onwards

**IP69K degree of protection, Pg7 - Pg36 thread, with strain relief**

## Technical data

PA
Free from silicone, halogen, and cadmium
IP68/IP69K
Pg
V0
-40 ... 115

## Ordering data

| Type | Order No. | Pcs. / Pkt. |
|---|---|---|
| WP-GR HF IP69K PG7 BK | 3240930 | 20 |
| WP-GR HF IP69K PG9 BK | 3240931 | 20 |
| WP-GR HF IP69K PG11 BK | 3240932 | 20 |
| WP-GR HF IP69K PG16 BK | 3240933 | 10 |
| WP-GR HF IP69K PG21 BK | 3240934 | 10 |
| WP-GR HF IP69K PG29 BK | 3240935 | 10 |
| WP-GR HF IP69K PG36 BK | 3240936 | 10 |

## Accessories

see page 568 onwards

**IP69K degree of protection, M12 - M40 metric thread, with strain relief**

## Technical data

PA
Free from silicone, halogen, and cadmium
IP68/IP69K
metric
V0
-40 ... 115

## Ordering data

| Type | Order No. | Pcs. / Pkt. |
|---|---|---|
| WP-GR HF IP69K M12 BK | 3240938 | 20 |
| WP-GR HF IP69K M16 BK | 3240939 | 20 |
| WP-GR HF IP69K M20 BK | 3240940 | 20 |
| WP-GR HF IP69K M25 BK | 3240941 | 10 |
| WP-GR HF IP69K M32 BK | 3240942 | 10 |
| WP-GR HF IP69K M40 BK | 3240943 | 10 |

## Accessories

see page 568 onwards

## Protective hoses with PVC- or PU-coated spirals

The **WP-SPIRAL PVC C ...** plastic protective hoses with soft PVC-coated spring wire helix offer optimum protection, thanks to the following properties:
– Highly flexible
– Can be stretched and compressed
– Internal corrosion protection
– Largely resistant to acids and solvents
– Free from silicone and cadmium
– Airtight and liquid tight

The **WP-SPIRAL PU C ...** plastic protective hoses with fixed, PU-coated spring wire helix offer the following:
– Very tough and resistant to abrasion
– Highly flexible
– Resistant to germs
– Airtight and liquid tight
– Resistant to oil and grease
– Gasoline-resistant
– Largely resistant to acids and solvents
– Free from silicone, halogen, and cadmium
– Flame-protected
– Behaves extremely well at low temperatures
– V2 according to UL 94
– Suitable as a suction tube

The covered protective hoses are particularly suitable for the following fields of application:
– Machine and system engineering
– Vehicle construction
– Use in guide chains
– Shipbuilding
– Automation
– Electrical systems

**Notes:**

Pcs. / Pkt. specifies the protective hose length in [m].

**Protective hose, PVC coated spiral, outside diameter of 10 - 45 mm**

### Technical data

| General data | | |
|---|---|---|
| Material | | PVC |
| Components | | Free from silicone and cadmium |
| Inflammability class according to UL 94 | | - |
| Temperature range | [°C] | -25 ... 80 |

### Ordering data

| Description | | Color | Type | Order No. | Pcs. / Pkt. |
|---|---|---|---|---|---|
| **Protective hose**, PVC-coated spiral | | | | | |
| Diameter [mm] Outside/inside | Bending radius [mm] static | | | | |
| 10 / 7 | 8 | gray | **WP-SPIRAL PVC C 10** | **3240849** | 10 |
| 14 / 10 | 10 | gray | **WP-SPIRAL PVC C 14** | **3240850** | 10 |
| 17 / 13 | 13 | gray | **WP-SPIRAL PVC C 17** | **3240851** | 10 |
| 21 / 16 | 17 | gray | **WP-SPIRAL PVC C 21** | **3240852** | 10 |
| 27 / 22 | 20 | gray | **WP-SPIRAL PVC C 27** | **3240853** | 10 |
| 36 / 29 | 24 | gray | **WP-SPIRAL PVC C 36** | **3240854** | 10 |
| 45 / 38 | 36 | gray | **WP-SPIRAL PVC C 45** | **3240855** | 10 |
| **Protective hose**, PU-coated spiral | | | | | |
| Diameter [mm] Outside/inside | Bending radius [mm] static | | | | |
| 10 / 7 | 8 | blue | | | |
| 14 / 10 | 10 | blue | | | |
| 17 / 13 | 13 | blue | | | |
| 21 / 16 | 17 | blue | | | |
| 27 / 22 | 20 | blue | | | |
| 36 / 29 | 24 | blue | | | |
| 45 / 38 | 36 | blue | | | |
| **End sleeves** | | | | | |
| Diameter [mm] Outside/inside | Cable diameter [mm] | | | | |
| 10 / 7 | 6 | gray | | | |
| 14 / 10 | 9 | gray | | | |
| 17 / 13 | 11.5 | gray | | | |
| 21 / 16 | 14.5 | gray | | | |
| 27 / 21 | 19.5 | gray | | | |
| 36 / 29 | 26.5 | gray | | | |
| 45 / 38 | 36 | gray | | | |

**Protective hose, PU coated spiral, outside diameter of 10 - 45 mm**

**End sleeve for protective hose diameter of 10 - 45 mm**

## Technical data

PU
Free from silicone, halogen, and cadmium
V2
-40 ... 80

## Ordering data

| Type | Order No. | Pcs. / Pkt. |
|---|---|---|
| WP-SPIRAL PU C HF 10 | 3240856 | 10 |
| WP-SPIRAL PU C HF 14 | 3240857 | 10 |
| WP-SPIRAL PU C HF 17 | 3240858 | 10 |
| WP-SPIRAL PU C HF 21 | 3240859 | 10 |
| WP-SPIRAL PU C HF 27 | 3240860 | 10 |
| WP-SPIRAL PU C HF 36 | 3240861 | 10 |
| WP-SPIRAL PU C HF 45 | 3240862 | 10 |

## Technical data

PP
Halogen-free
HB
-10 ... 110

## Ordering data

| Type | Order No. | Pcs. / Pkt. |
|---|---|---|
| WP-SC HF 10 | 3241016 | 50 |
| WP-SC HF 14 | 3241017 | 50 |
| WP-SC HF 17 | 3241018 | 50 |
| WP-SC HF 21 | 3241019 | 50 |
| WP-SC HF 27 | 3241020 | 25 |
| WP-SC HF 36 | 3241021 | 25 |
| WP-SC HF 45 | 3241022 | 20 |

## Screw connections, for protective hoses with coated spirals

**IP65 degree of protection, Pg7 - Pg36 thread**

The polypropylene screw connections with a straight design are available with or without a rotatable connecting thread.
- Easy, tool-free mounting
- High resistance to dust and fluids
- Vibration resistance and high tensile strength, thanks to hose screw-out locking

### Rotatable screw connections

- The protective hose can still be rotated after panel mounting, thanks to the special screw connections

### Technical data

| General data | | |
|---|---|---|
| Material | | PP |
| Degree of protection | | IP65 |
| Thread type | | Pg |
| Components | | Halogen-free |
| Inflammability class according to UL 94 | | HB |
| Temperature range | [°C] | -10 ... 110 |

### Ordering data

| Description | | Color | Type | Order No. | Pcs. / Pkt. |
|---|---|---|---|---|---|
| **Screw connection**, IP65, straight, with Pg thread | | | | | |
| Outside diameter of protective hose [mm] | Cable diameter [mm] | | | | |
| 10 | 6 | gray | **WP-G PP HF PG7** | **3240988** | 10 |
| 14 | 9 | gray | **WP-G PP HF PG9** | **3240989** | 10 |
| 17 | 11 | gray | **WP-G PP HF PG11** | **3240990** | 10 |
| 21 | 14.5 | gray | **WP-G PP HF PG16** | **3240991** | 10 |
| 27 | 19.5 | gray | **WP-G PP HF PG21** | **3240992** | 10 |
| 36 | 27 | gray | **WP-G PP HF PG29** | **3240993** | 2 |
| 45 | 36 | gray | **WP-G PP HF PG36** | **3240994** | 2 |
| **Screw connection**, IP65, straight, with metric thread | | | | | |
| Outside diameter of protective hose [mm] | Cable diameter [mm] | | | | |
| 10 | 6 | gray | | | |
| 14 | 8 | gray | | | |
| 17 | 11 | gray | | | |
| 21 | 15 | gray | | | |
| 27 | 20 | gray | | | |
| 36 | 27 | gray | | | |
| 45 | 35 | gray | | | |
| **Screw connection,** IP54, rotatable, with Pg thread | | | | | |
| Outside diameter of protective hose [mm] | Cable diameter [mm] | | | | |
| 10 | 5.5 | gray | | | |
| 14 | 9.5 | gray | | | |
| 17 | 11.5 | gray | | | |
| 21 | 14.5 | gray | | | |
| 27 | 19.5 | gray | | | |
| 36 | 27 | gray | | | |
| 45 | 35.5 | gray | | | |
| **Screw connection,** IP54, rotatable, with metric thread | | | | | |
| Outside diameter of protective hose [mm] | Cable diameter [mm] | | | | |
| 10 | 5.5 | gray | | | |
| 14 | 9.5 | gray | | | |
| 17 | 11.5 | gray | | | |
| 21 | 14.5 | gray | | | |
| 27 | 19.5 | gray | | | |
| 36 | 27 | gray | | | |

### Accessories

| | |
|---|---|
| **Counter nuts and seals** | see page 568 onwards |

**IP65 degree of protection, M10 - M40 metric thread**

### Technical data

PP
IP65
metric
Halogen-free
HB
-10 ... 110

### Ordering data

| Type | Order No. | Pcs. / Pkt. |
|---|---|---|
| **WP-G PP HF M10** | **3240995** | 10 |
| **WP-G PP HF M12** | **3240996** | 10 |
| **WP-G PP HF M16** | **3240997** | 10 |
| **WP-G PP HF M20** | **3240998** | 10 |
| **WP-G PP HF M25** | **3240999** | 10 |
| **WP-G PP HF M32** | **3241000** | 2 |
| **WP-G PP HF M40** | **3241001** | 2 |

### Accessories

see page 568 onwards

**IP54 degree of protection, Pg7 - Pg36 thread, rotatable**

### Technical data

PP
IP54
Pg
Halogen-free
HB
-10 ... 110

### Ordering data

| Type | Order No. | Pcs. / Pkt. |
|---|---|---|
| **WP-GT PP HF PG7** | **3241002** | 10 |
| **WP-GT PP HF PG9** | **3241003** | 10 |
| **WP-GT PP HF PG11** | **3241004** | 10 |
| **WP-GT PP HF PG16** | **3241005** | 10 |
| **WP-GT PP HF PG21** | **3241006** | 10 |
| **WP-GT PP HF PG29** | **3241007** | 2 |
| **WP-GT PP HF PG36** | **3241008** | 2 |

### Accessories

see page 568 onwards

**IP54 degree of protection, M12 - M40 metric thread, rotatable**

### Technical data

PP
IP54
metric
Halogen-free
HB
-10 ... 110

### Ordering data

| Type | Order No. | Pcs. / Pkt. |
|---|---|---|
| **WP-GT PP HF M12** | **3241010** | 10 |
| **WP-GT PP HF M16** | **3241011** | 10 |
| **WP-GT PP HF M20** | **3241012** | 10 |
| **WP-GT PP HF M25** | **3241013** | 10 |
| **WP-GT PP HF M32** | **3241014** | 10 |
| **WP-GT PP HF M40** | **3241015** | 2 |

### Accessories

see page 568 onwards

## Protective hoses made of steel or stainless steel

The metal protective hoses made of galvanized steel or stainless steel offer optimum protection and have a wide range of uses, thanks to the following properties:
– Interlocked, helix-wound profile
– Highly flexible
– High tensile strength and resistance to lateral pressure

These properties make the products suitable for use in the following areas:
– Machine and system engineering
– Vehicle construction
– Ex area according to EN 60079−14 and EN 61241−14
– Shipbuilding
– Rail vehicles
– Automation
– Electrical systems

**Notes:**

Pcs. / Pkt. specifies the protective hose length in [m].

**Stainless steel protective hose, outside diameter of 10 - 45 mm**

### Technical data

| | | |
|---|---|---|
| **General data** | | |
| Material | | Steel, galvanized |
| Temperature range | [°C] | -200 ... 220 |

### Ordering data

| Description | | Color | Type | Order No. | Pcs. / Pkt. |
|---|---|---|---|---|---|
| **Protective hose** | | | | | |
| Diameter [mm] Outside/inside | Bending radius [mm] static | | | | |
| 10 / 8 | 28 | silver | **WP-STEEL ZC 10** | **3240697** | 10 |
| 14 / 11 | 34 | silver | **WP-STEEL ZC 14** | **3240865** | 10 |
| 17 / 14 | 40 | silver | **WP-STEEL ZC 17** | **3240698** | 10 |
| 21 / 18 | 50 | silver | **WP-STEEL ZC 21** | **3240699** | 10 |
| 27 / 23 | 63 | silver | **WP-STEEL ZC 27** | **3240866** | 10 |
| 36 / 31 | 85 | silver | **WP-STEEL ZC 36** | **3240700** | 10 |
| 45 / 40 | 100 | silver | **WP-STEEL ZC 45** | **3240701** | 10 |
| **Protective hose** | | | | | |
| Diameter [mm] Outside/inside | Bending radius [mm] static | | | | |
| 10 / 8 | 22 | silver | | | |
| 14 / 11 | 25 | silver | | | |
| 17 / 14 | 40 | silver | | | |
| 21 / 18 | 50 | silver | | | |
| 27 / 23 | 63 | silver | | | |
| 36 / 31 | 85 | silver | | | |
| 45 / 40 | 100 | silver | | | |
| **End sleeves** | | | | | |
| Outside diameter of hose [mm] | Cable diameter [mm] | | | | |
| 10 | 6.5 | Brass | | | |
| 14 | 10 | Brass | | | |
| 17 | 12.5 | Brass | | | |
| 21 | 16.5 | Brass | | | |
| 27 | 21.5 | Brass | | | |
| 36 | 29.5 | Brass | | | |
| 45 | 38 | Brass | | | |

**Stainless steel protective hose (V2A), outside diameter of 10 - 45 mm**

**End sleeve for protective hose diameter of 10 - 45 mm**

## Technical data

Stainless steel 1.4301/AISI 304
-200 ... 600

## Ordering data

| Type | Order No. | Pcs. / Pkt. |
|---|---|---|
| **WP-STEEL S 10** | **3240686** | 10 |
| **WP-STEEL S 14** | **3240687** | 10 |
| **WP-STEEL S 17** | **3240863** | 10 |
| **WP-STEEL S 21** | **3240688** | 10 |
| **WP-STEEL S 27** | **3240864** | 10 |
| **WP-STEEL S 36** | **3240689** | 10 |
| **WP-STEEL S 45** | **3240690** | 10 |

## Technical data

Brass
-40 ... 250

## Ordering data

| Type | Order No. | Pcs. / Pkt. |
|---|---|---|
| **WP-SC BRASS 10** | **3241065** | 50 |
| **WP-SC BRASS 14** | **3241066** | 50 |
| **WP-SC BRASS 17** | **3241067** | 50 |
| **WP-SC BRASS 21** | **3241068** | 50 |
| **WP-SC BRASS 27** | **3241069** | 25 |
| **WP-SC BRASS 36** | **3241070** | 25 |
| **WP-SC BRASS 45** | **3241071** | 20 |

## Screw connections, for protective hoses made of steel or stainless steel

The screw connections are available with or without a rotatable connecting thread and have the following properties:

– Easy mounting of protective hose without tools
– Vibration resistance and high tensile strength, thanks to hose screw-out locking
– Integrated inner sleeve and rotation lock for hose

### Rotatable screw connections

– The protective hose can still be rotated after panel mounting, thanks to the special screw connections

**Notes:**

Inner sleeves and seals are supplied as standard.

**IP40 degree of protection, Pg7 - Pg36 thread**

### Technical data

| General data | |
|---|---|
| Material | Brass |
| Degree of protection | IP40 |
| Thread type | Pg |
| Temperature range [°C] | -40 ... 125 |

### Ordering data

| Description | | Color | Type | Order No. | Pcs. / Pkt. |
|---|---|---|---|---|---|
| **Screw connection,** IP40, with Pg thread | | | | | |
| Outside diameter of protective hose [mm] | Cable diameter [mm] | | | | |
| 10 | 6.5 | Brass | **WP-G BRASS IP40 PG7** | **3241037** | 10 |
| 14 | 10 | Brass | **WP-G BRASS IP40 PG9** | **3241038** | 10 |
| 17 | 12.5 | Brass | **WP-G BRASS IP40 PG11** | **3241039** | 10 |
| 21 | 16 | Brass | **WP-G BRASS IP40 PG16** | **3241040** | 10 |
| 27 | 21.5 | Brass | **WP-G BRASS IP40 PG21** | **3241041** | 10 |
| 36 | 29 | Brass | **WP-G BRASS IP40 PG29** | **3241042** | 2 |
| 45 | 38 | Brass | **WP-G BRASS IP40 PG36** | **3241043** | 2 |
| **Screw connection,** IP40, with metric thread | | | | | |
| Outside diameter of protective hose [mm] | Cable diameter [mm] | | | | |
| 10 | 6.5 | Brass | | | |
| 14 | 10 | Brass | | | |
| 17 | 12.5 | Brass | | | |
| 21 | 16 | Brass | | | |
| 27 | 21.5 | Brass | | | |
| 36 | 27.5 | Brass | | | |
| 45 | 35 | Brass | | | |
| **Screw connection,** IP40, rotatable, with Pg thread | | | | | |
| Outside diameter of protective hose [mm] | Cable diameter [mm] | | | | |
| 10 | 6 | Brass | | | |
| 14 | 9 | Brass | | | |
| 17 | 12 | Brass | | | |
| 21 | 15.5 | Brass | | | |
| 27 | 20.5 | Brass | | | |
| 36 | 27.5 | Brass | | | |
| 45 | 36.5 | Brass | | | |
| **Screw connection,** IP40, rotatable, with metric thread | | | | | |
| Outside diameter of protective hose [mm] | Cable diameter [mm] | | | | |
| 10 | 6 | Brass | | | |
| 14 | 9 | Brass | | | |
| 17 | 12 | Brass | | | |
| 21 | 15.5 | Brass | | | |
| 27 | 20.5 | Brass | | | |
| 36 | 27.5 | Brass | | | |
| 45 | 35 | Brass | | | |

**IP40 degree of protection, M10 - M40 metric thread**

### Technical data

Brass
IP40
metric
-40 ... 125

### Ordering data

| Type | Order No. | Pcs. / Pkt. |
|---|---|---|
| WP-G BRASS IP40 M10 | 3241044 | 10 |
| WP-G BRASS IP40 M12 | 3241045 | 10 |
| WP-G BRASS IP40 M16 | 3241046 | 10 |
| WP-G BRASS IP40 M20 | 3241047 | 10 |
| WP-G BRASS IP40 M25 | 3241048 | 10 |
| WP-G BRASS IP40 M32 | 3241049 | 2 |
| WP-G BRASS IP40 M40 | 3241050 | 2 |

**IP40 degree of protection, Pg7 - Pg36 thread, rotatable**

### Technical data

Brass
IP40
Pg
-40 ... 250

### Ordering data

| Type | Order No. | Pcs. / Pkt. |
|---|---|---|
| WP-GT BRASS PG7 | 3241023 | 10 |
| WP-GT BRASS PG9 | 3241024 | 10 |
| WP-GT BRASS PG11 | 3241025 | 10 |
| WP-GT BRASS PG16 | 3241026 | 10 |
| WP-GT BRASS PG21 | 3241027 | 10 |
| WP-GT BRASS PG29 | 3241028 | 2 |
| WP-GT BRASS PG36 | 3241029 | 2 |

**IP40 degree of protection, M10 - M40 metric thread, rotatable**

### Technical data

Brass
IP40
metric
-40 ... 250

### Ordering data

| Type | Order No. | Pcs. / Pkt. |
|---|---|---|
| WP-GT BRASS M10 | 3241030 | 10 |
| WP-GT BRASS M12 | 3241031 | 10 |
| WP-GT BRASS M16 | 3241032 | 10 |
| WP-GT BRASS M20 | 3241033 | 10 |
| WP-GT BRASS M25 | 3241034 | 10 |
| WP-GT BRASS M32 | 3241035 | 2 |
| WP-GT BRASS M40 | 3241036 | 2 |

## Protective hoses made of steel with PVC coating and screw connections

- Optimum protection
- Numerous possible applications
- Tool-free assembly of screw connection and protective hose
- Screw connection for high resistance

| Notes: |
|---|
| Pcs. / Pkt. specifies the protective hose length in [m]. |
| Inner sleeves and seals are supplied as standard. |

**Stainless steel protective hose (V2A), PVC-coated, outside diameter of 10 - 45 mm**

**IP65 degree of protection, Pg7 - Pg36 thread and M10 - M40 metric thread**

| | | Technical data | Technical data |
|---|---|---|---|
| **General data** | | | |
| Material | | Steel, galvanized/PVC | Brass |
| Degree of protection | | - | IP65 |
| Thread type | | - | Pg |
| Temperature range | [°C] | -25 ... 80 | -40 ... 125 |

**Ordering data**

| Description | | Color | Type | Order No. | Pcs. / Pkt. | Type | Order No. | Pcs. / Pkt. |
|---|---|---|---|---|---|---|---|---|
| **Protective hose**, in galvanized steel, PVC-coated | | | | | | | | |
| Diameter [mm] Outside/inside | Bending radius [mm] static | | | | | | | |
| 10 / 7 | 95 | black | **WP-STEEL PVC C 10** | **3240867** | 10 | | | |
| 14 / 10 | 105 | black | **WP-STEEL PVC C 14** | **3240868** | 10 | | | |
| 17 / 13 | 115 | black | **WP-STEEL PVC C 17** | **3240869** | 10 | | | |
| 21 / 17 | 110 | black | **WP-STEEL PVC C 21** | **3240870** | 10 | | | |
| 27 / 22 | 135 | black | **WP-STEEL PVC C 27** | **3240871** | 10 | | | |
| 36 / 29 | 145 | black | **WP-STEEL PVC C 36** | **3240872** | 10 | | | |
| 45 / 38 | 215 | black | **WP-STEEL PVC C 45** | **3240873** | 10 | | | |
| **End sleeves,** in brass | | | | | | | | |
| Outside diameter of hose [mm] | Cable diameter [mm] | | | | | | | |
| 10 | 6 | Brass | **WP-SC BRASS WP PVC 10** | **3241072** | 50 | | | |
| 14 | 8.5 | Brass | **WP-SC BRASS WP PVC 14** | **3241073** | 50 | | | |
| 17 | 11.5 | Brass | **WP-SC BRASS WP PVC 17** | **3241074** | 50 | | | |
| 21 | 15.5 | Brass | **WP-SC BRASS WP PVC 21** | **3241075** | 50 | | | |
| 27 | 20.5 | Brass | **WP-SC BRASS WP PVC 27** | **3241076** | 25 | | | |
| 36 | 27.5 | Brass | **WP-SC BRASS WP PVC 36** | **3241077** | 25 | | | |
| 45 | 36.5 | Brass | **WP-SC BRASS WP PVC 45** | **3241078** | 20 | | | |
| **Screw connection**, IP65, with Pg thread | | | | | | | | |
| Outside diameter of protective hose [mm] | Cable diameter [mm] | | | | | | | |
| 10 | 6 | Brass | | | | **WP-G BRASS IP65 PG7** | **3241051** | 10 |
| 14 | 8.5 | Brass | | | | **WP-G BRASS IP65 PG9** | **3241052** | 10 |
| 17 | 11.5 | Brass | | | | **WP-G BRASS IP65 PG11** | **3241053** | 10 |
| 21 | 15.5 | Brass | | | | **WP-G BRASS IP65 PG16** | **3241054** | 10 |
| 27 | 20.5 | Brass | | | | **WP-G BRASS IP65 PG21** | **3241055** | 10 |
| 36 | 27.5 | Brass | | | | **WP-G BRASS IP65 PG29** | **3241056** | 2 |
| 45 | 35 | Brass | | | | **WP-G BRASS IP65 PG36** | **3241057** | 2 |
| **Screw connection**, IP65, with metric thread | | | | | | | | |
| Outside diameter of protective hose [mm] | Cable diameter [mm] | | | | | | | |
| 10 | 6 | Brass | | | | **WP-G BRASS IP65 M10** | **3241058** | 10 |
| 14 | 8.5 | Brass | | | | **WP-G BRASS IP65 M12** | **3241059** | 10 |
| 17 | 11.5 | Brass | | | | **WP-G BRASS IP65 M16** | **3241060** | 10 |
| 21 | 15.5 | Brass | | | | **WP-G BRASS IP65 M20** | **3241061** | 10 |
| 27 | 20.5 | Brass | | | | **WP-G BRASS IP65 M25** | **3241062** | 10 |
| 36 | 27.5 | Brass | | | | **WP-G BRASS IP65 M32** | **3241063** | 2 |
| 45 | 35 | Brass | | | | **WP-G BRASS IP65 M40** | **3241064** | 2 |

## Spiral hoses

**Notes:**

Pcs. / Pkt. indicates the spiral hose length in [m].

**Spiral hose,**
**for bundle diameters of 2 mm - 150 mm**

Easy bundling and routing of cables and conductors
- Fast and easy to use
- Can be retrofitted
- The spiral structure means that individual conductors and cables can be led out at any point
- Offer protection under light mechanical strain

### Technical data

| General data | |
|---|---|
| Material | PE |
| Components | free from silicone and halogen |
| Inflammability class according to UL 94 | HB |
| Temperature range [°C] | -50 ... 85 |

### Ordering data

| Description | Color | Type | Order No. | Pcs. / Pkt. |
|---|---|---|---|---|
| **Spiral hose,** for bundle diameters | | | | |
| 2 - 15 mm | transparent | **WG-S HF 15** | **3241109** | 50 |
| 4 - 20 mm | transparent | **WG-S HF 20** | **3241111** | 25 |
| 7 - 40 mm | transparent | **WG-S HF 40** | **3241113** | 25 |
| 12 - 50 mm | transparent | **WG-S HF 50** | **3241115** | 25 |
| 13 - 70 mm | transparent | **WG-S HF 70** | **3241117** | 25 |
| 15 - 80 mm | transparent | **WG-S HF 80** | **3241119** | 20 |
| 20 - 120 mm | transparent | **WG-S HF 120** | **3241121** | 25 |
| 25 - 150 mm | transparent | **WG-S HF 150** | **3241123** | 20 |
| **Spiral hose,** for bundle diameters | | | | |
| 2 - 15 mm | black | **WG-S HF 15 BK** | **3241110** | 50 |
| 4 - 20 mm | black | **WG-S HF 20 BK** | **3241112** | 25 |
| 7 - 40 mm | black | **WG-S HF 40 BK** | **3241114** | 25 |
| 12 - 50 mm | black | **WG-S HF 50 BK** | **3241116** | 25 |
| 13 - 70 mm | black | **WG-S HF 70 BK** | **3241118** | 25 |
| 15 - 80 mm | black | **WG-S HF 80 BK** | **3241120** | 20 |
| 20 - 120 mm | black | **WG-S HF 120 BK** | **3241122** | 25 |
| 25 - 150 mm | black | **WG-S HF 150 BK** | **3241124** | 20 |

### Accessories

| | | | |
|---|---|---|---|
| **Electrician's scissors,** high cutting performance thanks to micro-serrated cutting area, suitable for copper, aluminum, Kevlar fibers, and plastic, two-component non-slip soft-grip handles, ergonomic design, adjustable screw joint | **CUTFOX-ES** | **1212621** | 1 |

## Accessories for protective hose mounting

The WP-BASE C... protective hose holders with cover can be attached using a screw.

- An integrated rib fastening also helps to relieve the strain on the protective hose
- The base of the holder is designed so that it can even be pushed onto a C DIN rail
- The engagement pins enable hose holders of different sizes to be arranged alongside each other

WP-BASE HF... protective hose clips:

- Galvanized steel locking latch with rubber profile
- Screw mounting

WP-BASE ... fixing bracket:

- With two mounting holes according to DIN 46320
- Protective hose feed-through can be attached to the side of the panel
- Pg or metric protective hose screw connections can be mounted on a bracket

**Protective hose with cover**

### Technical data

| General data | |
|---|---|
| Material | PA |

### Ordering data

| Description | | Color | Type | Order No. | Pcs. / Pkt. |
|---|---|---|---|---|---|
| **Protective hose holder** with cover, screwable, made of plastic | | | | | |
| Outside diameter of protective hose [mm] | Hole diameter [mm] | | | | |
| 10 | 10 | black | **WP-BASE C PA HF 10,0 BK** | **3240958** | 50 |
| 13 | 13 | black | **WP-BASE C PA HF 13,0 BK** | **3240959** | 50 |
| 15.8 | 15.8 | black | **WP-BASE C PA HF 15,8 BK** | **3240960** | 50 |
| 21.2 | 21.2 | black | **WP-BASE C PA HF 21,2 BK** | **3240961** | 50 |
| 28.5 | 28.2 | black | **WP-BASE C PA HF 28,2 BK** | **3240962** | 25 |
| 34.5 | 34.5 | black | **WP-BASE C PA HF 34,5 BK** | **3240963** | 25 |
| 42.5 | 42.5 | black | **WP-BASE C PA HF 42,5 BK** | **3240964** | 25 |
| **Protective hose clip,** screwable | | | | | |
| Outside diameter of protective hose [mm] | Hole diameter [mm] | | | | |
| 10 | 10 | silver/black | | | |
| 13 | 13 | silver/black | | | |
| 14 | 14 | silver/black | | | |
| 15.8 | 15.8 | silver/black | | | |
| 17 | 17 | silver/black | | | |
| 22 | 22 | silver/black | | | |
| 29 | 29 | silver/black | | | |
| 36 | 37 | silver/black | | | |
| 45 | 45 | silver/black | | | |
| **Fixing bracket,** screwable | | | | | |
| Screw connection | Hole diameter [mm] | | | | |
| Pg16 | 23 | silver | | | |
| Pg21 | 29 | silver | | | |
| Pg29 | 37.5 | silver | | | |
| Pg36 | 47.5 | silver | | | |
| **Fixing bracket,** screwable | | | | | |
| Screw connection | Hole diameter [mm] | | | | |
| M16 | 17 | silver | | | |
| M20 | 21 | silver | | | |
| M25 | 26 | silver | | | |
| M32 | 33 | silver | | | |
| M40 | 43 | silver | | | |

**Protective hose clip**

**Fixing bracket, screw version, for Pg screw connection**

**Fixing bracket, screw screw version, for metric screw connection**

## Technical data

Steel, galvanized

## Ordering data

| Type | Order No. | Pcs. / Pkt. |
|---|---|---|
| WP-BASE HF 9-10 | 3240965 | 50 |
| WP-BASE HF 13 | 3240966 | 50 |
| WP-BASE HF 14 | 3240967 | 50 |
| WP-BASE HF 15,8 | 3240968 | 50 |
| WP-BASE HF 17 | 3240969 | 50 |
| WP-BASE HF 22 | 3240970 | 50 |
| WP-BASE HF 29 | 3240971 | 50 |
| WP-BASE HF 37 | 3240972 | 50 |
| WP-BASE HF 45 | 3240973 | 25 |

## Technical data

Steel, galvanized

## Ordering data

| Type | Order No. | Pcs. / Pkt. |
|---|---|---|
| WP-BASE A PG16 | 3241079 | 25 |
| WP-BASE A PG21 | 3241080 | 25 |
| WP-BASE A PG29 | 3241081 | 25 |
| WP-BASE A PG36 | 3241082 | 25 |

## Technical data

Steel, galvanized

## Ordering data

| Type | Order No. | Pcs. / Pkt. |
|---|---|---|
| WP-BASE A M16 | 3241083 | 25 |
| WP-BASE A M20 | 3241084 | 25 |
| WP-BASE A M25 | 3241085 | 25 |
| WP-BASE A M32 | 3241086 | 25 |
| WP-BASE A M40 | 3241087 | 25 |

## Accessories for protective hose mounting

N

Counter nut, M12 - M40, plastic

### WP-CN ...

The counter nuts are used to lock protective hose screw connections in the case of bore holes without a thread.

- Counter nuts made of brass or plastic
- The fiberglass-reinforced polyamide ensures a high degree of mechanical stability
- Metric thread according to EN 50262, making the counter nut suitable for universal use

### Technical data

| General data | |
|---|---|
| Material | Polyamide fiberglass reinforced |

### Ordering data

| Description | Color | Type | Order No. | Pcs. / Pkt. |
|---|---|---|---|---|
| **Counter nut, plastic,** for protective hose screw connections with metric thread | | | | |
| for M12 | gray | **WP-CN PA M12** | **3241132** | 100 |
| for M16 | gray | **WP-CN PA M16** | **3241133** | 100 |
| for M20 | gray | **WP-CN PA M20** | **3241134** | 100 |
| for M25 | gray | **WP-CN PA M25** | **3241135** | 100 |
| for M32 | gray | **WP-CN PA M32** | **3241136** | 100 |
| for M40 | gray | **WP-CN PA M40** | **3241137** | 50 |
| **Counter nut, plastic,** for protective hose screw connections with Pg thread | | | | |
| for Pg7 | gray | | | |
| for Pg9 | gray | | | |
| for Pg11 | gray | | | |
| for Pg16 | gray | | | |
| for Pg21 | gray | | | |
| for Pg29 | gray | | | |
| for Pg36 | gray | | | |
| **Counter nut, nickel-plated brass,** for protective hose screw connections with metric thread | | | | |
| for M10 | silver | | | |
| for M12 | silver | | | |
| for M16 | silver | | | |
| for M20 | silver | | | |
| for M25 | silver | | | |
| for M32 | silver | | | |
| for M40 | silver | | | |
| **Counter nut, nickel-plated brass,** for protective hose screw connections with Pg thread | | | | |
| for Pg7 | silver | | | |
| for Pg9 | silver | | | |
| for Pg11 | silver | | | |
| for Pg16 | silver | | | |
| for Pg21 | silver | | | |
| for Pg29 | silver | | | |
| for Pg36 | silver | | | |

N

Counter nut, Pg7 - Pg36, plastic

N

Counter nut, M10 - M40, brass

N

Counter nut, Pg7 - Pg36, brass

## Technical data

Polyamide fiberglass reinforced

## Ordering data

| Type | Order No. | Pcs. / Pkt. |
|---|---|---|
| WP-CN PA PG7 | 3241138 | 100 |
| WP-CN PA PG9 | 3241139 | 100 |
| WP-CN PA PG11 | 3241140 | 100 |
| WP-CN PA PG16 | 3241141 | 100 |
| WP-CN PA PG21 | 3241142 | 100 |
| WP-CN PA PG29 | 3241143 | 100 |
| WP-CN PA PG36 | 3241144 | 50 |

## Technical data

Nickel-plated brass

## Ordering data

| Type | Order No. | Pcs. / Pkt. |
|---|---|---|
| WP-CN BRASS M10 | 3241145 | 100 |
| WP-CN BRASS M12 | 3241146 | 100 |
| WP-CN BRASS M16 | 3241147 | 100 |
| WP-CN BRASS M20 | 3241148 | 100 |
| WP-CN BRASS M25 | 3241149 | 100 |
| WP-CN BRASS M32 | 3241150 | 100 |
| WP-CN BRASS M40 | 3241151 | 50 |

## Technical data

Nickel-plated brass

## Ordering data

| Type | Order No. | Pcs. / Pkt. |
|---|---|---|
| WP-CN BRASS PG7 | 3241152 | 100 |
| WP-CN BRASS PG9 | 3241153 | 100 |
| WP-CN BRASS PG11 | 3241154 | 100 |
| WP-CN BRASS PG16 | 3241155 | 100 |
| WP-CN BRASS PG21 | 3241156 | 100 |
| WP-CN BRASS PG29 | 3241157 | 100 |
| WP-CN BRASS PG36 | 3241158 | 50 |

## Accessories for protective hose mounting

N

Flat gasket made from Perbunan

### WP-FS ...

The Perbunan flat sealing rings are used to seal protective hose screw connections on uneven surfaces. They are inserted between the hose screw connection and the surface, thereby achieving degrees of protection up to IP68.

### WP-FS HF...

The Centellen flat sealing rings also provide an optimum seal on uneven surfaces. As well as having IP68 protection and high mechanical stability, the sealing rings are also UV resistant and halogen-free. This enables them to be used outdoors. Properties:

– Resistant to oil, seal against dust and water, UV resistant, halogen-free, high mechanical stability

### WP-OR...

The properties of the Perbunan O-rings, such as their resistance to oil and seal against water and dust, mean that they can be used in a wide range of applications.

| Technical data | |
|---|---|
| **General data** | |
| Material | Perbunan |

| Ordering data | | | |
|---|---|---|---|
| Description | Color | Type | Order No. | Pcs. / Pkt. |
| **Flat gasket, Perbunan,** for protective hose screw connections with metric thread | | | | |
| for M10 | black | **WP-FS IP68 M10** | **3241159** | 50 |
| for M12 | black | **WP-FS IP68 M12** | **3241160** | 50 |
| for M16 | black | **WP-FS IP68 M16** | **3241161** | 50 |
| for M20 | black | **WP-FS IP68 M20** | **3241162** | 50 |
| for M25 | black | **WP-FS IP68 M25** | **3241163** | 50 |
| for M32 | black | **WP-FS IP68 M32** | **3241164** | 25 |
| for M40 | black | **WP-FS IP68 M40** | **3241165** | 25 |
| **Flat gasket, Perbunan,** for protective hose screw connections with Pg thread | | | | |
| for Pg7 | black | **WP-FS IP68 PG7** | **3241166** | 50 |
| for Pg9 | black | **WP-FS IP68 PG9** | **3241167** | 50 |
| for Pg11 | black | **WP-FS IP68 PG11** | **3241168** | 50 |
| for Pg16 | black | **WP-FS IP68 PG16** | **3241169** | 50 |
| for Pg21 | black | **WP-FS IP68 PG21** | **3241170** | 25 |
| for Pg29 | black | **WP-FS IP68 PG29** | **3241171** | 25 |
| for Pg36 | black | **WP-FS IP68 PG36** | **3241172** | 25 |
| **Flat gasket, Centellen,** for protective hose screw connections with metric thread | | | | |
| for M10 | green | | | |
| for M12 | green | | | |
| for M16 | green | | | |
| for M20 | green | | | |
| for M25 | green | | | |
| for M32 | green | | | |
| for M40 | green | | | |
| **Flat gasket, Centellen,** for protective hose screw connections with Pg thread | | | | |
| for Pg7 | green | | | |
| for Pg9 | green | | | |
| for Pg11 | green | | | |
| for Pg16 | green | | | |
| for Pg21 | green | | | |
| for Pg29 | green | | | |
| for Pg36 | green | | | |
| **O-ring, Perbunan,** for protective hose screw connections with metric thread | | | | |
| for M10 | black | | | |
| for M12 | black | | | |
| for M16 | black | | | |
| for M20 | black | | | |
| for M25 | black | | | |
| for M32 | black | | | |
| for M40 | black | | | |
| **O-ring, Perbunan,** for protective hose screw connections with Pg thread | | | | |
| for Pg7 | black | | | |
| for Pg9 | black | | | |
| for Pg11 | black | | | |
| for Pg16 | black | | | |
| for Pg21 | black | | | |
| for Pg29 | black | | | |
| for Pg36 | black | | | |

N

Flat gasket made from Centellen

N

O-ring made from Perbunan

## Technical data

Centellen

## Ordering data

| Type | Order No. | Pcs. / Pkt. |
|---|---|---|
| WP-FS HF IP68 M10 | 3241173 | 50 |
| WP-FS HF IP68 M12 | 3241174 | 50 |
| WP-FS HF IP68 M16 | 3241175 | 50 |
| WP-FS HF IP68 M20 | 3241176 | 50 |
| WP-FS HF IP68 M25 | 3241177 | 50 |
| WP-FS HF IP68 M32 | 3241178 | 25 |
| WP-FS HF IP68 M40 | 3241179 | 25 |
| WP-FS HF IP68 PG7 | 3241180 | 50 |
| WP-FS HF IP68 PG9 | 3241181 | 50 |
| WP-FS HF IP68 PG11 | 3241182 | 50 |
| WP-FS HF IP68 PG16 | 3241183 | 50 |
| WP-FS HF IP68 PG21 | 3241184 | 25 |
| WP-FS HF IP68 PG29 | 3241185 | 25 |
| WP-FS HF IP68 PG36 | 3241186 | 25 |

## Technical data

Perbunan

## Ordering data

| Type | Order No. | Pcs. / Pkt. |
|---|---|---|
| WP-OR M10 | 3241187 | 50 |
| WP-OR M12 | 3241188 | 50 |
| WP-OR M16 | 3241189 | 50 |
| WP-OR M20 | 3241190 | 50 |
| WP-OR M25 | 3241191 | 50 |
| WP-OR M32 | 3241192 | 25 |
| WP-OR M40 | 3241193 | 25 |
| WP-OR PG7 | 3241194 | 50 |
| WP-OR PG9 | 3241195 | 50 |
| WP-OR PG11 | 3241196 | 50 |
| WP-OR PG16 | 3241197 | 50 |
| WP-OR PG21 | 3241198 | 25 |
| WP-OR PG29 | 3241199 | 25 |
| WP-OR PG36 | 3241200 | 25 |

## Plastic cable marker for insert labels, for assembly with cable binders

**Notes:**

For corresponding cable binders, see page 574 onwards.

**For insert labels measuring 29 x 8 mm**

- Plastic cable markers for marking and bundling multiple conductors and cables indoors
- The printed insert label is protected from dirt by the sealing cap
- Labeling service: Phoenix Contact can custom-label all insert labels for plastic cable markers in accordance with your requirements

### Technical data

| General data | |
|---|---|
| Material | Polyethylene |
| Temperature range [°C] | -40 ... 80 |
| Components | free from silicone and halogen |

### Ordering data

| Description | Color | Type | Order No. | Pcs. / Pkt. |
|---|---|---|---|---|
| **Plastic cable markers for insert labels,** with cable binders with a pointed end, can be labeled with ESL..., EMT... or US-EMP... insert labels, diameter: 10 ... 25 mm, lettering field size: 29 x 8 mm | transparent | **KMK** | **1005208** | 100 |
| **Plastic cable markers for insert labels,** with cable binders with a pointed end, can be labeled with ESL..., EMT... or US-EMP... insert labels, diameter: 16 ... 35 mm, lettering field size: 40 x 17 mm | transparent | | | |
| **Cable and conductor markers for insert labels**, can be labeled with EST or ESL, diameter of 1 - 12 mm, lettering field size: 24 x 4 mm | white | | | |
| **Cable and conductor markers for labels**, lettering field size: 20 x 8 mm | white | | | |

### Accessories

| | | | |
|---|---|---|---|
| **Insert strips for laser printers**, DIN A4, perforated<br>Lettering field size: 29 x 8 mm, 1 sheet = 174 labels<br>Lettering field size: 40 x 17 mm, 1 sheet = 56 labels<br>Lettering field size: 24 x 4 mm, 1 sheet = 488 labels | **ESL 29X 8** | **0808257** | 10 |
| **Insert labels for thermal transfer printers**<br>Lettering field size: 29 x 8 mm, 5400 labels p. roll<br>Lettering field size: 40 x 17 mm, 2300 labels p. roll<br>Lettering field size: 24 x 4 mm, 5000 labels p. roll | **EMT (29X8)R** | **0817277** | 1 |
| **UniSheet,** 0.5 mm thick<br>48-section, lettering field size: 29 x 8 mm<br>16-section, lettering field size: 40 x 17 mm | **US-EMP (29X8)** | **0829436** | 10 |
| **Textile label**, lettering field size: 20 x 8 mm<br>2500 labels p. roll<br>2500 labels p. roll | | | |

For insert labels measuring 40 x 17 mm

For insert labels, 12 mm conductor diameter

For adhesive labels, conductor diameter of up to 20 mm

## Technical data

Polyethylene
-40 ... 80
free from silicone and halogen

## Ordering data

| Type | Order No. | Pcs. / Pkt. |
|---|---|---|
| KMK 3 | 1005211 | 50 |

## Accessories

| | | |
|---|---|---|
| ESL 40X17 | 0808095 | 10 |
| EMT (40X17)R | 0817293 | 1 |
| US-EMP (40X17) | 0829437 | 10 |

## Technical data

PA
-40 ... 100
free from silicone and halogen

## Ordering data

| Type | Order No. | Pcs. / Pkt. |
|---|---|---|
| LM | 1004377 | 100 |

## Accessories

| | | |
|---|---|---|
| ESL 24X 4 | 0808231 | 10 |
| EMT (24X4)R | 0816265 | 1 |

## Technical data

PA
-40 ... 100
free from silicone and halogen

## Ordering data

| Type | Order No. | Pcs. / Pkt. |
|---|---|---|
| KME | 0807083 | 50 |

## Accessories

| | | |
|---|---|---|
| EMLC (20X8)R | 0815680 | 1 |
| EML (20X8)R | 0816786 | 1 |

## Plastic cable binders

**Cable tie length of 98 - 1000 mm**

- For bundling and fastening conductors and cables
- Can be used indoors and outdoors even under unfavorable industrial conditions
- With the UNIFOX-CT ... cable binder tool, the cable binders can be easily tightened and cut off flush in one step
- Cable binders are easy to use, thanks to their optimized geometries
- Optimum head shape for high tensile forces
- Temperature range: briefly up to 110°C
- Comprehensive approvals
- **Designation example:**
  **WT-HF 2,5X98**
  Cable binder width: 2.5 mm
  Cable binder length: 98 mm

### Technical data

| General data | |
|---|---|
| Material | PA 6.6 |
| Components | free from silicone and halogen |
| Inflammability class according to UL 94 | V2 |
| Temperature range [°C] | -40 ... 85 |

### Ordering data

| Description | Color | Type | Order No. | Pcs. / Pkt. |
|---|---|---|---|---|
| **Cable binder,** maximum bundle Ø [mm]/minimum tensile strength [N] | | | | |
| **21 / 80** | transparent | **WT-HF 2,5X98** | **3240732** | 100 |
| **40 / 80** | transparent | **WT-HF 2,6X160** | **3240736** | 100 |
| **52 / 80** | transparent | **WT-HF 2,6X200** | **3240740** | 100 |
| **35 / 130** | transparent | **WT-HF 3,6X140** | **3240744** | 100 |
| **50 / 130** | transparent | **WT-HF 3,6X200** | **3240748** | 100 |
| **80 / 130** | transparent | **WT-HF 3,6X290** | **3240752** | 100 |
| **40 / 220** | transparent | **WT-HF 4,5X160** | **3240756** | 100 |
| **50 / 220** | transparent | **WT-HF 4,5X200** | **3240760** | 100 |
| **79 / 220** | transparent | **WT-HF 4,5X290** | **3240764** | 100 |
| **100 / 220** | transparent | **WT-HF 4,5X360** | **3240768** | 100 |
| **115 / 220** | transparent | **WT-HF 4,5X430** | **3240770** | 100 |
| **80 / 540** | transparent | **WT-HF 7,8X300** | **3240772** | 100 |
| **100 / 540** | transparent | **WT-HF 7,8X365** | **3240774** | 100 |
| **158 / 540** | transparent | **WT-HF 7,8X540** | **3240719** | 100 |
| **233 / 700** | transparent | **WT-HF 9X780** | **3240778** | 100 |
| **143 / 1080** | transparent | **WT-HF 12,6X850** | **3240730** | 50 |
| **302 / 1080** | transparent | **WT-HF 12,6X1000** | **3240728** | 50 |
| **Cable binder, large pack**, maximum bundle Ø [mm]/minimum tensile strength [N] | | | | |
| **21 / 80** | transparent | **WT-HF 2,5X98-L** | **3240735** | 1000 |
| **40 / 80** | transparent | **WT-HF 2,6X160-L** | **3240739** | 1000 |
| **52 / 80** | transparent | **WT-HF 2,6X200-L** | **3240743** | 1000 |
| **35 / 130** | transparent | **WT-HF 3,6X140-L** | **3240747** | 1000 |
| **50 / 130** | transparent | **WT-HF 3,6X200-L** | **3240751** | 1000 |
| **80 / 130** | transparent | **WT-HF 3,6X290-L** | **3240755** | 500 |
| **40 / 220** | transparent | **WT-HF 4,5X160-L** | **3240759** | 1000 |
| **50 / 220** | transparent | **WT-HF 4,5X200-L** | **3240763** | 1000 |

### Accessories

| | | | |
|---|---|---|---|
| **Cable binder pliers,** for plastic cable binders with a width of 2.2 - 4.8 mm, for a material thickness of up to 1.6 mm | **UNIFOX-CT 4,8** | **1212475** | 1 |
| **Professional cable binder pliers,** for plastic cable binders with a width of 2.2 - 4.8 mm, up to 1.6 mm material thickness<br>Ergonomically designed grip with comfortable tension force adjustment | **UNIFOX-CT 4,8P** | **1212609** | 1 |

## Plastic cable binders

**Cable tie length of 98 - 1000 mm**

- The black cable binders are UV stabilized by adding carbon black and are suitable for use in outdoor systems according to ISO 4895 (QUV-B 150 hours) for up to three years
- Temperature range: briefly up to 110°C
- Comprehensive approvals

### Technical data

| General data | | |
|---|---|---|
| Material | | PA 6.6 |
| Components | | free from silicone and halogen |
| Inflammability class according to UL 94 | | V2 |
| Temperature range | [°C] | -40 ... 85 |

### Ordering data

| Description | Color | Type | Order No. | Pcs. / Pkt. |
|---|---|---|---|---|
| **Cable binder,** maximum bundle Ø [mm]/minimum tensile strength [N] | | | | |
| **21 / 80** | black | **WT-HF 2,5X98 BK** | **3240733** | 100 |
| **40 / 80** | black | **WT-HF 2,6X160 BK** | **3240737** | 100 |
| **52 / 80** | black | **WT-HF 2,6X200 BK** | **3240741** | 100 |
| **35 / 130** | black | **WT-HF 3,6X140 BK** | **3240745** | 100 |
| **50 / 130** | black | **WT-HF 3,6X200 BK** | **3240749** | 100 |
| **80 / 130** | black | **WT-HF 3,6X290 BK** | **3240753** | 100 |
| **40 / 220** | black | **WT-HF 4,5X160 BK** | **3240757** | 100 |
| **50 / 220** | black | **WT-HF 4,5X200 BK** | **3240761** | 100 |
| **79 / 220** | black | **WT-HF 4,5X290 BK** | **3240765** | 100 |
| **100 / 220** | black | **WT-HF 4,5X360 BK** | **3240769** | 100 |
| **115 / 220** | black | **WT-HF 4,5X430 BK** | **3240771** | 100 |
| **80 / 540** | black | **WT-HF 7,8X300 BK** | **3240773** | 100 |
| **100 / 540** | black | **WT-HF 7,8X365 BK** | **3240775** | 100 |
| **158 / 540** | black | **WT-HF 7,8X540 BK** | **3240721** | 100 |
| **233 / 700** | black | **WT-HF 9X780 BK** | **3240779** | 100 |
| **143 / 1080** | black | **WT-HF 12,6X850 BK** | **3240731** | 50 |
| **302 / 1080** | black | **WT-HF 12,6X1000 BK** | **3240729** | 50 |
| **Cable binder, large pack**, maximum bundle Ø [mm]/minimum tensile strength [N] | | | | |
| **21 / 80** | black | **WT-HF 2,5X98 BK-L** | **3240734** | 1000 |
| **40 / 80** | black | **WT-HF 2,6X160 BK-L** | **3240738** | 1000 |
| **52 / 80** | black | **WT-HF 2,6X200 BK-L** | **3240742** | 1000 |
| **35 / 130** | black | **WT-HF 3,6X140 BK-L** | **3240746** | 1000 |
| **50 / 130** | black | **WT-HF 3,6X200 BK-L** | **3240750** | 1000 |
| **80 / 130** | black | **WT-HF 3,6X290 BK-L** | **3240754** | 500 |
| **40 / 220** | black | **WT-HF 4,5X160 BK-L** | **3240758** | 1000 |
| **50 / 220** | black | **WT-HF 4,5X200 BK-L** | **3240762** | 1000 |

### Accessories

| | | | |
|---|---|---|---|
| **Cable binder pliers,** for plastic cable binders with a width of 2.2 - 4.8 mm, for a material thickness of up to 1.6 mm | **UNIFOX-CT 4,8** | **1212475** | 1 |
| **Professional cable binder pliers,** for plastic cable binders with a width of 2.2 - 4.8 mm, up to 1.6 mm material thickness<br>Ergonomically designed grip with comfortable tension force adjustment | **UNIFOX-CT 4,8P** | **1212609** | 1 |

## Cable binders for outdoor use

**Cable tie length of 98 - 365 mm**

The WT-UV HF ... cable binders are specially designed for outdoor use and offer the following features:

- Weatherproof and UV resistant according to ISO 4892 (QUV-B 600 hours) for up to ten years
- Cable binders are easy to use, thanks to their optimum geometries
- Optimum head shape for high tensile forces
- Halogen-free/silicone-free
- Constantly high temperature resistance up to 105°C
- **Designation example:**
  **WT-UV HF 2,5X98 BK**
  Cable binder width: 2.5 mm
  Cable binder length: 98 mm

### Technical data

| | | |
|---|---|---|
| **General data** | | |
| Material | | PA 6.6 |
| Components | | free from silicone and halogen |
| Inflammability class according to UL 94 | | V2 |
| Temperature range | [°C] | -40 ... 105 |

### Ordering data

| Description | Color | Type | Order No. | Pcs. / Pkt. |
|---|---|---|---|---|
| **Cable binder,** maximum bundle Ø [mm]/minimum tensile strength [N] | | | | |
| **21 / 80** | black | **WT-UV HF 2,5X98 BK** | **3240831** | 100 |
| **35 / 130** | black | **WT-UV HF 3,6X140 BK** | **3240832** | 100 |
| **50 / 130** | black | **WT-UV HF 3,6X200 BK** | **3240833** | 100 |
| **50 / 220** | black | **WT-UV HF 4,5X200 BK** | **3240834** | 100 |
| **79 / 220** | black | **WT-UV HF 4,5X290 BK** | **3240835** | 100 |
| **100 / 540** | black | **WT-UV HF 7,8X365 BK** | **3240837** | 100 |

### Accessories

| | | | |
|---|---|---|---|
| **Cable binder pliers,** for plastic cable binders with a width of 2.2 - 4.8 mm, for a material thickness of up to 1.6 mm | **UNIFOX-CT 4,8** | **1212475** | 1 |
| **Professional cable binder pliers,** for plastic cable binders with a width of 2.2 - 4.8 mm, up to 1.6 mm material thickness<br>Ergonomically designed grip with comfortable tension force adjustment | **UNIFOX-CT 4,8P** | **1212609** | 1 |

## Cable binders for use at high temperatures

Cable tie length of 98 - 365 mm

The WT-HT HF ... cable binders are specially designed for high-temperature applications and offer the following features:

- Constantly high temperature resistance up to 125°C and briefly up to 145°C
- Cable binders are easy to use, thanks to their optimum geometries
- Black cable binders are UV stabilized
- Special head shape for high tensile forces
- Halogen-free/silicone-free
- **Designation example:**
  **WT-HT HF 2,5X98**
  Cable binder width: 2.5 mm
  Cable binder length: 98 mm

### Technical data

| General data | | |
|---|---|---|
| Material | | PA 6.6 |
| Components | | free from silicone and halogen |
| Inflammability class according to UL 94 | | V2 |
| Temperature range | [°C] | -40 ... 125 |

### Ordering data

| Description | Color | Type | Order No. | Pcs. / Pkt. |
|---|---|---|---|---|
| **Cable binder,** maximum bundle Ø [mm]/minimum tensile strength [N] | | | | |
| **21 / 80** | transparent | **WT-HT HF 2,5X98** | **3240780** | 100 |
| **35 / 130** | transparent | **WT-HT HF 3,6X140** | **3240782** | 100 |
| **50 / 130** | transparent | **WT-HT HF 3,6X200** | **3240784** | 100 |
| **50 / 220** | transparent | **WT-HT HF 4,5X200** | **3240786** | 100 |
| **79 / 220** | transparent | **WT-HT HF 4,5X290** | **3240788** | 100 |
| **100 / 540** | transparent | **WT-HT HF 7,8X365** | **3240792** | 100 |
| **Cable binder,** maximum bundle Ø [mm]/minimum tensile strength [N] | | | | |
| **21 / 80** | black | **WT-HT HF 2,5X98 BK** | **3240781** | 100 |
| **35 / 130** | black | **WT-HT HF 3,6X140 BK** | **3240783** | 100 |
| **50 / 130** | black | **WT-HT HF 3,6X200 BK** | **3240785** | 100 |
| **50 / 220** | black | **WT-HT HF 4,5X200 BK** | **3240787** | 100 |
| **79 / 220** | black | **WT-HT HF 4,5X290 BK** | **3240789** | 100 |
| **100 / 540** | black | **WT-HT HF 7,8X365 BK** | **3240793** | 100 |

### Accessories

| | | |
|---|---|---|
| **Cable binder pliers,** for plastic cable binders with a width of 2.2 - 4.8 mm, for a material thickness of up to 1.6 mm | **UNIFOX-CT 4,8** | **1212475** | 1 |
| **Professional cable binder pliers,** for plastic cable binders with a width of 2.2 - 4.8 mm, up to 1.6 mm material thickness<br>Ergonomically designed grip with comfortable tension force adjustment | **UNIFOX-CT 4,8P** | **1212609** | 1 |

## Cable binders for reopening



Cable tie length of 200 - 350 mm

The WT-D HF ... cable binders are ideal for temporary mounting and offer the following features:
- Can be removed easily without tools and reused
- Cable binders are easy to use, thanks to their optimum geometries
- Halogen-free/silicone-free

### Technical data

| General data | |
|---|---|
| Material | PA 6.6 |
| Components | free from silicone and halogen |
| Inflammability class according to UL 94 | V2 |
| Temperature range [°C] | -40 ... 80 |

### Ordering data

| Description | Color | Type | Order No. | Pcs. / Pkt. |
|---|---|---|---|---|
| **Cable binder,** maximum bundle Ø [mm]/minimum tensile strength [N] | | | | |
| **50 / 220** | transparent | **WT-D HF 7,5X200** | **3240712** | 100 |
| **65 / 220** | transparent | **WT-D HF 7,5X250** | **3240714** | 100 |
| **100 / 220** | transparent | **WT-D HF 7,5X350** | **3240716** | 100 |
| **Cable binder,** maximum bundle Ø [mm]/minimum tensile strength [N] | | | | |
| **50 / 220** | black | **WT-D HF 7,5X200 BK** | **3240713** | 100 |
| **65 / 220** | black | **WT-D HF 7,5X250 BK** | **3240715** | 100 |
| **100 / 220** | black | **WT-D HF 7,5X350 BK** | **3240717** | 100 |

## Cable binders with lug for direct rivet or screw mounting

**Notes:**

For corresponding cable binder pliers, see previous page.



Cable tie length of 150 - 380 mm

The WT-E HF ... cable binders with lug for direct mounting offer the following features:
- Space saving, thanks to molded fastening lug
- Secure hold, thanks to screw or rivet fixing
- Easy to use
- Halogen-free/silicone-free
- Optimum head shape for high tensile forces
- Temperature range: briefly up to 110°C

### Technical data

| General data | |
|---|---|
| Material | PA 6.6 |
| Components | free from silicone and halogen |
| Inflammability class according to UL 94 | V2 |
| Temperature range [°C] | -40 ... 85 |

### Ordering data

| Description | Color | Type | Order No. | Pcs. / Pkt. |
|---|---|---|---|---|
| **Cable binder,** maximum bundle Ø [mm]/minimum tensile strength [N] | | | | |
| **32 / 130** hole diameter **4.5** mm | transparent | **WT-E HF 3,6X150** | **3240718** | 100 |
| **50 / 220** hole diameter **5.2** mm | transparent | **WT-E HF 4,8X200** | **3240720** | 100 |
| **44 / 540** hole diameter **6.5** mm | transparent | **WT-E HF 7,8X200** | **3240722** | 100 |
| **75 / 540** hole diameter **6.5** mm | transparent | **WT-E HF 7,8X300** | **3240724** | 100 |
| **104 / 540** hole diameter **6.5** mm | transparent | **WT-E HF 7,8X380** | **3240726** | 100 |

## Cable binders with body-bound rivet for direct mounting

**Notes:**

For corresponding cable binder pliers, see previous page.



**Cable tie length of 150 - 200 mm**

The WT-R HF ... cable binders for straightforward direct mounting offer the following features:

- Space saving, thanks to molded body-bound rivet
- Easy to plug in and optimum hold in standard drill hole
- Optimum head shape for high tensile forces
- Halogen-free/silicone-free

### Technical data

| General data | | |
|---|---|---|
| Material | | PA 6.6 |
| Components | | free from silicone and halogen |
| Inflammability class according to UL 94 | | V2 |
| Temperature range | [°C] | -40 ... 85 |

### Ordering data

| Description | Color | Type | Order No. | Pcs. / Pkt. |
|---|---|---|---|---|
| **Cable binder,** maximum bundle Ø [mm]/minimum tensile strength [N] | | | | |
| **38 / 130** hole diameter **5.2** mm | transparent | **WT-R HF 3,6X150** | **3240801** | 100 |
| **50 / 220** hole diameter **6.3** mm | transparent | **WT-R HF 4,8X200** | **3240803** | 100 |

## Detectable cable binders

**Notes:**

For corresponding cable binder pliers, see previous page.



**Cable tie length of 98 - 365 mm**

The WT-ID HF ... cable binders are specially designed for production processes in the food, pharmaceutical, and chemical industries and offer the following features:

- High level of protection against contamination in the production process
- Detectable using X-ray units or metal detectors
- Magnetic
- Easy to see
- Corrosion-free

### Technical data

| General data | | |
|---|---|---|
| Material | | PA 6.6 |
| Components | | free from silicone and halogen |
| Inflammability class according to UL 94 | | V2 |
| Temperature range | [°C] | -40 ... 85 |

### Ordering data

| Description | Color | Type | Order No. | Pcs. / Pkt. |
|---|---|---|---|---|
| **Cable binder,** with metal portions, maximum bundle Ø [mm]/minimum tensile strength [N] | | | | |
| **21 / 80** | blue | **WT-ID HF 2,5X98 BU** | **3240794** | 100 |
| **35 / 130** | blue | **WT-ID HF 3,5X140 BU** | **3240795** | 100 |
| **50 / 130** | blue | **WT-ID HF 3,5X200 BU** | **3240796** | 100 |
| **50 / 220** | blue | **WT-ID HF 4,5X200 BU** | **3240797** | 100 |
| **79 / 220** | blue | **WT-ID HF 4,5X290 BU** | **3240798** | 100 |
| **100 / 540** | blue | **WT-ID HF 7,5X365 BU** | **3240800** | 100 |

## Cable binders made of stainless steel AISI 304 (V2A)

**Notes:**

For corresponding stainless steel cable markers, see page 222.

**Cable tie length of 150 - 1067 mm**

The WT-STEEL S ... cable binders are especially suited to use outdoors and in the chemical industry. They offer the following features:

- Secure, permanent attachment and a long service life
- Corrosion resistant
- Chemical resistance
- UV resistant
- Weatherproof
- Fire-proof
- Vibration-resistant
- Easy to use and self-locking
- Anti-magnetic
- Halogen-free/silicone-free

### Technical data

| General data | |
|---|---|
| Material | Stainless steel 1.4301/AISI 304 |
| Temperature range [°C] | -80 ... 538 |

### Ordering data

| Description | Color | Type | Order No. | Pcs. / Pkt. |
|---|---|---|---|---|
| **Cable binder,** made of stainless steel (AISI 304), width 4.6 mm, maximum bundle Ø [mm]/minimum tensile strength [N] | | | | |
| **30 / 890** | silver | **WT-STEEL S 4,6X150** | **3240807** | 100 |
| **50 / 890** | silver | **WT-STEEL S 4,6X201** | **3240808** | 100 |
| **69 / 890** | silver | **WT-STEEL S 4,6X259** | **3240809** | 100 |
| **102 / 890** | silver | **WT-STEEL S 4,6X360** | **3240810** | 100 |
| **152 / 890** | silver | **WT-STEEL S 4,6X520** | **3240811** | 100 |
| **203 / 890** | silver | **WT-STEEL S 4,6X679** | **3240812** | 100 |
| **254 / 890** | silver | **WT-STEEL S 4,6X838** | **3240723** | 100 |
| **305 / 890** | silver | **WT-STEEL S 4,6X1067** | **3240805** | 100 |
| **Cable binder,** made of stainless steel (AISI 304), width 7.9 mm, maximum bundle Ø [mm]/minimum tensile strength [N] | | | | |
| **69 / 1335** | silver | **WT-STEEL S 7,9X259** | **3240814** | 100 |
| **102 / 1335** | silver | **WT-STEEL S 7,9X360** | **3240815** | 100 |
| **152 / 1335** | silver | **WT-STEEL S 7,9X520** | **3240816** | 100 |
| **203 / 1335** | silver | **WT-STEEL S 7,9X679** | **3240817** | 100 |
| **254 / 1335** | silver | **WT-STEEL S 7,9X838** | **3240725** | 100 |
| **305 / 1335** | silver | **WT-STEEL S 7,9X1067** | **3240813** | 100 |

### Accessories

| | | | |
|---|---|---|---|
| **Cable binder pliers,** for steel cable binders with a width of up to 7.9 mm, for a material thickness of up to 0.3 mm | **UNIFOX-CT M 7,9** | **1212610** | 1 |

## Cable binders made of stainless steel AISI 316 (V4A)

**Cable tie length of 150 - 1067 mm**

The WT-STEEL SH ... cable binders are especially suited to use with aggressive chemicals and in onshore and offshore areas. They offer the following features:

- Secure, permanent attachment with long service life
- Corrosion resistant when exposed to aggressive chemicals, e.g., acids, salt fog, and sea water
- UV resistant
- Weatherproof
- Fire-proof
- Vibration-resistant
- Easy to use
- Anti-magnetic
- Halogen-free/silicone-free

### Technical data

| | | |
|---|---|---|
| **General data** | | |
| Material | | Stainless steel 1.4401/AISI 316 |
| Temperature range | [°C] | -80 ... 538 |

### Ordering data

| Description | Color | Type | Order No. | Pcs. / Pkt. |
|---|---|---|---|---|
| **Cable binder,** made of stainless steel (AISI 316), width 4.6 mm, maximum bundle Ø [mm]/minimum tensile strength [N] | | | | |
| **30 / 890** | silver | **WT-STEEL SH 4,6X150** | **3240820** | 100 |
| **50 / 890** | silver | **WT-STEEL SH 4,6X201** | **3240821** | 100 |
| **69 / 890** | silver | **WT-STEEL SH 4,6X259** | **3240822** | 100 |
| **102 / 890** | silver | **WT-STEEL SH 4,6X360** | **3240823** | 100 |
| **152 / 890** | silver | **WT-STEEL SH 4,6X520** | **3240824** | 100 |
| **203 / 890** | silver | **WT-STEEL SH 4,6X679** | **3240825** | 100 |
| **254 / 890** | silver | **WT-STEEL SH 4,6X838** | **3240727** | 100 |
| **305 / 890** | silver | **WT-STEEL SH 4,6X1067** | **3240818** | 100 |
| **Cable binder,** made of stainless steel (AISI 316), width 7.9 mm, maximum bundle Ø [mm]/minimum tensile strength [N] | | | | |
| **69 / 1335** | silver | **WT-STEEL SH 7,9X259** | **3240827** | 100 |
| **102 / 1335** | silver | **WT-STEEL SH 7,9X360** | **3240828** | 100 |
| **152 / 1335** | silver | **WT-STEEL SH 7,9X520** | **3240829** | 100 |
| **203 / 1335** | silver | **WT-STEEL SH 7,9X679** | **3240830** | 100 |
| **254 / 1335** | silver | **WT-STEEL SH 7,9X838** | **3240766** | 100 |
| **305 / 1335** | silver | **WT-STEEL SH 7,9X1067** | **3240826** | 100 |

### Accessories

| | | | |
|---|---|---|---|
| **Cable binder pliers,** for steel cable binders with a width of up to 7.9 mm, for a material thickness of up to 0.3 mm | **UNIFOX-CT M 7,9** | **1212610** | 1 |

## Cable binder base, self-adhesive and/or screwable



The WT-BASE LS ... cable binder bases are characterized by their excellent adhesive properties as well as the following:
- Easy to use
- Cable binders can be fed through on four sides
- Self-adhesive and optionally screwable
- Secure hold, load can be applied after just a few minutes
- Halogen-free/silicone-free

### Technical data

| General data | |
|---|---|
| Material | ABS |
| Inflammability class according to UL 94 | HB |
| Temperature range [°C] | -40 ... 60 |

### Ordering data

| Description | Color | Type | Order No. | Pcs. / Pkt. |
|---|---|---|---|---|
| **Cable binder base,** for cable binders of up to 4 mm width, self-adhesive and screwable, 4 mm fixing hole, dimensions: 19 x 19 mm | | | | |
| | transparent | **WT-BASE LS HF 4** | **3240706** | 100 |
| | black | **WT-BASE LS HF 4 BK** | **3240707** | 100 |
| **Cable binder base,** for cable binders of up to 6 mm width, self-adhesive and screwable, 4.8 mm fixing hole, dimensions: 27 x 27 mm | | | | |
| | transparent | **WT-BASE LS HF 6** | **3240708** | 100 |
| | black | **WT-BASE LS HF 6 BK** | **3240709** | 100 |

## Cable binder base, screwable



- Space-saving design
- Easy to use
- Cable binders can be fed through on two sides
- Halogen-free/silicone-free

### Technical data

| General data | |
|---|---|
| Material | PA 6.6 |
| Inflammability class according to UL 94 | V2 |
| Temperature range [°C] | -40 ... 85 |

### Ordering data

| Description | Color | Type | Order No. | Pcs. / Pkt. |
|---|---|---|---|---|
| **Cable binder base,** for cable binders of up to 5 mm width, screwable, 3.5 mm fixing hole, dimensions: 9.5 x 15 mm | | | | |
| | transparent | **WT-BASE HF 5** | **3240702** | 100 |
| | black | **WT-BASE HF 5 BK** | **3240703** | 100 |
| **Cable binder base,** for cable binders of up to 9 mm width, screwable, 5 mm fixing hole, dimensions: 14.6 x 22 mm | | | | |
| | transparent | **WT-BASE HF 9** | **3240704** | 100 |
| | black | **WT-BASE HF 9 BK** | **3240705** | 100 |

## Cable binder base for direct mounting

- WT-BASE R ... with molded body-bound rivet for direct mounting in materials of up to 3 mm thickness
- WT-BASE P ... is ideally suited to use in solid panels
- Easy to use, can be directly knocked into the panel

| | Technical data | Technical data |
|---|---|---|
| **General data** | | |
| Material | PA 6.6 | PA 6 |
| Inflammability class according to UL 94 | V2 | HB |
| Temperature range [°C] | -40 ... 85 | -10 ... 65 |

| | | Ordering data | | | Ordering data | | |
|---|---|---|---|---|---|---|---|
| Description | Color | Type | Order No. | Pcs. / Pkt. | Type | Order No. | Pcs. / Pkt. |
| **Cable binder base**, for cable binders of up to 8 mm width, with molded body-bound rivet, 6.5 mm drilling diameter | transparent | **WT-BASE R HF 8** | **3240711** | 100 | | | |
| **Cable binder base**, for cable binders of up to 9.5 mm width, with fins, 8 mm drilling diameter, can be knocked in | black | | | | **WT-BASE P HF 9,5 BK** | **3240710** | 100 |

## Cable drillers, for fast and tool-free bundling of conductors and cables

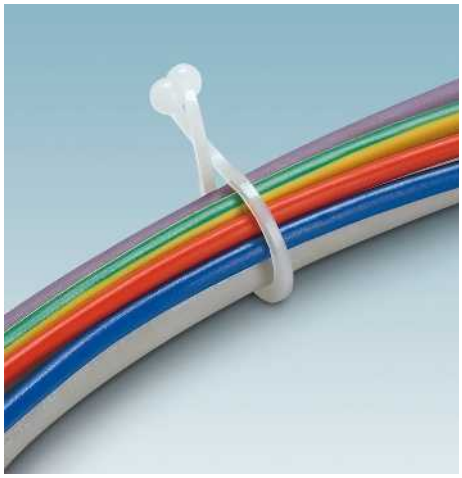

- Fast and easy to use
- Can be removed again
- Reusable
- Tool-free mounting
- Ideal for temporary bundling
- Halogen-free/silicone-free

| | Technical data |
|---|---|
| **General data** | |
| Material | PA 6.6 |
| Inflammability class according to UL 94 | V2 |
| Temperature range [°C] | -40 ... 85 |

| | | Ordering data | | |
|---|---|---|---|---|
| Description | Color | Type | Order No. | Pcs. / Pkt. |
| **Cable driller** | | | | |
| Bundle diameters 5.1 - 7.6 mm | transparent | **WG-D HF 7,6** | **3241099** | 1000 |
| Bundle diameters 7.6 - 10.2 mm | transparent | **WG-D HF 10,2** | **3241101** | 1000 |
| Bundle diameters 10.2 - 12.7 mm | transparent | **WG-D HF 12,7** | **3241103** | 1000 |
| Bundle diameters 12.7 - 16 mm | transparent | **WG-D HF 16** | **3241105** | 1000 |
| Bundle diameters 16 - 20.3 mm | transparent | **WG-D HF 20,3** | **3241107** | 1000 |
| **Cable driller** | | | | |
| Bundle diameters 5.1 - 7.6 mm | black | **WG-D HF 7,6 BK** | **3241100** | 1000 |
| Bundle diameters 7.6 - 10.2 mm | black | **WG-D HF 10,2 BK** | **3241102** | 1000 |
| Bundle diameters 10.2 - 12.7 mm | black | **WG-D HF 12,7 BK** | **3241104** | 1000 |
| Bundle diameters 12.7 - 16 mm | black | **WG-D HF 16 BK** | **3241106** | 1000 |
| Bundle diameters 16 - 20.3 mm | black | **WG-D HF 20,3 BK** | **3241108** | 1000 |

## Quality in quantity

### Integrated management system

The aim of the Phoenix Contact integrated management system is to coordinate all the requirements regarding products, processes, and organization.

Statutory and regulatory requirements, as well as those of international standards and our customers, are met and, in some cases, even exceeded in all phases of the product lifecycle.

The Phoenix Contact management system is monitored by internationally recognized independent bodies each year to ensure that quality, environmental protection, and safety at the workplace have been integrated in conformity with the relevant requirements. Certification in accordance with international standards ISO 9001, ISO 14001, and BS OHSAS 18001 is the result of our corporate philosophy of meeting the needs of our customers, staff, and environment as fully as possible. They serve as the basis for innovative products with the familiar high Phoenix quality standard, actively practiced environmental protection, and responsibility in the field of occupational health and safety. Of course, we integrate all further requirements of standards, international approvals or special customer requirements into company processes.

This system provides a building block for the success of the Phoenix Contact Group and its products and services.

### CE marking

The CE mark was introduced as an important instrument for the free movement of goods and services within the single European market. By attaching the mark to a product, the manufacturer confirms that it complies with all applicable European Union (EU) directives. EC directives describe the product properties with regard to device safety and avoiding danger. These are legally binding regulations of the European Union (EU). In other words, compliance with the requirements is a **statutory condition for marketing the product within the EU**.

Where applicable, the products that our company currently manufactures fall within the scope of the following directives:

- 2006/95/EC
  Electrical equipment designed for use within certain voltage limits (Low-Voltage Directive)
- 2004/108/EC
  Electromagnetic compatibility (EMC Directive)
- 2006/42/EC
  Safety of machinery (Machinery Directive)
- 94/9/EC
  Equipment and protective systems intended for use in potentially explosive areas (ATEX Directive 100a)
- 1999/5/EC
  Radio equipment and telecommunications terminal equipment (R&TTE)

The standards upon which the specified directives are based have been part of our standard of development for a long time. This guarantees conformance with European directives. The numbers of the directives indicate their version at the time of publication. In the event of changes to directives and/or standards, our products will undergo conformity assessment again in good time and a new declaration of conformity will be issued simultaneously. The current declarations for each product can also be found in our Download Center.

The EMC Directive occupies a special place among the European directives listed. It defines electromagnetic compatibility as a fundamental property of devices based on mandatory guidelines. European Law therefore acknowledges the electromagnetic compatibility of devices and systems as an important condition for error-free operation of machinery and systems. Phoenix Contact is one of the leading international companies in surge protection, and therefore possesses broad expertise in EMC. This expertise and the experience gained over years of developing and applying industrial interface and communication technology have resulted in our products having an extremely high standard of quality with regard to electromagnetic compatibility. It was with a view to providing other companies with this expertise that our associate company, Phoenix Testlab, was founded. Phoenix Testlab GmbH is an independent, accredited service provider offering EMC testing that conforms to European standards. At Phoenix Testlab, devices are also tested with regard to their electrical safety, mechanical influences, and their behavior in relation to environmental influences. Furthermore, Phoenix Testlab is a "Notified Body" in accordance with EMC Directive 2004/108/EC and according to R&TTE Directive 1999/5/EC for radio and telecommunications terminal equipment. As a "Telecom Certification Body" (TCB), Phoenix Testlab may also approve these products for markets in the USA, Canada, and Japan.

### Standards and regulations

All relevant standards and regulations are used as the basis for the development and maintenance of our products.

International standards are subject to continuous changes as a result of harmonization and new developments. In line with this process, the current version of all standards that are relevant to our products is documented in the product area on our website at **www.phoenixcontact.net/products**.

### Online product information service on the web

Phoenix Contact's product range is growing constantly.

Due to our commitment to product monitoring, all products are subject to improvement.

The Internet is an ideal platform to quickly communicate new product developments and improvements to the market.

You can quickly access the relevant Phoenix Contact website for your region via www.phoenixcontact.com. Here, you will always find the latest overview of products, solutions, and services from Phoenix Contact. This includes technical documents, such as data sheets and user manuals, the latest driver and demo software, plus a means of contacting the appropriate contact person directly.

## Materials

**Polyamide (PA)**

Polyamide has excellent electrical, mechanical, chemical, and thermal properties, even at high operating temperatures. Brief peak temperatures of up to 200°C are permitted as a result of heat aging stabilization. Polyamide absorbs moisture from its surroundings (2.8% on average). However, this moisture is not in the form of crystallization water in the plastic itself, but chemically bonded $H_2O$ groups in the molecule structure. This makes the plastic flexible and resistant to breakage, even at temperatures as low as -60°C. PA belongs to inflammability class V2 to V0 as per UL 94. The polyamide used by Phoenix Contact is silicone- and halogen-free and is suitable for use at temperatures between -60°C and +125°C.

**Polycarbonate (PC)**

Polycarbonate has a high mechanical strength and chemical resistance. Rigidity, dimensional stability, and good heat distortion resistance are further distinguishing features of this material. Polycarbonate is used to manufacture particularly smooth and stable marking materials. The polycarbonate used by Phoenix Contact is silicone- and halogen-free. It absorbs little moisture and is suitable for use at temperatures between -40°C and +125°C.

**Polycarbonate/Acrylonitrile butadiene styrene (PC/ABS)**

PC/ABS blends are amorphous thermoplastics which are characterized by high impact strength potential even at low temperatures. They are resistant to acids and lyes, for example. In addition to benefiting from a high dimensional accuracy and low distortion tendency, they absorb little moisture. The products manufactured from these blends have high-gloss surfaces. Temperature range: -50°C to +90°C.

**Acrylonitrile butadiene styrene (ABS)**

ABS is a copolymer. It has a high impact strength and is strong and hard. The ABS used by Phoenix Contact is silicone-free and is suitable for use at temperatures between -40°C and +85°C.

**Polyvinyl chloride (PVC)**

PVC has a long service life. It is characterized in particular by its outstanding mechanical strength and high chemical resistance. Neither oxygen nor ozone affects PVC. The material is resistant to corrosive salt solutions and most acids. The polyvinyl chloride used by Phoenix Contact is silicone-free and is suitable for use in temperatures between -30°C and +80°C.

**Polyester**

Polyester is a chemical-resistant material. It is ideally suited to printing, shaping, and punching. Polyester is resistant to UV radiation and absorbs little moisture. The polyester used by Phoenix Contact is silicone- and halogen-free. Depending on its composition, it is suitable for use in temperatures between -40°C and +150°C.

**Polyolefin**

Polyolefines are semi-crystalline thermoplastics, which can be easily processed as extrusion profiles (shrink sleeves). They are characterized by good chemical resistance. Silicone-free, temperature range: 55°C to +125°C.

**Polyethylene (PE)**

Polyethylene is a thermoplastic material which is highly resistant to acids, alkalis, and other solvents. PE absorbs hardly any moisture and has high durability and breaking elongation. Silicone- and halogen-free, temperature range: -40°C to +80°C.

**Halogen-free**

The term halogen-free, based on international standards for base materials for PCBs (e.g., IEC 61249-2-21, IPC 4101 C), relates to the elements chlorine and bromine in flame protection agents. This also forbids the use of flame protection agents containing halogen in accordance with DIN EN ISO 1043-4.

This means that, according to the definition in the ZVEI position paper (requirements for the use of halogen-free products in the electrical and electronics industry), no flame protection agents containing halogen or PVC are present in the components.

## Inflammability classification

### UL 94 V0/1/2

The inflammability tests for plastics have been defined by the Underwriters Laboratory (USA) in regulation UL 94. This applies to all areas of application, but in particular to electrical engineering. Inflammability of the plastic material is examined in the test laboratory in a horizontal (HB - Horizontal Burn) or vertical (V - Vertical Burn) test with a naked flame. In order of increasing resistance to combustion, the evaluation classes are HB, V1, V2, V0. Test results are listed on "yellow cards" and are published annually in the Recognized Component Directory.

The flash point, the combustion point, and the ignition point of a material are decisive with regard to behavior in fire. The tests show that the classifications of UL 94 V1/2/0 are stricter than those of UL 94 HB.

The test bar is clamped vertically and flame-treated several times. Each flame treatment lasts 10 seconds. Between the flame treatments, the time until the test bar is extinguished is measured. Afterwards, the afterburning times and the drip behavior are evaluated.

This test setup is not suitable for foils and/or very thin test objects that shrink when exposed to the heat of the flame.

Phoenix Contact only uses plastics which conform to UL 94 V1/2/0.

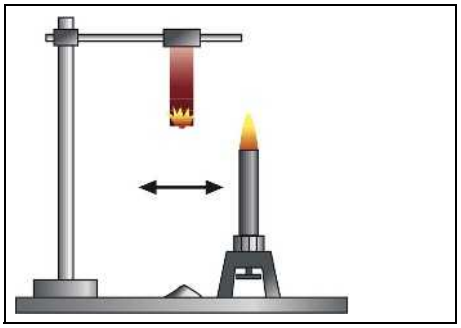

Test setup according to UL 94 V0/1/2

**Classification**

| | UL 94 V0 | UL 94 V1 | UL 94 V2 | UL 94 HB |
|---|---|---|---|---|
| Burning time after each flame treatment | ≤ 10 s | ≤ 30 s | ≤ 10 s | – |
| Total burning time after 10 flame treatments | ≤ 50 s | ≤ 250 s | ≤ 250 s | – |
| Glowing time after the 2nd flame treatment | ≤ 30 s | ≤ 60 s | ≤ 60 s | – |
| Complete burn-off | No | No | No | Yes |
| Ignition of the absorbent cotton under the sample | No | No | Yes | – |

## Halogen-free flame protection

### DIN EN ISO 1043-4

Halogens are the chemical elements astatine, fluorine, chlorine, bromine, and iodine. One characteristic of the halogen compounds of bromine and chlorine relates to the reduction in the degree of inflammability when used in plastics. In the event of fire, poisonous corrosive gases are formed. Secondary damage attributable in part to the water used to extinguish the fire can also be caused. For this reason, Phoenix Contact does not use any flame protection systems which contain halogen or other additives. Polyamide, polycarbonate, polycarbonate/acrylonitrile butadiene styrene, acrylonitrile butadiene styrene, and polyolefines feature halogen-free flame protection systems.

## Aging test

### IEC 60947-7-1/-2

Modular terminal blocks are characterized, among other things, by long life cycles and their ability to safely withstand continuous temperatures of +125°C. In order to ensure that the labeling of these terminal blocks also meets these requirements, Phoenix Contact uses labeling materials with heat stabilizers.

To simulate usage over several years, the marking materials, together with the terminal blocks or conductors, are subjected to a defined temperature cycle in the climate cabinet. The minimum temperature in the climate cabinet is set to +20°C and the maximum temperature to +120°C (+80°C for PVC). The test objects reach the maximum permissible operating temperature during the warming phase and the 10-minute pause phase. The cooling down phase follows. This test consists of a total of 192 cycles.

Without exception, Phoenix Contact marking materials are tested according to IEC 60947-7-1/-2. All plastics used also have sufficient safety reserves.

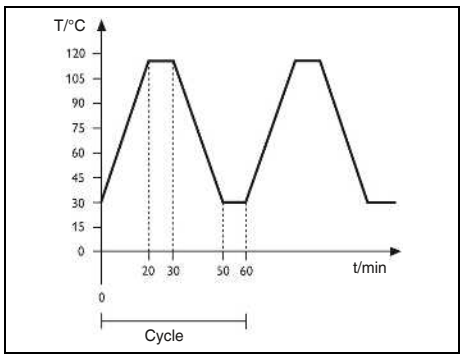

Temperature in relation to time

## Resistance to oil and chemicals

### In accordance with DIN EN ISO 175

Physical and/or chemical processes/ reactions can occur as a result of external media, such as liquids or gases. This can result in a change to the plastic's properties. The plastic can be damaged or even destroyed. Imprints and labels can also be affected by these changes.

In order to prevent this from happening, Phoenix Contact uses only plastics and printing/labeling materials which have been tested based on DIN EN ISO 175.

| Chemical | Weight % |
|---|---|
| **Alkalis** | |
| Sodium hydroxide solution | 3 |
| Potassium hydroxide solution | 3 |
| Ammonium hydroxide (ammonia water) | 25 |
| **Alcohols** | |
| Ethanol | 100 |
| 1-propanol | 100 |
| 2-propanol | 100 |
| Diethylene glycol | 100 |
| **Aldehyde/ketones** | |
| Ethyl acetate | 100 |

| Chemical | Weight % |
|---|---|
| **Oils, greases, aliphatic, and aromatic hydrocarbons** | |
| IRM 902 | 100 |
| IRM 903 | 100 |
| ASTM No.1 | 100 |
| Xylol | 100 |
| Test benzene (180/220) | 100 |
| Hycut SU 68 | 100 |
| Hycut SET 46 | 100 |
| Shell Tellus 92 | 100 |
| **Aqueous salt solutions** | |
| Sodium chloride | 5 |
| Potassium chloride | 5 |
| Ammonium chloride (ammonia solution) | 100 |

## UV light resistance

### In accordance with DIN EN ISO 4892-2 and DIN EN ISO 60068-2-5

UV-B components restrict mechanical properties in plastics. As a consequence, imprints and labels can be damaged to a greater or lesser extent dependent upon the type of plastic.

Marking materials from Phoenix Contact can be stored in dry as well as humid atmospheres under UV radiation and are tested in accordance with the aforementioned standards.



## Corrosion test

### DIN 50018

Extreme ambient influences impose demanding requirements on components and their labeling and marking.

The following test method, based on DIN 50018, describes the corrosion test in an alternating condensation climate with an atmosphere that contains sulfur dioxide.

Two liters of distilled water and one liter of $SO_2$ gas are introduced into a climate cabinet. During the test and at a test temperature of 40°C, an acidic atmosphere is formed, which affects the material surfaces of the test objects. After eight hours of testing, the test objects dry for 16 hours with the door open. Finally, a microscopic visual check is performed.

All marking materials used by Phoenix Contact conform to this demanding standard and are resistant to aggressive substances.

## Salt spray

### IEC 60068-2-11/-52

Particularly in shipbuilding, technical components have to be marked and must remain permanently legible in corrosive atmospheres. The salt content of the air in combination with the increased humidity places high demands on the imprints and materials used. The impact of the climate at sea can be simulated on the basis of IEC 60068-2-11/-52.

The resistance of the materials in a corrosive atmosphere is tested using salt spray. The test objects are placed in the test chamber and subjected to a finely dosed spray of 5% sodium chloride solution (NaCl; pH value 6.5 - 7.2) at a temperature of +35°C for a period of 96 hours.
A microscopic inspection is performed after the test.

Phoenix Contact marking materials fulfill these stringent requirements and can be used even in extreme climatic conditions.



## Resistance to solvents

### In accordance with EN 60464-2:2001

Markings and labels must be resistant to a variety of solvent vapors. Based on the above standard, imprints and labels are stored in acetone, n-hexane, and ethanol for a period of 10 days and must be legible at the end of this time. Phoenix Contact marking materials are solvent-resistant and fulfill the stringent requirements.

## Scratch resistance

### In accordance with DIN EN ISO 1518

Labels and imprints must also be resistant to external, point, and/or linear mechanical loads.

For this reason, Phoenix Contact tests all labels and imprints for scratch resistance in accordance with the aforementioned standard. The test is carried out by applying a scratching tool with a hemispherical tip (1 mm in diameter) to the test objects. Depending on the printing procedure, a force of between 2 N and 6 N is applied. This is followed by a visual and microscopic inspection of the test objects. Phoenix Contact marking materials fulfill these high mechanical requirements.



## Resistance to abrasion

### According to KIMW 003, Part 1 In-house standard of the Lüdenscheid Plastics Institute

Labels and imprints must be resistant to externally applied surface loads. The aforementioned in-house standard prescribes grouping labels and imprints in load classes. A felt disk (hardness H1 according to DIN 61200) is subjected to various numbers of strokes (1000, 10,000, 30,000) with a pressure force of 1 N, 2 N, and/or 4 N. Imprints are classified into the various load classes defined in the in-house standard on the basis of the pressure force and the number of strokes at which they sustain damage.

Phoenix Contact imprints and labels meet the requirements of the highest load class K9 (30,000 strokes with 4 N pressure force).

## Abrasion and wipe resistance

### According to DIN EN 61010-1

Labels and imprints must be resistant to standard industrial cleaning agents. The aforementioned standard prescribes the use of a soft cloth with water, isopropanol, petroleum ether, and n-hexane to clean labels and imprints. They must remain clearly legible after cleaning.

Phoenix Contact marking materials fulfill the stringent requirements as regards abrasion and wipe resistance and can be used in all applications.

## Vibration resistance

### According to IEC 60068-2-6

This test demonstrates the vibration resistance and the secure seating of the marking materials under the influence of continuous vibrations. Harmonic, sinusoidal vibrations are applied to the test object to simulate rotating, pulsating or oscillating forces. The test is performed on each of the three spatial axes (x, y, z). In the test, the object runs through a frequency range of 3 Hz to 150 Hz at a speed of one octave per minute. The r.m.s. value of the acceleration is up to 50 m/s². The test objects are tested in the three axes for two hours each. The marking materials must not be damaged in such a way that would impair their continued use.

All Phoenix Contact marking materials meet the requirements of the standard and are particularly suitable for applications in which they are subjected to high levels of vibration.

## Vibration test

### According to DIN EN 61373 - broadband noise (intensity according to DIN EN 50155)

In many applications and especially in traffic technology, labeling materials are subjected to vibrations and shocks. For a practical simulation of vibration stress, the test objects are tested for vibration resistance at increasing and decreasing frequencies and amplitudes. In the test, the objects run through a frequency range of 5 Hz to 150 Hz. The r.m.s. value of the acceleration is up to 42.5 m/s². The test objects are tested for five hours in each of the three axes (x, y, z). The components and marking materials must not be damaged in such a way that would impair their continued use.

All Phoenix Contact marking materials fulfill these stringent vibration requirements.

## Grid test

### In accordance with DIN EN ISO 2409

A Sellotape test is conducted based on DIN EN ISO 2409. A transparent strip of self-adhesive tape with an adhesive strength of 10 ± 1 N is attached to the print or label to be tested. It is then pulled away from the surface at an angle of 60° to the direction of tensile force at a speed of 1 cm/s.

There should be no marks from the print on the adhesive tape after the test.

Phoenix Contact marking materials meet the requirements of this standard. They are tough and resistant to peeling.

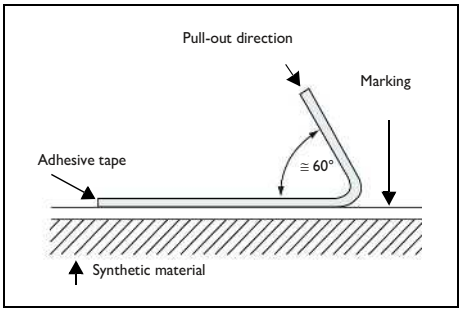


Test setup

## Adhesive strength test

### In accordance with FINAT test method No. 2

The purpose of this test is to compare the adhesive strength of labels on various base materials. To this end, a strip of labels (25 mm x 175 mm) is applied to the respective base material with a specified force. After a defined storage period, the strip is removed from the base material at an angle of 90° and a speed of 300 mm/min. The adhesive strength is specified in N/25 mm. The test therefore enables the most suitable label for the application to be selected.

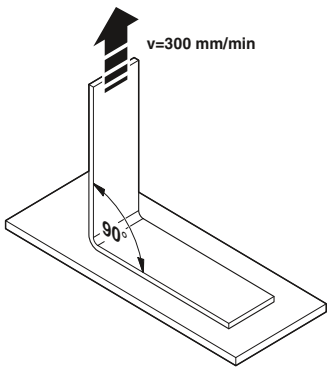

## Cutting

**Shear cutting**

Ratchet-driven cable cutters are a quick and reliable solution for cutting conductors and cables in the upper cross-section range up to 1400 mm². Special cutting geometries help to ensure that the tool is easily accessible and can be relied upon to produce burr-free right-angle cuts. In this cutting procedure, which is also known as shear cutting, the two blades move towards and past one another and cut (shear) the material without burring. DIN 8588 describes this procedure as severing.

**Bite cutting**

During bite cutting, the material is severed by two wedge-shaped blades moving in opposite directions. The wedge angle set for the blades is deliberately large and stable. In addition to the hardening of the entire tool, the cutting area is subsequently hardened again inductively to 62 HRC. This makes it possible to sever even extremely hard materials such as piano wire and spring steel with a tensile strength of up to 2300 N/mm² without damaging the tool. Bite cutting is suitable only to a limited extent for cutting through cables and lines.

The high-quality CUTFOX cutting tools from Phoenix Contact can be relied upon for long-term stability and permanently consistent results.



Shear cutting



Bite cutting

## Stripping

Stripping describes removing the insulation of conductors up to 16 mm². In the case of larger conductor cross sections and multiple-wire and multi-layer conductors and cables, only the outer insulation sheath is removed. The length of the insulation to be removed varies dependent upon terminal point and connector. Removing the insulation must not damage either the individual inner wires or the braided shield. The remaining insulation must also remain intact, although pressure points on and color changes in the insulation material are permitted. Further faults that need to be prevented are stipulated in DIN IEC 60352.

Suitable blade geometries are used to process special insulation materials.
V blades are used for both hard (e.g., Teflon/Radox®) and soft ductile rubber insulations (silicone).

Phoenix Contact WIREFOX automatic stripping pliers can remove insulation quickly and correctly.




Cable stripped correctly according to DIN IEC 60352




Cable stripped incorrectly according to DIN IEC 60352

## Crimping/pressing/crushing

Crimping describes the joining of contact and conductor mechanically. In addition to crimping, two other terms are used dependent upon the type of deformation. A distinction is made between squeezing (for insulated cable lugs) and pressing (for ferrules and uninsulated cable lugs). Flat plugs are described as being crimped.

A number of important points must be considered in order to establish a reliable connection between contact and conductor:

- The conductor must be processed correctly
- The contact and the conductor must be compatible
- The conductor must be positioned correctly in the contact
- A suitable crimping tool must be selected

Professional crimping pliers are always equipped with a releasing pressure lock. They unlock as soon as the required crimping pressure is attained, thereby ruling out the possibility of too little pressure. This guarantees the user a constant crimping result with maximum pull-out values.

The DIN EN 60352-1 and DIN EN 60999-1 standards are among the references used to assess crimping results. In addition to a variety of electrical and mechanical tests, conductor pull-out tests are the decisive criterion.

All Phoenix Contact crimping tools have been adjusted and tested according to valid standards. They ensure gas-tight crimping that will remain stable in the long-term.



## Pressing



**WM crimp**
For pressing ferrules according to DIN 46228-1 and DIN 46228-4. Areas of application for conductor sizes 10 - 50 mm².

**B crimp**
For pressing uninsulated flat plugs and slip-on sleeves. Areas of application for conductor sizes 0.1 - 6 mm².

**Hex crimp**
For pressing uninsulated tube lugs, coaxial plug-in connectors, and fiber optic plug-in connectors. Areas of application for conductor sizes 0.5 - 6 mm². Coaxial: 1.73 mm; 2.54 mm; 8.23 mm, 10.54 mm, and 10.9 mm. FO: 3.25 mm, 3.84 mm, 4.52 mm, 5.0 mm, and 5.41 mm.

**Square crimp**
For pressing ferrules according to DIN 46228. Areas of application for conductor sizes 0.14 - 10 mm².

**Indent/prong crimp**
For pressing uninsulated cable lugs. Areas of application for conductor sizes 0.75 - 10 mm².

**Trapezoid crimp**
For pressing ferrules according to DIN 46228-1 and DIN 46228-4. Areas of application for conductor sizes 0.25 - 10 mm².

**Oval crimp**
For pressing insulated cable lugs and connectors. Areas of application for conductor sizes 0.1 - 6 mm².

**Double indent crimp**
For pressing uninsulated cable lugs. Areas of application for conductor sizes 0.75 - 10 mm².

## Conductor pull-out test

### DIN EN 60352-2

In practice, crimping points can be affected by tensile forces during wiring or operation. Therefore, crimped contacts must offer a high degree of mechanical safety. To test the tensile load capacity of the crimp, a predefined cross-sectional tensile force is applied for a period of 60 seconds. The tensile force exerts stress on the conductor at the crimping point. The crimp must withstand the load without sustaining damage.

The test results for Phoenix Contact contacts are significantly higher than the minimum values required by the standard.



## Conductor cross sections/conductor pull-out forces

**Structure and dimensions of connecting cables**
**Conductor pull-out forces**

| AWG/kcmil | Metric conductor cross section [mm²] | Comparable conductor cross section [mm²] | Crimping sleeves DIN EN 60352-2 (11/2006) [N] [2]) | Ferrules IEC EN 60999 [1]) (up to 35 mm²) [N] [3]) | Ferrules IEC EN 60947-7-1 (35 mm² and above) [N] [3]) |
|---|---|---|---|---|---|
| 30 | 0.0507 | 0.05 | 6 | | |
| (29) | 0.0647 | | | | |
| 28 | 0.0804 | 0.08 | 11 | | |
| (27) | 0.102 | | | | |
| 26 | 0.128 | 0.12 | 15 | | |
| (25) | 0.163 | 0.14 | 18 | | |
| 24 | 0.205 | 0.22 | 28 | 10 | |
| (23) | 0.259 | 0.25 | 32 | | |
| 22 | 0.325 | 0.32 | 40 | 15 | |
| (21) | 0.412 | | | | |
| 20 | 0.519 | 0.5 | 60 | 20 | |
| (19) | 0.653 | 0.75 | 85 | 30 | |
| **18** | 0.824 | 0.82 | 90 | 30 | |
| (17) | 1.04 | 1 | 108 | 35 | |
| **16** | 1.307 | 1.3 | 135 | 40 | |
| (15) | 1.651 | 1.5 | 150 | 40 | |
| **14** | 2.082 | 2.1 | 200 | 50 | |
| (13) | 2.627 | 2.5 | 230 | 50 | |
| 12 | 3.307 | 3.3 | 275 | 60 | |
| (11) | 4.169 | 4 | 310 | 60 | |
| **10** | 5.26 | 6 | 360 | 80 | |
| (9) | 6.633 | | | | |
| **8** | 8.367 | 8.4 | 370 | 90 | |
| (7) | 10.55 | 10 | 380 | 90 | |
| **6** | 13.229 | | | 100 | |
| (5) | 16.767 | 16 | | | |
| **4** | 21.148 | | | 135 | |
| (3) | 26.667 | 25 | | 156 | |
| 2 | 33.624 | 35 | | 190 | |
| **1** | 42.406 | | | | 236 |
| **0** | 53.482 | 50 | | | 236 |
| **00** | 67.43 | 70 | | | 285 |
| **000** | 85.014 | 95 | | | 351 |
| **0000** | 107.22 | 120 | | | 427 |
| **250 kcmil** | 127 | 120 | | | 427 |
| **300 kcmil** | 152 | 150 | | | 427 |
| **350 kcmil** | 177 | 185 | | | 503 |
| **400 kcmil** | 203 | | | | 503 |
| **500 kcmil** | 253 | 240 | | | 578 |
| **600 kcmil** | 304 | 300 | | | 578 |

[1]) DIN 57609 has been replaced by IEC EN 60999.
[2]) Pull-out values for open and closed crimping sleeves and insulated crimping sleeves.
[3]) Pull-out values for ferrules, insulated and uninsulated.

## Gas tightness

Corrosion-free contact areas are a prerequisite for high-performance and low-resistance connections. The corrosion test described below shows that when used correctly at contact points, Phoenix Contact crimping tools and connectors achieve a permanent gas-tight connection that remains intact even when exposed to aggressive substances.

The test method, which is based on DIN 50018, describes the corrosion test in an alternating condensation climate with an atmosphere that contains sulfur dioxide.

Two liters of distilled water and one liter of $SO_2$ gas are introduced into a climate cabinet. At a test temperature of 40°C, acidic compounds < Ph 7 form during the test and attack the metal surfaces. After eight hours of testing, the test objects dry for 16 hours with the door open. A visual check follows. Before and after the corrosion test, the contact resistance of the contacts is recorded according to DIN EN 60512-2-1:2002. Changes that can be attributed to the effects of corrosion are investigated.

## Color codes

Conductors are marked in different colors so that different types can be identified more easily. Conductor cross sections and their corresponding color codes are listed in the table.

| Conductor cross section | | Color |
|---|---|---|
| [mm²] | AWG | |
| 0.1 - 0.5 | 26 - 20 | yellow/light green |
| 0.25 - 0.75 | 24 - 18 | green |
| 0.5 - 1.5 | 20 - 16 | red |
| 1.5 - 2.5 | 16 - 14 | blue |
| 4 - 6 | 12 - 10 | yellow |
| 10 | 8 | red |
| 16 | 6 | blue |
| 25 | 4 | yellow |

## Tightening torque of terminal block screws

### DIN EN 60947-1

Table 4 of the standard specifies the tightening torque to demonstrate the mechanical strength of screw connections/ screw terminal blocks.

Although these torques are sufficient for connecting conductors with Phoenix Contact terminal blocks,

the table opposite lists recommended tightening torques which differ from those in this standard and will ensure gas-tight connections that remain stable in the long term.

Phoenix Contact torque screwdrivers can be set to the corresponding torques.

**Extract from DIN EN 60947-1/ EN 60947-1, Table 4**

The torque according to IEC/EN and the recommended tightening torque for Phoenix Contact terminal blocks are specified.

**Head screw with slot**

| Thread | Torque [Nm] |
|---|---|
| M 1.6 | 0.1* |
| M 2.0 | 0.2* |
| M 2.5 (M 2.6) | 0.4* |
| M 3 | 0.5* |
| M 4 | 1.2* |
| M 4.5 | 1.8* |
| M 5 | 2.0* |
| M 6 | 2.5* |
| M 8 | 3.5* |
| M 10 | 4.0* / 10** |
| M 12 | 14** |
| M 14 | 19** |
| M 16 | 25** |
| M 20 | 36** |
| M 24 | 50** |

* Valid for nuts and screws tightened with screwdrivers.
**Valid for nuts and screws that can be tightened with tools other than screwdrivers.

## Color designations

| Color | Code |
|---|---|
| White | WH |
| Red | RD |
| Blue | BU |
| Green | GN |
| Yellow | YE |
| Gray | GY |
| Brown | BN |
| Orange | OG |
| Black | BK |
| Turquoise | TQ |
| Ivory | IV |
| Beige | BE |
| Olive | OL |

# DIN rails

## DIN rails/grounding busbars
## Excerpt from IEC 60947-7-2/EN 60947-7-2/DIN EN 60947-7-2/VDE 0611-3

| Phoenix Contact type | Rail profile | Material | Short circuit stability ≙ E CU conductor [mm²]* | Short-time current resistance 1 s [kA] | Max. permissible thermal nominal current for PEN function [A] |
|---|---|---|---|---|---|
| NS 15 UNPERF 2000MM | DIN rail according to EN 60715 -15 x 5.5 | Steel | 10 | 1.2 | * * |
| NS 15 PERF 2000MM | DIN rail according to EN 60715 -15 x 5.5 | Steel | 10 | 1.2 | * * |
| NS 15-AL PERF 2000MM | DIN rail, dimensions according to EN 60715 -15 x 5.5 | Aluminum | 16 | 1.92 | 76 |
| | | | | | |
| NS 32 UNPERF 2000MM | G-profile rail according to EN 60715 – G 32 | Steel | 35 | 4.2 | * * |
| NS 32 PERF 2000MM | G-profile rail according to EN 60715 – G 32 | Steel | 35 | 4.2 | * * |
| NS 32-CU/35 QMM UNPERF 2000MM | G-profile rail, dimensions according to EN 60715 – G 32 | Copper | 120 | 14.4 | 269 |
| NS 32-CU/120 QMM UNPERF 2000MM | G-profile rail, similar to EN 60715 – G 32 | Copper | 150 | 18.0 | 309 |
| | | | | | |
| NS 35/7,5 UNPERF 2000MM | DIN rail according to EN 60715 – 35 x 7.5 | Steel | 16 | 1.92 | * * |
| NS 35/7,5 PERF 2000MM | DIN rail according to EN 60715 – 35 x 7.5 | Steel | 16 | 1.92 | * * |
| NS 35/7,5 ZN UNPERF 2000MM | DIN rail, similar to EN 60715 – 35 x 7.5 | Steel | 16 | 1.92 | * * |
| NS 35/7,5 ZN PERF 2000MM | DIN rail, similar to EN 60715 – 35 x 7.5 | Steel | 16 | 1.92 | * * |
| NS 35/7,5 V2A UNPERF 2000MM | DIN rail, similar to EN 60715 – 35 x 7.5 | Steel | 16 | 1.92 | * * |
| NS 35/7,5-CU UNPERF 2000MM | DIN rail, similar to EN 60715 – 35 x 7.5 | Copper | 50 | 6.0 | 150 |
| NS 35/7,5-AL UNPERF 2000MM | DIN rail, similar to EN 60715 – 35 x 7.5 | Aluminum | 35 | 4.2 | 125 |
| | | | | | |
| NS 35/15-2,3 UNPERF 2000MM | DIN rail according to EN 60715 – 35 x 15 | Steel | 50 | 6.0 | * * |
| NS 35/15 UNPERF 2000MM | DIN rail, similar to EN 60715 – 35 x 15 | Steel | 25 | 3.0 | * * |
| NS 35/15 PERF 2000MM | DIN rail, similar to EN 60715 – 35 x 15 | Steel | 25 | 3.0 | * * |
| NS 35/15 ZN UNPERF 2000MM | DIN rail, similar to EN 60715 – 35 x 15 | Steel | 25 | 3.0 | * * |
| NS 35/15 ZN PERF 2000MM | DIN rail, similar to EN 60715 – 35 x 15 | Steel | 25 | 3.0 | * * |
| NS 35/15-CU UNPERF 2000MM | DIN rail, similar to EN 60715 – 35 x 15 | Copper | 95 | 11.4 | 232 |
| NS 35/15-AL UNPERF 2000MM | DIN rail, similar to EN 60715 – 35 x 15 | Aluminum | 70 | 8.4 | 192 |

* Cross sections calculated according to IEC 60439-1/EN 60439-1/DIN EN 60439-1/VDE 0660-500.
* * Grounding busbars made from steel are not permitted for the PEN function.

## Overview of certification bodies and safety marks

| Certification bodies and approvals | | Country code |
|---|---|---|
| CB scheme | IECEE CB Scheme<br>(in combination with certifying body) | International |
| CCA | CENELEC Certification Agreement (CCA inspection report)<br>(in combination with certifying body) | EU |
| | Canadian Standards Association (CSA) | CA |
| | Underwriters Laboratories Inc. (UL) | US |
| | Underwriters Laboratories Inc. (UL)<br>- UL approval for Canada - | CA |
| | Underwriters Laboratories Inc. (UL)<br>Combined logo<br>- UL approval for the USA and Canada - | US<br>CA |
| | INSIEME PER LA QUALITA'E LA SICUREZZA | IT |
| | Gosudarstvenne Komitet Standartov (GOST) | RU |
| KEMA KEUR | DEKRA Certification B.V. | NL |
| ÖVE | Österreichischer Verband für Elektrotechnik | AT |
| SABS | South African Bureau of Standards | ZA |
| SEV | electrosuisse SEV Verband für Elektro-, Energie- und Informationstechnik | CH |
| VDE | Verband Deutscher Elektrotechniker e.V.(VDE)<br>– Approval of drawings<br>– Reports with production monitoring | DE |
| | Berufsgenossenschaft (BG)<br>GS - Geprüfte Sicherheit | DE |
| TÜV | TÜV Rheinland Industrie Service GmbH | DE |

| Ex Explosion protection | | Country code |
|---|---|---|
| FM APPROVED | FM Approvals | US |
| DEKRA | DEKRA Certification B.V. | NL |
| PTB | Physikalisch-Technische Bundesanstalt | DE |
| QS International | QS Schaffhausen | CH |
| VTT | VTT Expert Services Oy | FI |
| IBExU | IBExU Institut für Sicherheitstechnik GmbH | DE |
| uc | TÜV Rheinland do Brasil | BR |
| | Underwriters Laboratories Inc. (UL) | US |
| TÜV NORD | TÜV Nord | DE |
| DEKRA | DEKRA EXAM GmbH | DE |

| Ship classification societies | | Country code |
|---|---|---|
| | Bureau Veritas | FR |
| GL | Germanischer Lloyd AG | DE |
| Lloyd's Register | Lloyd's Register EMEA | GB |
| ClassNK | Nippon Kaiji Kyokai | JP |
| DNV | Det Norske Veritas | NO |
| | Polski Rejestr Statków | PL |
| | Russian Maritime Register of Shipping | RU |
| KR | Korean Register of Shipping | KR |
| ABS | American Bureau of Shipping | US |

**Note:**
Subject to changes that serve the purpose of technical progress.

| Type | Order No. | Page |
|---|---|---|
| **A** | | |
| A 0,25- 5 | 3202465 | 444 |
| A 0,25- 7 | 3202478 | 444 |
| A 0,34- 7 | 3009202 | 444 |
| A 0,5 - 6 | 3200218 | 444 |
| A 0,5 - 8 | 3202481 | 444 |
| A 0,5 -10 | 3202494 | 444 |
| A 0,75- 6 | 3200221 | 444 |
| A 0,75- 8 | 3202504 | 444 |
| A 0,75-10 | 3200234 | 444 |
| A 1 - 6 | 3200247 | 444 |
| A 1 - 8 | 3202517 | 444 |
| A 1 -10 | 3200250 | 444 |
| A 1,5 - 7 | 3200263 | 444 |
| A 1,5 -10 | 3200276 | 444 |
| A 1,5 -12 | 3202588 | 444 |
| A 1,5 -15 | 3202591 | 444 |
| A 1,5 -18 | 3202601 | 444 |
| A 2,5 - 7 | 3200289 | 444 |
| A 2,5 -12 | 3200292 | 444 |
| A 2,5 -18 | 3202821 | 444 |
| A 4 - 9 | 3200302 | 444 |
| A 4 -12 | 3200315 | 444 |
| A 4 -18 | 3202834 | 444 |
| A 6 -10 | 3202520 | 444 |
| A 6 -12 | 3200328 | 444 |
| A 10 -12 | 3200331 | 444 |
| A 10 -18 | 3200344 | 444 |
| A 16 -12 | 3200425 | 444 |
| A 25 -12 | 3200357 | 444 |
| A 25 -15 | 3200360 | 444 |
| A 25 -18 | 3200373 | 444 |
| A 25 -20 | 3200386 | 444 |
| A 35 -18 | 3200399 | 444 |
| A 35 -20 | 3200409 | 444 |
| A/U CM | 5021110 | 505 |
| AB-SK | 3025341 | 525 |
| AB-SK 65 | 3026489 | 525 |
| AB-SK 65-D | 3026900 | 527 |
| AB-SK 65-D INSULATED | 3040889 | 527 |
| AB-SK TOP | 3062090 | 524 |
| AB-SK TOP INSULATED | 3062074 | 524 |
| AB-SK-D TOP | 3062100 | 526 |
| AB-SK-D TOP INSULATED | 3062087 | 527 |
| AB-SK/E | 3026476 | 530 |
| AB-SK/E-NS 35 | 3213111 | 530 |
| AB-SKS 60 | 3240223 | 525 |
| AB/NS | 1201141 | 503 |
| AB/SKS | 3240224 | 528 |
| AB/SS | 0404428 | 508 |
| AB/SS-M | 3025888 | 528 |
| AB2/SS | 0404431 | 508 |
| AB3/SS | 0800086 | 508 |
| ABN 2/SS | 0404460 | 508 |
| AH-ME | 3240265 | 504 |
| AI 0,25- 6 BU | 3203040 | 447 |
| AI 0,25- 6 YE | 3203024 | 445 |
| AI 0,25- 8 YE | 3203037 | 445 |
| AI 0,25-12 BU | 3200632 | 447 |
| AI 0,34- 6 TQ | 3203053 | 447 |
| AI 0,34- 8 TQ | 3203066 | 447 |
| AI 0,34-12 TQ | 3200645 | 447 |
| AI 0,5 - 6 OG | 3201301 | 447 |
| AI 0,5 - 6 WH | 3200687 | 445 |
| AI 0,5 - 8 OG | 3201123 | 447 |
| AI 0,5 - 8 OG-B | 3201563 | 479 |
| AI 0,5 - 8 WH | 3200014 | 445 |
| AI 0,5 - 8 WH -1000 | 3200881 | 445 |
| AI 0,5 - 8 WH-B | 3201369 | 479 |
| AI 0,5 - 8 WH-GB | 1208966 | 448 |
| AI 0,5 -10 WH | 3201275 | 445 |
| AI 0,5 -12 WH | 3200506 | 445 |
| AI 0,75- 6 GY | 3200690 | 445 |
| AI 0,75- 6 WH | 3201314 | 447 |
| AI 0,75- 8 BU | 3200027 | 446 |
| AI 0,75- 8 BU-B | 3201547 | 479 |
| AI 0,75- 8 GY | 3200519 | 445 |
| AI 0,75- 8 GY -1000 | 3200894 | 445 |
| AI 0,75- 8 GY-B | 3201372 | 479 |
| AI 0,75- 8 GY-GB | 1208979 | 448 |
| AI 0,75- 8 WH | 3201110 | 447 |
| AI 0,75- 8 WH-B | 3201576 | 479 |
| AI 0,75-10 GY | 3201288 | 445 |
| AI 0,75-12 GY | 3200849 | 445 |
| AI 1 - 6 RD | 3200742 | 445 |
| AI 1 - 6 YE | 3201327 | 447 |
| AI 1 - 8 RD | 3200030 | 445 |
| AI 1 - 8 RD -1000 | 3200904 | 445 |
| AI 1 - 8 RD-B | 3201385 | 479 |
| AI 1 - 8 RD-GB | 1208982 | 448 |
| AI 1 - 8 YE | 3201097 | 447 |
| AI 1 - 8 YE-B | 3201589 | 479 |
| AI 1 -10 RD | 3200182 | 445 |
| AI 1 -10 RD-GB-1000 | 1208869 | 448 |
| AI 1 -12 RD | 3200674 | 445 |
| AI 1,5 - 6 BK | 3200755 | 445 |
| AI 1,5 - 8 BK | 3200043 | 445 |
| AI 1,5 - 8 BK -1000 | 3200917 | 445 |
| AI 1,5 - 8 BK-B | 3201398 | 479 |
| AI 1,5 - 8 BK-GB-1000 | 3202892 | 448 |
| AI 1,5 - 8 RD | 3201136 | 447 |
| AI 1,5 - 8 RD-B | 3201592 | 479 |
| AI 1,5 -10 BK | 3200195 | 445 |
| AI 1,5 -10 BK-GB-1000 | 1208872 | 448 |
| AI 1,5 -12 BK | 3201482 | 445 |
| AI 1,5 -18 BK | 3200056 | 445 |
| AI 2,5 - 8 BU | 3200522 | 445 |
| AI 2,5 - 8 BU -1000 | 3200920 | 445 |
| AI 2,5 - 8 BU-B | 3201408 | 479 |
| AI 2,5 - 8 GY | 3200069 | 446 |
| AI 2,5 - 8 GY-B | 3201550 | 479 |
| AI 2,5 -10 BU | 3202533 | 445 |
| AI 2,5 -12 BU | 3200962 | 445 |
| AI 2,5 -12 GY | 3200205 | 446 |
| AI 2,5 -18 BU | 3200580 | 445 |
| AI 2,5 -18 GY | 3200072 | 446 |
| AI 4 -10 GY | 3200535 | 445 |
| AI 4 -10 OG | 3200085 | 446 |
| AI 4 -12 GY | 3200959 | 445 |
| AI 4 -12 OG | 3200438 | 446 |
| AI 4 -18 GY | 3200593 | 445 |
| AI 4 -18 OG | 3200098 | 446 |
| AI 6 -12 BK | 3201107 | 447 |
| AI 6 -12 GN | 3200108 | 446 |
| AI 6 -12 YE | 3200548 | 445 |
| AI 6 -18 GN | 3200111 | 446 |
| AI 6 -18 YE | 3200603 | 445 |
| AI 0,25-8 BU-B | 3240250 | 479 |
| AI 0,25-8 YE-B | 3240251 | 479 |
| AI 0,34-8 TQ-B | 3240249 | 479 |
| AI 0,5-10 WH-GB | 3203150 | 448 |
| AI 0,5-8 WH-B 3000 | 3240663 | 451 |
| AI 0,75-10 GY-GB | 3203163 | 448 |
| AI 0,75-8 GY-B 3000 | 3240664 | 451 |
| AI 1,0-8 RD-S | 1212523 | 390 |
| AI 1,5-8 BK-B 2500 | 3240666 | 451 |
| AI 1,5-8 BK-S | 1212524 | 391 |
| AI 1-8 RD-B 3000 | 3240665 | 451 |
| AI 10 -12 BN | 3200124 | 446 |
| AI 10 -12 IV | 3201068 | 447 |
| AI 10 -12 RD | 3200551 | 445 |
| AI 10 -18 BN | 3200137 | 446 |
| AI 10 -18 RD | 3200616 | 445 |
| AI 16 -12 BU | 3200564 | 445 |
| AI 16 -12 GN | 3201152 | 447 |
| AI 16 -12 IV | 3201181 | 446 |
| AI 16 -18 BU | 3200629 | 445 |
| AI 16 -18 GN | 3201330 | 447 |
| AI 2,5-8 BU-B 1500 | 3240667 | 451 |
| AI 25 -16 BK | 3200412 | 446 |
| AI 25 -16 BN | 3201084 | 447 |
| AI 25 -16 YE | 3200577 | 445 |
| AI 25 -18 YE | 3201505 | 445 |
| AI 25 -22 BK | 3200739 | 446 |
| AI 25 -22 YE | 3200700 | 445 |
| AI 35 -16 BE | 3201071 | 447 |
| AI 35 -16 RD | 3200441 | 445 |
| AI 35 -18 RD | 3201495 | 445 |
| AI 35 -25 RD | 3200713 | 445 |
| AI 50 -20 BU | 3200454 | 445 |
| AI 50 -20 OL | 3201178 | 447 |
| AI 50 -25 BU | 3200726 | 445 |
| AI 70 -20 YE | 3201848 | 445 |
| AI 95 -25 RD | 3201853 | 445 |
| AI SORTI BOX ANT | 3202973 | 452 |
| AI SORTI BOX RD | 3202960 | 452 |
| AI SORTI BOX-E LGY | 3203008 | 452 |
| AI-TWIN 2X 0,5 - 8 WH | 3200933 | 450 |
| AI-TWIN 2X 0,75- 8 GY | 3200807 | 450 |
| AI-TWIN 2X 0,75-10 GY | 3200975 | 450 |
| AI-TWIN 2X 1 - 8 RD | 3200810 | 450 |
| AI-TWIN 2X 1 -10 RD | 3200988 | 450 |
| AI-TWIN 2X 1,5 - 8 BK | 3200823 | 450 |
| AI-TWIN 2X 1,5 -10 BK | 3201534 | 450 |
| AI-TWIN 2X 1,5 -12 BK | 3200991 | 450 |
| AI-TWIN 2X 2,5 -10 BU | 3200836 | 450 |
| AI-TWIN 2X 2,5 -13 BU | 3200878 | 450 |
| AI-TWIN 2X 4 -12 GY | 3201000 | 450 |
| AI-TWIN 2X 6 -14 YE | 3201013 | 450 |
| AI-TWIN 2X10 -14 RD | 3201026 | 450 |
| AI-TWIN 2X16 -16 BU | 3202847 | 450 |
| AI-TWIN 2X0,75-8 BU | 3240668 | 450 |
| AI-TWIN 2X1-12 RD | 3240679 | 450 |
| AI-TWIN 2X2,5-10 GY | 3240669 | 450 |
| AI-TWIN SORTI BOX BU | 3202986 | 452 |
| AI-TWIN SORTI BOX GY | 3202999 | 452 |
| AI-WM 0,5-8 WH | 3240542 | 175 |
| AI-WM 0,75-8 GY | 3240543 | 175 |
| AI-WM 1,5-8 WH | 3240545 | 175 |
| AI-WM 1-8 RD | 3240544 | 175 |
| AI-WM 2,5-8 BU | 3240572 | 175 |
| AI-XL 1,5- 8 BK | 3201916 | 449 |
| AI-XL 1,5-10 BK | 3201974 | 449 |
| AI-XL 2,5- 8 BU | 3201929 | 449 |
| AI-XL 2,5-12 BU | 3201987 | 449 |
| AI-XL 4 -10 GY | 3201932 | 449 |
| AI-XL 6 -12 YE | 3201945 | 449 |
| AI-XL 10 -12 RD | 3201958 | 449 |
| AI-XL 16 -12 BU | 3201961 | 449 |
| AI120 -27 BU | 3201822 | 445 |
| AK 4 | 0404017 | 510 |
| AK 16 | 0404033 | 511 |
| AK 35 | 0404046 | 511 |
| AKG 4 BK | 0421032 | 510 |
| AKG 4 BU | 0421016 | 510 |
| AKG 4 GNYE | 0421029 | 510 |
| AKG 16 BK | 0423030 | 511 |
| AKG 16 BU | 0423014 | 511 |
| AKG 16 GNYE | 0423027 | 511 |
| AKG 35 BK | 0424039 | 511 |
| AKG 35 BU | 0424013 | 511 |
| AKG 35 GNYE | 0424026 | 511 |
| AP 2 CM | 5022889 | 505 |
| AP 2-TU | 5022630 | 505 |
| AP 3 CM | 5022876 | 505 |
| AP 3-TNS 35 | 5022672 | 505 |
| AP 3-TU | 5022656 | 505 |
| AP-ES | 5022685 | 505 |
| AP-ME METER | 3034361 | 504 |
| AP-ME CM | 3034345 | 504 |
| APH-ME | 3034374 | 504 |
| APK 1 | 5022795 | 507 |
| APK-HP 2 METER | 5022818 | 507 |
| APK-TU | 5022805 | 507 |
| APT-ME | 3034358 | 504 |
| ASD BIT SET HN | 1209952 | 443 |
| AZK 35 | 0702997 | 509 |
| **B** | | |
| B-STIFT | 1051993 | 49 |
| BF 6,3 | 1209936 | 424 |
| BG/F | 1201060 | 502 |
| BG/F 1 | 1201112 | 502 |
| BG/S | 1201086 | 502 |
| BG/SA | 1201604 | 502 |
| BG/SH | 1201099 | 502 |
| BG/SHA | 1201594 | 502 |
| BHN 5,5 | 1209965 | 424 |
| BHN 8 | 1209978 | 424 |
| BHN 10 | 1209981 | 424 |
| BHN 13 | 1209994 | 424 |
| BLUEMARK CLED | 5147999 | 33 |
| BLUEMARK CLED CASE | 5146725 | 33 |
| BLUEMARK CLED SET | 5147400 | 33 |
| BLUEMARK CLED SET EN | 5147401 | 33 |
| BLUEMARK CLED-BASE | 5146669 | 33 |
| BLUEMARK CLED-FLUID-CARTR. | 5146662 | 33 |
| BLUEMARK CLED-MAG 20 | 5146655 | 33 |
| BLUEMARK CLED-MAG 40 | 5146668 | 33 |
| BLUEMARK CLED-STACKER 20 | 5146656 | 33 |
| BLUEMARK MAG AI-WM | 5146567 | 175 |
| BLUEMARK MAG AI-WM 2,5 | 5146640 | 175 |
| BLUEMARK MAG EM-M (100X60) | 0802742 | 231 |
| BLUEMARK MAG EM-M (27X15) | 0802736 | 231 |
| BLUEMARK MAG EM-M (27X18) | 0802737 | 231 |
| BLUEMARK MAG EM-M (49X15) | 0802738 | 231 |
| BLUEMARK MAG EM-M (60X15) | 0802739 | 231 |
| BLUEMARK MAG EM-M (60X30) | 0802740 | 231 |
| BLUEMARK MAG EM-M (85,6X54) | 0802741 | 231 |
| BLUEMARK MAG WM-M (29X8) | 0802743 | 161 |
| BLUEMARK MAG WM-M (40X15) | 0802744 | 161 |
| BLUEMARK MAG WM-M (60X15) | 0802746 | 161 |
| BLUEMARK MAG WM-M (D30) | 0802747 | 161 |
| BMK 15X 9 YE | 5031605 | 293 |
| BMK 15X 9 YE CUS | 0824229 | 293 |
| BMK 19X11 YE | 5031582 | 293 |
| BMK 19X11 YE CUS | 0824230 | 293 |
| BMK 20X 8 WH | 0805470 | 293 |
| BMK 20X 8 WH CUS | 0824231 | 293 |
| BMK 20X 8 YE | 5031388 | 293 |
| BMK 20X 8 YE CUS | 0824232 | 293 |
| BMK 38X11 YE | 5031676 | 293 |
| BMK 38X11 YE CUS | 0824233 | 293 |
| BMKL 12X12 WH | 5032361 | 292 |
| BMKL 12X12 WH CUS | 0824238 | 292 |
| BMKL 15X 9 WH | 0803663 | 292 |
| BMKL 15X 9 WH CUS | 0824239 | 292 |
| BMKL 15X 9 YE | 5032497 | 292 |
| BMKL 15X 9 YE CUS | 0824240 | 292 |
| BMKL 16X 6 YE | 0807096 | 292 |
| BMKL 16X 6 YE CUS | 0824241 | 292 |
| BMKL 18X 6 WH | 5032293 | 292 |
| BMKL 18X 6 WH CUS | 0824242 | 292 |
| BMKL 18X 6,5 OG | 5036147 | 292 |
| BMKL 18X 6,5 OG CUS | 0824243 | 292 |
| BMKL 18X 8 WH | 5032329 | 292 |
| BMKL 18X 8 WH CUS | 0824244 | 292 |
| BMKL 18X 8 YE | 5032170 | 292 |
| BMKL 18X 8 YE CUS | 0824245 | 292 |
| BMKL 19X11 YE | 0800705 | 292 |
| BMKL 19X11 YE CUS | 0824246 | 292 |
| BMKL 20X 8 WH | 5032280 | 292 |
| BMKL 20X 8 WH CUS | 0824247 | 292 |
| BMKL 20X 8 YE | 5032138 | 292 |
| BMKL 20X 8 YE CUS | 0824248 | 292 |
| BMKL 25X 8 WH | 5032332 | 292 |
| BMKL 25X 8 WH CUS | 0824249 | 292 |
| BMKL 25X12 WH | 5032374 | 292 |
| BMKL 25X12 WH CUS | 0824250 | 292 |
| BMKL 26,8X6,8 WH | 0807106 | 292 |
| BMKL 26,8X6,8 WH CUS | 0824251 | 292 |
| BMKL 26X10 YE | 0811516 | 292 |
| BMKL 26X10 YE CUS | 0824252 | 292 |
| BMKL 27X 8 SR | 0803702 | 292 |
| BMKL 27X 8 SR CUS | 0824253 | 292 |
| BMKL 27X12,5 SR | 0803676 | 292 |
| BMKL 27X12,5 SR CUS | 0824254 | 292 |
| BMKL 27X18 SR | 0803689 | 292 |
| BMKL 27X18 SR CUS | 0824255 | 292 |
| BMKL 27X27 SR | 0803692 | 292 |
| BMKL 27X27 SR CUS | 0824256 | 292 |
| BMKL 50X12 WH | 5032387 | 292 |
| BMKL 50X12 WH CUS | 0824257 | 292 |

| Type | Order No. | Page |
|---|---|---|
| BMKL 64X16 WH | 0821807 | 292 |
| BMKL 64X16 WH CUS | 0824259 | 292 |
| BMKL 64X16 YE | 0821810 | 292 |
| BMKL 64X16 YE CUS | 0824260 | 292 |
| BMKL 64X34 WH | 5032400 | 292 |
| BMKL 64X34 WH CUS | 0824261 | 292 |

## C

| Type | Order No. | Page |
|---|---|---|
| C-BCI 1,5/2,8 | 3240015 | 461 |
| C-BCI 1,5/4,6 | 3240568 | 461 |
| C-BCI 2,5/2,8 | 3240046 | 461 |
| C-BCI 2,5/4,6 | 3240569 | 461 |
| C-BCI 6/2,8 | 3240047 | 461 |
| C-BCI 6/4,6 | 3240570 | 461 |
| C-BCSI 1,5/9X2,8 | 3240531 | 461 |
| C-BCSI 2,5/9X2,8 | 3240532 | 461 |
| C-BCSI 6/10X2,8 | 3240546 | 461 |
| C-BCSI 6/18X4,5 | 3240533 | 461 |
| C-FC 1,5/M3 | 3240137 | 458 |
| C-FC 1,5/M3,5 | 3240138 | 458 |
| C-FC 1,5/M4 | 3240139 | 458 |
| C-FC 1,5/M5 | 3240140 | 458 |
| C-FC 1,5/M6 | 3240141 | 458 |
| C-FC 2,5/M3 | 3240142 | 458 |
| C-FC 2,5/M3,5 | 3240143 | 458 |
| C-FC 2,5/M4 | 3240144 | 458 |
| C-FC 2,5/M5 | 3240145 | 458 |
| C-FC 2,5/M6 | 3240146 | 458 |
| C-FC 2,5/M8 | 3240147 | 458 |
| C-FC 6/M4 | 3240148 | 458 |
| C-FC 6/M5 | 3240149 | 458 |
| C-FC 6/M6 | 3240150 | 458 |
| C-FC 6/M8 | 3240151 | 458 |
| C-FCI 1,5/M3 | 3240032 | 459 |
| C-FCI 1,5/M3,5 | 3240033 | 459 |
| C-FCI 1,5/M4 | 3240034 | 459 |
| C-FCI 1,5/M5 | 3240035 | 459 |
| C-FCI 1,5/M6 | 3240036 | 459 |
| C-FCI 2,5/M3 | 3240037 | 459 |
| C-FCI 2,5/M3,5 | 3240038 | 459 |
| C-FCI 2,5/M4 | 3240039 | 459 |
| C-FCI 2,5/M5 | 3240040 | 459 |
| C-FCI 2,5/M6 | 3240041 | 459 |
| C-FCI 6/M4 | 3240042 | 459 |
| C-FCI 6/M5 | 3240043 | 459 |
| C-FCI 6/M6 | 3240044 | 459 |
| C-FCI 6/M8 | 3240045 | 459 |
| C-JCI 1,5 | 3240061 | 465 |
| C-JCI 2,5 | 3240062 | 465 |
| C-JCI 6 | 3240063 | 465 |
| C-PCEI 1,5/2 | 3241215 | 460 |
| C-PCEI 2,5/2 | 3241216 | 460 |
| C-PCEI 6/2 | 3241217 | 460 |
| C-PCI 1,5/2 | 3240064 | 460 |
| C-PCI 2,5/2 | 3240066 | 460 |
| C-PCI 6/2,7 | 3240068 | 460 |
| C-RC 1/M2,5 DIN | 3240069 | 454 |
| C-RC 1/M3 DIN | 3240070 | 454 |
| C-RC 1/M3,5 DIN | 3240071 | 454 |
| C-RC 1/M4 DIN | 3240072 | 454 |
| C-RC 1/M5 DIN | 3240073 | 454 |
| C-RC 1/M6 DIN | 3240074 | 454 |
| C-RC 1/M8 DIN | 3240075 | 454 |
| C-RC 10/M10 DIN | 3240092 | 454 |
| C-RC 10/M12 DIN | 3240093 | 454 |
| C-RC 10/M5 DIN | 3240089 | 454 |
| C-RC 10/M6 DIN | 3240090 | 454 |
| C-RC 10/M8 DIN | 3240091 | 454 |
| C-RC 120/M10 DIN | 3240125 | 455 |
| C-RC 120/M12 DIN | 3240126 | 455 |
| C-RC 120/M8 DIN | 3240124 | 455 |
| C-RC 150/M10 DIN | 3240128 | 455 |
| C-RC 150/M12 DIN | 3240129 | 455 |
| C-RC 150/M16 DIN | 3240130 | 455 |
| C-RC 16/M10 DIN | 3240097 | 454 |
| C-RC 16/M12 DIN | 3240098 | 454 |
| C-RC 16/M5 DIN | 3240094 | 454 |
| C-RC 16/M6 DIN | 3240095 | 454 |
| C-RC 16/M8 DIN | 3240096 | 454 |
| C-RC 185/M10 DIN | 3240131 | 455 |
| C-RC 185/M12 DIN | 3240132 | 455 |
| C-RC 185/M16 DIN | 3240133 | 455 |
| C-RC 2,5/M10 DIN | 3240082 | 454 |
| C-RC 2,5/M3 DIN | 3240076 | 454 |
| C-RC 2,5/M3,5 DIN | 3240077 | 454 |
| C-RC 2,5/M4 DIN | 3240078 | 454 |
| C-RC 2,5/M5 DIN | 3240079 | 454 |
| C-RC 2,5/M6 DIN | 3240080 | 454 |
| C-RC 2,5/M8 DIN | 3240081 | 454 |
| C-RC 240/M10 DIN | 3240134 | 455 |
| C-RC 240/M12 DIN | 3240135 | 455 |
| C-RC 240/M16 DIN | 3240136 | 455 |
| C-RC 25/M10 DIN | 3240102 | 454 |
| C-RC 25/M12 DIN | 3240103 | 454 |
| C-RC 25/M16 DIN | 3240104 | 454 |
| C-RC 25/M5 DIN | 3240099 | 454 |
| C-RC 25/M6 DIN | 3240100 | 454 |
| C-RC 25/M8 DIN | 3240101 | 454 |
| C-RC 35/M10 DIN | 3240107 | 454 |
| C-RC 35/M12 DIN | 3240108 | 454 |
| C-RC 35/M16 DIN | 3240109 | 454 |
| C-RC 35/M6 DIN | 3240105 | 454 |
| C-RC 35/M8 DIN | 3240106 | 454 |
| C-RC 50/M10 DIN | 3240112 | 454 |
| C-RC 50/M12 DIN | 3240113 | 454 |
| C-RC 50/M16 DIN | 3240114 | 454 |
| C-RC 50/M6 DIN | 3240110 | 454 |
| C-RC 50/M8 DIN | 3240111 | 454 |
| C-RC 6/M10 DIN | 3240087 | 454 |
| C-RC 6/M12 DIN | 3240088 | 454 |
| C-RC 6/M4 DIN | 3240083 | 454 |
| C-RC 6/M5 DIN | 3240084 | 454 |
| C-RC 6/M6 DIN | 3240085 | 454 |
| C-RC 6/M8 DIN | 3240086 | 454 |
| C-RC 70/M10 DIN | 3240117 | 454 |
| C-RC 70/M6 DIN | 3240115 | 454 |
| C-RC 70/M8 DIN | 3240116 | 454 |
| C-RC 95/M10 DIN | 3240121 | 454 |
| C-RC 95/M12 DIN | 3240122 | 454 |
| C-RC 95/M8 DIN | 3240120 | 454 |
| C-RCEI 1,5/M3 | 3241201 | 457 |
| C-RCEI 1,5/M3,5 | 3241202 | 457 |
| C-RCEI 1,5/M4 | 3241203 | 457 |
| C-RCEI 1,5/M5 | 3241204 | 457 |
| C-RCEI 1,5/M6 | 3241205 | 457 |
| C-RCEI 2,5/M3,5 | 3241206 | 457 |
| C-RCEI 2,5/M4 | 3241207 | 457 |
| C-RCEI 2,5/M5 | 3241208 | 457 |
| C-RCEI 2,5/M6 | 3241209 | 457 |
| C-RCEI 2,5/M8 | 3241210 | 457 |
| C-RCEI 6/M10 | 3241214 | 457 |
| C-RCEI 6/M5 | 3241211 | 457 |
| C-RCEI 6/M6 | 3241212 | 457 |
| C-RCEI 6/M8 | 3241213 | 457 |
| C-RCI 1,5/M3 | 3240016 | 456 |
| C-RCI 1,5/M3,5 | 3240017 | 456 |
| C-RCI 1,5/M4 | 3240018 | 456 |
| C-RCI 1,5/M5 | 3240019 | 456 |
| C-RCI 1,5/M6 | 3240020 | 456 |
| C-RCI 10/M10 | 3240222 | 456 |
| C-RCI 10/M5 | 3240219 | 456 |
| C-RCI 10/M6 | 3240220 | 456 |
| C-RCI 10/M8 | 3240221 | 456 |
| C-RCI 2,5/M3 | 3240021 | 456 |
| C-RCI 2,5/M3,5 | 3240022 | 456 |
| C-RCI 2,5/M4 | 3240023 | 456 |
| C-RCI 2,5/M5 | 3240024 | 456 |
| C-RCI 2,5/M6 | 3240025 | 456 |
| C-RCI 2,5/M8 | 3240026 | 456 |
| C-RCI 6/M10 | 3240031 | 456 |
| C-RCI 6/M4 | 3240027 | 456 |
| C-RCI 6/M5 | 3240028 | 456 |
| C-RCI 6/M6 | 3240029 | 456 |
| C-RCI 6/M8 | 3240030 | 456 |
| C-SCF 1,5/4,8X0,5 | 3240154 | 462 |
| C-SCF 1,5/4,8X0,8 | 3240155 | 462 |
| C-SCF 1,5/6,3X0,8 | 3240156 | 462 |
| C-SCF 1/2,8X0,5 | 3240152 | 462 |
| C-SCF 1/2,8X0,8 | 3240153 | 462 |
| C-SCF 2,5/4,8X0,5 | 3240157 | 462 |
| C-SCF 2,5/4,8X0,8 | 3240158 | 462 |
| C-SCF 2,5/6,3X0,8 | 3240159 | 462 |
| C-SCF 6/6,3X0,8 | 3240160 | 462 |
| C-SCFFI 1,5/2,8X0,5 | 3240534 | 464 |
| C-SCFFI 1,5/2,8X0,8 | 3240535 | 464 |
| C-SCFFI 1,5/4,8X0,5 | 3240536 | 464 |
| C-SCFFI 1,5/4,8X0,8 | 3240537 | 464 |
| C-SCFFI 1,5/6,3X0,8 | 3240538 | 464 |
| C-SCFFI 2,5/4,8X0,5 | 3240539 | 464 |
| C-SCFFI 2,5/4,8X0,8 | 3240540 | 464 |
| C-SCFFI 2,5/6,3X0,8 | 3240547 | 464 |
| C-SCFFI 6/6,3X0,8 | 3240541 | 464 |
| C-SCFI 1,5/2,8X0,5 | 3240048 | 463 |
| C-SCFI 1,5/2,8X0,8 | 3240049 | 463 |
| C-SCFI 1,5/4,8X0,5 | 3240050 | 463 |
| C-SCFI 1,5/4,8X0,8 | 3240051 | 463 |
| C-SCFI 1,5/6,3X0,8 | 3240052 | 463 |
| C-SCFI 2,5/4,8X0,5 | 3240053 | 463 |
| C-SCFI 2,5/4,8X0,8 | 3240054 | 463 |
| C-SCFI 2,5/6,3X0,8 | 3240055 | 463 |
| C-SCFI 6/6,3X0,8 | 3240056 | 463 |
| C-SCFMI 1,5/6,3X0,8 | 3240529 | 464 |
| C-SCFMI 2,5/6,3X0,8 | 3240530 | 464 |
| C-SCM 1,5/6,3X0,8 | 3240161 | 462 |
| C-SCM 2,5/6,3X0,8 | 3240162 | 462 |
| C-SCMI 1,5/6,3X0,8 | 3240058 | 463 |
| C-SCMI 2,5/6,3X0,8 | 3240059 | 463 |
| C-SCMI 6/6,3X0,8 | 3240060 | 463 |
| CARRIER-EMLP 22 (27X12,5) | 0828985 | 297 |
| CARRIER-EMLP 22 (27X15) | 0828986 | 297 |
| CARRIER-EMLP 22 (27X18) | 0828987 | 297 |
| CARRIER-EMLP 22 (27X27) | 0828988 | 297 |
| CARRIER-EMLP 22 (27X8) | 0828984 | 297 |
| CARRIER-EMP (1000X15) COVER | 0829520 | 298 |
| CARRIER-EMP (1000X15) GY | 0829366 | 298 |
| CARRIER-EMP (1000X15) TR | 0829530 | 298 |
| CARRIER-EMP (17X15) | 0827450 | 296 |
| CARRIER-EMP (27X15) | 0827451 | 296 |
| CARRIER-EMP (49X15) | 0827452 | 296 |
| CARRIER-EMP (60X15) | 0827453 | 296 |
| CARRIER-EMP (60X30) | 0827454 | 296 |
| CARRIER-EMP (85,6X54) | 0829365 | 296 |
| CARRIER-EMP 22 (27X12,5) | 0827446 | 296 |
| CARRIER-EMP 22 (27X15) | 0827447 | 296 |
| CARRIER-EMP 22 (27X18) | 0827448 | 296 |
| CARRIER-EMP 22 (27X27) | 0827449 | 296 |
| CARRIER-EMP 22 (27X8) | 0827445 | 296 |
| CARRIER-TM 300 | 0828282 | 110 |
| CARRIER-TMD 300 | 0828693 | 110 |
| CARRIER-TMH 300 | 0830670 | 110 |
| CARRIER/L-EMP (1000X15) GY | 0829559 | 298 |
| CARRIER/L-EMP (1000X15) TR | 0829560 | 298 |
| CD 100X100 | 3240205 | 545 |
| CD 100X100 BU | 3240325 | 545 |
| CD 100X100 WH | 3240640 | 545 |
| CD 100X40 | 3240279 | 545 |
| CD 100X40 BU | 3240322 | 545 |
| CD 100X40 WH | 3240637 | 545 |
| CD 100X60 | 3240195 | 545 |
| CD 100X60 BU | 3240323 | 545 |
| CD 100X60 WH | 3240638 | 545 |
| CD 100X80 | 3240201 | 545 |
| CD 100X80 BU | 3240324 | 545 |
| CD 100X80 WH | 3240639 | 545 |
| CD 120X60 | 3240196 | 545 |
| CD 120X60 BU | 3240326 | 545 |
| CD 120X60 WH | 3240641 | 545 |
| CD 120X80 | 3240202 | 545 |
| CD 120X80 BU | 3240327 | 545 |
| CD 120X80 WH | 3240642 | 545 |
| CD 25X25 | 3240187 | 545 |
| CD 25X25 BU | 3240301 | 545 |
| CD 25X25 WH | 3240616 | 545 |
| CD 25X40 | 3240188 | 545 |
| CD 25X40 BU | 3240302 | 545 |
| CD 25X40 WH | 3240617 | 545 |
| CD 25X60 | 3240191 | 545 |
| CD 25X60 BU | 3240303 | 545 |
| CD 25X60 WH | 3240618 | 545 |
| CD 25X80 | 3240197 | 545 |
| CD 25X80 BU | 3240304 | 545 |
| CD 25X80 WH | 3240619 | 545 |
| CD 30X100 | 3240283 | 545 |
| CD 30X100 BU | 3240308 | 545 |
| CD 30X100 WH | 3240623 | 545 |
| CD 30X40 | 3240278 | 545 |
| CD 30X40 BU | 3240305 | 545 |
| CD 30X40 WH | 3240620 | 545 |
| CD 30X60 | 3240280 | 545 |
| CD 30X60 BU | 3240306 | 545 |
| CD 30X60 WH | 3240621 | 545 |
| CD 30X80 | 3240282 | 545 |
| CD 30X80 BU | 3240307 | 545 |
| CD 30X80 WH | 3240622 | 545 |
| CD 40X100 | 3240294 | 545 |
| CD 40X100 BU | 3240312 | 545 |
| CD 40X100 WH | 3240627 | 545 |
| CD 40X40 | 3240189 | 545 |
| CD 40X40 BU | 3240309 | 545 |
| CD 40X40 WH | 3240624 | 545 |
| CD 40X60 | 3240192 | 545 |
| CD 40X60 BU | 3240310 | 545 |
| CD 40X60 WH | 3240625 | 545 |
| CD 40X80 | 3240198 | 545 |
| CD 40X80 BU | 3240311 | 545 |
| CD 40X80 WH | 3240626 | 545 |
| CD 60X100 | 3240263 | 545 |
| CD 60X100 BU | 3240316 | 545 |
| CD 60X100 WH | 3240631 | 545 |
| CD 60X40 | 3240190 | 545 |
| CD 60X40 BU | 3240313 | 545 |
| CD 60X40 WH | 3240628 | 545 |
| CD 60X60 | 3240193 | 545 |
| CD 60X60 BU | 3240314 | 545 |
| CD 60X60 WH | 3240629 | 545 |
| CD 60X80 | 3240199 | 545 |
| CD 60X80 BU | 3240315 | 545 |
| CD 60X80 WH | 3240630 | 545 |
| CD 80X100 | 3240264 | 545 |
| CD 80X100 BU | 3240321 | 545 |
| CD 80X100 WH | 3240636 | 545 |
| CD 80X25 | 3240281 | 545 |
| CD 80X25 BU | 3240317 | 545 |
| CD 80X25 WH | 3240632 | 545 |
| CD 80X40 | 3240335 | 545 |
| CD 80X40 BU | 3240318 | 545 |
| CD 80X40 WH | 3240633 | 545 |
| CD 80X60 | 3240194 | 545 |
| CD 80X60 WH | 3240634 | 545 |
| CD 80X80 | 3240200 | 545 |
| CD 80X80 BU | 3240320 | 545 |
| CD 80X80 WH | 3240635 | 545 |
| CD COVER 100 | 3240289 | 545 |
| CD COVER 100 BU | 3240328 | 545 |
| CD COVER 100 WH | 3240643 | 545 |
| CD COVER 120 | 3240290 | 545 |
| CD COVER 120 BU | 3240329 | 545 |
| CD COVER 120 WH | 3240644 | 545 |
| CD COVER 25 | 3240285 | 545 |
| CD COVER 25 BU | 3240330 | 545 |
| CD COVER 25 WH | 3240645 | 545 |
| CD COVER 30 | 3240295 | 545 |
| CD COVER 30 BU | 3240331 | 545 |
| CD COVER 30 WH | 3240646 | 545 |
| CD COVER 40 | 3240286 | 545 |
| CD COVER 40 BU | 3240332 | 545 |
| CD COVER 40 WH | 3240647 | 545 |
| CD COVER 60 | 3240287 | 545 |
| CD COVER 60 BU | 3240333 | 545 |
| CD COVER 60 WH | 3240648 | 545 |
| CD COVER 80 | 3240288 | 545 |
| CD COVER 80 BU | 3240334 | 545 |
| CD COVER 80 WH | 3240649 | 545 |
| CD WR | 3240284 | 543 |
| CD-HF 100X100 | 3240364 | 543 |
| CD-HF 100X40 | 3240361 | 543 |

## Alphabetical


| Type | Order No. | Page |
|---|---|---|
| CD-HF 100X60 | 3240362 | 543 |
| CD-HF 100X80 | 3240363 | 543 |
| CD-HF 120X60 | 3240365 | 543 |
| CD-HF 120X80 | 3240366 | 543 |
| CD-HF 25X25 | 3240340 | 543 |
| CD-HF 25X40 | 3240341 | 543 |
| CD-HF 25X60 | 3240342 | 543 |
| CD-HF 25X80 | 3240343 | 543 |
| CD-HF 30X100 | 3240347 | 543 |
| CD-HF 30X40 | 3240344 | 543 |
| CD-HF 30X60 | 3240345 | 543 |
| CD-HF 30X80 | 3240346 | 543 |
| CD-HF 40X100 | 3240351 | 543 |
| CD-HF 40X40 | 3240348 | 543 |
| CD-HF 40X60 | 3240349 | 543 |
| CD-HF 40X80 | 3240350 | 543 |
| CD-HF 60X100 | 3240355 | 543 |
| CD-HF 60X40 | 3240352 | 543 |
| CD-HF 60X60 | 3240353 | 543 |
| CD-HF 60X80 | 3240354 | 543 |
| CD-HF 80X100 | 3240360 | 543 |
| CD-HF 80X25 | 3240356 | 543 |
| CD-HF 80X40 | 3240357 | 543 |
| CD-HF 80X60 | 3240358 | 543 |
| CD-HF 80X80 | 3240359 | 543 |
| CD-HF COVER 100 | 3240367 | 543 |
| CD-HF COVER 120 | 3240368 | 543 |
| CD-HF COVER 25 | 3240369 | 543 |
| CD-HF COVER 30 | 3240370 | 543 |
| CD-HF COVER 40 | 3240371 | 543 |
| CD-HF COVER 60 | 3240372 | 543 |
| CD-HF COVER 80 | 3240373 | 543 |
| CES-B10-HFFS-PLBK | 0801663 | 534 |
| CES-B10-SF-PLBK | 0801655 | 535 |
| CES-B10-SFC-M | 0801645 | 535 |
| CES-B10-SFFS-PLBK | 0801660 | 535 |
| CES-B10-WRG-BK | 0801725 | 534 |
| CES-B16-HFFS-PLBK | 0801662 | 534 |
| CES-B16-SF-PLBK | 0801651 | 535 |
| CES-B16-SFC-M | 0801642 | 535 |
| CES-B16-SFFS-PLBK | 0801659 | 535 |
| CES-B16-WRG-BK | 0801726 | 534 |
| CES-B24-HFFS-PLBK | 0801661 | 534 |
| CES-B24-SF-PLBK | 0801647 | 535 |
| CES-B24-SFC-M | 0801641 | 535 |
| CES-B24-SFFS-PLBK | 0801658 | 535 |
| CES-B24-WRG-BK | 0801727 | 534 |
| CES-LRC-BK | 0801719 | 536 |
| CES-LRG-BK | 0801671 | 536 |
| CES-LRG-BK-15 | 0801619 | 536 |
| CES-LRG-BK-16 | 0801621 | 536 |
| CES-LRG-BK-17 | 0801624 | 536 |
| CES-LRG-BK-18 | 0801626 | 536 |
| CES-LRG-BK-19 | 0801629 | 536 |
| CES-LRG-BK-20 | 0801631 | 536 |
| CES-LRG-BK-21 | 0801634 | 536 |
| CES-LRG-BK-22 | 0801637 | 536 |
| CES-LRG-BK-23 | 0801638 | 536 |
| CES-LRG-BK-24 | 0801639 | 536 |
| CES-LRG-BK-25 | 0801640 | 536 |
| CES-LRG-BK-26 | 0801643 | 536 |
| CES-LRG-BK-27 | 0801644 | 536 |
| CES-LRG-BK-28 | 0801646 | 536 |
| CES-LRG-BK-29 | 0801648 | 536 |
| CES-LRG-BK-30 | 0801650 | 536 |
| CES-LRG-BK-31 | 0801653 | 536 |
| CES-LRG-BK-32 | 0801654 | 536 |
| CES-LRG-BK-33 | 0801656 | 536 |
| CES-LTPG-GY | 0801716 | 538 |
| CES-LTPG-GY-15 | 0801687 | 538 |
| CES-LTPG-GY-16 | 0801688 | 538 |
| CES-LTPG-GY-17 | 0801689 | 538 |
| CES-LTPG-GY-18 | 0801690 | 538 |
| CES-LTPG-GY-19 | 0801691 | 538 |
| CES-LTPG-GY-20 | 0801692 | 538 |
| CES-LTPG-GY-21 | 0801693 | 538 |
| CES-LTPG-GY-22 | 0801695 | 538 |
| CES-LTPG-GY-23 | 0801696 | 538 |
| CES-LTPG-GY-24 | 0801697 | 538 |
| CES-LTPG-GY-25 | 0801698 | 538 |
| CES-LTPG-GY-26 | 0801699 | 538 |
| CES-LTPG-GY-27 | 0801700 | 538 |
| CES-LTPG-GY-28 | 0801701 | 538 |
| CES-LTPG-GY-29 | 0801702 | 538 |
| CES-LTPG-GY-30 | 0801703 | 538 |
| CES-LTPG-GY-31 | 0801705 | 538 |
| CES-LTPG-GY-32 | 0801706 | 538 |
| CES-LTPG-GY-33 | 0801707 | 538 |
| CES-SFFS-H | 0801728 | 535 |
| CES-SRC-BK | 0801718 | 536 |
| CES-SRG-BK | 0801670 | 536 |
| CES-SRG-BK-10 | 0801620 | 536 |
| CES-SRG-BK-11 | 0801618 | 536 |
| CES-SRG-BK-12 | 0801617 | 536 |
| CES-SRG-BK-13 | 0801616 | 536 |
| CES-SRG-BK-14 | 0801615 | 536 |
| CES-SRG-BK-15 | 1410563 | 536 |
| CES-SRG-BK-16 | 1410576 | 536 |
| CES-SRG-BK-17 | 1410589 | 536 |
| CES-SRG-BK-1ASI-L | 1410042 | 537 |
| CES-SRG-BK-1ASI-R | 0801667 | 537 |
| CES-SRG-BK-2 | 0801635 | 536 |
| CES-SRG-BK-2ASI-LL | 1410055 | 537 |
| CES-SRG-BK-2ASI-LR | 0801669 | 537 |
| CES-SRG-BK-2ASI-RR | 0801668 | 537 |
| CES-SRG-BK-2X3 | 1410398 | 537 |
| CES-SRG-BK-2X4 | 1410408 | 537 |
| CES-SRG-BK-2X5 | 0801657 | 537 |
| CES-SRG-BK-2X6 | 0801664 | 537 |
| CES-SRG-BK-2X7 | 1410084 | 537 |
| CES-SRG-BK-2X8 | 1410097 | 537 |
| CES-SRG-BK-2X9 | 1410411 | 537 |
| CES-SRG-BK-3 | 0801633 | 536 |
| CES-SRG-BK-4 | 0801632 | 536 |
| CES-SRG-BK-4X3 | 0801665 | 537 |
| CES-SRG-BK-4X4 | 0801666 | 537 |
| CES-SRG-BK-4X5 | 1410107 | 537 |
| CES-SRG-BK-4X6 | 1410152 | 537 |
| CES-SRG-BK-5 | 0801630 | 536 |
| CES-SRG-BK-6 | 0801628 | 536 |
| CES-SRG-BK-7 | 0801627 | 536 |
| CES-SRG-BK-8 | 0801625 | 536 |
| CES-SRG-BK-9 | 0801622 | 536 |
| CES-STPG-GY | 0801715 | 538 |
| CES-STPG-GY-10 | 0801682 | 538 |
| CES-STPG-GY-11 | 0801683 | 538 |
| CES-STPG-GY-12 | 0801684 | 538 |
| CES-STPG-GY-13 | 0801685 | 538 |
| CES-STPG-GY-14 | 0801686 | 538 |
| CES-STPG-GY-15 | 1410521 | 538 |
| CES-STPG-GY-16 | 1410534 | 538 |
| CES-STPG-GY-17 | 1410547 | 538 |
| CES-STPG-GY-1ASI-L | 1410068 | 539 |
| CES-STPG-GY-1ASI-R | 0801712 | 539 |
| CES-STPG-GY-2 | 0801672 | 538 |
| CES-STPG-GY-2ASI-LL | 1410071 | 539 |
| CES-STPG-GY-2ASI-LR | 0801714 | 539 |
| CES-STPG-GY-2ASI-RR | 0801713 | 539 |
| CES-STPG-GY-2X3 | 1410424 | 539 |
| CES-STPG-GY-2X4 | 1410438 | 539 |
| CES-STPG-GY-2X5 | 0801708 | 539 |
| CES-STPG-GY-2X6 | 0801709 | 539 |
| CES-STPG-GY-2X7 | 1410110 | 539 |
| CES-STPG-GY-2X8 | 1410123 | 539 |
| CES-STPG-GY-2X9 | 1410440 | 539 |
| CES-STPG-GY-3 | 0801673 | 538 |
| CES-STPG-GY-4 | 0801674 | 538 |
| CES-STPG-GY-4X3 | 0801710 | 539 |
| CES-STPG-GY-4X4 | 0801711 | 539 |
| CES-STPG-GY-4X5 | 1410136 | 539 |
| CES-STPG-GY-4X6 | 1410149 | 539 |
| CES-STPG-GY-5 | 0801675 | 538 |
| CES-STPG-GY-6 | 0801676 | 538 |
| CES-STPG-GY-7 | 0801677 | 538 |
| CES-STPG-GY-8 | 0801679 | 538 |
| CES-STPG-GY-9 | 0801680 | 538 |
| CF 1000 EM | 1205215 | 480 |
| CF 1000-1,5 | 1208199 | 480 |
| CF 1000-10 | 1212456 | 481 |
| CF 1000-10-TOOLKIT 10/12 | 1212460 | 481 |
| CF 1000-10-TOOLKIT 4/10-12 | 1212458 | 481 |
| CF 1000-10-TOOLKIT 6/12 | 1212459 | 481 |
| CF 1000-COVER | 1208306 | 480 |
| CF 1000-TOOLKIT 0,34/ 6 | 1208212 | 480 |
| CF 1000-TOOLKIT 0,34/ 8 | 1208225 | 480 |
| CF 1000-TOOLKIT 2,5/ 8 | 1208241 | 480 |
| CF 1000-TOOLKIT 4,0/10 | 1208270 | 480 |
| CF 3000 AB 0,25 | 1212380 | 478 |
| CF 3000 AM 0,5 | 1205587 | 478 |
| CF 3000 AM 0,75 | 1205590 | 478 |
| CF 3000 AM 1,0 | 1205600 | 478 |
| CF 3000 AM 1,5 | 1205613 | 478 |
| CF 3000 AM 2,5 | 1205626 | 478 |
| CF 3000 LOC 0,25 | 1212377 | 478 |
| CF 3000 LOC 0,5 | 1205639 | 478 |
| CF 3000 LOC 0,75 | 1205642 | 478 |
| CF 3000 LOC 1,0 | 1205655 | 478 |
| CF 3000 LOC 1,5 | 1205668 | 478 |
| CF 3000 LOC 2,5 | 1205671 | 478 |
| CF 3000-2,5 | 1205477 | 478 |
| CF 3000-2,5 120V | 1205516 | 478 |
| CF 3000-TOOLKIT 0,25 | 1212376 | 478 |
| CF 500-120V | 1208351 | 474 |
| CF 500-230V | 1208348 | 474 |
| CF 500/COV | 1212250 | 474 |
| CF 500/COV AI 6 | 1212254 | 474 |
| CF 500/COV AI TWIN | 1212266 | 474 |
| CF 500/COV FBS | 1212462 | 474 |
| CF 500/COV RC 10 | 1212252 | 474 |
| CF 500/COV RCI | 1212255 | 474 |
| CF 500/COV RCT 2,5 | 1212253 | 474 |
| CF 500/COV SC | 1212251 | 474 |
| CF 500/DIE AI 6 | 1212238 | 475 |
| CF 500/DIE AI 25 | 1212239 | 475 |
| CF 500/DIE AI 50 | 1212261 | 475 |
| CF 500/DIE AI-TWIN 10 | 1212262 | 475 |
| CF 500/DIE FBS | 1212461 | 475 |
| CF 500/DIE RC 10 | 1212244 | 475 |
| CF 500/DIE RC 16 | 1212257 | 475 |
| CF 500/DIE RCI 1,5 | 1212263 | 475 |
| CF 500/DIE RCI 6 | 1212240 | 475 |
| CF 500/DIE SC 1,5 | 1212241 | 475 |
| CF 500/DIE SC 6 | 1212242 | 475 |
| CF 500/DIE TC 4 | 1212237 | 475 |
| CF 500/DIE TC 10 | 1212260 | 475 |
| CF 500/LOC SCF 2,8/1,5 | 1212249 | 474 |
| CF 500/LOC SCF 4,8/2,5 | 1212248 | 474 |
| CF 500/LOC SCF 6,3/6 | 1212247 | 474 |
| CF 500/LOC SCM 6,3/2,5 | 1212264 | 474 |
| CF CRIMPHANDY 1,0 | 1212465 | 390 |
| CF CRIMPHANDY 1,5 | 1212466 | 391 |
| CF CRIMPHANDY/ACCU | 1212518 | 390 |
| CF CRIMPHANDY/CHARGER | 1212519 | 390 |
| CF-10 CUTTER KNIFE SET | 1207284 | 470 |
| CF-10 WHEEL SET | 1207271 | 470 |
| CLIP-PROJECT ADVANCED | 5146040 | 26 |
| CLIP-PROJECT PROFESSIONAL | 5146053 | 27 |
| CLIPFIX 15 | 3022263 | 498 |
| CLIPFIX 35 | 3022218 | 498 |
| CLIPFIX 35-5 | 3022276 | 498 |
| CMS-DISPOSABLE-PEN 0,25 TR | 5146685 | 47 |
| CMS-DISPOSABLE-PEN 0,35 TR | 5146686 | 47 |
| CMS-INK-TR-C5 | 5146684 | 47 |
| CMS-P1-M/BN-ZB | 5144725 | 46 |
| CMS-P1-M/GPE | 5144754 | 46 |
| CMS-P1-M/GPE ENGRAVING | 5145711 | 46 |
| CMS-P1-M/GPE-PAD | 5144880 | 46 |
| CMS-P1-M/LBHZ | 5144738 | 46 |
| CMS-P1-M/PAB | 5144741 | 46 |
| CMS-P1-M/SS-ZB | 5144712 | 46 |
| CMS-P1-M/ZB | 5144699 | 46 |
| CMS-P1-M/ZBF | 5144709 | 46 |
| CMS-P1-M/ZBFM | 5144686 | 46 |
| CMS-P1-M/ZBFM-PAD | 5144848 | 46 |
| CMS-P1-M/ZBM | 5144660 | 46 |
| CMS-P1-PAD | 5144819 | 46 |
| CMS-P1-PAD/SPARE | 5144893 | 46 |
| CMS-P1-PENDEPOT | 5144835 | 44 |
| CMS-P1-PLOTTER | 5144615 | 44 |
| CMS-P1-PLOTTER-CASE | 5144631 | 44 |
| CMS-P1-PLOTTER-COVER | 5144806 | 44 |
| CMS-P1-PLOTTER-KIT | 5144628 | 44 |
| CMS-P1-PREPLATES | 5145135 | 44 |
| CMS-P1-WMU-ADAPTER | 5144822 | 46 |
| CMS-PEN 0,25 | 5067815 | 47 |
| CMS-PEN 0,35 | 5067828 | 47 |
| CMS-PEN 0,50 | 5067831 | 47 |
| CMS-R-FLUID-TR-C2 | 5146752 | 47 |
| CMS-R-SET-TR | 5146751 | 47 |
| CRIMPFOX 10 | 1212721 | 395 |
| CRIMPFOX 10S | 1212045 | 396 |
| CRIMPFOX 2,5-M | 1212719 | 392 |
| CRIMPFOX 25R | 1212039 | 397 |
| CRIMPFOX 25R/DIE | 1212040 | 397 |
| CRIMPFOX 50R | 1212041 | 397 |
| CRIMPFOX 50R/DIE | 1212042 | 397 |
| CRIMPFOX 6 | 1212034 | 393 |
| CRIMPFOX 6-M | 1212720 | 393 |
| CRIMPFOX 6/DIE | 1212035 | 393 |
| CRIMPFOX 6H | 1212046 | 396 |
| CRIMPFOX 6S-F | 1212043 | 393 |
| CRIMPFOX 6T | 1212037 | 394 |
| CRIMPFOX 6T-F | 1212038 | 395 |
| CRIMPFOX MT 2,5 | 1204038 | 411 |
| CRIMPFOX MT 2,5 DIE | 1208050 | 411 |
| CRIMPFOX-C 10P/DIE | 1212739 | 415 |
| CRIMPFOX-C D | 1212734 | 414 |
| CRIMPFOX-C MMJ/DIE | 1212740 | 415 |
| CRIMPFOX-C RJ11/DIE | 1212735 | 415 |
| CRIMPFOX-C RJ22/DIE | 1212736 | 415 |
| CRIMPFOX-C RJ45/DIE | 1212737 | 415 |
| CRIMPFOX-C RJ45U/DIE | 1212738 | 415 |
| CRIMPFOX-C120 | 1212318 | 403 |
| CRIMPFOX-C120 AI 50/F-DIE | 1212337 | 403 |
| CRIMPFOX-C120 AI 70/F-DIE | 1212338 | 403 |
| CRIMPFOX-C120 AI 70/M-DIE | 1212335 | 403 |
| CRIMPFOX-C120 AI 95/F-DIE | 1212339 | 403 |
| CRIMPFOX-C120 AI 95/M-DIE | 1212336 | 403 |
| CRIMPFOX-C120 R25-50/DIE | 1212324 | 403 |
| CRIMPFOX-C120 R35-70/DIE | 1212325 | 403 |
| CRIMPFOX-C120 R95/DIE | 1212326 | 403 |
| CRIMPFOX-C120 RC 35/F-DIE | 1212332 | 403 |
| CRIMPFOX-C120 RC 50/F-DIE | 1212333 | 403 |
| CRIMPFOX-C120 RC 70/F-DIE | 1212334 | 403 |
| CRIMPFOX-C120 RC 70/M-DIE | 1212331 | 403 |
| CRIMPFOX-C120 RCI 10/DIE | 1212327 | 403 |
| CRIMPFOX-C120 RCI 16/DIE | 1212328 | 403 |
| CRIMPFOX-C120 RCI 25/DIE | 1212329 | 403 |
| CRIMPFOX-C120 RCI 35/DIE | 1212330 | 403 |
| CRIMPFOX-C120 RCT 120-1/DIE | 1212323 | 403 |
| CRIMPFOX-C120 RCT 35-1/DIE | 1212320 | 403 |
| CRIMPFOX-C120 RCT 50-1/DIE | 1212321 | 403 |
| CRIMPFOX-C120 RCT 70-1/DIE | 1212319 | 403 |
| CRIMPFOX-C120 RCT 95-1/DIE | 1212322 | 403 |
| CRIMPFOX-C50 | 1212340 | 403 |
| CRIMPFOX-C50 R25-35/DIE | 1212349 | 403 |
| CRIMPFOX-C50 R35-50/DIE | 1212350 | 403 |
| CRIMPFOX-C50 R50-70/DIE | 1212351 | 403 |
| CRIMPFOX-C50 RC 25/F-DIE | 1212344 | 403 |
| CRIMPFOX-C50 RC 35/F-DIE | 1212345 | 403 |
| CRIMPFOX-C50 RC 35/M-DIE | 1212343 | 403 |
| CRIMPFOX-C50 RCI 10/DIE | 1212346 | 403 |
| CRIMPFOX-C50 RCI 16/DIE | 1212347 | 403 |
| CRIMPFOX-C50 RCI 25/DIE | 1212348 | 403 |
| CRIMPFOX-C50 RCT 35-1/DIE | 1212341 | 403 |
| CRIMPFOX-C50 RCT 50-1/DIE | 1212342 | 403 |
| CRIMPFOX-CATV 8,23 | 1212716 | 409 |
| CRIMPFOX-CATV 8,23-1 | 1212717 | 409 |
| CRIMPFOX-CX 10,54 | 1212097 | 408 |
| CRIMPFOX-CX 10,90 | 1212098 | 408 |
| CRIMPFOX-CX 10,90-1 | 1212715 | 408 |
| CRIMPFOX-CX 4,52 | 1212094 | 408 |
| CRIMPFOX-CX 4,52-M | 1212713 | 408 |
| CRIMPFOX-CX 5,41-M | 1212712 | 408 |
| CRIMPFOX-CX 6,48 | 1212095 | 408 |
| CRIMPFOX-CX 6,48-M | 1212714 | 408 |
| CRIMPFOX-CX 7,06 HD-M | 1212718 | 408 |
| CRIMPFOX-CX 9,14 | 1212096 | 408 |
| CRIMPFOX-DSUB 5 | 1212111 | 409 |
| CRIMPFOX-DSUB 5-1 | 1212711 | 409 |

| Type | Order No. | Page |
|---|---|---|
| CRIMPFOX-FO 5,41 | 1212099 | 409 |
| CRIMPFOX-HS 6 | 1212722 | 399 |
| CRIMPFOX-M | 1212072 | 412 |
| CRIMPFOX-M 10/DIE | 1212080 | 413 |
| CRIMPFOX-M 25/DIE | 1212081 | 413 |
| CRIMPFOX-M 50/DIE | 1212082 | 413 |
| CRIMPFOX-M CX-1/DIE | 1212087 | 413 |
| CRIMPFOX-M CX-2/DIE | 1212088 | 413 |
| CRIMPFOX-M CX-3/DIE | 1212089 | 413 |
| CRIMPFOX-M CX-4/DIE | 1212745 | 413 |
| CRIMPFOX-M CX-5/DIE | 1212746 | 413 |
| CRIMPFOX-M CX-6/DIE | 1212747 | 413 |
| CRIMPFOX-M CX-7/DIE | 1212748 | 413 |
| CRIMPFOX-M CX-8/DIE | 1212749 | 413 |
| CRIMPFOX-M HS-1/DIE | 1212282 | 413 |
| CRIMPFOX-M HS/DIE | 1219092 | 413 |
| CRIMPFOX-M RC 10-1/DIE | 1212744 | 413 |
| CRIMPFOX-M RC 10/DIE | 1212077 | 413 |
| CRIMPFOX-M RC 2,5/DIE | 1212078 | 413 |
| CRIMPFOX-M RC 6/DIE | 1212079 | 413 |
| CRIMPFOX-M RCI 2,5/DIE | 1212074 | 413 |
| CRIMPFOX-M RCI 6/DIE | 1212073 | 413 |
| CRIMPFOX-M RJ11/DIE | 1212091 | 413 |
| CRIMPFOX-M RJ45/DIE | 1212090 | 413 |
| CRIMPFOX-M SC 1/DIE | 1212083 | 413 |
| CRIMPFOX-M SC 2,5/DIE | 1212084 | 413 |
| CRIMPFOX-M SC 6-FL/DIE | 1212741 | 413 |
| CRIMPFOX-M SC 6/DIE | 1212085 | 413 |
| CRIMPFOX-M SCA 2,5-1/DIE | 1212743 | 413 |
| CRIMPFOX-M SCA 2,5/DIE | 1212742 | 413 |
| CRIMPFOX-M SET | 1212093 | 412 |
| CRIMPFOX-M SR 6-1/DIE | 1212471 | 413 |
| CRIMPFOX-M SR 6-2/DIE | 1212472 | 413 |
| CRIMPFOX-M SR 6-3/DIE | 1212473 | 413 |
| CRIMPFOX-M TC 10/DIE | 1212076 | 413 |
| CRIMPFOX-M TC 4/DIE | 1212075 | 413 |
| CRIMPFOX-RC 10 | 1212061 | 401 |
| CRIMPFOX-RC 2,5 | 1212063 | 400 |
| CRIMPFOX-RC 2,5-M | 1212723 | 400 |
| CRIMPFOX-RC 25 | 1212065 | 401 |
| CRIMPFOX-RC 6 | 1212710 | 401 |
| CRIMPFOX-RC 6-M | 1212724 | 400 |
| CRIMPFOX-RCI 1 | 1212055 | 398 |
| CRIMPFOX-RCI 1-M | 1212727 | 398 |
| CRIMPFOX-RCI 2,5 | 1212053 | 398 |
| CRIMPFOX-RCI 2,5-M | 1212728 | 398 |
| CRIMPFOX-RCI 6 | 1212057 | 399 |
| CRIMPFOX-RCI 6-1 | 1212059 | 399 |
| CRIMPFOX-RCI 6-M | 1212730 | 399 |
| CRIMPFOX-RCI DIN 6 | 1212729 | 399 |
| CRIMPFOX-RCT 16 | 1212731 | 402 |
| CRIMPFOX-RCT 25-1 | 1212066 | 402 |
| CRIMPFOX-RCT 70 | 1212732 | 402 |
| CRIMPFOX-SC 1,5 | 1212048 | 404 |
| CRIMPFOX-SC 1,5-M | 1212725 | 404 |
| CRIMPFOX-SC 1,5/DIE | 1212049 | 404 |
| CRIMPFOX-SC 6 | 1212050 | 405 |
| CRIMPFOX-SC 6/DIE | 1212051 | 405 |
| CRIMPFOX-SC 6L | 1212052 | 405 |
| CRIMPFOX-SCA 2,5-M | 1212726 | 405 |
| CRIMPFOX-SR 6-1 | 1212467 | 410 |
| CRIMPFOX-SR 6-2 | 1212468 | 410 |
| CRIMPFOX-SR 6-3 | 1212469 | 410 |
| CRIMPFOX-TC 10 | 1212114 | 406 |
| CRIMPFOX-TC 10/DIE | 1212296 | 406 |
| CRIMPFOX-TC 4 | 1212113 | 406 |
| CRIMPFOX-TC 4/DIE | 1212295 | 406 |
| CRIMPFOX-TC MP | 1212510 | 407 |
| CRIMPFOX/ SPR-1 | 1212069 | 392 |
| CRIMPFOX/ SPR-3 | 1212036 | 393 |
| CRIMPFOX/SPR-2 | 1212047 | 396 |
| CRIMPSET 6 | 1202072 | 441 |
| CRIMPSET 6/25 LEER | 1204041 | 441 |
| CRIMPSET 25 | 1202580 | 441 |
| CUTFOX 10 | 1206829 | 470 |
| CUTFOX 10 120V | 1206832 | 470 |
| CUTFOX 10 BAR | 1208416 | 470 |
| CUTFOX 10 C-UN | 1208393 | 470 |
| CUTFOX 10 R-C | 1208403 | 470 |
| CUTFOX 100 | 1212135 | 365 |
| CUTFOX 12 | 1212128 | 364 |
| CUTFOX 16 VDE | 1212126 | 367 |
| CUTFOX 18 | 1212129 | 364 |
| CUTFOX 25 | 1212130 | 365 |
| CUTFOX 25 VDE | 1212127 | 367 |
| CUTFOX 35 | 1212131 | 365 |
| CUTFOX 45 | 1212132 | 364 |
| CUTFOX 50 STEEL | 1212526 | 364 |
| CUTFOX 52 | 1212133 | 364 |
| CUTFOX 62 | 1212134 | 365 |
| CUTFOX FB | 1205985 | 366 |
| CUTFOX-CD | 1212474 | 371 |
| CUTFOX-ES | 1212621 | 364 |
| CUTFOX-FBS | 1212124 | 366 |
| CUTFOX-LB VDE | 1212527 | 367 |
| CUTFOX-S VDE | 1212207 | 367 |
| CUTFOX-SP VDE | 1212206 | 367 |
| **D** | | |
| DUSPOL EXPERT | 1209091 | 434 |
| **E** | | |
| E/AL-NS 35 | 1201662 | 499 |
| E/MBK | 1401637 | 499 |
| E/MK 1 | 1421659 | 499 |
| E/NS 35 N | 0800886 | 499 |
| E/UK | 1201442 | 498 |
| E/UK 1 | 1201413 | 498 |
| EA 4 | 0805360 | 506 |
| EA 5 | 1024014 | 506 |
| EA 5-WS | 1024085 | 506 |
| EA 7 | 1024250 | 506 |
| EA 11 | 1024263 | 506 |
| EC 10 | 3240176 | 515 |
| EC 10 BK | 3240177 | 515 |
| EC 16 | 3240179 | 515 |
| EC 16 BK | 3240180 | 515 |
| EC 16 P TR | 3240182 | 513 |
| EC 2,5 P TR | 3240167 | 512 |
| EC 25 | 3240183 | 515 |
| EC 25 BK | 3240184 | 515 |
| EC 4 | 3240168 | 514 |
| EC 4 BK | 3240169 | 514 |
| EC 4 P TR | 3240171 | 513 |
| EC 6 | 3240172 | 514 |
| EC 6 BK | 3240173 | 514 |
| EC 6 P TR | 3240175 | 513 |
| EK 116 | 0401010 | 509 |
| EK 135 | 0401023 | 509 |
| EM-DUO 120/15 | 5600461 | 519 |
| EM-DUO/120/15/GFI | 5600462 | 519 |
| EMG 45-SD-D/LA/SI | 2943738 | 518 |
| EMG 45-SD-D/LA/SI YE | 2940825 | 518 |
| EMG 90-2SD-D/LA | 2941523 | 518 |
| EML (100X73)R | 0817125 | 270 |
| EML (100X73)R CUS | 0824282 | 272 |
| EML (100X73)R SR | 0817112 | 271 |
| EML (100X73)R SR CUS | 0824283 | 273 |
| EML (100X73)R YE | 0817138 | 271 |
| EML (100X73)R YE CUS | 0824284 | 273 |
| EML (100X90)R | 0817154 | 270 |
| EML (100X90)R CUS | 0824285 | 272 |
| EML (100X90)R SR | 0817141 | 271 |
| EML (100X90)R SR CUS | 0824286 | 273 |
| EML (100XE)RL SR | 0815787 | 271 |
| EML (101,6X25,4)RL SR | 0815790 | 271 |
| EML (101,6X25,4)RL SR CUS | 0824288 | 273 |
| EML (10X4)R | 0815583 | 270 |
| EML (10X4)R CUS | 0824289 | 272 |
| EML (10X7)R | 0816663 | 270 |
| EML (10X7)R CUS | 0824290 | 272 |
| EML (10X7)R YE | 0816676 | 271 |
| EML (10X7)R YE CUS | 0824291 | 273 |
| EML (15X9)R | 0815677 | 270 |
| EML (15X9)R CUS | 0824294 | 272 |
| EML (15X9)R SR | 0816032 | 271 |
| EML (15X9)R SR CUS | 0824295 | 273 |
| EML (15X9)R YE | 0816045 | 271 |
| EML (15X9)R YE CUS | 0824296 | 273 |
| EML (16,5X5)R | 0816702 | 270 |
| EML (16,5X5)R CUS | 0824297 | 272 |
| EML (16,5X5)R YE | 0816728 | 271 |
| EML (16,5X5)R YE CUS | 0824298 | 273 |
| EML (16,5X5)RL | 0816113 | 270 |
| EML (16,5X5)RL YE | 0816126 | 271 |
| EML (16X7)R | 0818001 | 270 |
| EML (16X7)R CUS | 0824301 | 272 |
| EML (16X7)R YE | 0816731 | 271 |
| EML (16X7)R YE CUS | 0824302 | 273 |
| EML (17,5X8)R | 0816744 | 270 |
| EML (17,5X8)R CUS | 0824303 | 272 |
| EML (17,5X8)R YE | 0816757 | 271 |
| EML (17,5X8)R YE CUS | 0824304 | 273 |
| EML (17,5X8)RL YE | 0816139 | 271 |
| EML (19X6)R | 0816760 | 270 |
| EML (19X6)R CUS | 0824306 | 272 |
| EML (20X7)R YE | 0816773 | 271 |
| EML (20X7)R YE CUS | 0824308 | 273 |
| EML (20X8)R | 0816786 | 270 |
| EML (20X8)R CUS | 0824309 | 272 |
| EML (20X8)R YE | 0816799 | 271 |
| EML (20X8)R YE CUS | 0824310 | 273 |
| EML (21,5X21,5)R SR | 0816812 | 271 |
| EML (21,5X21,5)R SR CUS | 0824312 | 273 |
| EML (25,4X12,7)R | 0816825 | 270 |
| EML (25,4X12,7)R CUS | 0824313 | 272 |
| EML (25,4X12,7)R YE | 0816838 | 271 |
| EML (25,4X12,7)R YE CUS | 0824314 | 273 |
| EML (26,5X12)R SR | 0816854 | 271 |
| EML (26,5X12)R SR CUS | 0824315 | 273 |
| EML (26,5X17,5)R SR | 0816883 | 271 |
| EML (26,5X17,5)R SR CUS | 0824318 | 273 |
| EML (26,5X17,5)R YE | 0816896 | 271 |
| EML (26,5X17,5)R YE CUS | 0824319 | 273 |
| EML (26,5X18,5)R SR | 0816906 | 271 |
| EML (26,5X18,5)R SR CUS | 0824320 | 273 |
| EML (26,5X26,5)R SR | 0816919 | 271 |
| EML (26,5X26,5)R SR CUS | 0824321 | 273 |
| EML (26,5X7,5)R SR | 0816841 | 271 |
| EML (26,5X7,5)R SR CUS | 0824322 | 273 |
| EML (30X20)R | 0816922 | 270 |
| EML (30X20)R CUS | 0824323 | 272 |
| EML (30X20)R YE | 0816935 | 271 |
| EML (30X20)R YE CUS | 0824324 | 273 |
| EML (37XE)RL TR | 0815716 | 270 |
| EML (38,1X19)RL | 0816171 | 270 |
| EML (38,1X19)RL CUS | 0824327 | 272 |
| EML (38X17)R | 0816951 | 270 |
| EML (38X17)R CUS | 0824328 | 272 |
| EML (40X15)R SR | 0815729 | 271 |
| EML (40X15)R SR CUS | 0824329 | 273 |
| EML (40X25)R | 0818027 | 270 |
| EML (40X25)R CUS | 0824330 | 272 |
| EML (40X25)R YE | 0816977 | 271 |
| EML (40X25)R YE CUS | 0824331 | 273 |
| EML (40X8)R | 0816980 | 270 |
| EML (40X8)R CUS | 0824332 | 272 |
| EML (50,8X25,4)RL | 0816184 | 270 |
| EML (50,8X25,4)RL CUS | 0824333 | 272 |
| EML (51X25)R | 0817028 | 270 |
| EML (51X25)R CUS | 0824335 | 272 |
| EML (51X25)R SR | 0817002 | 271 |
| EML (51X25)R SR CUS | 0824336 | 273 |
| EML (51X25)R YE | 0817031 | 271 |
| EML (51X25)R YE CUS | 0824337 | 273 |
| EML (69,8X31,8)RL | 0816197 | 270 |
| EML (69,8X31,8)RL CUS | 0824339 | 272 |
| EML (70X32)R | 0817060 | 270 |
| EML (70X32)R CUS | 0824340 | 272 |
| EML (70X32)R SR | 0817057 | 271 |
| EML (70X32)R SR CUS | 0824341 | 273 |
| EML (70X32)R YE | 0817073 | 271 |
| EML (70X32)R YE CUS | 0824342 | 273 |
| EML (70X50)R | 0817099 | 270 |
| EML (70X50)R CUS | 0824343 | 272 |
| EML (70X50)R SR | 0817086 | 271 |
| EML (70X50)R SR CUS | 0824344 | 273 |
| EML (76,2X6,5)RL YE | 0816207 | 271 |
| EML (76,2X6,5)RL YE CUS | 0824345 | 273 |
| EML (90X5)R | 0817109 | 270 |
| EML (90X5)R CUS | 0824346 | 272 |
| EML (D17,5)R | 0815774 | 270 |
| EML (D17,5)R CUS | 0824347 | 272 |
| EML (100X40)R | 0800286 | 270 |
| EML (100X40)R CUS | 0802698 | 272 |
| EML (100X40)R SR | 0802697 | 271 |
| EML (100X40)R SR CUS | 0828993 | 273 |
| EML (15X6) R YE | 0819288 | 271 |
| EML (15X6) R YE CUS | 0824348 | 273 |
| EML (18X7)RL YE | 0802733 | 271 |
| EML (18X7)RL YE CUS | 0802734 | 273 |
| EML (24X3)R | 0830291 | 109 |
| EML (24X4)R | 0800061 | 109 |
| EML (25,4X12,7)RL | 0816087 | 270 |
| EML (40X6)R | 0830481 | 213 |
| EML (40X6)R YE | 0830482 | 213 |
| EML (40X6)R CUS | 0830487 | 213 |
| EML (40X6)R YE CUS | 0830488 | 213 |
| EML (50X10)R | 0830483 | 213 |
| EML (50X10)R CUS | 0830489 | 213 |
| EML (50X10)R YE | 0830484 | 213 |
| EML (50X10)R YE CUS | 0830490 | 213 |
| EML (75X10)R | 0830485 | 213 |
| EML (75X10)R CUS | 0830491 | 213 |
| EML (75X10)R YE | 0830486 | 213 |
| EML (75X10)R YE CUS | 0830492 | 213 |
| EML-ESD (15X15)R | 0830566 | 284 |
| EML-ESD (15X15)R CUS | 0830590 | 285 |
| EML-ESD (15X15)RL-T | 0830578 | 285 |
| EML-ESD (15X6)R | 0830565 | 284 |
| EML-ESD (15X6)R CUS | 0830589 | 285 |
| EML-ESD (15X6)RL-T | 0830577 | 285 |
| EML-ESD (20X7)R | 0830567 | 284 |
| EML-ESD (20X7)R CUS | 0830591 | 285 |
| EML-ESD (20X7)RL-T | 0830579 | 285 |
| EML-ESD (24X4)R | 0830568 | 284 |
| EML-ESD (24X4)R CUS | 0830592 | 285 |
| EML-ESD (24X4)RL-T | 0830580 | 285 |
| EML-ESD (25,4X12,7)R | 0830570 | 284 |
| EML-ESD (25,4X12,7)R CUS | 0830594 | 285 |
| EML-ESD (25,4X12,7)RL-T | 0830582 | 285 |
| EML-ESD (25X8)R | 0830569 | 284 |
| EML-ESD (25X8)R CUS | 0830593 | 285 |
| EML-ESD (25X8)RL-T | 0830581 | 285 |
| EML-ESD (32X10)R | 0830571 | 284 |
| EML-ESD (32X10)R CUS | 0830595 | 285 |
| EML-ESD (32X10)RL-T | 0830583 | 285 |
| EML-ESD (35X6,5)R | 0830572 | 284 |
| EML-ESD (35X6,5)R CUS | 0830596 | 285 |
| EML-ESD (35X6,5)RL-T | 0830584 | 285 |
| EML-ESD (40X15)R | 0830573 | 284 |
| EML-ESD (40X15)R CUS | 0830597 | 285 |
| EML-ESD (40X15)RL-T | 0830585 | 285 |
| EML-ESD (45X5)R | 0830574 | 284 |
| EML-ESD (45X5)R CUS | 0830598 | 285 |
| EML-ESD (45X5)RL-T | 0830586 | 285 |
| EML-ESD (50X10)R | 0830575 | 284 |
| EML-ESD (50X10)R CUS | 0830599 | 285 |
| EML-ESD (50X10)RL-T | 0830587 | 285 |
| EML-ESD (8X8)R | 0830564 | 284 |
| EML-ESD (8X8)R CUS | 0830588 | 285 |
| EML-ESD (8X8)RL-T | 0830576 | 285 |
| EML-HA (100X73)R | 0830731 | 280 |
| EML-HA (100X73)R CUS | 0830739 | 281 |
| EML-HA (100X73)R SR | 0830735 | 281 |
| EML-HA (100X73)R SR CUS | 0830743 | 281 |
| EML-HA (100X90)R | 0830732 | 280 |
| EML-HA (100X90)R CUS | 0830740 | 281 |
| EML-HA (100X90)R SR | 0830736 | 281 |
| EML-HA (100X90)R SR CUS | 0830744 | 281 |

## Alphabetical


| Type | Order No. | Page |
|---|---|---|
| EML-HA (15X9)R | 0830600 | 280 |
| EML-HA (15X9)R CUS | 0830622 | 281 |
| EML-HA (15X9)R SR | 0830611 | 281 |
| EML-HA (15X9)R SR CUS | 0830633 | 281 |
| EML-HA (19X6)R | 0830601 | 280 |
| EML-HA (19X6)R CUS | 0830623 | 281 |
| EML-HA (19X6)R SR | 0830612 | 281 |
| EML-HA (19X6)R SR CUS | 0830634 | 281 |
| EML-HA (20X20)R | 0830602 | 280 |
| EML-HA (20X20)R CUS | 0830624 | 281 |
| EML-HA (20X20)R SR | 0830613 | 281 |
| EML-HA (20X20)R SR CUS | 0830635 | 281 |
| EML-HA (26,5X12)R | 0830603 | 280 |
| EML-HA (26,5X12)R CUS | 0830625 | 281 |
| EML-HA (26,5X12)R SR | 0830614 | 281 |
| EML-HA (26,5X12)R SR CUS | 0830636 | 281 |
| EML-HA (40X15)R | 0830605 | 280 |
| EML-HA (40X15)R CUS | 0830627 | 281 |
| EML-HA (40X15)R SR | 0830616 | 281 |
| EML-HA (40X15)R SR CUS | 0830638 | 281 |
| EML-HA (40X8)R | 0830604 | 280 |
| EML-HA (40X8)R CUS | 0830626 | 281 |
| EML-HA (40X8)R SR | 0830615 | 281 |
| EML-HA (40X8)R SR CUS | 0830637 | 281 |
| EML-HA (51X25)R | 0830729 | 280 |
| EML-HA (51X25)R CUS | 0830737 | 281 |
| EML-HA (51X25)R SR | 0830733 | 281 |
| EML-HA (51X25)R SR CUS | 0830741 | 281 |
| EML-HA (60X30)R | 0830606 | 280 |
| EML-HA (60X30)R CUS | 0830628 | 281 |
| EML-HA (60X30)R SR | 0830617 | 281 |
| EML-HA (60X30)R SR CUS | 0830639 | 281 |
| EML-HA (70X150)R | 0830608 | 280 |
| EML-HA (70X150)R CUS | 0830630 | 281 |
| EML-HA (70X150)R SR | 0830619 | 281 |
| EML-HA (70X150)R SR CUS | 0830641 | 281 |
| EML-HA (70X32)R | 0830607 | 280 |
| EML-HA (70X32)R CUS | 0830629 | 281 |
| EML-HA (70X32)R SR | 0830618 | 281 |
| EML-HA (70X32)R SR CUS | 0830640 | 281 |
| EML-HA (70X50)R | 0830730 | 280 |
| EML-HA (70X50)R CUS | 0830738 | 281 |
| EML-HA (70X50)R SR | 0830734 | 281 |
| EML-HA (70X50)R SR CUS | 0830742 | 281 |
| EML-HA (76X51)R | 0830609 | 280 |
| EML-HA (76X51)R CUS | 0830631 | 281 |
| EML-HA (76X51)R SR | 0830620 | 281 |
| EML-HA (76X51)R SR CUS | 0830642 | 281 |
| EML-HA (85X32)R | 0830610 | 280 |
| EML-HA (85X32)R CUS | 0830632 | 281 |
| EML-HA (85X32)R SR | 0830621 | 281 |
| EML-HA (85X32)R SR CUS | 0830643 | 281 |
| EML-HT (15X15)R | 0800341 | 282 |
| EML-HT (15X15)R CUS | 0830170 | 283 |
| EML-HT (15X15)RL-T | 0830653 | 283 |
| EML-HT (15X6)R | 0830644 | 282 |
| EML-HT (15X6)R CUS | 0830663 | 283 |
| EML-HT (15X6)RL-T | 0830652 | 283 |
| EML-HT (20X7)R | 0830645 | 282 |
| EML-HT (20X7)R CUS | 0830664 | 283 |
| EML-HT (20X7)RL-T | 0830654 | 283 |
| EML-HT (24X4)R | 0830646 | 282 |
| EML-HT (24X4)R CUS | 0830665 | 283 |
| EML-HT (24X4)RL-T | 0830655 | 283 |
| EML-HT (25,4X12,7)R | 0830648 | 282 |
| EML-HT (25,4X12,7)R CUS | 0830667 | 283 |
| EML-HT (25,4X12,7)RL-T | 0830657 | 283 |
| EML-HT (25X8)R | 0830647 | 282 |
| EML-HT (25X8)R CUS | 0830666 | 283 |
| EML-HT (25X8)RL-T | 0830656 | 283 |
| EML-HT (32X10)R | 0830649 | 282 |
| EML-HT (32X10)R CUS | 0830668 | 283 |
| EML-HT (32X10)RL-T | 0830658 | 283 |
| EML-HT (35X6,5)R | 0830650 | 282 |
| EML-HT (35X6,5)R CUS | 0830669 | 283 |
| EML-HT (35X6,5)RL-T | 0830659 | 283 |
| EML-HT (40X15)R | 0800339 | 282 |
| EML-HT (40X15)R CUS | 0830168 | 283 |
| EML-HT (40X15)RL-T | 0830660 | 283 |
| EML-HT (45X5)R | 0800337 | 282 |
| EML-HT (45X5)R CUS | 0830166 | 283 |
| EML-HT (45X5)RL-T | 0830661 | 283 |
| EML-HT (50X10)R | 0800338 | 282 |
| EML-HT (50X10)R CUS | 0830167 | 283 |
| EML-HT (50X10)RL-T | 0830662 | 283 |
| EML-HT (8X8)R | 0800340 | 282 |
| EML-HT (8X8)R CUS | 0830169 | 283 |
| EML-HT (8X8)RL-T | 0830651 | 283 |
| EML-HT (D12)R | 0801376 | 282 |
| EML-RM (15X15)R | 0830530 | 286 |
| EML-RM (15X15)R CUS | 0830554 | 287 |
| EML-RM (15X15)RL-T | 0830542 | 287 |
| EML-RM (15X6)R | 0830529 | 286 |
| EML-RM (15X6)R CUS | 0830553 | 287 |
| EML-RM (15X6)RL-T | 0830541 | 287 |
| EML-RM (20X7)R | 0830531 | 286 |
| EML-RM (20X7)R CUS | 0830555 | 287 |
| EML-RM (20X7)RL-T | 0830543 | 287 |
| EML-RM (24X4)R | 0830532 | 286 |
| EML-RM (24X4)R CUS | 0830556 | 287 |
| EML-RM (24X4)RL-T | 0830544 | 287 |
| EML-RM (25,4X12,7)R | 0830534 | 286 |
| EML-RM (25,4X12,7)R CUS | 0830558 | 287 |
| EML-RM (25,4X12,7)RL-T | 0830546 | 287 |
| EML-RM (25X8)R | 0830533 | 286 |
| EML-RM (25X8)R CUS | 0830557 | 287 |
| EML-RM (25X8)RL-T | 0830545 | 287 |
| EML-RM (32X10)R | 0830535 | 286 |
| EML-RM (32X10)R CUS | 0830559 | 287 |
| EML-RM (32X10)RL-T | 0830547 | 287 |
| EML-RM (35X6,5)R | 0830536 | 286 |
| EML-RM (35X6,5)R CUS | 0830560 | 287 |
| EML-RM (35X6,5)RL-T | 0830548 | 287 |
| EML-RM (40X15)R | 0830537 | 286 |
| EML-RM (40X15)R CUS | 0830561 | 287 |
| EML-RM (40X15)RL-T | 0830549 | 287 |
| EML-RM (45X5)R | 0830538 | 286 |
| EML-RM (45X5)R CUS | 0830562 | 287 |
| EML-RM (45X5)RL-T | 0830550 | 287 |
| EML-RM (50X10)R | 0830539 | 286 |
| EML-RM (50X10)R CUS | 0830563 | 287 |
| EML-RM (50X10)RL-T | 0830551 | 287 |
| EML-RM (8X8)R | 0830528 | 286 |
| EML-RM (8X8)R CUS | 0830552 | 287 |
| EML-RM (8X8)RL-T | 0830540 | 287 |
| EMLC (5,5X20)R | 0817617 | 279 |
| EMLC (5,5X20)R CUS | 0824350 | 279 |
| EMLC (5,5X40)R | 0817620 | 279 |
| EMLC (5,5X40)R CUS | 0824351 | 279 |
| EMLC (15X9)R YE | 0800236 | 279 |
| EMLC (15X9)R YE CUS | 0830158 | 279 |
| EMLC (17,5X8)R YE | 0800237 | 279 |
| EMLC (17,5X8)R YE CUS | 0830159 | 279 |
| EMLC (20X8)R | 0815680 | 279 |
| EMLC (20X8)R CUS | 0824352 | 279 |
| EMLC (20X8)R YE | 0800235 | 279 |
| EMLC (20X8)R YE CUS | 0830157 | 279 |
| EMLC (20X8)RL YE | 0815800 | 279 |
| EMLC (25,4X12,7)R YE | 0800238 | 279 |
| EMLC (25,4X12,7)R YE CUS | 0830160 | 279 |
| EMLC (25X8)R YE | 0800240 | 279 |
| EMLC (25X8)R YE CUS | 0830161 | 279 |
| EMLC (38X17)R YE | 0800557 | 279 |
| EMLC (38X17)R YE CUS | 0830164 | 279 |
| EMLC (40X8)R | 0800554 | 279 |
| EMLC (40X8)R CUS | 0830162 | 279 |
| EMLC (40X8)R YE | 0800555 | 279 |
| EMLC (40X8)R YE CUS | 0830163 | 279 |
| EMLC (51X25)R YE | 0800558 | 279 |
| EMLC (51X25)R YE CUS | 0830165 | 279 |
| EMLF (108XE)R | 0800549 | 278 |
| EMLF (108XE)R CUS | 0830183 | 278 |
| EMLF (108XE)R SR | 0800551 | 278 |
| EMLF (108XE)R SR CUS | 0830185 | 278 |
| EMLF (108XE)R TR | 0800552 | 278 |
| EMLF (108XE)R TR CUS | 0830186 | 278 |
| EMLF (108XE)R YE | 0800550 | 278 |
| EMLF (108XE)R YE CUS | 0830184 | 278 |
| EMLP (13X9)R | 0819453 | 274 |
| EMLP (13X9)R CUS | 0824354 | 274 |
| EMLP (17,5X12)R | 0819466 | 274 |
| EMLP (17,5X12)R CUS | 0824355 | 274 |
| EMLP (17,5X15)R | 0802684 | 274 |
| EMLP (17,5X15)R CUS | 0802690 | 274 |
| EMLP (17,5X15)R SR | 0802685 | 274 |
| EMLP (17,5X15)R SR CUS | 0802691 | 274 |
| EMLP (17X7)R | 0826844 | 274 |
| EMLP (17X7)R CUS | 0827083 | 274 |
| EMLP (20X7)R | 0819479 | 274 |
| EMLP (20X7)R CUS | 0824356 | 274 |
| EMLP (20X8)R | 0819482 | 274 |
| EMLP (20X8)R CUS | 0824357 | 274 |
| EMLP (22X12)R | 0819495 | 274 |
| EMLP (22X12)R CUS | 0824358 | 274 |
| EMLP (22X22)R SR | 0825528 | 274 |
| EMLP (22X22)R SR CUS | 0827475 | 274 |
| EMLP (27X12,5)R SR | 0819521 | 274 |
| EMLP (27X12,5)R SR CUS | 0824359 | 274 |
| EMLP (27X18)R SR | 0819534 | 274 |
| EMLP (27X18)R SR CUS | 0824360 | 274 |
| EMLP (27X27)R SR | 0827467 | 274 |
| EMLP (27X27)R SR CUS | 0827469 | 274 |
| EMLP (27X8)R SR | 0819518 | 274 |
| EMLP (27X8)R SR CUS | 0824361 | 274 |
| EMLP (45X15)R | 0801820 | 274 |
| EMLP (45X15)R CUS | 0828990 | 274 |
| EMLP (45X15)R SR | 0819547 | 274 |
| EMLP (45X15)R SR CUS | 0824362 | 274 |
| EMLP (45X25)R | 0802727 | 274 |
| EMLP (45X25)R CUS | 0802730 | 274 |
| EMLP (60X30)R | 0819505 | 274 |
| EMLP (60X30)R CUS | 0824363 | 274 |
| EMLP (60X30)R SR | 0801729 | 274 |
| EMLP (60X30)R SR CUS | 0830398 | 274 |
| EMLP (65X25)R | 0802728 | 274 |
| EMLP (65X25)R CUS | 0802731 | 274 |
| EMLP (EX15)R | 0802686 | 275 |
| EMLP (EX15)R CUS | 0802692 | 275 |
| EMLP (EX15)R SR | 0802687 | 275 |
| EMLP (EX15)R SR CUS | 0802694 | 275 |
| EMLP (EX30)R | 0802688 | 275 |
| EMLP (EX30)R CUS | 0802695 | 275 |
| EMLP (EX30)R SR | 0802689 | 275 |
| EMLP (EX30)R SR CUS | 0802696 | 275 |
| EMLP 24 (30X12) | 0822301 | 295 |
| EMLP 24 (30X12) BK | 0822314 | 295 |
| EMLP 24 (30X12) BK CUS | 0824365 | 295 |
| EMLP 24 (30X12) CUS | 0824364 | 295 |
| EMLP 24 (30X12) SR | 0822330 | 295 |
| EMLP 24 (30X12) SR CUS | 0824366 | 295 |
| EMLP 24 (30X12)R | 0819550 | 276 |
| EMLP 24 (30X12)R CUS | 0824367 | 276 |
| EMLP 24 (30X12)R GN | 0819589 | 276 |
| EMLP 24 (30X12)R GN CUS | 0824368 | 276 |
| EMLP 24 (30X12)R RD | 0819576 | 276 |
| EMLP 24 (30X12)R RD CUS | 0824369 | 276 |
| EMLP 24 (30X12)R SR | 0819563 | 276 |
| EMLP 24 (30X12)R SR CUS | 0824370 | 276 |
| EMLP 30(45X10)R | 0801855 | 277 |
| EMLP 30(45X10)R BK | 0801858 | 277 |
| EMLP 30(45X10)R BK CUS | 0802009 | 277 |
| EMLP 30(45X10)R CUS | 0802007 | 277 |
| EMLP 30(45X10)R YE | 0801857 | 277 |
| EMLP 30(45X10)R YE CUS | 0802008 | 277 |
| EMLP 32 (38X14) | 0822291 | 295 |
| EMLP 32 (38X14) BK | 0822327 | 295 |
| EMLP 32 (38X14) BK CUS | 0824372 | 295 |
| EMLP 32 (38X14) CUS | 0824371 | 295 |
| EMLP 32 (38X14) SR | 0822343 | 295 |
| EMLP 32 (38X14) SR CUS | 0824373 | 295 |
| EMLP-AL (100X60) | 0830515 | 231 |
| EMLP-AL (100X60) CUS | 0830523 | 231 |
| EMLP-AL (27X15) | 0830508 | 231 |
| EMLP-AL (27X15) CUS | 0830516 | 231 |
| EMLP-AL (27X18) | 0830509 | 231 |
| EMLP-AL (27X18) CUS | 0830517 | 231 |
| EMLP-AL (49X15) | 0830511 | 231 |
| EMLP-AL (49X15) CUS | 0830519 | 231 |
| EMLP-AL (60X15) | 0830512 | 231 |
| EMLP-AL (60X15) CUS | 0830520 | 231 |
| EMLP-AL (60X30) | 0830513 | 231 |
| EMLP-AL (60X30) CUS | 0830521 | 231 |
| EMLP-AL (85,6X54) | 0830514 | 231 |
| EMLP-AL (85,6X54) CUS | 0830522 | 231 |
| EMLPR (100X30) | 0800362 | 301 |
| EMLPR (26,5X14,5) | 0800546 | 297 |
| EMLPR (26,5X17,5) | 0800360 | 297 |
| EMLPR (26,5X26,5) | 0800361 | 297 |
| EMLPR (30X40) | 0800359 | 301 |
| EMLPR (80X42) | 0800357 | 301 |
| EMLPR (80X60) | 0800358 | 301 |
| EMLS (15X9)R SR | 0800347 | 288 |
| EMLS (15X9)R SR CUS | 0830175 | 289 |
| EMLS (19X6)R SR | 0800343 | 288 |
| EMLS (19X6)R SR CUS | 0830171 | 289 |
| EMLS (20X20)R SR | 0800344 | 288 |
| EMLS (20X20)R SR CUS | 0830172 | 289 |
| EMLS (26,5X12)R SR | 0800353 | 288 |
| EMLS (26,5X12)R SR CUS | 0830179 | 289 |
| EMLS (38,1X19)R SR | 0800354 | 288 |
| EMLS (38,1X19)R SR CUS | 0830180 | 289 |
| EMLS (40X15)R SR | 0800345 | 288 |
| EMLS (40X15)R SR CUS | 0830173 | 289 |
| EMLS (40X8)R SR | 0800348 | 288 |
| EMLS (40X8)R SR CUS | 0830176 | 289 |
| EMLS (60X30)R SR | 0800355 | 288 |
| EMLS (60X30)R SR CUS | 0830181 | 289 |
| EMLS (70X150)R SR | 0800351 | 288 |
| EMLS (70X150)R SR CUS | 0830178 | 289 |
| EMLS (70X32)R SR | 0800346 | 288 |
| EMLS (70X32)R SR CUS | 0830174 | 289 |
| EMLS (76X51)R SR | 0800350 | 288 |
| EMLS (76X51)R SR CUS | 0830177 | 289 |
| EMLS (85X32)R SR | 0800356 | 288 |
| EMLS (85X32)R SR CUS | 0830182 | 289 |
| EMP-AL (27X15) | 0830776 | 233 |
| EMP-AL (27X15) CUS | 0830798 | 233 |
| EMP-AL (27X18) | 0830777 | 233 |
| EMP-AL (27X18) CUS | 0830799 | 233 |
| EMP-AL (49X15) | 0830778 | 233 |
| EMP-AL (49X15) CUS | 0830800 | 233 |
| EMP-AL (60X15) | 0830779 | 233 |
| EMP-AL (60X15) CUS | 0830801 | 233 |
| EMP-AL (60X30) | 0830796 | 233 |
| EMP-AL (60X30) CUS | 0830802 | 233 |
| EMP-AL (85,6X54) | 0830797 | 233 |
| EMP-AL (85,6X54) CUS | 0830803 | 233 |
| EMPPR (27X15) | 0829535 | 297 |
| EMPPR (27X18) | 0829536 | 297 |
| EMSP-AL (39X15) | 0830510 | 232 |
| EMSP-AL (39X15) CUS | 0830518 | 232 |
| EMSP-AL (50X15) | 0830773 | 232 |
| EMSP-AL (50X15) CUS | 0830775 | 232 |
| EMSP-AL (50X30) | 0830502 | 232 |
| EMSP-AL (50X30) CUS | 0830505 | 232 |
| EMSP-AL (75,6X54) | 0830503 | 232 |
| EMSP-AL (75,6X54) CUS | 0830506 | 232 |
| EMSP-AL (90X60) | 0830504 | 232 |
| EMSP-AL (90X60) CUS | 0830507 | 232 |
| EMT (10X4)R | 0816235 | 208 |
| EMT (10X4)R CUS | 0824374 | 208 |
| EMT (15X4)R | 0817329 | 208 |
| EMT (15X4)R BU | 0817332 | 208 |
| EMT (15X4)R BU CUS | 0824376 | 208 |
| EMT (15X4)R CUS | 0824375 | 208 |
| EMT (15X4)R RD | 0816249 | 208 |
| EMT (15X4)R RD CUS | 0824377 | 208 |
| EMT (15X4)R YE | 0817358 | 208 |
| EMT (15X4)R YE CUS | 0824378 | 208 |
| EMT (23X4)R | 0817361 | 208 |
| EMT (23X4)R CUS | 0824379 | 208 |
| EMT (23X4)R YE | 0817374 | 208 |
| EMT (23X4)R YE CUS | 0824380 | 208 |
| EMT (24X4)R | 0816265 | 208 |
| EMT (24X4)R CUS | 0824381 | 208 |
| EMT (25X6)R | 0817264 | 208 |
| EMT (25X6)R CUS | 0824382 | 208 |
| EMT (29X8)R | 0817277 | 208 |
| EMT (29X8)R CUS | 0824383 | 208 |
| EMT (29X8)R YE | 0817280 | 208 |

| Type | Order No. | Page |
|---|---|---|
| EMT (29X8)R YE CUS | 0824384 | 208 |
| EMT (40X17)R | 0817293 | 208 |
| EMT (40X17)R CUS | 0824385 | 208 |
| EMT (103X17)R | 0800039 | 291 |
| EMT (103X17)R CUS | 0830238 | 291 |
| EMT (103X17)R TQ | 0800041 | 291 |
| EMT (103X17)R TQ CUS | 0830239 | 291 |
| EMT (103X17)R YE | 0800436 | 291 |
| EMT (103X17)R YE CUS | 0830240 | 291 |
| EMT (103X23)R | 0800040 | 291 |
| EMT (103X23)R CUS | 0830241 | 291 |
| EMT (103X23)R TQ | 0800042 | 291 |
| EMT (103X23)R TQ CUS | 0830242 | 291 |
| EMT (103X23)R YE | 0800437 | 291 |
| EMT (103X23)R YE CUS | 0830243 | 291 |
| EMT (31X12,5)R GY | 0801612 | 291 |
| EMT (31X12,5)R GY CUS | 0830390 | 291 |
| EMT (35X28)R | 0801602 | 290 |
| EMT (35X28)R CUS | 0830391 | 290 |
| EMT (35X28)R YE | 0801603 | 290 |
| EMT (35X28)R YE CUS | 0830392 | 290 |
| EMT (35X46)R | 0801604 | 290 |
| EMT (35X46)R CUS | 0830393 | 290 |
| EMT (35X46)R YE | 0801605 | 290 |
| EMT (35X46)R YE CUS | 0830394 | 290 |
| EMT (50/28X13)R | 0800049 | 291 |
| EMT (50/28X13)R CUS | 0830245 | 291 |
| EMT (50/28X13)R TQ | 0800050 | 291 |
| EMT (50/28X13)R TQ CUS | 0830246 | 291 |
| EMT (50/28X13)R YE | 0800438 | 291 |
| EMT (50/28X13)R YE CUS | 0830247 | 291 |
| EMT (50X26)R | 0800052 | 291 |
| EMT (50X26)R CUS | 0830248 | 291 |
| EMT (50X26)R TQ | 0800053 | 291 |
| EMT (50X26)R TQ CUS | 0830249 | 291 |
| EMT (50X26)R YE | 0800054 | 291 |
| EMT (50X26)R YE CUS | 0830250 | 291 |
| EMT (60X15)R | 0801846 | 208 |
| EMT (60X15)R CUS | 0801998 | 208 |
| EMT (62X10)R | 0800057 | 290 |
| EMT (62X10)R CUS | 0830251 | 290 |
| EMT (62X10)R YE | 0800477 | 290 |
| EMT (62X10)R YE CUS | 0830252 | 290 |
| EMT (62X46)R | 0800059 | 290 |
| EMT (62X46)R CUS | 0830253 | 290 |
| EMT (62X46)R YE | 0800478 | 290 |
| EMT (62X46)R YE CUS | 0830254 | 290 |
| EMT (EX15)R | 0830671 | 265 |
| EMT (EX15)R CUS | 0830395 | 265 |
| ES-SSMK-GB 60X18 | 5032468 | 300 |
| ES-SSMK-GB 96X30 | 5032455 | 300 |
| ESL (25X6) | 0801849 | 214 |
| ESL (60X15) | 0801851 | 215 |
| ESL 24X 4 | 0808231 | 217 |
| ESL 26X 6 | 0808105 | 109 |
| ESL 29X 8 | 0808257 | 215 |
| ESL 40X17 | 0808095 | 215 |
| ESL 40X17 CUS | 0824403 | 501 |
| ESL 44X 7 | 0808244 | 501 |
| ESL 44X 7 CUS | 0824404 | 501 |

## G

| Type | Order No. | Page |
|---|---|---|
| GBS 3,5-25X12 | 0830292 | 109 |
| GBS 3,5-25X3,5 | 0830290 | 109 |
| GBS 5-25X12 | 0810588 | 109 |
| GBS 5-25X5 | 0829126 | 109 |
| GBS-ZB/26X6 | 0809298 | 109 |
| GKM 1 GY | 1750498 | 218 |
| GKM 2 GY | 1750485 | 219 |
| GLM 4 | 1201769 | 496 |
| GLM 5 | 1201772 | 496 |
| GLM 6 | 1201785 | 496 |
| GPE 13X 9 WH | 0806932 | 294 |
| GPE 13X 9 WH CUS | 0824414 | 294 |
| GPE 17,5X12 WH | 0806916 | 294 |
| GPE 17,5X12 WH CUS | 0824415 | 294 |
| GPE 20X 7 WH | 0806990 | 294 |
| GPE 20X 7 WH CUS | 0824416 | 294 |
| GPE 20X 8 WH | 0806945 | 294 |
| GPE 20X 8 WH CUS | 0824417 | 294 |
| GPE 22X12 WH | 0806929 | 294 |
| GPE 22X12 WH CUS | 0824418 | 294 |
| GPE 22X22 SR/R | 0806628 | 294 |
| GPE 22X22 SR/R CUS | 0824419 | 294 |
| GPE 27X 8 SR/R | 0806877 | 294 |
| GPE 27X 8 SR/R CUS | 0824420 | 294 |
| GPE 27X 8 WH/R | 0815198 | 294 |
| GPE 27X 8 WH/R CUS | 0824421 | 294 |
| GPE 27X12,5 SR/R | 0806880 | 294 |
| GPE 27X12,5 SR/R CUS | 0824422 | 294 |
| GPE 27X18 SR/R | 0806893 | 294 |
| GPE 27X18 SR/R CUS | 0824423 | 294 |
| GPE 27X18 WH/R | 0815208 | 294 |
| GPE 27X18 WH/R CUS | 0824424 | 294 |
| GPE 27X27 SR/R | 0806903 | 294 |
| GPE 27X27 SR/R CUS | 0824425 | 294 |
| GPE 28X17,5 SR | 0807889 | 294 |
| GPE 28X17,5 SR CUS | 0824426 | 294 |
| GPE 45X14 SR/R | 0807009 | 294 |
| GPE 45X14 SR/R CUS | 0824427 | 294 |
| GPE 45X14 WH/R | 0815282 | 294 |
| GPE 45X14 WH/R CUS | 0824428 | 294 |
| GPE 52X26 WH | 0806958 | 294 |
| GPE 52X26 WH CUS | 0824429 | 294 |
| GPE 60X12 RD-WH | 0824202 | 294 |
| GPE 60X12 RD-WH CUS | 0827720 | 294 |
| GPE 60X12 SR/R | 0806631 | 294 |
| GPE 60X12 SR/R CUS | 0824430 | 294 |
| GPE 60X12 WH/R | 0807630 | 294 |
| GPE 60X12 WH/R CUS | 0824431 | 294 |
| GPE 60X30 WH | 0806961 | 294 |
| GPE 60X30 WH CUS | 0824432 | 294 |
| GPE 60X30 WH/R | 0815292 | 294 |
| GPE 60X30 WH/R CUS | 0824433 | 294 |
| GPE 70X32 YE | 0824215 | 294 |
| GPE 70X32 YE CUS | 0827721 | 294 |

## J

| Type | Order No. | Page |
|---|---|---|
| JBC 2,5/3 | 3240164 | 516 |
| JBC 2,5/5 | 3240165 | 517 |
| JBC 2,5/8 | 3240166 | 517 |

## K

| Type | Order No. | Page |
|---|---|---|
| KDT-ST 3 | 3063921 | 540 |
| KDT-ST 4 | 3063934 | 540 |
| KDT-ST 5 | 3063947 | 540 |
| KDT-ST 6 | 3063950 | 540 |
| KDT-ST 7 | 3063963 | 540 |
| KDT-ST 8 | 3063976 | 540 |
| KDT-ST 9 | 3063989 | 540 |
| KDT-ST 10 | 3063992 | 540 |
| KDT-ST 11 | 3064001 | 540 |
| KDT-ST 12 | 3062016 | 540 |
| KDT-ST 13 | 3062029 | 540 |
| KDT-ST 14 | 3062032 | 540 |
| KDT-ST 15 | 3062045 | 540 |
| KDT-ST 16 | 3062058 | 540 |
| KDT-ST 17 | 3062061 | 540 |
| KDT-ST 2 | 1410220 | 540 |
| KEL-EMV 16-4 | 3063507 | 540 |
| KEL-EMV 24-5 | 3063510 | 540 |
| KEL-EMV-F | 3063523 | 540 |
| KLM | 1004306 | 500 |
| KLM 1 | 1004319 | 500 |
| KLM 2 | 0807575 | 500 |
| KLM 3 | 0811969 | 500 |
| KLM 3-L | 0814788 | 500 |
| KLM-A | 1004348 | 501 |
| KME | 0807083 | 217 |
| KMK | 1005208 | 216 |
| KMK 1 | 0830745 | 214 |
| KMK 2 | 1005266 | 215 |
| KMK 3 | 1005211 | 217 |
| KMK 4 | 1005305 | 215 |
| KMK 5 | 0830746 | 215 |
| KMV | 0806644 | 223 |
| KMV 44X9,6 | 0812007 | 223 |
| KMV 44X9,6 CUS | 0828494 | 223 |
| KMV CUS | 0828493 | 223 |

## L

| Type | Order No. | Page |
|---|---|---|
| LM | 1004377 | 217 |

## M

| Type | Order No. | Page |
|---|---|---|
| MARKING BOX | 5147100 | 40 |
| MARKING BOX DE CH | 0801749 | 40 |
| MARKING BOX DK DK | 0801741 | 40 |
| MARKING BOX EN | 5147101 | 40 |
| MARKING BOX EN BE | 0801742 | 40 |
| MARKING BOX ES ES | 0801747 | 40 |
| MARKING BOX FR FR | 0801590 | 40 |
| MARKING BOX HU HU | 0801750 | 40 |
| MARKING BOX IT IT | 0801745 | 40 |
| MARKING BOX PL US | 0801744 | 40 |
| MARKING BOX PT PT | 0801748 | 40 |
| MARKING BOX RU RU | 0801739 | 40 |
| MARKING BOX SE SE | 0801740 | 40 |
| MICROFOX-E | 1212494 | 375 |
| MICROFOX-E ESD | 1212485 | 377 |
| MICROFOX-EO | 1212495 | 375 |
| MICROFOX-F | 1212493 | 375 |
| MICROFOX-F ESD | 1212484 | 377 |
| MICROFOX-P | 1212491 | 375 |
| MICROFOX-P ESD | 1212482 | 377 |
| MICROFOX-PC | 1212492 | 375 |
| MICROFOX-PC ESD | 1212483 | 377 |
| MICROFOX-R | 1212490 | 375 |
| MICROFOX-R ESD | 1212481 | 377 |
| MICROFOX-S ESD | 1212480 | 376 |
| MICROFOX-SB | 1212489 | 374 |
| MICROFOX-SP | 1212488 | 374 |
| MICROFOX-SP-1 | 1212487 | 374 |

## N

| Type | Order No. | Page |
|---|---|---|
| NLS-CU 3/10 SN 1000MM | 0402174 | 508 |
| NLS-CU 6/ 6 SN 1000MM | 0402161 | 508 |
| NS 15 AL PERF 2000MM | 1401763 | 487 |
| NS 15 PERF 2000MM | 1401682 | 487 |
| NS 15 PERF/... | 1208102 | 487 |
| NS 15 UNPERF 2000MM | 1401695 | 486 |
| NS 15 UNPERF/... | 1208089 | 486 |
| NS 15 UNPERF/SO/... | 1208092 | 486 |
| NS 15 WH PERF 2000MM | 1204096 | 487 |
| NS 30/15 PERF.2000MM | 3240262 | 547 |
| NS 32 PERF 2000MM | 1201002 | 496 |
| NS 32 UNPERF 2000MM | 1201015 | 496 |
| NS 35/ 7,5 AL UNPERF 2000MM | 0801704 | 490 |
| NS 35/ 7,5 CAP | 1206560 | 503 |
| NS 35/ 7,5 CU UNPERF 2000MM | 0801762 | 489 |
| NS 35/ 7,5 PERF 755MM | 1207640 | 491 |
| NS 35/ 7,5 PERF 1155MM | 1207666 | 491 |
| NS 35/ 7,5 PERF 2000MM | 0801733 | 491 |
| NS 35/ 7,5 PERF/... | 1208131 | 491 |
| NS 35/ 7,5 UNPERF 2000MM | 0801681 | 488 |
| NS 35/ 7,5 UNPERF/... | 1208115 | 488 |
| NS 35/ 7,5 UNPERF/SO/... | 1208128 | 488 |
| NS 35/ 7,5 V2A UNPERF 2000MM | 0801377 | 490 |
| NS 35/ 7,5 WH UNPERF 2000MM | 1204122 | 489 |
| NS 35/ 7,5 ZN PERF 2000MM | 1206421 | 491 |
| NS 35/ 7,5 ZN UNPERF 2000MM | 1206434 | 489 |
| NS 35/15 AL UNPERF 2000MM | 1201756 | 496 |
| NS 35/15 AL UNPERF/... | 1210213 | 496 |
| NS 35/15 CAP | 1206573 | 503 |
| NS 35/15 CU UNPERF 2000MM | 1201895 | 493 |
| NS 35/15 PERF 755MM | 1207679 | 494 |
| NS 35/15 PERF 955MM | 1207682 | 494 |
| NS 35/15 PERF 1155MM | 1207695 | 494 |
| NS 35/15 PERF 2000MM | 1201730 | 494 |
| NS 35/15 PERF/... | 1208160 | 494 |
| NS 35/15 UNPERF 2000MM | 1201714 | 492 |
| NS 35/15 UNPERF/... | 1208144 | 492 |
| NS 35/15 UNPERF/SO/... | 1208157 | 492 |
| NS 35/15 WH PERF 2000MM | 0806602 | 495 |
| NS 35/15 WH UNPERF 2000MM | 1204135 | 492 |
| NS 35/15 ZN PERF 2000MM | 1206599 | 495 |
| NS 35/15 ZN UNPERF 2000MM | 1206586 | 493 |
| NS 35/15-2,3 UNPERF 2000MM | 1201798 | 493 |

## P

| Type | Order No. | Page |
|---|---|---|
| P-PEN | 0815211 | 48 |
| P-PEN ADAPTER | 0815224 | 48 |
| P-SS-ZB 100 | 1013737 | 298 |
| P-ZB METER | 1051854 | 298 |
| P1 ENGRAVING UNIT | 5145546 | 45 |
| P1 ENGRAVING VC BAG | 5145559 | 45 |
| P1 GRAVER 0.2 | 5145478 | 45 |
| P1 GRAVER 0.3 | 5145481 | 45 |
| P1 GRAVER 0.4 | 5145494 | 45 |
| P1 GRAVER 0.5 | 5145504 | 45 |
| P1 GRAVER 0.7 | 5145517 | 45 |
| P1 GRAVER 1.0 | 5145520 | 45 |
| P1 GRAVER SET | 5145533 | 45 |
| P1 UC-MAG 1 | 5146079 | 46 |
| P1 UC-MAG 2 | 5146082 | 46 |
| P1 UC-MAG 3 | 5146095 | 46 |
| P1 UC-MAG 4 | 5146105 | 46 |
| P1 UC-MAG 5 | 5146118 | 46 |
| P1 UC-MAG 6 | 5146121 | 46 |
| P1 UC-MAG 7 | 5146568 | 46 |
| PAB-KTL | 1013261 | 225 |
| PAB-KTL 23 | 1013957 | 225 |
| PAB-SK 15 | 1013287 | 299 |
| PAB-SK 30 | 1013290 | 299 |
| PABL 15X4 | 0808260 | 208 |
| PABL 15X4 CUS | 0824449 | 208 |
| PATG 0/10 | 1013795 | 224 |
| PATG 0/12 | 0827076 | 224 |
| PATG 0/15 | 1013740 | 224 |
| PATG 0/18 | 0820507 | 224 |
| PATG 0/23 | 0828046 | 224 |
| PATG 1/10 | 1013805 | 224 |
| PATG 1/12 | 0827077 | 224 |
| PATG 1/15 | 1013025 | 224 |
| PATG 1/18 | 0820510 | 224 |
| PATG 1/23 | 1013847 | 224 |
| PATG 1/30 | 0822440 | 224 |
| PATG 2/10 | 1013818 | 224 |
| PATG 2/12 | 0827078 | 224 |
| PATG 2/15 | 1013038 | 224 |
| PATG 2/18 | 0820523 | 224 |
| PATG 2/23 | 1013850 | 224 |
| PATG 2/30 | 0822453 | 224 |
| PATG 3/10 | 1013821 | 224 |
| PATG 3/12 | 0827079 | 224 |
| PATG 3/15 | 1013041 | 224 |
| PATG 3/18 | 0820536 | 224 |
| PATG 3/23 | 1013863 | 224 |
| PATG 3/30 | 0822466 | 224 |
| PATG 4/12 | 0827080 | 224 |
| PATG 4/15 | 1013054 | 224 |
| PATG 4/18 | 0820549 | 224 |
| PATG 4/23 | 0808011 | 224 |
| PATG 4/30 | 0822479 | 224 |
| PATG 5/15 | 1013067 | 224 |
| PATG 5/18 | 0828059 | 224 |
| PATG 5/23 | 0808024 | 224 |
| PATG 5/30 | 0822482 | 224 |
| PATG 6/15 | 1013070 | 224 |
| PATG 6/18 | 0828062 | 224 |

| Type | Order No. | Page |
|---|---|---|
| PATG 6/23 | 0808037 | 224 |
| PATG 7/15 | 1013083 | 224 |
| PATG 7/23 | 0808040 | 224 |
| PATG 8/15 | 1013096 | 224 |
| PATG 8/23 | 0808053 | 224 |
| PATG 9/15 | 1013106 | 224 |
| PATO 1/10 | 1013876 | 225 |
| PATO 1/12 | 0827081 | 225 |
| PATO 1/15 | 1013119 | 225 |
| PATO 1/18 | 0823740 | 225 |
| PATO 1/23 | 1013892 | 225 |
| PATO 1/30 | 0822495 | 225 |
| PATO 2/10 | 1013889 | 225 |
| PATO 2/12 | 0827082 | 225 |
| PATO 2/15 | 1013122 | 225 |
| PATO 2/18 | 0823753 | 225 |
| PATO 2/23 | 1013902 | 225 |
| PATO 2/30 | 0822505 | 225 |
| PATO 3/15 | 1013135 | 225 |
| PATO 4/15 | 1013148 | 225 |
| PKT 9X20 | 0803977 | 225 |
| PML-GHS100 (13X13)R | 1014289 | 349 |
| PML-GHS100 (25X25)R | 1014290 | 349 |
| PML-GHS101 (13X13) | 1014269 | 350 |
| PML-GHS101 (25X25) | 1014270 | 350 |
| PML-GHS102 (13X13) | 1014271 | 351 |
| PML-GHS102 (25X25) | 1014272 | 351 |
| PML-GHS103 (13X13) | 1014273 | 351 |
| PML-GHS103 (25X25) | 1014274 | 351 |
| PML-GHS104 (13X13) | 1014275 | 351 |
| PML-GHS104 (25X25) | 1014276 | 351 |
| PML-GHS105 (13X13) | 1014277 | 352 |
| PML-GHS105 (25X25) | 1014278 | 352 |
| PML-GHS106 (13X13) | 1014279 | 352 |
| PML-GHS106 (25X25) | 1014280 | 352 |
| PML-GHS107 (13X13) | 1014281 | 353 |
| PML-GHS107 (25X25) | 1014282 | 353 |
| PML-GHS108 (13X13) | 1014283 | 353 |
| PML-GHS108 (25X25) | 1014284 | 353 |
| PML-GHS109 (13X13) | 1014285 | 353 |
| PML-GHS109 (25X25) | 1014286 | 353 |
| PML-M100 (D100)R | 1014181 | 335 |
| PML-M100 (D100)R CUS | 1014183 | 335 |
| PML-M100 (D50)R | 1014180 | 335 |
| PML-M100 (D50)R CUS | 1014182 | 335 |
| PML-M101 (D100) | 1014138 | 336 |
| PML-M101 (D200) | 1014139 | 336 |
| PML-M101 (D50) | 1014137 | 336 |
| PML-M102 (D100) | 1014141 | 337 |
| PML-M102 (D200) | 1014142 | 337 |
| PML-M102 (D50) | 1014140 | 337 |
| PML-M103 (D100) | 1014144 | 337 |
| PML-M103 (D200) | 1014145 | 337 |
| PML-M103 (D50) | 1014143 | 337 |
| PML-M104 (D100) | 1014147 | 337 |
| PML-M104 (D200) | 1014148 | 337 |
| PML-M104 (D50) | 1014146 | 337 |
| PML-M105 (D100) | 1014150 | 338 |
| PML-M105 (D200) | 1014151 | 338 |
| PML-M105 (D50) | 1014149 | 338 |
| PML-M106 (D100) | 1014153 | 338 |
| PML-M106 (D200) | 1014154 | 338 |
| PML-M106 (D50) | 1014152 | 338 |
| PML-M107 (D100) | 1014156 | 339 |
| PML-M107 (D200) | 1014157 | 339 |
| PML-M107 (D50) | 1014155 | 339 |
| PML-M108 (D100) | 1014159 | 339 |
| PML-M108 (D200) | 1014160 | 339 |
| PML-M108 (D50) | 1014158 | 339 |
| PML-M109 (D100) | 1014162 | 339 |
| PML-M109 (D200) | 1014163 | 339 |
| PML-M109 (D50) | 1014161 | 339 |
| PML-M110 (D100) | 1014165 | 340 |
| PML-M110 (D200) | 1014166 | 340 |
| PML-M110 (D50) | 1014164 | 340 |
| PML-M111 (D100) | 1014168 | 340 |
| PML-M111 (D200) | 1014169 | 340 |
| PML-M111 (D50) | 1014167 | 340 |
| PML-M112 (D100) | 1014171 | 341 |
| PML-M112 (D200) | 1014172 | 341 |

| Type | Order No. | Page |
|---|---|---|
| PML-M112 (D50) | 1014170 | 341 |
| PML-M113 (D100) | 1014174 | 341 |
| PML-M113 (D200) | 1014175 | 341 |
| PML-M113 (D50) | 1014173 | 341 |
| PML-P100 (D100)R | 1014226 | 327 |
| PML-P100 (D100)R CUS | 1014228 | 327 |
| PML-P100 (D50)R | 1014225 | 327 |
| PML-P100 (D50)R CUS | 1014227 | 327 |
| PML-P101 (D100) | 1014185 | 328 |
| PML-P101 (D200) | 1014186 | 328 |
| PML-P101 (D50) | 1014184 | 328 |
| PML-P102 (D100) | 1014188 | 329 |
| PML-P102 (D200) | 1014189 | 329 |
| PML-P102 (D50) | 1014187 | 329 |
| PML-P103 (D100) | 1014191 | 329 |
| PML-P103 (D200) | 1014192 | 329 |
| PML-P103 (D50) | 1014190 | 329 |
| PML-P104 (D100) | 1014194 | 329 |
| PML-P104 (D200) | 1014195 | 329 |
| PML-P104 (D50) | 1014193 | 329 |
| PML-P105 (D100) | 1014197 | 330 |
| PML-P105 (D200) | 1014198 | 330 |
| PML-P105 (D50) | 1014196 | 330 |
| PML-P106 (D100) | 1014200 | 330 |
| PML-P106 (D200) | 1014201 | 330 |
| PML-P106 (D50) | 1014199 | 330 |
| PML-P107 (D100) | 1014203 | 331 |
| PML-P107 (D200) | 1014204 | 331 |
| PML-P107 (D50) | 1014202 | 331 |
| PML-P108 (D100) | 1014206 | 331 |
| PML-P108 (D200) | 1014207 | 331 |
| PML-P108 (D50) | 1014205 | 331 |
| PML-P109 (D100) | 1014209 | 331 |
| PML-P109 (D200) | 1014210 | 331 |
| PML-P109 (D50) | 1014208 | 331 |
| PML-P110 (D100) | 1014212 | 332 |
| PML-P110 (D200) | 1014213 | 332 |
| PML-P110 (D50) | 1014211 | 332 |
| PML-P111 (D100) | 1014215 | 333 |
| PML-P111 (D200) | 1014216 | 333 |
| PML-P111 (D50) | 1014214 | 333 |
| PML-T101 (26X280)R | 1014229 | 342 |
| PML-T101 (26X280)R CUS | 1014249 | 342 |
| PML-T101 (52X560)R | 1014230 | 342 |
| PML-T101 (52X560)R CUS | 1014250 | 342 |
| PML-T102 (26X280)R | 1014231 | 343 |
| PML-T102 (26X280)R CUS | 1014251 | 343 |
| PML-T102 (52X560)R | 1014232 | 343 |
| PML-T102 (52X560)R CUS | 1014252 | 343 |
| PML-T103 (26X280)R | 1014233 | 343 |
| PML-T103 (26X280)R CUS | 1014253 | 343 |
| PML-T103 (52X560)R | 1014234 | 343 |
| PML-T103 (52X560)R CUS | 1014254 | 343 |
| PML-T104 (26X280)R | 1014235 | 343 |
| PML-T104 (26X280)R CUS | 1014255 | 343 |
| PML-T104 (52X560)R | 1014236 | 343 |
| PML-T104 (52X560)R CUS | 1014256 | 343 |
| PML-T105 (26X280)R | 1014237 | 344 |
| PML-T105 (26X280)R CUS | 1014257 | 344 |
| PML-T105 (52X560)R | 1014238 | 344 |
| PML-T105 (52X560)R CUS | 1014258 | 344 |
| PML-T106 (26X280)R | 1014239 | 345 |
| PML-T106 (26X280)R CUS | 1014259 | 345 |
| PML-T106 (52X560)R | 1014240 | 345 |
| PML-T106 (52X560)R CUS | 1014260 | 345 |
| PML-T107 (26X280)R | 1014241 | 345 |
| PML-T107 (26X280)R CUS | 1014261 | 345 |
| PML-T107 (52X560)R | 1014242 | 345 |
| PML-T107 (52X560)R CUS | 1014262 | 345 |
| PML-T108 (26X280)R | 1014243 | 345 |
| PML-T108 (26X280)R CUS | 1014263 | 345 |
| PML-T108 (52X560)R | 1014244 | 345 |
| PML-T108 (52X560)R CUS | 1014264 | 345 |
| PML-T109 (26X280)R | 1014245 | 346 |
| PML-T109 (26X280)R CUS | 1014265 | 346 |
| PML-T109 (52X560)R | 1014246 | 346 |
| PML-T109 (52X560)R CUS | 1014266 | 346 |
| PML-T110 (26X280)R | 1014247 | 347 |
| PML-T110 (26X280)R CUS | 1014267 | 347 |
| PML-T110 (52X560)R | 1014248 | 347 |

| Type | Order No. | Page |
|---|---|---|
| PML-T110 (52X560)R CUS | 1014268 | 347 |
| PML-W100 (100X100)R | 0830431 | 321 |
| PML-W100 (100X100)R CUS | 0830495 | 321 |
| PML-W100 (25X25)R | 0830429 | 321 |
| PML-W100 (25X25)R CUS | 0830493 | 321 |
| PML-W100 (50X50)R | 0830430 | 321 |
| PML-W100 (50X50)R CUS | 0830494 | 321 |
| PML-W101 (100X100) | 0830435 | 322 |
| PML-W101 (200X200) | 0830436 | 322 |
| PML-W101 (25X25) | 0830433 | 322 |
| PML-W101 (50X50) | 0830434 | 322 |
| PML-W200 (100X100)R | 0830453 | 321 |
| PML-W200 (100X100)R CUS | 0830498 | 321 |
| PML-W200 (25X25)R | 0830451 | 321 |
| PML-W200 (25X25)R CUS | 0830496 | 321 |
| PML-W200 (50X50)R | 0830452 | 321 |
| PML-W200 (50X50)R CUS | 0830497 | 321 |
| PML-W201 (100X100) | 0830456 | 323 |
| PML-W201 (200X200) | 0830457 | 323 |
| PML-W201 (25X25) | 0830454 | 323 |
| PML-W201 (50X50) | 0830455 | 323 |
| PML-W202 (100X100) | 0830439 | 323 |
| PML-W202 (200X200) | 0830440 | 323 |
| PML-W202 (25X25) | 0830437 | 323 |
| PML-W202 (50X50) | 0830438 | 323 |
| PML-W203 (100X100) | 0830443 | 323 |
| PML-W203 (200X200) | 0830444 | 323 |
| PML-W203 (25X25) | 0830441 | 323 |
| PML-W203 (50X50) | 0830442 | 323 |
| PML-W204 (100X100) | 0830446 | 323 |
| PML-W204 (200X200) | 0830447 | 323 |
| PML-W204 (50X50) | 0830445 | 323 |
| PML-W205 (100X100) | 0830449 | 323 |
| PML-W205 (200X200) | 0830450 | 323 |
| PML-W205 (50X50) | 0830448 | 323 |
| PML-W300 (105X52)R | 0830460 | 321 |
| PML-W300 (105X52)R CUS | 0830501 | 321 |
| PML-W300 (52X26)R | 0830458 | 321 |
| PML-W300 (52X26)R CUS | 0830499 | 321 |
| PML-W300 (74X37)R | 0830459 | 321 |
| PML-W300 (74X37)R CUS | 0830500 | 321 |
| PML-W301 (105X52) | 0830463 | 324 |
| PML-W301 (200X100) | 0830464 | 324 |
| PML-W301 (52X26) | 0830461 | 324 |
| PML-W301 (74X37) | 0830462 | 324 |
| PML-W302 (105X52) | 0830467 | 325 |
| PML-W302 (200X100) | 0830468 | 325 |
| PML-W302 (52X26) | 0830465 | 325 |
| PML-W302 (74X37) | 0830466 | 325 |
| PML-W303 (105X52) | 0830471 | 325 |
| PML-W303 (200X100) | 0830472 | 325 |
| PML-W303 (52X26) | 0830469 | 325 |
| PML-W303 (74X37) | 0830470 | 325 |
| PML-W304 (105X52) | 0830475 | 325 |
| PML-W304 (200X100) | 0830476 | 325 |
| PML-W304 (52X26) | 0830473 | 325 |
| PML-W304 (74X37) | 0830474 | 325 |
| PML-W305 (105X52) | 0830479 | 325 |
| PML-W305 (200X100) | 0830480 | 325 |
| PML-W305 (52X26) | 0830477 | 325 |
| PML-W305 (74X37) | 0830478 | 325 |
| PMM (EX20)R | 1014303 | 356 |
| PMM (EX20)R CUS | 1014318 | 357 |
| PMM (EX20)R SR | 1014304 | 356 |
| PMM (EX20)R SR CUS | 1014319 | 357 |
| PMM (EX20)R YE | 1014305 | 356 |
| PMM (EX20)R YE CUS | 1014320 | 357 |
| PMM (EX25)R | 1014306 | 356 |
| PMM (EX25)R CUS | 1014321 | 357 |
| PMM (EX25)R SR | 1014307 | 356 |
| PMM (EX25)R SR CUS | 1014322 | 357 |
| PMM (EX25)R YE | 1014308 | 356 |
| PMM (EX25)R YE CUS | 1014323 | 357 |
| PMM (EX30)R | 1014309 | 356 |
| PMM (EX30)R CUS | 1014324 | 357 |
| PMM (EX30)R SR | 1014310 | 356 |
| PMM (EX30)R SR CUS | 1014325 | 357 |
| PMM (EX30)R YE | 1014311 | 356 |
| PMM (EX30)R YE CUS | 1014326 | 357 |
| PMM (EX40)R | 1014312 | 356 |

| Type | Order No. | Page |
|---|---|---|
| PMM (EX40)R CUS | 1014327 | 357 |
| PMM (EX40)R SR | 1014313 | 356 |
| PMM (EX40)R SR CUS | 1014328 | 357 |
| PMM (EX40)R YE | 1014314 | 356 |
| PMM (EX40)R YE CUS | 1014329 | 357 |
| PMM (EX50)R | 1014315 | 356 |
| PMM (EX50)R CUS | 1014330 | 357 |
| PMM (EX50)R SR | 1014316 | 356 |
| PMM (EX50)R SR CUS | 1014331 | 357 |
| PMM (EX50)R YE | 1014317 | 356 |
| PMM (EX50)R YE CUS | 1014332 | 357 |
| PPS BASIC I/M | 1207585 | 372 |
| PPS CD BLADE | 1207572 | 371 |
| PPS CD M | 1207569 | 371 |
| PPS CD M COHO | 1208995 | 371 |
| PPS CLASSIC I/M | 1206256 | 373 |
| PPS CLASSIC M | 1206243 | 373 |
| PPS HYDRAULIC CYL | 1208924 | 373 |
| PPS STANDARD I/M | 1206230 | 373 |
| PPS STANDARD M | 1206175 | 373 |
| PPS TABLE | 1206285 | 371 |
| PPS-ST (3,5X12)L | 1203563 | 373 |
| PPS-ST (3,5X12)Q | 1203550 | 373 |
| PPS-ST (3,8) | 1204892 | 373 |
| PPS-ST (4,3) | 1202616 | 373 |
| PPS-ST (4,5X12)L | 1203534 | 373 |
| PPS-ST (4,5X12)Q | 1203547 | 373 |
| PPS-ST (5,3) | 1202629 | 373 |
| PPS-ST (5,5X12)L | 1202603 | 373 |
| PPS-ST (5,5X12)Q | 1203411 | 373 |
| PPS-ST (6,4) | 1202632 | 373 |
| PPS-ST (6,5X15)L | 1202593 | 373 |
| PPS-ST (6,5X15)Q | 1203408 | 373 |
| PPS-ST (7,0) | 1204889 | 373 |
| PPS-ST (8,4) | 1202726 | 373 |
| PROFIPOL | 1209101 | 434 |
| PT/FS 2,8 | 1406700 | 462 |
| PT/FS 4,8 | 1670497 | 462 |
| PT/FS 6,3 | 0604707 | 462 |


## R


| Type | Order No. | Page |
|---|---|---|
| RVT-AL/ST 2,4L/8 | 3240548 | 370 |
| RVT-AL/ST 3,2/10 | 3240511 | 370 |
| RVT-AL/ST 3,2/12 | 3240512 | 370 |
| RVT-AL/ST 3,2/6 | 3240509 | 370 |
| RVT-AL/ST 3,2/8 | 3240510 | 370 |
| RVT-AL/ST 3/10 | 3240506 | 370 |
| RVT-AL/ST 3/12 | 3240507 | 370 |
| RVT-AL/ST 3/6 | 3240504 | 370 |
| RVT-AL/ST 3/8 | 3240505 | 370 |
| RVT-AL/ST 4,8/10 | 3240520 | 370 |
| RVT-AL/ST 4,8/12 | 3240521 | 370 |
| RVT-AL/ST 4,8/14 | 3240553 | 370 |
| RVT-AL/ST 4,8/16 | 3240522 | 370 |
| RVT-AL/ST 4,8/6 | 3240518 | 370 |
| RVT-AL/ST 4,8/8 | 3240519 | 370 |
| RVT-AL/ST 4/10 | 3240515 | 370 |
| RVT-AL/ST 4/12 | 3240516 | 370 |
| RVT-AL/ST 4/14 | 3240517 | 370 |
| RVT-AL/ST 4/6 | 3240513 | 370 |
| RVT-AL/ST 4/8 | 3240514 | 370 |
| RVT-PA 4 | 3240498 | 543 |
| RVT-PA 6 | 3240499 | 543 |


## S


| Type | Order No. | Page |
|---|---|---|
| SAC BIT HOOD-W 24 | 1212486 | 432 |
| SAC BIT M12-D15 | 1208432 | 432 |
| SAC BIT M12-W14 | 1212513 | 432 |
| SAC BIT M8-D10 | 1208461 | 432 |
| SAC BIT MIN-D25 | 1212512 | 432 |
| SAC BIT QUICKON-W13 | 1212033 | 432 |
| SACC BIT M12-D20 | 1208445 | 432 |
| SACC BIT M8-D12 | 1208474 | 432 |

| Type | Order No. | Page |
|---|---|---|
| SD-D/SC | 2963310 | 518 |
| SD-D/SC/GY | 2963815 | 518 |
| SD-D/SC/LA | 2964898 | 518 |
| SD-D/SC/LA/GY | 2963491 | 518 |
| SD-D/SC/LA/YE | 2963404 | 518 |
| SD-D/SC/YE | 2963459 | 518 |
| SD-D/SP | 2963323 | 518 |
| SD-D/SP/GY | 2963501 | 518 |
| SD-D/SP/LA | 2963307 | 518 |
| SD-D/SP/LA/GY | 2963488 | 518 |
| SD-D/SP/LA/YE | 2963475 | 518 |
| SD-D/SP/YE | 2963462 | 518 |
| SD-F/SC | 2963352 | 519 |
| SD-F/SC/GY | 2963828 | 519 |
| SD-F/SC/LA | 2963336 | 519 |
| SD-F/SC/LA/GY | 2963844 | 519 |
| SD-F/SC/LA/YE | 2963909 | 519 |
| SD-F/SP/LA | 2963349 | 519 |
| SD-F/SP/LA/GY | 2963857 | 519 |
| SD-US/SC/LA/GY | 2963860 | 519 |
| SD-WMTB (100X10) | 0826543 | 221 |
| SD-WMTB (111X10) VA | 0826608 | 222 |
| SD-WMTB (30X10) VA | 0826569 | 222 |
| SD-WMTB (47X10) VA | 0826572 | 222 |
| SD-WMTB (70X10) | 0826530 | 221 |
| SD-WMTB (70X10) VA | 0826585 | 222 |
| SD-WMTB (92X10) VA | 0826598 | 222 |
| SD-WMTBS (CH) VA | 0826640 | 222 |
| SD-WMTBS (CH) YE | 0826611 | 221 |
| SD-WMTBS (NEUTRAL) CC | 0826637 | 221 |
| SD-WMTBS (NEUTRAL) VA | 0826666 | 222 |
| SD-WMTBS (NU) CC | 0826527 | 221 |
| SD-WMTBS (NU) VA | 0826556 | 222 |
| SD-WMTBS (S) YE | 0826514 | 221 |
| SD-WMTBS (SY) VA | 0826653 | 222 |
| SD-WMTBS (SY) YE | 0826624 | 221 |
| SF-ASD 21 | 1212532 | 425 |
| SF-ASD 21 SET 230V | 1212530 | 425 |
| SF-ASD 21/ACCU 1,5 AH | 1212533 | 425 |
| SF-ASD 21/CHARGER 230V | 1212535 | 425 |
| SF-BIT SET | 1212545 | 443 |
| SF-BIT-HEX 2,5-50 | 1212646 | 429 |
| SF-BIT-HEX 2-50 | 1212645 | 429 |
| SF-BIT-HEX 3-50 | 1212647 | 429 |
| SF-BIT-HEX 4-50 | 1212648 | 429 |
| SF-BIT-HEX 5-50 | 1212649 | 429 |
| SF-BIT-HEX 6-50 | 1212650 | 429 |
| SF-BIT-HEX 8-50 | 1212651 | 429 |
| SF-BIT-PH 1-50 | 1212579 | 427 |
| SF-BIT-PH 1-70 | 1212582 | 427 |
| SF-BIT-PH 2-50 | 1212580 | 427 |
| SF-BIT-PH 2-70 | 1212583 | 427 |
| SF-BIT-PH 3-50 | 1212581 | 427 |
| SF-BIT-PH 3-70 | 1212584 | 427 |
| SF-BIT-PHSL 1-70 | 1212479 | 427 |
| SF-BIT-PHSL 2-70 | 1212601 | 427 |
| SF-BIT-PZ 1-50 | 1212591 | 427 |
| SF-BIT-PZ 1-70 | 1212594 | 427 |
| SF-BIT-PZ 2-50 | 1212592 | 427 |
| SF-BIT-PZ 2-70 | 1212595 | 427 |
| SF-BIT-PZ 3-50 | 1212593 | 427 |
| SF-BIT-PZ 3-70 | 1212596 | 427 |
| SF-BIT-PZSL 1-70 | 1212603 | 427 |
| SF-BIT-PZSL 2-70 | 1212604 | 427 |
| SF-BIT-SL 0,5X3,0-50 | 1212566 | 427 |
| SF-BIT-SL 0,5X3,0-70 | 1212567 | 427 |
| SF-BIT-SL 0,6X3,5-50 | 1212568 | 427 |
| SF-BIT-SL 0,6X3,5-70 | 1212569 | 427 |
| SF-BIT-SL 0,8X4,0-50 | 1212571 | 427 |
| SF-BIT-SL 0,8X4,0-70 | 1212572 | 427 |
| SF-BIT-SL 1,0X5,5-50 | 1212574 | 427 |
| SF-BIT-SL 1,0X5,5-70 | 1212575 | 427 |
| SF-BIT-SL 1,2X6,5-70 | 1212577 | 427 |
| SF-BIT-SLS 0,6X3,5-50 | 1212605 | 427 |
| SF-BIT-SLS 0,9X6,5-50 | 1212606 | 427 |
| SF-BIT-TX 10-50 | 1212573 | 428 |
| SF-BIT-TX 15-50 | 1212576 | 428 |
| SF-BIT-TX 20-50 | 1212578 | 428 |
| SF-BIT-TX 8-50 | 1212570 | 428 |
| SF-CCK 9 | 1212525 | 433 |
| SF-LHEX SET | 1212544 | 431 |
| SF-M BH | 1212070 | 535 |
| SF-M SET | 1212543 | 443 |
| SF-PH 0-60 | 1212558 | 423 |
| SF-PH 1-80 | 1212559 | 423 |
| SF-PH 1-80 S-VDE | 1212693 | 419 |
| SF-PH 2-100 | 1212560 | 423 |
| SF-PH 2-100 S-VDE | 1212694 | 419 |
| SF-PH 3-150 | 1212561 | 423 |
| SF-PHSL 1-80 S-VDE | 1212697 | 419 |
| SF-PHSL 1-80 VDE | 1212283 | 423 |
| SF-PHSL 2-100 S-VDE | 1212698 | 419 |
| SF-PHSL 2-100 VDE | 1212288 | 423 |
| SF-PZ 0-60 | 1212562 | 423 |
| SF-PZ 1-80 | 1212563 | 423 |
| SF-PZ 1-80 S-VDE | 1212695 | 419 |
| SF-PZ 2-100 | 1212564 | 423 |
| SF-PZ 2-100 S-VDE | 1212696 | 419 |
| SF-PZ 3-150 | 1212565 | 423 |
| SF-PZSL 1-80 S-VDE | 1212699 | 419 |
| SF-PZSL 1-80 VDE | 1212556 | 423 |
| SF-PZSL 2-100 S-VDE | 1212700 | 419 |
| SF-PZSL 2-100 VDE | 1212557 | 423 |
| SF-SL 0,4X2,0-60 | 1212546 | 417 |
| SF-SL 0,4X2,5-75 | 1212547 | 417 |
| SF-SL 0,5X3,0-80 | 1212548 | 417 |
| SF-SL 0,6X3,5-100 | 1212549 | 417 |
| SF-SL 0,6X3,5-100 S-VDE | 1212587 | 418 |
| SF-SL 0,6X3,5-200 | 1212550 | 417 |
| SF-SL 0,8X4,0-100 | 1212551 | 417 |
| SF-SL 0,8X4,0-100 S-VDE | 1212588 | 418 |
| SF-SL 1,0X5,5-125 S-VDE | 1212589 | 418 |
| SF-SL 1,0X5,5-150 | 1212552 | 417 |
| SF-SL 1,2X6,5-150 | 1212553 | 417 |
| SF-SL/PH SET | 1212541 | 442 |
| SF-SL/PH SET VDE | 1212539 | 442 |
| SF-SL/PH/PZ-SL SET S-VDE | 1212701 | 419 |
| SF-SL/PZ SET | 1212542 | 442 |
| SF-SL/PZ SET VDE | 1212540 | 442 |
| SF-SLIC 1,2X7,0-125 | 1212554 | 417 |
| SF-SLIC 1,6X10-175 | 1212555 | 417 |
| SF-THEX 10-200 | 1212644 | 431 |
| SF-THEX 2,5-100 | 1212638 | 431 |
| SF-THEX 2-100 | 1212637 | 431 |
| SF-THEX 3-100 | 1212639 | 431 |
| SF-THEX 4-150 | 1212640 | 431 |
| SF-THEX 5-150 | 1212641 | 431 |
| SF-THEX 6-200 | 1212642 | 431 |
| SF-THEX 8-200 | 1212643 | 431 |
| SF-TX SET VDE | 1212537 | 442 |
| SF-TXH SET | 1212538 | 442 |
| SF-UBH | 1212590 | 426 |
| SF-VT VDE | 1212598 | 434 |
| SHN 13 | 1209923 | 430 |
| SHN 5.5 | 1209855 | 430 |
| SHN 8 | 1209868 | 430 |
| SK 2,54/2,8:FORTL.ZAHLEN | 0804853 | 100 |
| SK 2,8 WH:REEL | 0805205 | 100 |
| SK 3,5/2,8:FORTL.ZAHLEN | 0804073 | 101 |
| SK 3,8 WH:REEL | 0805218 | 102 |
| SK 3,81/2,8:FORTL.ZAHLEN | 0804109 | 101 |
| SK 5 | 3025338 | 522 |
| SK 5,0 WH:REEL | 0805221 | 104 |
| SK 5,08/2,8:FORTL.ZAHLEN | 0804280 | 101 |
| SK 5,08/3,8:FORTL.ZAHLEN | 0804293 | 102 |
| SK 5-D | 3025406 | 522 |
| SK 5/3,8:FORTL.ZAHLEN | 0804183 | 102 |
| SK 6,2/3,8:FORTL.ZAHLEN | 0804374 | 103 |
| SK 7,5/3,8:FORTL.ZAHLEN | 0804455 | 103 |
| SK 7,5/5:FORTL.ZAHLEN | 0804468 | 104 |
| SK 7,62/3,8:FORTL.ZAHLEN | 0804549 | 103 |
| SK 7,62/5:FORTL.ZAHLEN | 0804552 | 104 |
| SK 8 | 3025163 | 522 |
| SK 8-D | 3026861 | 522 |
| SK 10,0 WH:REEL | 0812188 | 105 |
| SK 14 | 3025176 | 522 |
| SK 14-D | 3026874 | 522 |
| SK 2,8 REEL P2,54 WH CUS | 0825120 | 100 |
| SK 2,8 REEL P3,5 WH CUS | 0825121 | 101 |
| SK 2,8 REEL P3,81 WH CUS | 0825122 | 101 |
| SK 2,8 REEL P5,08 WH CUS | 0825123 | 101 |
| SK 20 | 3025189 | 522 |
| SK 20-D | 3026887 | 522 |
| SK 28 | 3026997 | 522 |
| SK 28-D | 3027006 | 522 |
| SK 3,8 REEL P5 WH CUS | 0825124 | 102 |
| SK 3,8 REEL P5,08 WH CUS | 0825125 | 102 |
| SK 3,8 REEL P6,2 WH CUS | 0825126 | 103 |
| SK 3,8 REEL P7,5 WH CUS | 0825127 | 103 |
| SK 3,8 REEL P7,62 WH CUS | 0825128 | 103 |
| SK 35 | 3026463 | 522 |
| SK 35-D | 3026890 | 522 |
| SK 5,0 REEL P7,5 WH CUS | 0825131 | 104 |
| SK 5,0 REEL P7,62 WH CUS | 0825132 | 104 |
| SK U SR:UNGESTANZT | 0800145 | 292 |
| SK U WH:UNGESTANZT | 0800129 | 292 |
| SK U YE:UNGESTANZT | 0800132 | 292 |
| SK U/2,8 WH:UNBEDRUCKT | 0803883 | 100 |
| SK U/3,8 WH:UNBEDRUCKT | 0803906 | 102 |
| SK U/5,0 WH:UNBEDRUCKT | 0803922 | 104 |
| SKS 14 | 3240211 | 523 |
| SKS 14-D | 3240214 | 523 |
| SKS 14-NS35 | 3240217 | 523 |
| SKS 14-SNS35 | 3062799 | 523 |
| SKS 20 | 3240212 | 523 |
| SKS 20-D | 3240215 | 523 |
| SKS 20-NS35 | 3240218 | 523 |
| SKS 20-SNS35 | 3062809 | 523 |
| SKS 8 | 3240210 | 523 |
| SKS 8-D | 3240213 | 523 |
| SKS 8-NS35 | 3240216 | 523 |
| SKS 8-SNS35 | 3062786 | 523 |
| SS-ZB WH | 5031171 | 218 |
| SS-ZB WH CUS | 0824470 | 518 |
| SS-ZB YE | 5031650 | 218 |
| SSMK 60X18 | 5032439 | 300 |
| SSMK 96X30 | 5032442 | 300 |
| ST-BW | 1207608 | 421 |
| STP 3,5-2 | 0830131 | 110 |
| STP 3,5-3 | 0830132 | 110 |
| STP 4-2 | 0810575 | 110 |
| STP 4-2-ZB | 3038613 | 110 |
| STP 5-2 | 0800967 | 110 |
| STP 5-2-ZB | 3037643 | 110 |
| STP 5-2/S | 0800970 | 110 |
| STP 5-3 | 0810562 | 110 |
| SZF 0-0,4X2,5 | 1204504 | 420 |
| SZF 1-0,6X3,5 | 1204517 | 420 |
| SZF 2-0,8X4,0 | 1204520 | 420 |
| SZF 3-1,0X5,5 | 1206612 | 420 |
| SZG 0,6X3,5 VDE | 1205121 | 423 |
| SZG 0,9X6,5 VDE | 1205134 | 423 |
| SZK PH0 VDE | 1205147 | 422 |
| SZK PH1 VDE | 1205150 | 422 |
| SZK PH2 VDE | 1205163 | 422 |
| SZK PH3 VDE | 1212536 | 422 |
| SZK PZ0 VDE | 1206447 | 422 |
| SZK PZ1 VDE | 1206450 | 422 |
| SZK PZ2 VDE | 1206463 | 422 |
| SZK PZ3 VDE | 1212599 | 422 |
| SZS 0,4X2,5 VDE | 1205037 | 416 |
| SZS 0,5X3,0 VDE | 1207404 | 416 |
| SZS 0,6X2,5 VDE | 1205040 | 416 |
| SZS 0,6X3,5 | 1205053 | 420 |
| SZS 0,6X3,5 VDE | 1212602 | 416 |
| SZS 0,8X4,0 VDE | 1212508 | 416 |
| SZS 1,0X4,0 VDE | 1205066 | 416 |
| SZS 1,0X5,5 VDE | 1209114 | 416 |
| SZS 1,0X6,5 VDE | 1205079 | 416 |
| SZS 1,2X8,0 VDE | 1205082 | 416 |


## T


| Type | Order No. | Page |
|---|---|---|
| TESTFOX CC | 1212210 | 435 |
| TESTFOX CC-1 | 1212211 | 435 |
| TESTFOX M | 1212208 | 436 |
| TESTFOX M-1 | 1212209 | 437 |
| THERMOMARK CARD | 5146464 | 35 |
| THERMOMARK CARD PLUS | 5146481 | 34 |
| THERMOMARK CARD SET | 5147200 | 41 |
| THERMOMARK CARD SET DE CH | 5147220 | 41 |
| THERMOMARK CARD SET DK DK | 5147213 | 41 |
| THERMOMARK CARD SET EN | 5147201 | 41 |
| THERMOMARK CARD SET EN BE | 5147214 | 41 |
| THERMOMARK CARD SET ES ES | 5147218 | 41 |
| THERMOMARK CARD SET FR FR | 0801591 | 41 |
| THERMOMARK CARD SET HU HU | 5147221 | 41 |
| THERMOMARK CARD SET IT IT | 5147217 | 41 |
| THERMOMARK CARD SET PL US | 5147215 | 41 |
| THERMOMARK CARD SET PT PT | 5147219 | 41 |
| THERMOMARK CARD SET RU RU | 5147211 | 41 |
| THERMOMARK CARD SET SE SE | 5147212 | 41 |
| THERMOMARK CARD-UCT-MAG1 | 5146480 | 36 |
| THERMOMARK CARD-UCT-MAG10 | 0801737 | 36 |
| THERMOMARK CARD-UCT-MAG11 | 0801738 | 36 |
| THERMOMARK CARD-UCT-MAG12 | 0830399 | 36 |
| THERMOMARK CARD-UCT-MAG13 | 0830400 | 36 |
| THERMOMARK CARD-UCT-MAG14 | 0830401 | 36 |
| THERMOMARK CARD-UCT-MAG15 | 0830402 | 36 |
| THERMOMARK CARD-UCT-MAG16 | 0830403 | 36 |
| THERMOMARK CARD-UCT-MAG17 | 0830404 | 36 |
| THERMOMARK CARD-UCT-MAG18 | 0830405 | 36 |
| THERMOMARK CARD-UCT-MAG2 | 5146563 | 36 |
| THERMOMARK CARD-UCT-MAG20 | 0830751 | 36 |
| THERMOMARK CARD-UCT-MAG22 | 0830771 | 36 |
| THERMOMARK CARD-UCT-MAG23 | 0830808 | 36 |
| THERMOMARK CARD-UCT-MAG24 | 0830809 | 36 |
| THERMOMARK CARD-UCT-MAG3 | 5146613 | 36 |
| THERMOMARK CARD-UCT-MAG4 | 5146614 | 36 |
| THERMOMARK CARD-UCT-MAG5 | 5146615 | 36 |
| THERMOMARK CARD-UCT-MAG6 | 5146616 | 36 |
| THERMOMARK CARD-UCT-MAG7 | 0801734 | 36 |
| THERMOMARK CARD-UCT-MAG8 | 0801735 | 36 |
| THERMOMARK CARD-UCT-MAG9 | 0801736 | 36 |
| THERMOMARK CARD-US-MAG1 | 5146451 | 37 |
| THERMOMARK ROLL | 5146477 | 38 |
| THERMOMARK ROLL SET | 5147300 | 41 |
| THERMOMARK ROLL SET DE CH | 5147230 | 41 |
| THERMOMARK ROLL SET DK DK | 5147224 | 41 |
| THERMOMARK ROLL SET EN | 5147301 | 41 |
| THERMOMARK ROLL SET EN BE | 5147225 | 41 |
| THERMOMARK ROLL SET ES ES | 5147228 | 41 |
| THERMOMARK ROLL SET FR FR | 0801592 | 41 |
| THERMOMARK ROLL SET HU HU | 5147231 | 41 |
| THERMOMARK ROLL SET IT IT | 5147227 | 41 |
| THERMOMARK ROLL SET PL US | 5147226 | 41 |
| THERMOMARK ROLL SET PT PT | 5147229 | 41 |
| THERMOMARK ROLL SET RU RU | 5147222 | 41 |
| THERMOMARK ROLL SET SE SE | 5147223 | 41 |
| THERMOMARK ROLL X1 | 5146723 | 39 |
| THERMOMARK ROLL X1 -DISPENSER | 1014401 | 39 |
| THERMOMARK ROLL X1 CUTTER | 5146765 | 39 |
| THERMOMARK ROLL X1 CUTTER/P | 5146766 | 39 |
| THERMOMARK ROLL X1-CASE | 5146724 | 39 |
| THERMOMARK ROLL-CUTTER | 5146422 | 38 |
| THERMOMARK ROLL-CUTTER/P | 5146435 | 38 |
| THERMOMARK ROLL-ERH | 5146448 | 38 |
| THERMOMARK W2 | 5146147 | 43 |
| THERMOMARK X1-CASE | 5145300 | 42 |
| THERMOMARK X1-CUTTER | 5145290 | 42 |
| THERMOMARK X1-CUTTER/P | 5146244 | 42 |
| THERMOMARK X1.2 | 5146231 | 42 |
| THERMOMARK X1.2-KIT | 5146341 | 42 |
| THERMOMARK-ERH 500 | 5146309 | 38 |
| THERMOMARK-RIBBON 110 | 5145384 | 38 |
| THERMOMARK-RIBBON 110 BU | 0829544 | 38 |
| THERMOMARK-RIBBON 110 GN | 0829542 | 38 |
| THERMOMARK-RIBBON 110 RD | 0829543 | 38 |
| THERMOMARK-RIBBON 110-EML-HT | 0800342 | 38 |
| THERMOMARK-RIBBON 110-TC | 0801371 | 34 |
| THERMOMARK-RIBBON 110-WMSU | 0801358 | 38 |
| THERMOMARK-RIBBON 110-WMSU WH | 0801359 | 38 |
| THERMOMARK-RIBBON 110-WMTB HF | 5148007 | 39 |
| THERMOMARK-RIBBON 64-WMSU | 0801360 | 38 |
| THERMOMARK-RIBBON 64-WMSU WH | 0801361 | 38 |
| TL CASE | 0800613 | 34 |
| TM-RIBBON 110-TC BK/RD | 1014403 | 34 |

| Type | Order No. | Page |
|---|---|---|
| TM-RIBBON 110-TC BK/RD/BU/YE | 1014405 | 34 |
| TM-RIBBON 110-TC BK/RD/YE | 1014404 | 34 |
| TM-RIBBON 110-TC/TR WH | 1014402 | 34 |
| TML (101X4,2)R TR | 0816621 | 98 |
| TML (101X4,2)R TR CUS | 0824472 | 98 |
| TML (101X9,5)R TR | 0816647 | 98 |
| TML (101X9,5)R TR CUS | 0824473 | 98 |
| TML (104X10)R | 0801835 | 106 |
| TML (104X2,8)R | 0801832 | 106 |
| TML (104X3,8)R | 0801833 | 106 |
| TML (104X5)R | 0801834 | 106 |
| TML (EX10)R | 0801839 | 107 |
| TML (EX2,8)R | 0801836 | 107 |
| TML (EX3,8)R | 0801837 | 107 |
| TML (EX4,2)R TR | 0816715 | 99 |
| TML (EX4,2)R TR CUS | 0824474 | 99 |
| TML (EX5)R | 0801838 | 107 |
| TML (EX7)R | 0830837 | 107 |
| TML (EX9,5)R TR | 0816634 | 99 |
| TML (EX9,5)R TR CUS | 0824475 | 99 |
| TMT 4 R | 0816375 | 94 |
| TMT 4 R BU | 0816333 | 94 |
| TMT 4 R BU CUS | 0824477 | 94 |
| TMT 4 R CUS | 0824476 | 94 |
| TMT 4 R GN | 0816346 | 94 |
| TMT 4 R GN CUS | 0824478 | 94 |
| TMT 4 R OG | 0816359 | 94 |
| TMT 4 R OG CUS | 0824479 | 94 |
| TMT 4 R RD | 0816362 | 94 |
| TMT 4 R RD CUS | 0824480 | 94 |
| TMT 4 R YE | 0816388 | 94 |
| TMT 4 R YE CUS | 0824481 | 94 |
| TMT 5 R | 0816430 | 95 |
| TMT 5 R BU | 0816391 | 95 |
| TMT 5 R BU CUS | 0824483 | 95 |
| TMT 5 R CUS | 0824482 | 95 |
| TMT 5 R GN | 0816401 | 95 |
| TMT 5 R GN CUS | 0824484 | 95 |
| TMT 5 R OG | 0816414 | 95 |
| TMT 5 R OG CUS | 0824485 | 95 |
| TMT 5 R RD | 0816427 | 95 |
| TMT 5 R RD CUS | 0824486 | 95 |
| TMT 5 R YE | 0816443 | 95 |
| TMT 5 R YE CUS | 0824487 | 95 |
| TMT 6 R | 0816498 | 95 |
| TMT 6 R BU | 0816456 | 95 |
| TMT 6 R BU CUS | 0824489 | 95 |
| TMT 6 R CUS | 0824488 | 95 |
| TMT 6 R GN | 0816469 | 95 |
| TMT 6 R GN CUS | 0824490 | 95 |
| TMT 6 R OG | 0816472 | 95 |
| TMT 6 R OG CUS | 0824491 | 95 |
| TMT 6 R RD | 0816485 | 95 |
| TMT 6 R RD CUS | 0824492 | 95 |
| TMT 6 R YE | 0816508 | 95 |
| TMT 6 R YE CUS | 0824493 | 95 |
| TMT 8 R | 0816553 | 95 |
| TMT 8 R BU | 0816511 | 95 |
| TMT 8 R BU CUS | 0824495 | 95 |
| TMT 8 R CUS | 0824494 | 95 |
| TMT 8 R GN | 0816524 | 95 |
| TMT 8 R GN CUS | 0824496 | 95 |
| TMT 8 R OG | 0816537 | 95 |
| TMT 8 R OG CUS | 0824497 | 95 |
| TMT 8 R RD | 0816540 | 95 |
| TMT 8 R RD CUS | 0824498 | 95 |
| TMT 8 R YE | 0816566 | 95 |
| TMT 8 R YE CUS | 0824499 | 95 |
| TMT 10 R | 0816210 | 96 |
| TMT 10 R CUS | 0824500 | 96 |
| TMT 100 R | 0816605 | 97 |
| TMT 100 R BU | 0816223 | 97 |
| TMT 100 R BU CUS | 0824502 | 97 |
| TMT 100 R CUS | 0824501 | 97 |
| TMT 100 R GN | 0816579 | 97 |
| TMT 100 R GN CUS | 0824503 | 97 |
| TMT 100 R OG | 0816582 | 97 |
| TMT 100 R OG CUS | 0824504 | 97 |
| TMT 100 R RD | 0816595 | 97 |
| TMT 100 R RD CUS | 0824505 | 97 |
| TMT 100 R YE | 0816618 | 97 |
| TMT 100 R YE CUS | 0824506 | 97 |
| TMT TOOL | 0816650 | 94 |
| TMT2 (EX11)R | 0802683 | 139 |
| TMT2 (EX11)R CUS | 0830811 | 139 |
| TOOL DATA SET | 1208856 | 440 |
| TOOL SET ALLROUND 2 | 1208843 | 441 |
| TOOL-BAG | 1212504 | 439 |
| TOOL-BAG EMPTY | 1212500 | 439 |
| TOOL-BELTPOUCH | 1212506 | 439 |
| TOOL-BELTPOUCH EMPTY | 1212502 | 439 |
| TOOL-CARRIER | 1212503 | 439 |
| TOOL-CARRIER EMPTY | 1212499 | 439 |
| TOOL-KIT STANDARD | 1212422 | 438 |
| TOOL-KIT STANDARD EMPTY | 1212423 | 438 |
| TOOL-SET ALLROUND 3 | 1208953 | 441 |
| TOOL-WRAP | 1212505 | 438 |
| TOOL-WRAP EMPTY | 1212501 | 438 |
| TSD 02 SAC | 1208487 | 432 |
| TSD 04 SAC | 1208429 | 432 |
| TSD 08 SAC | 1212597 | 432 |
| TSD 20 SAC | 1212020 | 432 |
| TSD 25 SAC | 1212315 | 432 |
| TSD-M 1,2NM | 1212224 | 424 |
| TSD-M 3NM | 1212225 | 424 |
| TSD-M 6NM | 1212226 | 424 |
| TSD-M SAC-BIT ADAPTER | 1212600 | 432 |


## U


| Type | Order No. | Page |
|---|---|---|
| UBE | 0800310 | 501 |
| UBE/D | 0800307 | 501 |
| UC-EM (10X7) | 0825487 | 240 |
| UC-EM (10X7) CUS | 0827623 | 240 |
| UC-EM (10X7) TQ | 0825488 | 240 |
| UC-EM (10X7) TQ CUS | 0827659 | 240 |
| UC-EM (10X8) | 0825491 | 241 |
| UC-EM (10X8) CUS | 0827624 | 241 |
| UC-EM (10X8) TQ | 0825492 | 241 |
| UC-EM (10X8) TQ CUS | 0827660 | 241 |
| UC-EM (17,5X7,5) | 0825495 | 241 |
| UC-EM (17,5X7,5) CUS | 0827625 | 241 |
| UC-EM (17,5X8) | 0823766 | 241 |
| UC-EM (17,5X8) CUS | 0824567 | 241 |
| UC-EM (17,5X9) | 0827490 | 242 |
| UC-EM (17,5X9) CUS | 0828238 | 242 |
| UC-EM (17,5X9) YE | 0827494 | 242 |
| UC-EM (17,5X9) YE CUS | 0828239 | 242 |
| UC-EM (18X8) | 0825497 | 243 |
| UC-EM (18X8) CUS | 0827627 | 242 |
| UC-EM (19X9) | 0827492 | 243 |
| UC-EM (19X9) CUS | 0828240 | 243 |
| UC-EM (19X9) YE | 0827496 | 243 |
| UC-EM (19X9) YE CUS | 0828241 | 243 |
| UC-EM (20X7) | 0825499 | 243 |
| UC-EM (20X7) CUS | 0827628 | 243 |
| UC-EM (20X7) TQ | 0825500 | 243 |
| UC-EM (20X7) TQ CUS | 0827661 | 243 |
| UC-EM (20X9) | 0825503 | 244 |
| UC-EM (20X9) CUS | 0827629 | 244 |
| UC-EM (20X9) TQ | 0825504 | 244 |
| UC-EM (20X9) TQ CUS | 0827662 | 244 |
| UC-EM (20X9) YE | 0827637 | 244 |
| UC-EM (20X9) YE CUS | 0827639 | 244 |
| UC-EM (21X8) | 0825507 | 245 |
| UC-EM (21X8) CUS | 0827630 | 245 |
| UC-EMLP (11X9) | 0819291 | 234 |
| UC-EMLP (11X9) CUS | 0824547 | 235 |
| UC-EMLP (11X9) SR | 0828094 | 234 |
| UC-EMLP (11X9) SR CUS | 0828098 | 235 |
| UC-EMLP (11X9) YE | 0822602 | 234 |
| UC-EMLP (11X9) YE CUS | 0824548 | 235 |
| UC-EMLP (15X5) | 0819301 | 234 |
| UC-EMLP (15X5) CUS | 0824550 | 235 |
| UC-EMLP (15X5) SR | 0828095 | 234 |
| UC-EMLP (15X5) SR CUS | 0828099 | 235 |
| UC-EMLP (15X5) YE | 0822615 | 234 |
| UC-EMLP (15X5) YE CUS | 0824551 | 235 |
| UC-EMLP (17X15) | 0827885 | 234 |
| UC-EMLP (17X15) CUS | 0827941 | 235 |
| UC-EMLP (17X15) SR | 0827887 | 234 |
| UC-EMLP (17X15) SR CUS | 0827942 | 235 |
| UC-EMLP (17X15) YE | 0827886 | 234 |
| UC-EMLP (17X15) YE CUS | 0827943 | 235 |
| UC-EMLP (17X9) | 0819314 | 234 |
| UC-EMLP (17X9) CUS | 0824553 | 235 |
| UC-EMLP (17X9) SR | 0828096 | 234 |
| UC-EMLP (17X9) SR CUS | 0828100 | 235 |
| UC-EMLP (17X9) YE | 0822628 | 234 |
| UC-EMLP (17X9) YE CUS | 0824554 | 235 |
| UC-EMLP (20X8) | 0819327 | 234 |
| UC-EMLP (20X8) CUS | 0824556 | 235 |
| UC-EMLP (20X8) SR | 0828097 | 234 |
| UC-EMLP (20X8) SR CUS | 0828101 | 235 |
| UC-EMLP (20X8) YE | 0822631 | 234 |
| UC-EMLP (20X8) YE CUS | 0824557 | 235 |
| UC-EMLP (22X22) | 0825463 | 234 |
| UC-EMLP (22X22) CUS | 0826985 | 235 |
| UC-EMLP (22X22) SR | 0825465 | 234 |
| UC-EMLP (22X22) SR CUS | 0826987 | 235 |
| UC-EMLP (22X22) YE | 0825464 | 234 |
| UC-EMLP (22X22) YE CUS | 0826986 | 235 |
| UC-EMLP (27X12,5) | 0825469 | 234 |
| UC-EMLP (27X12,5) CUS | 0826967 | 235 |
| UC-EMLP (27X12,5) SR | 0825471 | 234 |
| UC-EMLP (27X12,5) SR CUS | 0826969 | 235 |
| UC-EMLP (27X12,5) YE | 0825470 | 234 |
| UC-EMLP (27X12,5) YE CUS | 0826968 | 235 |
| UC-EMLP (27X18) | 0825475 | 234 |
| UC-EMLP (27X18) CUS | 0826970 | 235 |
| UC-EMLP (27X18) SR | 0825477 | 234 |
| UC-EMLP (27X18) SR CUS | 0826972 | 235 |
| UC-EMLP (27X18) YE | 0825476 | 234 |
| UC-EMLP (27X18) YE CUS | 0826971 | 235 |
| UC-EMLP (27X27) | 0825481 | 234 |
| UC-EMLP (27X27) CUS | 0826973 | 235 |
| UC-EMLP (27X27) SR | 0825483 | 234 |
| UC-EMLP (27X27) SR CUS | 0826975 | 235 |
| UC-EMLP (27X27) YE | 0825482 | 234 |
| UC-EMLP (27X27) YE CUS | 0826974 | 235 |
| UC-EMLP (49X15) | 0827903 | 234 |
| UC-EMLP (49X15) CUS | 0827947 | 235 |
| UC-EMLP (49X15) SR | 0827905 | 234 |
| UC-EMLP (49X15) SR CUS | 0827948 | 235 |
| UC-EMLP (49X15) YE | 0827904 | 234 |
| UC-EMLP (49X15) YE CUS | 0827949 | 235 |
| UC-EMLP (60X15) | 0819330 | 234 |
| UC-EMLP (60X15) CUS | 0824559 | 235 |
| UC-EMLP (60X15) SR | 0828088 | 234 |
| UC-EMLP (60X15) SR CUS | 0828090 | 235 |
| UC-EMLP (60X15) YE | 0822644 | 234 |
| UC-EMLP (60X15) YE CUS | 0824560 | 235 |
| UC-EMLP (60X30) | 0819343 | 234 |
| UC-EMLP (60X30) CUS | 0824562 | 235 |
| UC-EMLP (60X30) SR | 0828091 | 234 |
| UC-EMLP (60X30) SR CUS | 0828093 | 235 |
| UC-EMLP (60X30) YE | 0822657 | 234 |
| UC-EMLP (60X30) YE CUS | 0824563 | 235 |
| UC-EMP (17X15) | 0825421 | 237 |
| UC-EMP (17X15) CUS | 0827626 | 237 |
| UC-EMP (17X15) SR | 0825423 | 237 |
| UC-EMP (17X15) SR CUS | 0827649 | 237 |
| UC-EMP (17X15) YE | 0825422 | 237 |
| UC-EMP (17X15) YE CUS | 0827638 | 237 |
| UC-EMP (27X12,5) | 0825433 | 238 |
| UC-EMP (27X12,5) CUS | 0827632 | 239 |
| UC-EMP (27X12,5) SR | 0825435 | 238 |
| UC-EMP (27X12,5) SR CUS | 0827652 | 239 |
| UC-EMP (27X12,5) YE | 0825434 | 238 |
| UC-EMP (27X12,5) YE CUS | 0827641 | 239 |
| UC-EMP (27X15) | 0825439 | 237 |
| UC-EMP (27X15) CUS | 0827633 | 237 |
| UC-EMP (27X15) SR | 0825441 | 237 |
| UC-EMP (27X15) SR CUS | 0827653 | 237 |
| UC-EMP (27X15) YE | 0825440 | 237 |
| UC-EMP (27X15) YE CUS | 0827642 | 237 |
| UC-EMP (27X18) | 0825445 | 238 |
| UC-EMP (27X18) CUS | 0827634 | 239 |
| UC-EMP (27X18) SR | 0825447 | 238 |
| UC-EMP (27X18) SR CUS | 0827654 | 239 |
| UC-EMP (27X18) YE | 0825446 | 238 |
| UC-EMP (27X18) YE CUS | 0827643 | 239 |
| UC-EMP (27X27) | 0825451 | 238 |
| UC-EMP (27X27) CUS | 0827635 | 239 |
| UC-EMP (27X27) SR | 0825453 | 238 |
| UC-EMP (27X27) SR CUS | 0827655 | 239 |
| UC-EMP (27X27) YE | 0825452 | 238 |
| UC-EMP (27X27) YE CUS | 0827644 | 239 |
| UC-EMP (27X8) | 0825427 | 238 |
| UC-EMP (27X8) CUS | 0827631 | 239 |
| UC-EMP (27X8) SR | 0825429 | 238 |
| UC-EMP (27X8) SR CUS | 0827651 | 239 |
| UC-EMP (27X8) YE | 0825428 | 238 |
| UC-EMP (27X8) YE CUS | 0827640 | 239 |
| UC-EMP (49X15) | 0825457 | 237 |
| UC-EMP (49X15) CUS | 0827636 | 237 |
| UC-EMP (49X15) SR | 0825459 | 237 |
| UC-EMP (49X15) SR CUS | 0827656 | 237 |
| UC-EMP (49X15) YE | 0825458 | 237 |
| UC-EMP (49X15) YE CUS | 0827645 | 237 |
| UC-EMP (60X15) | 0822259 | 237 |
| UC-EMP (60X15) CUS | 0824569 | 237 |
| UC-EMP (60X15) SR | 0827647 | 237 |
| UC-EMP (60X15) SR CUS | 0827657 | 237 |
| UC-EMP (60X15) YE | 0825330 | 237 |
| UC-EMP (60X15) YE CUS | 0826685 | 237 |
| UC-EMP (60X30) | 0822275 | 237 |
| UC-EMP (60X30) CUS | 0824571 | 237 |
| UC-EMP (60X30) SR | 0827648 | 237 |
| UC-EMP (60X30) SR CUS | 0827658 | 237 |
| UC-EMP (60X30) YE | 0825331 | 237 |
| UC-EMP (60X30) YE CUS | 0826687 | 237 |
| UC-EMSP (50X15) | 0828706 | 236 |
| UC-EMSP (50X15) CUS | 0829103 | 236 |
| UC-EMSP (50X15) SR | 0828708 | 236 |
| UC-EMSP (50X15) SR CUS | 0829105 | 236 |
| UC-EMSP (50X15) YE | 0828707 | 236 |
| UC-EMSP (50X15) YE CUS | 0829104 | 236 |
| UC-EMSP (50X30) | 0828709 | 236 |
| UC-EMSP (50X30) CUS | 0829106 | 236 |
| UC-EMSP (50X30) SR | 0828711 | 236 |
| UC-EMSP (50X30) SR CUS | 0829108 | 236 |
| UC-EMSP (50X30) YE | 0828710 | 236 |
| UC-EMSP (50X30) YE CUS | 0829107 | 236 |
| UC-TM 4 | 0818111 | 58 |
| UC-TM 4 BU | 0818247 | 58 |
| UC-TM 4 BU CUS | 0824574 | 58 |
| UC-TM 4 CUS | 0824573 | 58 |
| UC-TM 4 GN | 0818263 | 58 |
| UC-TM 4 GN CUS | 0824575 | 58 |
| UC-TM 4 OG | 0818221 | 58 |
| UC-TM 4 OG CUS | 0824576 | 58 |
| UC-TM 4 RD | 0818250 | 58 |
| UC-TM 4 RD CUS | 0824577 | 58 |
| UC-TM 4 VT | 0819084 | 58 |
| UC-TM 4 VT CUS | 0824578 | 58 |
| UC-TM 4 YE | 0818234 | 58 |
| UC-TM 4 YE CUS | 0824579 | 58 |
| UC-TM 5 | 0818108 | 59 |
| UC-TM 5 BU | 0818292 | 59 |
| UC-TM 5 BU CUS | 0824582 | 59 |
| UC-TM 5 CUS | 0824581 | 59 |
| UC-TM 5 GN | 0818315 | 59 |
| UC-TM 5 GN CUS | 0824583 | 59 |
| UC-TM 5 OG | 0818276 | 59 |
| UC-TM 5 OG CUS | 0824584 | 59 |
| UC-TM 5 RD | 0818302 | 59 |
| UC-TM 5 RD CUS | 0824585 | 59 |
| UC-TM 5 VT | 0819107 | 59 |
| UC-TM 5 VT CUS | 0824586 | 59 |
| UC-TM 5 YE | 0818289 | 59 |
| UC-TM 5 YE CUS | 0824587 | 59 |
| UC-TM 6 | 0818085 | 59 |
| UC-TM 6 BU | 0818344 | 59 |
| UC-TM 6 BU CUS | 0824590 | 59 |
| UC-TM 6 CUS | 0824589 | 59 |
| UC-TM 6 GN | 0818360 | 59 |
| UC-TM 6 GN CUS | 0824591 | 59 |

| Type | Order No. | Page |
|---|---|---|
| UC-TM 6 OG | 0818328 | 59 |
| UC-TM 6 OG CUS | 0824592 | 59 |
| UC-TM 6 RD | 0818357 | 59 |
| UC-TM 6 RD CUS | 0824593 | 59 |
| UC-TM 6 VT | 0819110 | 59 |
| UC-TM 6 VT CUS | 0824594 | 59 |
| UC-TM 6 YE | 0818331 | 59 |
| UC-TM 6 YE CUS | 0824595 | 59 |
| UC-TM 8 | 0818072 | 59 |
| UC-TM 8 BU | 0818399 | 59 |
| UC-TM 8 BU CUS | 0824598 | 59 |
| UC-TM 8 CUS | 0824597 | 59 |
| UC-TM 8 GN | 0818412 | 59 |
| UC-TM 8 GN CUS | 0824599 | 59 |
| UC-TM 8 OG | 0818373 | 59 |
| UC-TM 8 OG CUS | 0824600 | 59 |
| UC-TM 8 RD | 0818409 | 59 |
| UC-TM 8 RD CUS | 0824601 | 59 |
| UC-TM 8 VT | 0819123 | 59 |
| UC-TM 8 VT CUS | 0824602 | 59 |
| UC-TM 8 YE | 0818386 | 59 |
| UC-TM 8 YE CUS | 0824603 | 59 |
| UC-TM 10 | 0818069 | 60 |
| UC-TM 10 BU | 0818441 | 60 |
| UC-TM 10 BU CUS | 0824606 | 60 |
| UC-TM 10 CUS | 0824605 | 60 |
| UC-TM 10 GN | 0818467 | 60 |
| UC-TM 10 GN CUS | 0824607 | 60 |
| UC-TM 10 OG | 0818425 | 60 |
| UC-TM 10 OG CUS | 0824608 | 60 |
| UC-TM 10 RD | 0818454 | 60 |
| UC-TM 10 RD CUS | 0824609 | 60 |
| UC-TM 10 VT | 0815936 | 60 |
| UC-TM 10 VT CUS | 0824610 | 60 |
| UC-TM 10 YE | 0818438 | 60 |
| UC-TM 10 YE CUS | 0824611 | 60 |
| UC-TM 12 | 0819194 | 61 |
| UC-TM 12 BU | 0817785 | 61 |
| UC-TM 12 BU CUS | 0824614 | 61 |
| UC-TM 12 CUS | 0824613 | 61 |
| UC-TM 12 GN | 0817808 | 61 |
| UC-TM 12 GN CUS | 0824615 | 61 |
| UC-TM 12 OG | 0817691 | 61 |
| UC-TM 12 OG CUS | 0824616 | 61 |
| UC-TM 12 RD | 0817701 | 61 |
| UC-TM 12 RD CUS | 0824617 | 61 |
| UC-TM 12 VT | 0822660 | 61 |
| UC-TM 12 VT CUS | 0824618 | 61 |
| UC-TM 12 YE | 0819204 | 61 |
| UC-TM 12 YE CUS | 0824619 | 61 |
| UC-TM 16 | 0819217 | 61 |
| UC-TM 16 BU | 0817769 | 61 |
| UC-TM 16 BU CUS | 0824622 | 61 |
| UC-TM 16 CUS | 0824621 | 61 |
| UC-TM 16 GN | 0817756 | 61 |
| UC-TM 16 GN CUS | 0824623 | 61 |
| UC-TM 16 OG | 0817772 | 61 |
| UC-TM 16 OG CUS | 0824624 | 61 |
| UC-TM 16 RD | 0817798 | 61 |
| UC-TM 16 RD CUS | 0824625 | 61 |
| UC-TM 16 VT | 0822673 | 61 |
| UC-TM 16 VT CUS | 0824626 | 61 |
| UC-TM 16 YE | 0819220 | 61 |
| UC-TM 16 YE CUS | 0824627 | 61 |
| UC-TMF 4 | 0818166 | 62 |
| UC-TMF 4 BU | 0818496 | 62 |
| UC-TMF 4 BU CUS | 0824631 | 62 |
| UC-TMF 4 CUS | 0824630 | 62 |
| UC-TMF 4 GN | 0818519 | 62 |
| UC-TMF 4 GN CUS | 0824632 | 62 |
| UC-TMF 4 OG | 0818470 | 62 |
| UC-TMF 4 OG CUS | 0824633 | 62 |
| UC-TMF 4 RD | 0818506 | 62 |
| UC-TMF 4 RD CUS | 0824634 | 62 |
| UC-TMF 4 VT | 0815897 | 62 |
| UC-TMF 4 VT CUS | 0824635 | 62 |
| UC-TMF 4 YE | 0818483 | 62 |
| UC-TMF 4 YE CUS | 0824636 | 62 |
| UC-TMF 5 | 0818153 | 63 |
| UC-TMF 5 BU | 0818548 | 63 |
| UC-TMF 5 BU CUS | 0824639 | 63 |
| UC-TMF 5 CUS | 0824638 | 63 |
| UC-TMF 5 GN | 0818564 | 63 |
| UC-TMF 5 GN CUS | 0824640 | 63 |
| UC-TMF 5 OG | 0818522 | 63 |
| UC-TMF 5 OG CUS | 0824641 | 63 |
| UC-TMF 5 RD | 0818551 | 63 |
| UC-TMF 5 RD CUS | 0824642 | 63 |
| UC-TMF 5 VT | 0815907 | 63 |
| UC-TMF 5 VT CUS | 0824643 | 63 |
| UC-TMF 5 YE | 0818535 | 63 |
| UC-TMF 5 YE CUS | 0824644 | 63 |
| UC-TMF 6 | 0818140 | 63 |
| UC-TMF 6 BU | 0818593 | 63 |
| UC-TMF 6 BU CUS | 0824647 | 63 |
| UC-TMF 6 CUS | 0824646 | 63 |
| UC-TMF 6 GN | 0818616 | 63 |
| UC-TMF 6 GN CUS | 0824648 | 63 |
| UC-TMF 6 OG | 0818577 | 63 |
| UC-TMF 6 OG CUS | 0824649 | 63 |
| UC-TMF 6 RD | 0818603 | 63 |
| UC-TMF 6 RD CUS | 0824650 | 63 |
| UC-TMF 6 VT | 0815910 | 63 |
| UC-TMF 6 VT CUS | 0824651 | 63 |
| UC-TMF 6 YE | 0818580 | 63 |
| UC-TMF 6 YE CUS | 0824652 | 63 |
| UC-TMF 8 | 0818137 | 63 |
| UC-TMF 8 BU | 0818645 | 63 |
| UC-TMF 8 BU CUS | 0824655 | 63 |
| UC-TMF 8 CUS | 0824654 | 63 |
| UC-TMF 8 GN | 0818661 | 63 |
| UC-TMF 8 GN CUS | 0824656 | 63 |
| UC-TMF 8 OG | 0818629 | 63 |
| UC-TMF 8 OG CUS | 0824657 | 63 |
| UC-TMF 8 RD | 0818658 | 63 |
| UC-TMF 8 RD CUS | 0824658 | 63 |
| UC-TMF 8 VT | 0815923 | 63 |
| UC-TMF 8 VT CUS | 0824659 | 63 |
| UC-TMF 8 YE | 0818632 | 63 |
| UC-TMF 8 YE CUS | 0824660 | 63 |
| UC-TMF 10 | 0818124 | 64 |
| UC-TMF 10 BU | 0818690 | 64 |
| UC-TMF 10 BU CUS | 0824663 | 64 |
| UC-TMF 10 CUS | 0824662 | 64 |
| UC-TMF 10 GN | 0818713 | 64 |
| UC-TMF 10 GN CUS | 0824664 | 64 |
| UC-TMF 10 OG | 0818674 | 64 |
| UC-TMF 10 OG CUS | 0824665 | 64 |
| UC-TMF 10 RD | 0818700 | 64 |
| UC-TMF 10 RD CUS | 0824666 | 64 |
| UC-TMF 10 VT | 0815981 | 64 |
| UC-TMF 10 VT CUS | 0824667 | 64 |
| UC-TMF 10 YE | 0818687 | 64 |
| UC-TMF 10 YE CUS | 0824668 | 64 |
| UC-TMF 12 | 0819233 | 65 |
| UC-TMF 12 BU | 0817853 | 65 |
| UC-TMF 12 BU CUS | 0824671 | 65 |
| UC-TMF 12 CUS | 0824670 | 65 |
| UC-TMF 12 GN | 0817837 | 65 |
| UC-TMF 12 GN CUS | 0824672 | 65 |
| UC-TMF 12 OG | 0817866 | 65 |
| UC-TMF 12 OG CUS | 0824673 | 65 |
| UC-TMF 12 RD | 0817840 | 65 |
| UC-TMF 12 RD CUS | 0824674 | 65 |
| UC-TMF 12 VT | 0822686 | 65 |
| UC-TMF 12 VT CUS | 0824675 | 65 |
| UC-TMF 12 YE | 0819246 | 65 |
| UC-TMF 12 YE CUS | 0824676 | 65 |
| UC-TMF 16 | 0819262 | 65 |
| UC-TMF 16 BU | 0817905 | 65 |
| UC-TMF 16 BU CUS | 0824679 | 65 |
| UC-TMF 16 CUS | 0824678 | 65 |
| UC-TMF 16 GN | 0817921 | 65 |
| UC-TMF 16 GN CUS | 0824680 | 65 |
| UC-TMF 16 OG | 0817811 | 65 |
| UC-TMF 16 OG CUS | 0824681 | 65 |
| UC-TMF 16 RD | 0817824 | 65 |
| UC-TMF 16 RD CUS | 0824682 | 65 |
| UC-TMF 16 VT | 0822699 | 65 |
| UC-TMF 16 VT CUS | 0824683 | 65 |
| UC-TMF 16 YE | 0819259 | 65 |
| UC-TMF 16 YE CUS | 0824684 | 65 |
| UC-TMN 10 | 0828554 | 66 |
| UC-TMN 10 CUS | 0829109 | 67 |
| UC-TMN 5,2 | 0822945 | 66 |
| UC-TMN 5,2 CUS | 0826857 | 67 |
| UC-TMN 7,5 | 0821823 | 66 |
| UC-TMN 7,5 CUS | 0824690 | 67 |
| UC-WMC 1,9 (15X4) | 0828004 | 162 |
| UC-WMC 1,9 (15X4) BU | 0828010 | 162 |
| UC-WMC 1,9 (15X4) BU CUS | 0828017 | 162 |
| UC-WMC 1,9 (15X4) CUS | 0828012 | 162 |
| UC-WMC 1,9 (15X4) OG | 0828007 | 162 |
| UC-WMC 1,9 (15X4) OG CUS | 0828014 | 162 |
| UC-WMC 1,9 (15X4) RD | 0828006 | 162 |
| UC-WMC 1,9 (15X4) RD CUS | 0828013 | 162 |
| UC-WMC 1,9 (15X4) VT | 0828009 | 162 |
| UC-WMC 1,9 (15X4) VT CUS | 0828016 | 162 |
| UC-WMC 1,9 (15X4) YE | 0828008 | 162 |
| UC-WMC 1,9 (15X4) YE CUS | 0828015 | 162 |
| UC-WMC 1,9 (30X4) | 0830283 | 163 |
| UC-WMC 1,9 (30X4) CUS | 0830284 | 163 |
| UC-WMC 3,1 (15X 4) BU CUS | 0824693 | 164 |
| UC-WMC 3,1 (15X 4) CUS | 0824692 | 164 |
| UC-WMC 3,1 (15X 4) OG CUS | 0824695 | 164 |
| UC-WMC 3,1 (15X 4) RD CUS | 0824696 | 164 |
| UC-WMC 3,1 (15X 4) YE CUS | 0824697 | 164 |
| UC-WMC 3,1 (15X4) | 0818205 | 164 |
| UC-WMC 3,1 (15X4) BU | 0818742 | 164 |
| UC-WMC 3,1 (15X4) OG | 0818726 | 164 |
| UC-WMC 3,1 (15X4) RD | 0818755 | 164 |
| UC-WMC 3,1 (15X4) VT | 0825370 | 164 |
| UC-WMC 3,1 (15X4) VT CUS | 0826773 | 164 |
| UC-WMC 3,1 (15X4) YE | 0818739 | 164 |
| UC-WMC 3,1 (23X 4) BU CUS | 0824705 | 165 |
| UC-WMC 3,1 (23X 4) CUS | 0824704 | 165 |
| UC-WMC 3,1 (23X 4) OG CUS | 0824707 | 165 |
| UC-WMC 3,1 (23X 4) RD CUS | 0824708 | 165 |
| UC-WMC 3,1 (23X 4) YE CUS | 0824709 | 165 |
| UC-WMC 3,1 (23X4) | 0818218 | 165 |
| UC-WMC 3,1 (23X4) BU | 0818797 | 165 |
| UC-WMC 3,1 (23X4) OG | 0818771 | 165 |
| UC-WMC 3,1 (23X4) RD | 0818807 | 165 |
| UC-WMC 3,1 (23X4) VT | 0825371 | 165 |
| UC-WMC 3,1 (23X4) VT CUS | 0826775 | 165 |
| UC-WMC 3,1 (23X4) YE | 0818784 | 165 |
| UC-WMC 3,1 (30X4) | 0819631 | 165 |
| UC-WMC 3,1 (30X4) BU | 0820756 | 165 |
| UC-WMC 3,1 (30X4) BU CUS | 0824720 | 165 |
| UC-WMC 3,1 (30X4) CUS | 0824716 | 165 |
| UC-WMC 3,1 (30X4) OG | 0823863 | 165 |
| UC-WMC 3,1 (30X4) OG CUS | 0824722 | 165 |
| UC-WMC 3,1 (30X4) RD | 0820769 | 165 |
| UC-WMC 3,1 (30X4) RD CUS | 0824723 | 165 |
| UC-WMC 3,1 (30X4) VT | 0825372 | 165 |
| UC-WMC 3,1 (30X4) VT CUS | 0826777 | 165 |
| UC-WMC 3,1 (30X4) YE | 0819644 | 165 |
| UC-WMC 3,1 (30X4) YE CUS | 0824717 | 165 |
| UC-WMC 4,4 (15X 5,5) BU CUS | 0824729 | 166 |
| UC-WMC 4,4 (15X 5,5) CUS | 0824728 | 166 |
| UC-WMC 4,4 (15X 5,5) GN CUS | 0824730 | 166 |
| UC-WMC 4,4 (15X 5,5) OG CUS | 0824731 | 166 |
| UC-WMC 4,4 (15X 5,5) RD CUS | 0824732 | 166 |
| UC-WMC 4,4 (15X 5,5) YE CUS | 0824733 | 166 |
| UC-WMC 4,4 (15X5,5) | 0818182 | 166 |
| UC-WMC 4,4 (15X5,5) BU | 0818849 | 166 |
| UC-WMC 4,4 (15X5,5) GN | 0818865 | 166 |
| UC-WMC 4,4 (15X5,5) OG | 0818823 | 166 |
| UC-WMC 4,4 (15X5,5) RD | 0818852 | 166 |
| UC-WMC 4,4 (15X5,5) VT | 0825373 | 166 |
| UC-WMC 4,4 (15X5,5) VT CUS | 0826779 | 166 |
| UC-WMC 4,4 (15X5,5) YE | 0818836 | 166 |
| UC-WMC 4,4 (23X 5,5) BU CUS | 0824741 | 167 |
| UC-WMC 4,4 (23X 5,5) CUS | 0824740 | 167 |
| UC-WMC 4,4 (23X 5,5) GN CUS | 0824742 | 167 |
| UC-WMC 4,4 (23X 5,5) OG CUS | 0824743 | 167 |
| UC-WMC 4,4 (23X 5,5) RD CUS | 0824744 | 167 |
| UC-WMC 4,4 (23X 5,5) YE CUS | 0824745 | 167 |
| UC-WMC 4,4 (23X5,5) | 0818195 | 167 |
| UC-WMC 4,4 (23X5,5) BU | 0818894 | 167 |
| UC-WMC 4,4 (23X5,5) GN | 0818917 | 167 |
| UC-WMC 4,4 (23X5,5) OG | 0818878 | 167 |
| UC-WMC 4,4 (23X5,5) RD | 0818904 | 167 |
| UC-WMC 4,4 (23X5,5) VT | 0825374 | 167 |
| UC-WMC 4,4 (23X5,5) VT CUS | 0826781 | 167 |
| UC-WMC 4,4 (23X5,5) YE | 0818881 | 167 |
| UC-WMC 4,4 (30X 5,5) CUS | 0824752 | 167 |
| UC-WMC 4,4 (30X 5,5) YE CUS | 0824753 | 167 |
| UC-WMC 4,4 (30X5,5) | 0819657 | 167 |
| UC-WMC 4,4 (30X5,5) BU | 0820879 | 167 |
| UC-WMC 4,4 (30X5,5) BU CUS | 0824756 | 167 |
| UC-WMC 4,4 (30X5,5) GN | 0823957 | 167 |
| UC-WMC 4,4 (30X5,5) GN CUS | 0824757 | 167 |
| UC-WMC 4,4 (30X5,5) OG | 0823944 | 167 |
| UC-WMC 4,4 (30X5,5) OG CUS | 0824758 | 167 |
| UC-WMC 4,4 (30X5,5) RD | 0820882 | 167 |
| UC-WMC 4,4 (30X5,5) RD CUS | 0824759 | 167 |
| UC-WMC 4,4 (30X5,5) VT | 0825375 | 167 |
| UC-WMC 4,4 (30X5,5) VT CUS | 0826783 | 167 |
| UC-WMC 4,4 (30X5,5) YE | 0819660 | 167 |
| UC-WMC 5,6 (23X8) | 0825382 | 168 |
| UC-WMC 5,6 (23X8) BU | 0825383 | 168 |
| UC-WMC 5,6 (23X8) BU CUS | 0827006 | 168 |
| UC-WMC 5,6 (23X8) CUS | 0827005 | 168 |
| UC-WMC 5,6 (23X8) GN | 0825384 | 168 |
| UC-WMC 5,6 (23X8) GN CUS | 0827007 | 168 |
| UC-WMC 5,6 (23X8) OG | 0825385 | 168 |
| UC-WMC 5,6 (23X8) OG CUS | 0827008 | 168 |
| UC-WMC 5,6 (23X8) RD | 0825387 | 168 |
| UC-WMC 5,6 (23X8) RD CUS | 0827009 | 168 |
| UC-WMC 5,6 (23X8) VT | 0825388 | 168 |
| UC-WMC 5,6 (23X8) VT CUS | 0827010 | 168 |
| UC-WMC 5,6 (23X8) YE | 0825386 | 168 |
| UC-WMC 5,6 (23X8) YE CUS | 0827011 | 168 |
| UC-WMC 5,6 (30X8) | 0825396 | 169 |
| UC-WMC 5,6 (30X8) BU | 0825397 | 169 |
| UC-WMC 5,6 (30X8) BU CUS | 0827013 | 169 |
| UC-WMC 5,6 (30X8) CUS | 0827012 | 169 |
| UC-WMC 5,6 (30X8) GN | 0825398 | 169 |
| UC-WMC 5,6 (30X8) GN CUS | 0827014 | 169 |
| UC-WMC 5,6 (30X8) OG | 0825399 | 169 |
| UC-WMC 5,6 (30X8) OG CUS | 0827015 | 169 |
| UC-WMC 5,6 (30X8) RD | 0825401 | 169 |
| UC-WMC 5,6 (30X8) RD CUS | 0827016 | 169 |
| UC-WMC 5,6 (30X8) VT | 0825402 | 169 |
| UC-WMC 5,6 (30X8) VT CUS | 0827017 | 169 |
| UC-WMC 5,6 (30X8) YE | 0825400 | 169 |
| UC-WMC 5,6 (30X8) YE CUS | 0827018 | 169 |
| UC-WMC 7,5 (23X 8) RD CUS | 0824764 | 169 |
| UC-WMC 7,5 (23X8) | 0818179 | 169 |
| UC-WMC 7,5 (23X8) BU | 0818946 | 169 |
| UC-WMC 7,5 (23X8) BU CUS | 0824768 | 169 |
| UC-WMC 7,5 (23X8) CUS | 0824767 | 169 |
| UC-WMC 7,5 (23X8) GN | 0818959 | 169 |
| UC-WMC 7,5 (23X8) GN CUS | 0824769 | 169 |
| UC-WMC 7,5 (23X8) OG | 0818920 | 169 |
| UC-WMC 7,5 (23X8) OG CUS | 0824770 | 169 |
| UC-WMC 7,5 (23X8) RD | 0819039 | 169 |
| UC-WMC 7,5 (23X8) VT | 0825376 | 169 |
| UC-WMC 7,5 (23X8) VT CUS | 0826785 | 169 |
| UC-WMC 7,5 (23X8) YE | 0818933 | 169 |
| UC-WMC 7,5 (23X8) YE CUS | 0824771 | 169 |
| UC-WMC 7,5 (30X 8) CUS | 0824776 | 169 |
| UC-WMC 7,5 (30X 8) YE CUS | 0824777 | 169 |
| UC-WMC 7,5 (30X8) | 0819673 | 169 |
| UC-WMC 7,5 (30X8) BU | 0820950 | 169 |
| UC-WMC 7,5 (30X8) BU CUS | 0824780 | 169 |
| UC-WMC 7,5 (30X8) GN | 0823708 | 169 |
| UC-WMC 7,5 (30X8) GN CUS | 0824781 | 169 |
| UC-WMC 7,5 (30X8) OG | 0823724 | 169 |
| UC-WMC 7,5 (30X8) OG CUS | 0824782 | 169 |
| UC-WMC 7,5 (30X8) RD | 0820963 | 169 |
| UC-WMC 7,5 (30X8) RD CUS | 0824783 | 169 |
| UC-WMC 7,5 (30X8) VT | 0825377 | 169 |
| UC-WMC 7,5 (30X8) VT CUS | 0826787 | 169 |
| UC-WMC 7,5 (30X8) YE | 0819686 | 169 |
| UC-WMCO 1,6 (12X3) | 0827092 | 170 |
| UC-WMCO 1,6 (12X3) BU | 0827514 | 170 |
| UC-WMCO 1,6 (12X3) BU CUS | 0829034 | 170 |
| UC-WMCO 1,6 (12X3) CUS | 0829032 | 170 |

| Type | Order No. | Page |
|---|---|---|
| UC-WMCO 1,6 (12X3) GN | 0827515 | 170 |
| UC-WMCO 1,6 (12X3) GN CUS | 0829035 | 170 |
| UC-WMCO 1,6 (12X3) OG | 0827517 | 170 |
| UC-WMCO 1,6 (12X3) OG CUS | 0829037 | 170 |
| UC-WMCO 1,6 (12X3) RD | 0827516 | 170 |
| UC-WMCO 1,6 (12X3) RD CUS | 0829036 | 170 |
| UC-WMCO 1,6 (12X3) VT | 0827518 | 170 |
| UC-WMCO 1,6 (12X3) VT CUS | 0829038 | 170 |
| UC-WMCO 1,6 (12X3) YE | 0827513 | 170 |
| UC-WMCO 1,6 (12X3) YE CUS | 0829033 | 170 |
| UC-WMCO 1,6 (21X3) | 0827106 | 171 |
| UC-WMCO 1,6 (21X3) BU | 0827526 | 171 |
| UC-WMCO 1,6 (21X3) BU CUS | 0829041 | 171 |
| UC-WMCO 1,6 (21X3) CUS | 0829039 | 171 |
| UC-WMCO 1,6 (21X3) GN | 0827527 | 171 |
| UC-WMCO 1,6 (21X3) GN CUS | 0829042 | 171 |
| UC-WMCO 1,6 (21X3) OG | 0827529 | 171 |
| UC-WMCO 1,6 (21X3) OG CUS | 0829044 | 171 |
| UC-WMCO 1,6 (21X3) RD | 0827528 | 171 |
| UC-WMCO 1,6 (21X3) RD CUS | 0829043 | 171 |
| UC-WMCO 1,6 (21X3) VT | 0827530 | 171 |
| UC-WMCO 1,6 (21X3) VT CUS | 0829045 | 171 |
| UC-WMCO 1,6 (21X3) YE | 0827525 | 171 |
| UC-WMCO 1,6 (21X3) YE CUS | 0829040 | 171 |
| UC-WMCO 2,1 (12X3) | 0827120 | 171 |
| UC-WMCO 2,1 (12X3) BU | 0827538 | 171 |
| UC-WMCO 2,1 (12X3) BU CUS | 0829048 | 171 |
| UC-WMCO 2,1 (12X3) CUS | 0829046 | 171 |
| UC-WMCO 2,1 (12X3) GN | 0827539 | 171 |
| UC-WMCO 2,1 (12X3) GN CUS | 0829049 | 171 |
| UC-WMCO 2,1 (12X3) OG | 0827541 | 171 |
| UC-WMCO 2,1 (12X3) OG CUS | 0829051 | 171 |
| UC-WMCO 2,1 (12X3) RD | 0827540 | 171 |
| UC-WMCO 2,1 (12X3) RD CUS | 0829050 | 171 |
| UC-WMCO 2,1 (12X3) VT | 0827542 | 171 |
| UC-WMCO 2,1 (12X3) VT CUS | 0829052 | 171 |
| UC-WMCO 2,1 (12X3) YE | 0827537 | 171 |
| UC-WMCO 2,1 (12X3) YE CUS | 0829047 | 171 |
| UC-WMCO 2,1 (21X3) | 0827134 | 171 |
| UC-WMCO 2,1 (21X3) BU | 0807550 | 171 |
| UC-WMCO 2,1 (21X3) BU CUS | 0829055 | 171 |
| UC-WMCO 2,1 (21X3) CUS | 0829053 | 171 |
| UC-WMCO 2,1 (21X3) GN | 0827551 | 171 |
| UC-WMCO 2,1 (21X3) GN CUS | 0829056 | 171 |
| UC-WMCO 2,1 (21X3) OG | 0827553 | 171 |
| UC-WMCO 2,1 (21X3) OG CUS | 0829058 | 171 |
| UC-WMCO 2,1 (21X3) RD | 0827552 | 171 |
| UC-WMCO 2,1 (21X3) RD CUS | 0829057 | 171 |
| UC-WMCO 2,1 (21X3) VT | 0827554 | 171 |
| UC-WMCO 2,1 (21X3) VT CUS | 0829059 | 171 |
| UC-WMCO 2,1 (21X3) YE | 0827549 | 171 |
| UC-WMCO 2,1 (21X3) YE CUS | 0829054 | 171 |
| UC-WMCO 2,1 TOOL | 0827803 | 170 |
| UC-WMCO 2,9 (12X3,5) | 0827148 | 172 |
| UC-WMCO 2,9 (12X3,5) BU | 0827562 | 172 |
| UC-WMCO 2,9 (12X3,5) BU CUS | 0829062 | 172 |
| UC-WMCO 2,9 (12X3,5) CUS | 0829060 | 172 |
| UC-WMCO 2,9 (12X3,5) GN | 0827563 | 172 |
| UC-WMCO 2,9 (12X3,5) GN CUS | 0829063 | 172 |
| UC-WMCO 2,9 (12X3,5) OG | 0827565 | 172 |
| UC-WMCO 2,9 (12X3,5) OG CUS | 0829065 | 172 |
| UC-WMCO 2,9 (12X3,5) RD | 0827564 | 172 |
| UC-WMCO 2,9 (12X3,5) RD CUS | 0829064 | 172 |
| UC-WMCO 2,9 (12X3,5) VT | 0827566 | 172 |
| UC-WMCO 2,9 (12X3,5) VT CUS | 0829066 | 172 |
| UC-WMCO 2,9 (12X3,5) YE | 0827561 | 172 |
| UC-WMCO 2,9 (12X3,5) YE CUS | 0829061 | 172 |
| UC-WMCO 2,9 (21X3,5) | 0827162 | 173 |
| UC-WMCO 2,9 (21X3,5) BU | 0827574 | 173 |
| UC-WMCO 2,9 (21X3,5) BU CUS | 0829069 | 173 |
| UC-WMCO 2,9 (21X3,5) CUS | 0829067 | 173 |
| UC-WMCO 2,9 (21X3,5) GN | 0827575 | 173 |
| UC-WMCO 2,9 (21X3,5) GN CUS | 0829070 | 173 |
| UC-WMCO 2,9 (21X3,5) OG | 0827577 | 173 |
| UC-WMCO 2,9 (21X3,5) OG CUS | 0829072 | 173 |
| UC-WMCO 2,9 (21X3,5) RD | 0827576 | 173 |
| UC-WMCO 2,9 (21X3,5) RD CUS | 0829071 | 173 |
| UC-WMCO 2,9 (21X3,5) VT | 0827578 | 173 |
| UC-WMCO 2,9 (21X3,5) VT CUS | 0829073 | 173 |
| UC-WMCO 2,9 (21X3,5) YE | 0827573 | 173 |
| UC-WMCO 2,9 (21X3,5) YE CUS | 0829068 | 173 |
| UC-WMCO 3,6 (12X4,5) | 0827176 | 173 |
| UC-WMCO 3,6 (12X4,5) BU | 0827586 | 173 |
| UC-WMCO 3,6 (12X4,5) BU CUS | 0829076 | 173 |
| UC-WMCO 3,6 (12X4,5) CUS | 0829074 | 173 |
| UC-WMCO 3,6 (12X4,5) GN | 0827587 | 173 |
| UC-WMCO 3,6 (12X4,5) GN CUS | 0829077 | 173 |
| UC-WMCO 3,6 (12X4,5) OG | 0827589 | 173 |
| UC-WMCO 3,6 (12X4,5) OG CUS | 0829079 | 173 |
| UC-WMCO 3,6 (12X4,5) RD | 0827588 | 173 |
| UC-WMCO 3,6 (12X4,5) RD CUS | 0829078 | 173 |
| UC-WMCO 3,6 (12X4,5) VT | 0827590 | 173 |
| UC-WMCO 3,6 (12X4,5) VT CUS | 0829080 | 173 |
| UC-WMCO 3,6 (12X4,5) YE | 0827585 | 173 |
| UC-WMCO 3,6 (12X4,5) YE CUS | 0829075 | 173 |
| UC-WMCO 3,6 (21X4,5) | 0827190 | 173 |
| UC-WMCO 3,6 (21X4,5) BU | 0827598 | 173 |
| UC-WMCO 3,6 (21X4,5) BU CUS | 0829083 | 173 |
| UC-WMCO 3,6 (21X4,5) CUS | 0829081 | 173 |
| UC-WMCO 3,6 (21X4,5) GN | 0827599 | 173 |
| UC-WMCO 3,6 (21X4,5) GN CUS | 0829084 | 173 |
| UC-WMCO 3,6 (21X4,5) OG | 0827601 | 173 |
| UC-WMCO 3,6 (21X4,5) OG CUS | 0829086 | 173 |
| UC-WMCO 3,6 (21X4,5) RD | 0827600 | 173 |
| UC-WMCO 3,6 (21X4,5) RD CUS | 0829085 | 173 |
| UC-WMCO 3,6 (21X4,5) VT | 0827602 | 173 |
| UC-WMCO 3,6 (21X4,5) VT CUS | 0829087 | 173 |
| UC-WMCO 3,6 (21X4,5) YE | 0827597 | 173 |
| UC-WMCO 3,6 (21X4,5) YE CUS | 0829082 | 173 |
| UC-WMCO 3,6 TOOL | 0827804 | 172 |
| UC-WMCO 4,9 (12X5) | 0827733 | 174 |
| UC-WMCO 4,9 (12X5) BU | 0827735 | 174 |
| UC-WMCO 4,9 (12X5) BU CUS | 0829090 | 174 |
| UC-WMCO 4,9 (12X5) CUS | 0829088 | 174 |
| UC-WMCO 4,9 (12X5) GN | 0827736 | 174 |
| UC-WMCO 4,9 (12X5) GN CUS | 0829091 | 174 |
| UC-WMCO 4,9 (12X5) OG | 0827738 | 174 |
| UC-WMCO 4,9 (12X5) OG CUS | 0829093 | 174 |
| UC-WMCO 4,9 (12X5) RD | 0827737 | 174 |
| UC-WMCO 4,9 (12X5) RD CUS | 0829092 | 174 |
| UC-WMCO 4,9 (12X5) VT | 0827739 | 174 |
| UC-WMCO 4,9 (12X5) VT CUS | 0829094 | 174 |
| UC-WMCO 4,9 (12X5) YE | 0827734 | 174 |
| UC-WMCO 4,9 (12X5) YE CUS | 0829089 | 174 |
| UC-WMCO 4,9 (21X5) | 0827747 | 174 |
| UC-WMCO 4,9 (21X5) BU | 0827749 | 174 |
| UC-WMCO 4,9 (21X5) BU CUS | 0829097 | 174 |
| UC-WMCO 4,9 (21X5) CUS | 0829095 | 174 |
| UC-WMCO 4,9 (21X5) GN | 0827750 | 174 |
| UC-WMCO 4,9 (21X5) GN CUS | 0829098 | 174 |
| UC-WMCO 4,9 (21X5) OG | 0827752 | 174 |
| UC-WMCO 4,9 (21X5) OG CUS | 0829100 | 174 |
| UC-WMCO 4,9 (21X5) RD | 0827751 | 174 |
| UC-WMCO 4,9 (21X5) RD CUS | 0829099 | 174 |
| UC-WMCO 4,9 (21X5) VT | 0827753 | 174 |
| UC-WMCO 4,9 (21X5) VT CUS | 0829101 | 174 |
| UC-WMCO 4,9 (21X5) YE | 0827748 | 174 |
| UC-WMCO 4,9 (21X5) YE CUS | 0829096 | 174 |
| UC-WMCO 5,8 TOOL | 0827805 | 174 |
| UC-WMCO TOOL SET | 0827807 | 170 |
| UC-WMT (10X 4) BU CUS | 0824789 | 176 |
| UC-WMT (10X 4) CUS | 0824788 | 176 |
| UC-WMT (10X 4) RD CUS | 0824790 | 176 |
| UC-WMT (10X 4) YE CUS | 0824791 | 176 |
| UC-WMT (10X4) | 0819372 | 176 |
| UC-WMT (10X4) BU | 0820992 | 176 |
| UC-WMT (10X4) GN | 0823999 | 176 |
| UC-WMT (10X4) GN CUS | 0824795 | 176 |
| UC-WMT (10X4) OG | 0823986 | 176 |
| UC-WMT (10X4) OG CUS | 0824796 | 176 |
| UC-WMT (10X4) RD | 0821001 | 176 |
| UC-WMT (10X4) VT | 0825360 | 176 |
| UC-WMT (10X4) VT CUS | 0826789 | 176 |
| UC-WMT (10X4) YE | 0819385 | 176 |
| UC-WMT (12X4) | 0823517 | 177 |
| UC-WMT (12X4) BU | 0823575 | 177 |
| UC-WMT (12X4) BU CUS | 0827039 | 177 |
| UC-WMT (12X4) CUS | 0827033 | 177 |
| UC-WMT (12X4) GN | 0823601 | 177 |
| UC-WMT (12X4) GN CUS | 0827040 | 177 |
| UC-WMT (12X4) OG | 0823588 | 177 |
| UC-WMT (12X4) OG CUS | 0827036 | 177 |
| UC-WMT (12X4) RD | 0823614 | 177 |
| UC-WMT (12X4) RD CUS | 0827035 | 177 |
| UC-WMT (12X4) VT | 0825378 | 177 |
| UC-WMT (12X4) VT CUS | 0827038 | 177 |
| UC-WMT (12X4) YE | 0823591 | 177 |
| UC-WMT (12X4) YE CUS | 0827037 | 177 |
| UC-WMT (15X 4) BU CUS | 0824813 | 177 |
| UC-WMT (15X 4) CUS | 0824812 | 177 |
| UC-WMT (15X 4) RD CUS | 0824814 | 177 |
| UC-WMT (15X 4) YE CUS | 0824815 | 177 |
| UC-WMT (15X4) | 0819398 | 177 |
| UC-WMT (15X4) BU | 0821030 | 177 |
| UC-WMT (15X4) GN | 0824040 | 177 |
| UC-WMT (15X4) GN CUS | 0824820 | 177 |
| UC-WMT (15X4) OG | 0824037 | 177 |
| UC-WMT (15X4) OG CUS | 0824821 | 177 |
| UC-WMT (15X4) RD | 0821043 | 177 |
| UC-WMT (15X4) VT | 0825361 | 177 |
| UC-WMT (15X4) VT CUS | 0826791 | 177 |
| UC-WMT (15X4) YE | 0819408 | 177 |
| UC-WMT (18X4) | 0820293 | 177 |
| UC-WMT (18X4) BU | 0821072 | 177 |
| UC-WMT (18X4) BU CUS | 0824825 | 177 |
| UC-WMT (18X4) CUS | 0824824 | 177 |
| UC-WMT (18X4) GN | 0824082 | 177 |
| UC-WMT (18X4) GN CUS | 0824832 | 177 |
| UC-WMT (18X4) OG | 0824079 | 177 |
| UC-WMT (18X4) OG CUS | 0824833 | 177 |
| UC-WMT (18X4) RD | 0821085 | 177 |
| UC-WMT (18X4) RD CUS | 0824826 | 177 |
| UC-WMT (18X4) VT | 0825362 | 177 |
| UC-WMT (18X4) VT CUS | 0826793 | 177 |
| UC-WMT (18X4) YE | 0820303 | 177 |
| UC-WMT (18X4) YE CUS | 0824827 | 177 |
| UC-WMT (23X4) | 0819411 | 178 |
| UC-WMT (23X4) BU | 0821111 | 178 |
| UC-WMT (23X4) BU CUS | 0824839 | 178 |
| UC-WMT (23X4) CUS | 0824838 | 178 |
| UC-WMT (23X4) GN | 0824121 | 178 |
| UC-WMT (23X4) GN CUS | 0824840 | 178 |
| UC-WMT (23X4) OG | 0824118 | 178 |
| UC-WMT (23X4) OG CUS | 0824841 | 178 |
| UC-WMT (23X4) RD | 0821124 | 178 |
| UC-WMT (23X4) RD CUS | 0824842 | 178 |
| UC-WMT (23X4) VT | 0825363 | 178 |
| UC-WMT (23X4) VT CUS | 0826795 | 178 |
| UC-WMT (23X4) YE | 0819424 | 178 |
| UC-WMT (23X4) YE CUS | 0824843 | 178 |
| UC-WMT (30X 4) CUS | 0824848 | 178 |
| UC-WMT (30X 4) YE CUS | 0824849 | 178 |
| UC-WMT (30X4) | 0819437 | 178 |
| UC-WMT (30X4) BU | 0821153 | 178 |
| UC-WMT (30X4) BU CUS | 0824852 | 178 |
| UC-WMT (30X4) GN | 0824163 | 178 |
| UC-WMT (30X4) GN CUS | 0824853 | 178 |
| UC-WMT (30X4) OG | 0824150 | 178 |
| UC-WMT (30X4) OG CUS | 0824854 | 178 |
| UC-WMT (30X4) RD | 0821166 | 178 |
| UC-WMT (30X4) RD CUS | 0824855 | 178 |
| UC-WMT (30X4) VT | 0825364 | 178 |
| UC-WMT (30X4) VT CUS | 0826797 | 178 |
| UC-WMT (30X4) YE | 0819440 | 178 |
| UC-WMTB (44X15) | 0828376 | 179 |
| UC-WMTB (44X15) BN | 0828384 | 179 |
| UC-WMTB (44X15) BN CUS | 0829402 | 179 |
| UC-WMTB (44X15) BU | 0828381 | 179 |
| UC-WMTB (44X15) BU CUS | 0829403 | 179 |
| UC-WMTB (44X15) CUS | 0829379 | 179 |
| UC-WMTB (44X15) GN | 0828382 | 179 |
| UC-WMTB (44X15) GN CUS | 0829404 | 179 |
| UC-WMTB (44X15) OG | 0828378 | 179 |
| UC-WMTB (44X15) OG CUS | 0829405 | 179 |
| UC-WMTB (44X15) RD | 0828377 | 179 |
| UC-WMTB (44X15) SR | 0828383 | 179 |
| UC-WMTB (44X15) SR CUS | 0829407 | 179 |
| UC-WMTB (44X15) VT | 0828380 | 179 |
| UC-WMTB (44X15) VT CUS | 0829408 | 179 |
| UC-WMTB (44X15) YE | 0828379 | 179 |
| UC-WMTB (44X15) YE CUS | 0829409 | 179 |
| UC-WMTB (52X30) | 5775288 | 179 |
| UC-WMTB (52X30) CUS | 0829432 | 179 |
| UC-WMTB (52X50) | 5775289 | 179 |
| UC-WMTB (52X50) CUS | 0829433 | 179 |
| UC-WMTBA (24X5) | 0820426 | 180 |
| UC-WMTBA (24X5) BU | 0820552 | 180 |
| UC-WMTBA (24X5) BU CUS | 0824861 | 180 |
| UC-WMTBA (24X5) CUS | 0824860 | 180 |
| UC-WMTBA (24X5) GN | 0825343 | 180 |
| UC-WMTBA (24X5) GN CUS | 0826799 | 180 |
| UC-WMTBA (24X5) OG | 0825342 | 180 |
| UC-WMTBA (24X5) OG CUS | 0826800 | 180 |
| UC-WMTBA (24X5) RD | 0820565 | 180 |
| UC-WMTBA (24X5) RD CUS | 0824862 | 180 |
| UC-WMTBA (24X5) VT | 0825344 | 180 |
| UC-WMTBA (24X5) VT CUS | 0826801 | 180 |
| UC-WMTBA (24X5) YE | 0820439 | 180 |
| UC-WMTBA (24X5) YE CUS | 0824863 | 180 |
| UC-WMTBA (29X8) | 0820183 | 181 |
| UC-WMTBA (29X8) BU | 0820594 | 181 |
| UC-WMTBA (29X8) BU CUS | 0824869 | 181 |
| UC-WMTBA (29X8) CUS | 0824868 | 181 |
| UC-WMTBA (29X8) GN | 0825346 | 181 |
| UC-WMTBA (29X8) GN CUS | 0826805 | 181 |
| UC-WMTBA (29X8) OG | 0825345 | 181 |
| UC-WMTBA (29X8) OG CUS | 0826806 | 181 |
| UC-WMTBA (29X8) RD | 0820604 | 181 |
| UC-WMTBA (29X8) RD CUS | 0824870 | 181 |
| UC-WMTBA (29X8) VT | 0825347 | 181 |
| UC-WMTBA (29X8) VT CUS | 0826807 | 181 |
| UC-WMTBA (29X8) YE | 0820390 | 181 |
| UC-WMTBA (29X8) YE CUS | 0824871 | 181 |
| UC-WMTBA (60X11) | 0820468 | 181 |
| UC-WMTBA (60X11) BU | 0820633 | 181 |
| UC-WMTBA (60X11) BU CUS | 0824877 | 181 |
| UC-WMTBA (60X11) CUS | 0824876 | 181 |
| UC-WMTBA (60X11) GN | 0825349 | 181 |
| UC-WMTBA (60X11) GN CUS | 0826811 | 181 |
| UC-WMTBA (60X11) OG | 0825348 | 181 |
| UC-WMTBA (60X11) OG CUS | 0826812 | 181 |
| UC-WMTBA (60X11) RD | 0820646 | 181 |
| UC-WMTBA (60X11) RD CUS | 0824878 | 181 |
| UC-WMTBA (60X11) VT | 0825350 | 181 |
| UC-WMTBA (60X11) VT CUS | 0826813 | 181 |
| UC-WMTBA (60X11) YE | 0820471 | 181 |
| UC-WMTBA (60X11) YE CUS | 0824879 | 181 |
| UC1-TM 5 | 0821784 | 118 |
| UC1-TM 5 BU | 0828188 | 118 |
| UC1-TM 5 BU CUS | 0828321 | 118 |
| UC1-TM 5 CUS | 0824507 | 118 |
| UC1-TM 5 GN | 0828189 | 118 |
| UC1-TM 5 GN CUS | 0828322 | 118 |
| UC1-TM 5 OG | 0828186 | 118 |
| UC1-TM 5 OG CUS | 0828319 | 118 |
| UC1-TM 5 RD | 0828185 | 118 |
| UC1-TM 5 RD CUS | 0828318 | 118 |
| UC1-TM 5 YE | 0828187 | 118 |
| UC1-TM 5 YE CUS | 0828320 | 118 |
| UC1-TM 6 | 0821247 | 119 |
| UC1-TM 6 BU | 0828193 | 119 |
| UC1-TM 6 BU CUS | 0828326 | 119 |
| UC1-TM 6 CUS | 0824509 | 119 |
| UC1-TM 6 GN | 0828194 | 119 |
| UC1-TM 6 GN CUS | 0828327 | 119 |
| UC1-TM 6 OG | 0828191 | 119 |
| UC1-TM 6 OG CUS | 0828324 | 119 |
| UC1-TM 6 RD | 0828190 | 119 |
| UC1-TM 6 RD CUS | 0828323 | 119 |
| UC1-TM 6 YE | 0828192 | 119 |
| UC1-TM 6 YE CUS | 0828325 | 119 |
| UC1-TM 8 | 0821739 | 119 |
| UC1-TM 8 BU | 0828198 | 119 |
| UC1-TM 8 BU CUS | 0828331 | 119 |
| UC1-TM 8 CUS | 0824511 | 119 |
| UC1-TM 8 GN | 0828199 | 119 |
| UC1-TM 8 GN CUS | 0828332 | 119 |
| UC1-TM 8 OG | 0828196 | 119 |
| UC1-TM 8 OG CUS | 0828329 | 119 |
| UC1-TM 8 RD | 0828195 | 119 |

| Type | Order No. | Page |
|---|---|---|
| UC1-TM 8 RD CUS | 0828328 | 119 |
| UC1-TM 8 YE | 0828197 | 119 |
| UC1-TM 8 YE CUS | 0828330 | 119 |
| UC1-TMF 4 | 0821360 | 120 |
| UC1-TMF 4 BU | 0828203 | 120 |
| UC1-TMF 4 BU CUS | 0828336 | 120 |
| UC1-TMF 4 CUS | 0824513 | 120 |
| UC1-TMF 4 GN | 0828204 | 120 |
| UC1-TMF 4 GN CUS | 0828337 | 120 |
| UC1-TMF 4 OG | 0828201 | 120 |
| UC1-TMF 4 OG CUS | 0828334 | 120 |
| UC1-TMF 4 RD | 0828200 | 120 |
| UC1-TMF 4 RD CUS | 0828333 | 120 |
| UC1-TMF 4 YE | 0828202 | 120 |
| UC1-TMF 4 YE CUS | 0828335 | 120 |
| UC1-TMF 5 | 0821425 | 121 |
| UC1-TMF 5 BU | 0828207 | 121 |
| UC1-TMF 5 BU CUS | 0828341 | 121 |
| UC1-TMF 5 CUS | 0824515 | 121 |
| UC1-TMF 5 GN | 0828208 | 121 |
| UC1-TMF 5 GN CUS | 0828342 | 121 |
| UC1-TMF 5 OG | 0828206 | 121 |
| UC1-TMF 5 OG CUS | 0828339 | 121 |
| UC1-TMF 5 RD | 0828205 | 121 |
| UC1-TMF 5 RD CUS | 0828338 | 121 |
| UC1-TMF 5 YE | 0828127 | 121 |
| UC1-TMF 5 YE CUS | 0828340 | 121 |
| UC1-TMF 6 | 0821483 | 121 |
| UC1-TMF 6 BU | 0828212 | 121 |
| UC1-TMF 6 BU CUS | 0828346 | 121 |
| UC1-TMF 6 CUS | 0824517 | 121 |
| UC1-TMF 6 GN | 0828213 | 121 |
| UC1-TMF 6 GN CUS | 0828347 | 121 |
| UC1-TMF 6 OG | 0828210 | 121 |
| UC1-TMF 6 OG CUS | 0828344 | 121 |
| UC1-TMF 6 RD | 0828209 | 121 |
| UC1-TMF 6 RD CUS | 0828343 | 121 |
| UC1-TMF 6 YE | 0828211 | 121 |
| UC1-TMF 6 YE CUS | 0828345 | 121 |
| UC1-TMF 8 | 0821548 | 121 |
| UC1-TMF 8 BU | 0828217 | 121 |
| UC1-TMF 8 BU CUS | 0828351 | 121 |
| UC1-TMF 8 CUS | 0824519 | 121 |
| UC1-TMF 8 GN | 0828218 | 121 |
| UC1-TMF 8 GN CUS | 0828352 | 121 |
| UC1-TMF 8 OG | 0828215 | 121 |
| UC1-TMF 8 OG CUS | 0828349 | 121 |
| UC1-TMF 8 RD | 0828214 | 121 |
| UC1-TMF 8 RD CUS | 0828348 | 121 |
| UC1-TMF 8 YE | 0828216 | 121 |
| UC1-TMF 8 YE CUS | 0828350 | 121 |
| UC1U-TM 5 | 0821302 | 119 |
| UC1U-TM 5 CUS | 0824521 | 119 |
| UC2-TM 4 | 0821713 | 122 |
| UC2-TM 4 CUS | 0824533 | 122 |
| UC2-TM 5 | 0821690 | 123 |
| UC2-TM 5 CUS | 0824535 | 123 |
| UC2-TM 6 | 0821674 | 123 |
| UC2-TM 6 CUS | 0824537 | 123 |
| UC2-TM 8 | 0821755 | 123 |
| UC2-TM 8 CUS | 0824539 | 123 |
| UC2F-TM 4 | 0822178 | 124 |
| UC2F-TM 4 CUS | 0824525 | 124 |
| UC2F-TM 5 | 0822181 | 125 |
| UC2F-TM 5 CUS | 0824527 | 125 |
| UC2F-TM 6 | 0822194 | 125 |
| UC2F-TM 6 CUS | 0824529 | 125 |
| UC2F-TM 8 | 0822204 | 125 |
| UC2F-TM 8 CUS | 0824531 | 125 |
| UC3-TM 5 | 0822369 | 126 |
| UC3-TM 5 CUS | 0826888 | 126 |
| UC3-TM 6 | 0822385 | 127 |
| UC3-TM 6 CUS | 0826889 | 127 |
| UC3-TM 8 | 0822408 | 127 |
| UC3-TM 8 CUS | 0826890 | 127 |
| UCT-EM (10X5) | 0801470 | 249 |
| UCT-EM (10X5) CUS | 0801554 | 249 |
| UCT-EM (10X7) | 0801498 | 249 |
| UCT-EM (10X7) CUS | 0801585 | 249 |
| UCT-EM (10X7) TQ | 0801499 | 249 |
| UCT-EM (10X7) TQ CUS | 0801586 | 249 |
| UCT-EM (10X8) | 0801485 | 249 |
| UCT-EM (10X8) CUS | 0801570 | 249 |
| UCT-EM (10X8) TQ | 0801486 | 249 |
| UCT-EM (10X8) TQ CUS | 0801572 | 249 |
| UCT-EM (12X3,3) | 0801502 | 250 |
| UCT-EM (12X3,3) CUS | 0801577 | 250 |
| UCT-EM (12X6) | 0801503 | 251 |
| UCT-EM (12X6) CUS | 0801578 | 251 |
| UCT-EM (12X7) | 0801501 | 251 |
| UCT-EM (12X7) CUS | 0801587 | 251 |
| UCT-EM (15X10) | 0801504 | 251 |
| UCT-EM (15X10) CUS | 0801588 | 251 |
| UCT-EM (17,5X7,5) | 0801482 | 253 |
| UCT-EM (17,5X7,5) CUS | 0801566 | 253 |
| UCT-EM (17,5X8) | 0801496 | 254 |
| UCT-EM (17,5X8) CUS | 0801582 | 254 |
| UCT-EM (17,5X9) | 0801491 | 255 |
| UCT-EM (17,5X9) CUS | 0801575 | 255 |
| UCT-EM (17,5X9) YE | 0801492 | 255 |
| UCT-EM (17,5X9) YE CUS | 0801576 | 255 |
| UCT-EM (17X10) | 0801483 | 253 |
| UCT-EM (17X10) CUS | 0801567 | 253 |
| UCT-EM (17X10) YE | 0801484 | 253 |
| UCT-EM (17X10) YE CUS | 0801569 | 253 |
| UCT-EM (17X8) | 0801842 | 253 |
| UCT-EM (17X8) CUS | 1014400 | 253 |
| UCT-EM (17X9) | 0801475 | 252 |
| UCT-EM (17X9) CUS | 0801559 | 252 |
| UCT-EM (17X9) YE | 0801476 | 252 |
| UCT-EM (17X9) YE CUS | 0801560 | 252 |
| UCT-EM (18X8) | 0801488 | 255 |
| UCT-EM (18X8) CUS | 0801573 | 255 |
| UCT-EM (20X7) | 0801494 | 255 |
| UCT-EM (20X7) CUS | 0801580 | 255 |
| UCT-EM (20X7) TQ | 0801495 | 255 |
| UCT-EM (20X7) TQ CUS | 0801581 | 255 |
| UCT-EM (20X8) | 0801477 | 256 |
| UCT-EM (20X8) CUS | 0801561 | 256 |
| UCT-EM (20X9) | 0801471 | 257 |
| UCT-EM (20X9) CUS | 0801556 | 257 |
| UCT-EM (20X9) TQ | 0801473 | 257 |
| UCT-EM (20X9) TQ CUS | 0801558 | 257 |
| UCT-EM (20X9) YE | 0801472 | 257 |
| UCT-EM (20X9) YE CUS | 0801557 | 257 |
| UCT-EM (21X8) | 0801489 | 257 |
| UCT-EM (21X8) CUS | 0801574 | 257 |
| UCT-EM (30X5) | 0801505 | 108 |
| UCT-EM (30X5) CUS | 0801589 | 108 |
| UCT-EM (30X5) YE | 0830340 | 108 |
| UCT-EM (30X5) YE CUS | 0830348 | 108 |
| UCT-EM (5X10) | 0801497 | 247 |
| UCT-EM (5X10) CUS | 0801583 | 247 |
| UCT-EM (6X10) | 0801493 | 248 |
| UCT-EM (6X10) CUS | 0801579 | 248 |
| UCT-EM (7X10) | 0830765 | 246 |
| UCT-EM (7X10) CUS | 0830766 | 246 |
| UCT-TM 10 | 0829142 | 85 |
| UCT-TM 10 BU | 0829172 | 85 |
| UCT-TM 10 BU CUS | 0829628 | 85 |
| UCT-TM 10 CUS | 0829623 | 85 |
| UCT-TM 10 GN | 0829173 | 85 |
| UCT-TM 10 GN CUS | 0829629 | 85 |
| UCT-TM 10 OG | 0829170 | 85 |
| UCT-TM 10 OG CUS | 0829625 | 85 |
| UCT-TM 10 RD | 0829169 | 85 |
| UCT-TM 10 RD CUS | 0829624 | 85 |
| UCT-TM 10 VT | 0829171 | 85 |
| UCT-TM 10 VT CUS | 0829627 | 85 |
| UCT-TM 10 YE | 0829143 | 85 |
| UCT-TM 10 YE CUS | 0829626 | 85 |
| UCT-TM 12 | 0829144 | 85 |
| UCT-TM 12 BU | 0829177 | 85 |
| UCT-TM 12 BU CUS | 0829635 | 85 |
| UCT-TM 12 CUS | 0829630 | 85 |
| UCT-TM 12 GN | 0829178 | 85 |
| UCT-TM 12 GN CUS | 0829636 | 85 |
| UCT-TM 12 OG | 0829175 | 85 |
| UCT-TM 12 OG CUS | 0829632 | 85 |
| UCT-TM 12 RD | 0829174 | 85 |
| UCT-TM 12 RD CUS | 0829631 | 85 |
| UCT-TM 12 VT | 0829176 | 85 |
| UCT-TM 12 VT CUS | 0829634 | 85 |
| UCT-TM 12 YE | 0829145 | 85 |
| UCT-TM 12 YE CUS | 0829633 | 85 |
| UCT-TM 16 | 0829146 | 85 |
| UCT-TM 16 BU | 0829182 | 85 |
| UCT-TM 16 BU CUS | 0829642 | 85 |
| UCT-TM 16 CUS | 0829637 | 85 |
| UCT-TM 16 GN | 0829183 | 85 |
| UCT-TM 16 GN CUS | 0829643 | 85 |
| UCT-TM 16 OG | 0829180 | 85 |
| UCT-TM 16 OG CUS | 0829639 | 85 |
| UCT-TM 16 RD | 0829179 | 85 |
| UCT-TM 16 RD CUS | 0829638 | 85 |
| UCT-TM 16 VT | 0829181 | 85 |
| UCT-TM 16 VT CUS | 0829641 | 85 |
| UCT-TM 16 YE | 0829147 | 85 |
| UCT-TM 16 YE CUS | 0829640 | 85 |
| UCT-TM 3,5 | 0829484 | 82 |
| UCT-TM 3,5 BU | 0829508 | 82 |
| UCT-TM 3,5 BU CUS | 0829586 | 82 |
| UCT-TM 3,5 CUS | 0829581 | 82 |
| UCT-TM 3,5 GN | 0829509 | 82 |
| UCT-TM 3,5 GN CUS | 0829587 | 82 |
| UCT-TM 3,5 OG | 0829506 | 82 |
| UCT-TM 3,5 OG CUS | 0829583 | 82 |
| UCT-TM 3,5 RD | 0829505 | 82 |
| UCT-TM 3,5 RD CUS | 0829582 | 82 |
| UCT-TM 3,5 VT | 0829507 | 82 |
| UCT-TM 3,5 VT CUS | 0829585 | 82 |
| UCT-TM 3,5 YE | 0829485 | 82 |
| UCT-TM 3,5 YE CUS | 0829584 | 82 |
| UCT-TM 4 | 0828732 | 83 |
| UCT-TM 4 BU | 0829152 | 83 |
| UCT-TM 4 BU CUS | 0829593 | 83 |
| UCT-TM 4 CUS | 0829588 | 83 |
| UCT-TM 4 GN | 0829153 | 83 |
| UCT-TM 4 GN CUS | 0829594 | 83 |
| UCT-TM 4 OG | 0829150 | 83 |
| UCT-TM 4 OG CUS | 0829590 | 83 |
| UCT-TM 4 RD | 0829149 | 83 |
| UCT-TM 4 RD CUS | 0829589 | 83 |
| UCT-TM 4 VT | 0829151 | 83 |
| UCT-TM 4 VT CUS | 0829592 | 83 |
| UCT-TM 4 YE | 0828733 | 83 |
| UCT-TM 4 YE CUS | 0829591 | 83 |
| UCT-TM 5 | 0828734 | 83 |
| UCT-TM 5 BU | 0829157 | 83 |
| UCT-TM 5 BU CUS | 0829600 | 83 |
| UCT-TM 5 CUS | 0829595 | 83 |
| UCT-TM 5 GN | 0829158 | 83 |
| UCT-TM 5 GN CUS | 0829601 | 83 |
| UCT-TM 5 OG | 0829155 | 83 |
| UCT-TM 5 OG CUS | 0829597 | 83 |
| UCT-TM 5 RD | 0829154 | 83 |
| UCT-TM 5 RD CUS | 0829596 | 83 |
| UCT-TM 5 VT | 0829156 | 83 |
| UCT-TM 5 VT CUS | 0829599 | 83 |
| UCT-TM 5 YE | 0828735 | 83 |
| UCT-TM 5 YE CUS | 0829598 | 83 |
| UCT-TM 6 | 0828736 | 83 |
| UCT-TM 6 BU | 0829162 | 83 |
| UCT-TM 6 BU CUS | 0829607 | 83 |
| UCT-TM 6 CUS | 0829602 | 83 |
| UCT-TM 6 GN | 0829163 | 83 |
| UCT-TM 6 GN CUS | 0829608 | 83 |
| UCT-TM 6 OG | 0829160 | 83 |
| UCT-TM 6 OG CUS | 0829604 | 83 |
| UCT-TM 6 RD | 0829159 | 83 |
| UCT-TM 6 RD CUS | 0829603 | 83 |
| UCT-TM 6 VT | 0829161 | 83 |
| UCT-TM 6 VT CUS | 0829606 | 83 |
| UCT-TM 6 YE | 0828737 | 83 |
| UCT-TM 6 YE CUS | 0829605 | 83 |
| UCT-TM 7,62 | 0828738 | 84 |
| UCT-TM 7,62 BU | 0829513 | 84 |
| UCT-TM 7,62 BU CUS | 0829614 | 84 |
| UCT-TM 7,62 CUS | 0829609 | 84 |
| UCT-TM 7,62 GN | 0829514 | 84 |
| UCT-TM 7,62 GN CUS | 0829615 | 84 |
| UCT-TM 7,62 OG | 0829511 | 84 |
| UCT-TM 7,62 OG CUS | 0829611 | 84 |
| UCT-TM 7,62 RD | 0829510 | 84 |
| UCT-TM 7,62 RD CUS | 0829610 | 84 |
| UCT-TM 7,62 VT | 0829512 | 84 |
| UCT-TM 7,62 VT CUS | 0829613 | 84 |
| UCT-TM 7,62 YE | 0828739 | 84 |
| UCT-TM 7,62 YE CUS | 0829612 | 84 |
| UCT-TM 8 | 0828740 | 84 |
| UCT-TM 8 BU | 0829167 | 84 |
| UCT-TM 8 BU CUS | 0829621 | 84 |
| UCT-TM 8 CUS | 0829616 | 84 |
| UCT-TM 8 GN | 0829168 | 84 |
| UCT-TM 8 GN CUS | 0829622 | 84 |
| UCT-TM 8 OG | 0829165 | 84 |
| UCT-TM 8 OG CUS | 0829618 | 84 |
| UCT-TM 8 RD | 0829164 | 84 |
| UCT-TM 8 RD CUS | 0829617 | 84 |
| UCT-TM 8 VT | 0829166 | 84 |
| UCT-TM 8 VT CUS | 0829620 | 84 |
| UCT-TM 8 YE | 0828741 | 84 |
| UCT-TM 8 YE CUS | 0829619 | 84 |
| UCT-TMF 10 | 0829204 | 89 |
| UCT-TMF 10 BU | 0829209 | 89 |
| UCT-TMF 10 BU CUS | 0829684 | 89 |
| UCT-TMF 10 CUS | 0829679 | 89 |
| UCT-TMF 10 GN | 0829210 | 89 |
| UCT-TMF 10 GN CUS | 0829685 | 89 |
| UCT-TMF 10 OG | 0829206 | 89 |
| UCT-TMF 10 OG CUS | 0829681 | 89 |
| UCT-TMF 10 RD | 0829205 | 89 |
| UCT-TMF 10 RD CUS | 0829680 | 89 |
| UCT-TMF 10 VT | 0829208 | 89 |
| UCT-TMF 10 VT CUS | 0829683 | 89 |
| UCT-TMF 10 YE | 0829207 | 89 |
| UCT-TMF 10 YE CUS | 0829682 | 89 |
| UCT-TMF 12 | 0829214 | 89 |
| UCT-TMF 12 BU | 0829216 | 89 |
| UCT-TMF 12 BU CUS | 0829691 | 89 |
| UCT-TMF 12 CUS | 0829686 | 89 |
| UCT-TMF 12 GN | 0829217 | 89 |
| UCT-TMF 12 GN CUS | 0829692 | 89 |
| UCT-TMF 12 OG | 0829213 | 89 |
| UCT-TMF 12 OG CUS | 0829688 | 89 |
| UCT-TMF 12 RD | 0829212 | 89 |
| UCT-TMF 12 RD CUS | 0829687 | 89 |
| UCT-TMF 12 VT | 0829215 | 89 |
| UCT-TMF 12 VT CUS | 0829690 | 89 |
| UCT-TMF 12 YE | 0829211 | 89 |
| UCT-TMF 12 YE CUS | 0829689 | 89 |
| UCT-TMF 16 | 0829218 | 89 |
| UCT-TMF 16 BU | 0829223 | 89 |
| UCT-TMF 16 BU CUS | 0829698 | 89 |
| UCT-TMF 16 CUS | 0829693 | 89 |
| UCT-TMF 16 GN | 0829224 | 89 |
| UCT-TMF 16 GN CUS | 0829699 | 89 |
| UCT-TMF 16 OG | 0829220 | 89 |
| UCT-TMF 16 OG CUS | 0829695 | 89 |
| UCT-TMF 16 RD | 0829219 | 89 |
| UCT-TMF 16 RD CUS | 0829694 | 89 |
| UCT-TMF 16 VT CUS | 0829697 | 89 |
| UCT-TMF 16 YE | 0829221 | 89 |
| UCT-TMF 16 YE CUS | 0829696 | 89 |
| UCT-TMF 3,5 | 0829486 | 86 |
| UCT-TMF 3,5 BU | 0829518 | 86 |
| UCT-TMF 3,5 BU CUS | 0829649 | 86 |
| UCT-TMF 3,5 CUS | 0829644 | 86 |
| UCT-TMF 3,5 GN | 0829519 | 86 |
| UCT-TMF 3,5 GN CUS | 0829650 | 86 |
| UCT-TMF 3,5 OG | 0829516 | 86 |
| UCT-TMF 3,5 OG CUS | 0829646 | 86 |
| UCT-TMF 3,5 RD | 0829515 | 86 |
| UCT-TMF 3,5 RD CUS | 0829645 | 86 |
| UCT-TMF 3,5 VT | 0829517 | 86 |
| UCT-TMF 3,5 VT CUS | 0829648 | 86 |
| UCT-TMF 3,5 YE | 0829487 | 86 |
| UCT-TMF 3,5 YE CUS | 0829647 | 86 |
| UCT-TMF 4 | 0828742 | 87 |
| UCT-TMF 4 BU | 0829187 | 87 |

| Type | Order No. | Page |
|---|---|---|
| UCT-TMF 4 BU CUS | 0829656 | 87 |
| UCT-TMF 4 CUS | 0829651 | 87 |
| UCT-TMF 4 GN | 0829188 | 87 |
| UCT-TMF 4 GN CUS | 0829657 | 87 |
| UCT-TMF 4 OG | 0829185 | 87 |
| UCT-TMF 4 OG CUS | 0829653 | 87 |
| UCT-TMF 4 RD | 0829184 | 87 |
| UCT-TMF 4 RD CUS | 0829652 | 87 |
| UCT-TMF 4 VT | 0829186 | 87 |
| UCT-TMF 4 VT CUS | 0829655 | 87 |
| UCT-TMF 4 YE | 0828743 | 87 |
| UCT-TMF 4 YE CUS | 0829654 | 87 |
| UCT-TMF 5 | 0828744 | 87 |
| UCT-TMF 5 BU | 0829192 | 87 |
| UCT-TMF 5 BU CUS | 0829663 | 87 |
| UCT-TMF 5 CUS | 0829658 | 87 |
| UCT-TMF 5 GN | 0829193 | 87 |
| UCT-TMF 5 GN CUS | 0829664 | 87 |
| UCT-TMF 5 OG | 0829190 | 87 |
| UCT-TMF 5 OG CUS | 0829660 | 87 |
| UCT-TMF 5 RD | 0829189 | 87 |
| UCT-TMF 5 RD CUS | 0829659 | 87 |
| UCT-TMF 5 VT | 0829191 | 87 |
| UCT-TMF 5 VT CUS | 0829662 | 87 |
| UCT-TMF 5 YE | 0828745 | 87 |
| UCT-TMF 5 YE CUS | 0829661 | 87 |
| UCT-TMF 6 | 0828746 | 87 |
| UCT-TMF 6 BU | 0829197 | 87 |
| UCT-TMF 6 BU CUS | 0829670 | 87 |
| UCT-TMF 6 CUS | 0829665 | 87 |
| UCT-TMF 6 GN | 0829198 | 87 |
| UCT-TMF 6 GN CUS | 0829671 | 87 |
| UCT-TMF 6 OG | 0829195 | 87 |
| UCT-TMF 6 OG CUS | 0829667 | 87 |
| UCT-TMF 6 RD | 0829194 | 87 |
| UCT-TMF 6 RD CUS | 0829666 | 87 |
| UCT-TMF 6 VT | 0829196 | 87 |
| UCT-TMF 6 VT CUS | 0829669 | 87 |
| UCT-TMF 6 YE | 0828747 | 87 |
| UCT-TMF 6 YE CUS | 0829668 | 87 |
| UCT-TMF 8 | 0828748 | 88 |
| UCT-TMF 8 BU | 0829202 | 88 |
| UCT-TMF 8 BU CUS | 0829677 | 88 |
| UCT-TMF 8 CUS | 0829672 | 88 |
| UCT-TMF 8 GN | 0829203 | 88 |
| UCT-TMF 8 GN CUS | 0829678 | 88 |
| UCT-TMF 8 OG | 0829200 | 88 |
| UCT-TMF 8 OG CUS | 0829674 | 88 |
| UCT-TMF 8 RD | 0829199 | 88 |
| UCT-TMF 8 RD CUS | 0829673 | 88 |
| UCT-TMF 8 VT | 0829201 | 88 |
| UCT-TMF 8 VT CUS | 0829676 | 88 |
| UCT-TMF 8 YE | 0828749 | 88 |
| UCT-TMF 8 YE CUS | 0829675 | 88 |
| UCT-WMS 3,2 (12X4) | 0828570 | 186 |
| UCT-WMS 3,2 (12X4) CUS | 0829951 | 186 |
| UCT-WMS 3,2 (12X4) YE | 0828572 | 186 |
| UCT-WMS 3,2 (12X4) YE CUS | 0829952 | 186 |
| UCT-WMS 4,7 (12X5,5) | 0828571 | 186 |
| UCT-WMS 4,7 (12X5,5) CUS | 0829953 | 186 |
| UCT-WMS 4,7 (12X5,5) YE | 0828573 | 186 |
| UCT-WMS 4,7 (12X5,5) YE CUS | 0829954 | 186 |
| UCT-WMT (10X4) | 0801430 | 182 |
| UCT-WMT (10X4) BU | 0801437 | 182 |
| UCT-WMT (10X4) BU CUS | 0801521 | 182 |
| UCT-WMT (10X4) CUS | 0801515 | 182 |
| UCT-WMT (10X4) GN | 0801435 | 182 |
| UCT-WMT (10X4) GN CUS | 0801519 | 182 |
| UCT-WMT (10X4) OG | 0801434 | 182 |
| UCT-WMT (10X4) OG CUS | 0801518 | 182 |
| UCT-WMT (10X4) RD | 0801433 | 182 |
| UCT-WMT (10X4) RD CUS | 0801517 | 182 |
| UCT-WMT (10X4) VT | 0801436 | 182 |
| UCT-WMT (10X4) VT CUS | 0801520 | 182 |
| UCT-WMT (10X4) YE | 0801431 | 182 |
| UCT-WMT (10X4) YE CUS | 0801516 | 182 |
| UCT-WMT (12X4) | 0801438 | 183 |
| UCT-WMT (12X4) BU | 0801444 | 183 |
| UCT-WMT (12X4) BU CUS | 0801529 | 183 |
| UCT-WMT (12X4) CUS | 0801522 | 183 |
| UCT-WMT (12X4) GN | 0801442 | 183 |
| UCT-WMT (12X4) GN CUS | 0801527 | 183 |
| UCT-WMT (12X4) OG | 0801441 | 183 |
| UCT-WMT (12X4) OG CUS | 0801525 | 183 |
| UCT-WMT (12X4) RD | 0801440 | 183 |
| UCT-WMT (12X4) RD CUS | 0801524 | 183 |
| UCT-WMT (12X4) VT | 0801443 | 183 |
| UCT-WMT (12X4) VT CUS | 0801528 | 183 |
| UCT-WMT (12X4) YE | 0801439 | 183 |
| UCT-WMT (12X4) YE CUS | 0801523 | 183 |
| UCT-WMT (15X4) | 0801446 | 183 |
| UCT-WMT (15X4) BU | 0801452 | 183 |
| UCT-WMT (15X4) BU CUS | 0801537 | 183 |
| UCT-WMT (15X4) CUS | 0801530 | 183 |
| UCT-WMT (15X4) GN | 0801450 | 183 |
| UCT-WMT (15X4) GN CUS | 0801535 | 183 |
| UCT-WMT (15X4) OG | 0801449 | 183 |
| UCT-WMT (15X4) OG CUS | 0801534 | 183 |
| UCT-WMT (15X4) RD | 0801448 | 183 |
| UCT-WMT (15X4) RD CUS | 0801533 | 183 |
| UCT-WMT (15X4) VT | 0801451 | 183 |
| UCT-WMT (15X4) VT CUS | 0801536 | 183 |
| UCT-WMT (15X4) YE | 0801447 | 183 |
| UCT-WMT (15X4) YE CUS | 0801531 | 183 |
| UCT-WMT (18X4) | 0801462 | 183 |
| UCT-WMT (18X4) BU | 0801468 | 183 |
| UCT-WMT (18X4) BU CUS | 0801546 | 183 |
| UCT-WMT (18X4) CUS | 0801538 | 183 |
| UCT-WMT (18X4) GN | 0801466 | 183 |
| UCT-WMT (18X4) GN CUS | 0801544 | 183 |
| UCT-WMT (18X4) OG | 0801465 | 183 |
| UCT-WMT (18X4) OG CUS | 0801543 | 183 |
| UCT-WMT (18X4) RD | 0801464 | 183 |
| UCT-WMT (18X4) RD CUS | 0801541 | 183 |
| UCT-WMT (18X4) VT | 0801467 | 183 |
| UCT-WMT (18X4) VT CUS | 0801545 | 183 |
| UCT-WMT (18X4) YE | 0801463 | 183 |
| UCT-WMT (18X4) YE CUS | 0801540 | 183 |
| UCT-WMT (23X4) | 0801453 | 184 |
| UCT-WMT (23X4) BU | 0801460 | 184 |
| UCT-WMT (23X4) BU CUS | 0801553 | 184 |
| UCT-WMT (23X4) CUS | 0801547 | 184 |
| UCT-WMT (23X4) GN | 0801457 | 184 |
| UCT-WMT (23X4) GN CUS | 0801551 | 184 |
| UCT-WMT (23X4) OG | 0801456 | 184 |
| UCT-WMT (23X4) OG CUS | 0801550 | 184 |
| UCT-WMT (23X4) RD | 0801455 | 184 |
| UCT-WMT (23X4) RD CUS | 0801549 | 184 |
| UCT-WMT (23X4) VT | 0801459 | 184 |
| UCT-WMT (23X4) VT CUS | 0801552 | 184 |
| UCT-WMT (23X4) YE | 0801454 | 184 |
| UCT-WMT (23X4) YE CUS | 0801548 | 184 |
| UCT-WMT (30X4) | 0801422 | 185 |
| UCT-WMT (30X4) BU | 0801428 | 185 |
| UCT-WMT (30X4) BU CUS | 0801514 | 185 |
| UCT-WMT (30X4) CUS | 0801507 | 185 |
| UCT-WMT (30X4) GN | 0801426 | 185 |
| UCT-WMT (30X4) GN CUS | 0801511 | 185 |
| UCT-WMT (30X4) OG | 0801425 | 185 |
| UCT-WMT (30X4) OG CUS | 0801510 | 185 |
| UCT-WMT (30X4) RD | 0801424 | 185 |
| UCT-WMT (30X4) RD CUS | 0801509 | 185 |
| UCT-WMT (30X4) VT | 0801427 | 185 |
| UCT-WMT (30X4) VT CUS | 0801512 | 185 |
| UCT-WMT (30X4) YE | 0801423 | 185 |
| UCT-WMT (30X4) YE CUS | 0801508 | 185 |
| UCT1-TM 5 | 0829482 | 128 |
| UCT1-TM 5 BU | 0829229 | 128 |
| UCT1-TM 5 BU CUS | 0829704 | 128 |
| UCT1-TM 5 CUS | 0829700 | 128 |
| UCT1-TM 5 GN | 0829230 | 128 |
| UCT1-TM 5 GN CUS | 0829705 | 128 |
| UCT1-TM 5 OG | 0829227 | 128 |
| UCT1-TM 5 OG CUS | 0829702 | 128 |
| UCT1-TM 5 RD | 0829226 | 128 |
| UCT1-TM 5 RD CUS | 0829701 | 128 |
| UCT1-TM 5 YE | 0829228 | 128 |
| UCT1-TM 5 YE CUS | 0829703 | 128 |
| UCT1-TM 6 | 0829483 | 128 |
| UCT1-TM 6 BU | 0829235 | 128 |
| UCT1-TM 6 BU CUS | 0829710 | 128 |
| UCT1-TM 6 CUS | 0829706 | 128 |
| UCT1-TM 6 GN | 0829236 | 128 |
| UCT1-TM 6 GN CUS | 0829711 | 128 |
| UCT1-TM 6 OG | 0829233 | 128 |
| UCT1-TM 6 OG CUS | 0829708 | 128 |
| UCT1-TM 6 RD | 0829232 | 128 |
| UCT1-TM 6 RD CUS | 0829707 | 128 |
| UCT1-TM 6 YE | 0829234 | 128 |
| UCT1-TM 6 YE CUS | 0829709 | 128 |
| UCT1-TMF 5 | 0829237 | 129 |
| UCT1-TMF 5 BU | 0829241 | 129 |
| UCT1-TMF 5 BU CUS | 0829722 | 129 |
| UCT1-TMF 5 CUS | 0829718 | 129 |
| UCT1-TMF 5 GN | 0829242 | 129 |
| UCT1-TMF 5 GN CUS | 0829723 | 129 |
| UCT1-TMF 5 OG | 0829239 | 129 |
| UCT1-TMF 5 OG CUS | 0829720 | 129 |
| UCT1-TMF 5 RD | 0829238 | 129 |
| UCT1-TMF 5 RD CUS | 0829719 | 129 |
| UCT1-TMF 5 YE | 0829240 | 129 |
| UCT1-TMF 5 YE CUS | 0829721 | 129 |
| UCT1-TMF 6 | 0829243 | 129 |
| UCT1-TMF 6 BU | 0829247 | 129 |
| UCT1-TMF 6 BU CUS | 0829728 | 129 |
| UCT1-TMF 6 CUS | 0829724 | 129 |
| UCT1-TMF 6 GN | 0829248 | 129 |
| UCT1-TMF 6 GN CUS | 0829729 | 129 |
| UCT1-TMF 6 OG | 0829245 | 129 |
| UCT1-TMF 6 OG CUS | 0829726 | 129 |
| UCT1-TMF 6 RD | 0829244 | 129 |
| UCT1-TMF 6 RD CUS | 0829725 | 129 |
| UCT1-TMF 6 YE | 0829246 | 129 |
| UCT1-TMF 6 YE CUS | 0829727 | 129 |
| UCT2-TM 5/6 | 0829249 | 130 |
| UCT2-TM 5/6 CUS | 0829250 | 130 |
| UCT3-TM 5 | 0829251 | 131 |
| UCT3-TM 5 CUS | 0829955 | 131 |
| UCT3-TM 6 | 0829252 | 131 |
| UCT3-TM 6 CUS | 0829956 | 131 |
| UCT5-TM 5 | 0828750 | 132 |
| UCT5-TM 5 CUS | 0829742 | 132 |
| UCT5-TM 6 | 0828752 | 133 |
| UCT5-TM 6 CUS | 0829743 | 133 |
| UCT6M-TM 5 | 0830756 | 134 |
| UCT6M-TM 5 CUS | 0830762 | 134 |
| UCT6M-TM 6 | 0830757 | 135 |
| UCT6M-TM 6 CUS | 0830763 | 135 |
| UCT6M-TM 8 | 0830758 | 135 |
| UCT6M-TM 8 CUS | 0830764 | 135 |
| UCT6R-TM 5 | 0830753 | 136 |
| UCT6R-TM 5 CUS | 0830759 | 136 |
| UCT6R-TM 6 | 0830754 | 137 |
| UCT6R-TM 6 CUS | 0830760 | 137 |
| UCT6R-TM 8 | 0830755 | 137 |
| UCT6R-TM 8 CUS | 0830761 | 137 |
| UNIFOX-C VDE | 1212202 | 368 |
| UNIFOX-CE VDE | 1212203 | 368 |
| UNIFOX-CT 4,8 | 1212475 | 369 |
| UNIFOX-CT 4,8P | 1212609 | 369 |
| UNIFOX-CT M 7,9 | 1212610 | 369 |
| UNIFOX-F VDE | 1212363 | 369 |
| UNIFOX-P VDE | 1212204 | 368 |
| UNIFOX-PC VDE | 1212205 | 368 |
| UNIFOX-PE VDE | 1212529 | 368 |
| UNIFOX-R VDE | 1212364 | 369 |
| UNIFOX-RVT M | 1212476 | 370 |
| UNIFOX-RVT M/BIT 2,4L | 1212477 | 370 |
| UNIFOX-RVT P 4 | 1212478 | 543 |
| UNIFOX-RVT P 6 | 1212509 | 543 |
| UNIFOX-WP | 1212365 | 369 |
| US-EML (104X140) | 0800465 | 268 |
| US-EML (104X140) SR | 0800466 | 268 |
| US-EML (104X140) YE | 0800467 | 268 |
| US-EML (104X3,8) | 0800464 | 268 |
| US-EML (17,5X8) | 0800461 | 268 |
| US-EML (17,5X8) YE | 0800463 | 268 |
| US-EML (20X8) | 0800458 | 268 |
| US-EML (20X8) YE | 0800460 | 268 |
| US-EMLF (104X140) | 1014291 | 269 |
| US-EMLF (104X140) BU | 1014293 | 269 |
| US-EMLF (104X140) BU CUS | 1014299 | 269 |
| US-EMLF (104X140) CUS | 1014297 | 269 |
| US-EMLF (104X140) YE | 1014292 | 269 |
| US-EMLF (104X140) YE CUS | 1014298 | 269 |
| US-EMLF (104X70) | 1014294 | 269 |
| US-EMLF (104X70) BU | 1014296 | 269 |
| US-EMLF (104X70) BU CUS | 1014302 | 269 |
| US-EMLF (104X70) CUS | 1014300 | 269 |
| US-EMLF (104X70) YE | 1014295 | 269 |
| US-EMLF (104X70) YE CUS | 1014301 | 269 |
| US-EMLP (100X60) | 0828807 | 259 |
| US-EMLP (100X60) CUS | 0830121 | 261 |
| US-EMLP (100X60) SR | 0828910 | 259 |
| US-EMLP (100X60) SR CUS | 0830123 | 261 |
| US-EMLP (100X60) YE | 0828909 | 259 |
| US-EMLP (100X60) YE CUS | 0830122 | 261 |
| US-EMLP (104X135) | 0830304 | 259 |
| US-EMLP (104X135) CUS | 0830387 | 261 |
| US-EMLP (104X135) SR | 0830306 | 259 |
| US-EMLP (104X135) SR CUS | 0830389 | 261 |
| US-EMLP (104X135) YE | 0830305 | 259 |
| US-EMLP (104X135) YE CUS | 0830388 | 261 |
| US-EMLP (11X9) | 0828789 | 258 |
| US-EMLP (11X9) CUS | 0830073 | 260 |
| US-EMLP (11X9) SR | 0828872 | 258 |
| US-EMLP (11X9) SR CUS | 0830075 | 260 |
| US-EMLP (11X9) YE | 0828871 | 258 |
| US-EMLP (11X9) YE CUS | 0830074 | 260 |
| US-EMLP (15X5) | 0828790 | 258 |
| US-EMLP (15X5) CUS | 0830076 | 260 |
| US-EMLP (15X5) SR | 0828874 | 258 |
| US-EMLP (15X5) SR CUS | 0830078 | 260 |
| US-EMLP (15X5) YE | 0828873 | 258 |
| US-EMLP (15X5) YE CUS | 0830077 | 260 |
| US-EMLP (17X15) | 0828793 | 258 |
| US-EMLP (17X15) CUS | 0830082 | 260 |
| US-EMLP (17X15) SR | 0828880 | 258 |
| US-EMLP (17X15) SR CUS | 0830084 | 260 |
| US-EMLP (17X15) YE | 0828879 | 258 |
| US-EMLP (17X15) YE CUS | 0830083 | 260 |
| US-EMLP (17X7) | 0828792 | 258 |
| US-EMLP (17X7) CUS | 0830079 | 260 |
| US-EMLP (17X7) SR | 0828878 | 258 |
| US-EMLP (17X7) SR CUS | 0830081 | 260 |
| US-EMLP (17X7) YE | 0828877 | 258 |
| US-EMLP (17X7) YE CUS | 0830080 | 260 |
| US-EMLP (20X9) | 0828795 | 258 |
| US-EMLP (20X9) CUS | 0830085 | 260 |
| US-EMLP (20X9) SR | 0828884 | 258 |
| US-EMLP (20X9) SR CUS | 0830087 | 260 |
| US-EMLP (20X9) YE | 0828883 | 258 |
| US-EMLP (20X9) YE CUS | 0830086 | 260 |
| US-EMLP (22X22) | 0828796 | 258 |
| US-EMLP (22X22) CUS | 0830088 | 260 |
| US-EMLP (22X22) SR | 0828886 | 258 |
| US-EMLP (22X22) SR CUS | 0830090 | 260 |
| US-EMLP (22X22) YE | 0828885 | 258 |
| US-EMLP (22X22) YE CUS | 0830089 | 260 |
| US-EMLP (27X12,5) | 0828798 | 258 |
| US-EMLP (27X12,5) CUS | 0830094 | 260 |
| US-EMLP (27X12,5) SR | 0828892 | 258 |
| US-EMLP (27X12,5) SR CUS | 0830096 | 260 |
| US-EMLP (27X12,5) YE | 0828891 | 258 |
| US-EMLP (27X12,5) YE CUS | 0830095 | 260 |
| US-EMLP (27X15) | 0828799 | 258 |
| US-EMLP (27X15) CUS | 0830097 | 260 |
| US-EMLP (27X15) SR | 0828894 | 258 |
| US-EMLP (27X15) SR CUS | 0830099 | 260 |
| US-EMLP (27X15) YE | 0828893 | 258 |
| US-EMLP (27X15) YE CUS | 0830098 | 260 |
| US-EMLP (27X18) | 0828800 | 259 |
| US-EMLP (27X18) CUS | 0830100 | 260 |
| US-EMLP (27X18) SR | 0828896 | 259 |
| US-EMLP (27X18) SR CUS | 0830102 | 260 |
| US-EMLP (27X18) YE | 0828895 | 259 |
| US-EMLP (27X18) YE CUS | 0830101 | 260 |
| US-EMLP (27X27) | 0828801 | 259 |
| US-EMLP (27X27) CUS | 0830103 | 260 |
| US-EMLP (27X27) SR | 0828898 | 259 |

| Type | Order No. | Page |
|---|---|---|
| US-EMLP (27X27) SR CUS | 0830105 | 260 |
| US-EMLP (27X27) YE | 0828897 | 259 |
| US-EMLP (27X27) YE CUS | 0830104 | 260 |
| US-EMLP (27X8) | 0828797 | 258 |
| US-EMLP (27X8) CUS | 0830091 | 260 |
| US-EMLP (27X8) SR | 0828890 | 258 |
| US-EMLP (27X8) SR CUS | 0830093 | 260 |
| US-EMLP (27X8) YE | 0828889 | 258 |
| US-EMLP (27X8) YE CUS | 0830092 | 260 |
| US-EMLP (35X15) | 0830300 | 259 |
| US-EMLP (35X15) CUS | 0830375 | 261 |
| US-EMLP (35X15) RD | 0830321 | 259 |
| US-EMLP (35X15) RD CUS | 0830378 | 261 |
| US-EMLP (35X15) SR | 0830320 | 259 |
| US-EMLP (35X15) SR CUS | 0830377 | 261 |
| US-EMLP (35X15) YE | 0830319 | 259 |
| US-EMLP (35X15) YE CUS | 0830376 | 261 |
| US-EMLP (35X9) | 0828802 | 259 |
| US-EMLP (35X9) CUS | 0830106 | 261 |
| US-EMLP (35X9) SR | 0829430 | 259 |
| US-EMLP (35X9) SR CUS | 0830108 | 261 |
| US-EMLP (35X9) YE | 0828899 | 259 |
| US-EMLP (35X9) YE CUS | 0830107 | 261 |
| US-EMLP (40X10) | 0830341 | 259 |
| US-EMLP (40X10) CUS | 0830365 | 261 |
| US-EMLP (40X10) SR | 0830328 | 259 |
| US-EMLP (40X10) SR CUS | 0830367 | 261 |
| US-EMLP (40X10) YE | 0830342 | 259 |
| US-EMLP (40X10) YE CUS | 0830366 | 261 |
| US-EMLP (49X15) | 0828803 | 259 |
| US-EMLP (49X15) CUS | 0830109 | 261 |
| US-EMLP (49X15) SR | 0828902 | 259 |
| US-EMLP (49X15) SR CUS | 0830111 | 261 |
| US-EMLP (49X15) YE | 0828901 | 259 |
| US-EMLP (49X15) YE CUS | 0830110 | 261 |
| US-EMLP (52,5X15) | 0830301 | 259 |
| US-EMLP (52,5X15) CUS | 0830379 | 261 |
| US-EMLP (52,5X15) RD | 0830324 | 259 |
| US-EMLP (52,5X15) RD CUS | 0830382 | 261 |
| US-EMLP (52,5X15) SR | 0830323 | 259 |
| US-EMLP (52,5X15) SR CUS | 0830381 | 261 |
| US-EMLP (52,5X15) YE | 0830322 | 259 |
| US-EMLP (52,5X15) YE CUS | 0830380 | 261 |
| US-EMLP (60X15) | 0828804 | 259 |
| US-EMLP (60X15) CUS | 0830112 | 261 |
| US-EMLP (60X15) SR | 0828904 | 259 |
| US-EMLP (60X15) SR CUS | 0830114 | 261 |
| US-EMLP (60X15) YE | 0828903 | 259 |
| US-EMLP (60X15) YE CUS | 0830113 | 261 |
| US-EMLP (60X30) | 0828805 | 259 |
| US-EMLP (60X30) CUS | 0830115 | 261 |
| US-EMLP (60X30) SR | 0828906 | 259 |
| US-EMLP (60X30) SR CUS | 0830117 | 261 |
| US-EMLP (60X30) YE | 0828905 | 259 |
| US-EMLP (60X30) YE CUS | 0830116 | 261 |
| US-EMLP (70X15) | 0830302 | 259 |
| US-EMLP (70X15) CUS | 0830383 | 261 |
| US-EMLP (70X15) RD | 0830327 | 259 |
| US-EMLP (70X15) RD CUS | 0830386 | 261 |
| US-EMLP (70X15) SR | 0830326 | 259 |
| US-EMLP (70X15) SR CUS | 0830385 | 261 |
| US-EMLP (70X15) YE | 0830325 | 259 |
| US-EMLP (70X15) YE CUS | 0830384 | 261 |
| US-EMLP (8,8X15) | 0830303 | 258 |
| US-EMLP (8,8X15) CUS | 0830371 | 260 |
| US-EMLP (8,8X15) RD | 0830318 | 258 |
| US-EMLP (8,8X15) RD CUS | 0830374 | 260 |
| US-EMLP (8,8X15) SR | 0830317 | 258 |
| US-EMLP (8,8X15) SR CUS | 0830373 | 260 |
| US-EMLP (8,8X15) YE | 0830316 | 258 |
| US-EMLP (8,8X15) YE CUS | 0830372 | 260 |
| US-EMLP (85,6X54) | 0828806 | 259 |
| US-EMLP (85,6X54) CUS | 0830118 | 261 |
| US-EMLP (85,6X54) SR | 0828908 | 259 |
| US-EMLP (85,6X54) SR CUS | 0830120 | 261 |
| US-EMLP (85,6X54) YE | 0828907 | 259 |
| US-EMLP (85,6X54) YE CUS | 0830119 | 261 |
| US-EMLSP (28X10) | 0830343 | 267 |
| US-EMLSP (28X10) CUS | 0830368 | 267 |
| US-EMLSP (28X10) SR | 0830329 | 267 |
| US-EMLSP (28X10) SR CUS | 0830370 | 267 |
| US-EMLSP (28X10) YE | 0830344 | 267 |
| US-EMLSP (28X10) YE CUS | 0830369 | 267 |
| US-EMP (100X15) | 0829521 | 262 |
| US-EMP (100X15) CUS | 0830061 | 263 |
| US-EMP (100X15) SR | 0829523 | 262 |
| US-EMP (100X15) SR CUS | 0830063 | 263 |
| US-EMP (100X15) YE | 0829522 | 262 |
| US-EMP (100X15) YE CUS | 0830062 | 263 |
| US-EMP (17X15) | 0828774 | 262 |
| US-EMP (17X15) CUS | 0830025 | 263 |
| US-EMP (17X15) SR | 0828843 | 262 |
| US-EMP (17X15) SR CUS | 0830027 | 263 |
| US-EMP (17X15) YE | 0828842 | 262 |
| US-EMP (17X15) YE CUS | 0830026 | 263 |
| US-EMP (20X9) | 0829439 | 262 |
| US-EMP (20X9) CUS | 0830028 | 263 |
| US-EMP (25X6) | 0829435 | 262 |
| US-EMP (25X6) CUS | 0830029 | 263 |
| US-EMP (25X6)-1 | 0802754 | 262 |
| US-EMP (25X6)-1 CUS | 0802755 | 263 |
| US-EMP (27X12,5) | 0828776 | 262 |
| US-EMP (27X12,5) CUS | 0830033 | 263 |
| US-EMP (27X12,5) SR | 0828847 | 262 |
| US-EMP (27X12,5) SR CUS | 0830035 | 263 |
| US-EMP (27X12,5) YE | 0828846 | 262 |
| US-EMP (27X12,5) YE CUS | 0830034 | 263 |
| US-EMP (27X15) | 0828777 | 262 |
| US-EMP (27X15) CUS | 0830036 | 263 |
| US-EMP (27X15) SR | 0828849 | 262 |
| US-EMP (27X15) SR CUS | 0830038 | 263 |
| US-EMP (27X15) YE | 0828848 | 262 |
| US-EMP (27X15) YE CUS | 0830037 | 263 |
| US-EMP (27X18) | 0828778 | 262 |
| US-EMP (27X18) CUS | 0830039 | 263 |
| US-EMP (27X18) SR | 0828851 | 262 |
| US-EMP (27X18) SR CUS | 0830041 | 263 |
| US-EMP (27X18) YE | 0828850 | 262 |
| US-EMP (27X18) YE CUS | 0830040 | 263 |
| US-EMP (27X27) | 0828779 | 262 |
| US-EMP (27X27) CUS | 0830042 | 263 |
| US-EMP (27X27) SR | 0828853 | 262 |
| US-EMP (27X27) SR CUS | 0830044 | 263 |
| US-EMP (27X27) YE | 0828852 | 262 |
| US-EMP (27X27) YE CUS | 0830043 | 263 |
| US-EMP (27X8) | 0828775 | 262 |
| US-EMP (27X8) CUS | 0830030 | 263 |
| US-EMP (27X8) SR | 0828845 | 262 |
| US-EMP (27X8) SR CUS | 0830032 | 263 |
| US-EMP (27X8) YE | 0828844 | 262 |
| US-EMP (27X8) YE CUS | 0830031 | 263 |
| US-EMP (29X8) | 0829436 | 262 |
| US-EMP (29X8) CUS | 0830045 | 263 |
| US-EMP (29X8) YE | 0829440 | 262 |
| US-EMP (29X8) YE CUS | 0830046 | 263 |
| US-EMP (35X15) | 0830295 | 264 |
| US-EMP (35X15) CUS | 0830353 | 265 |
| US-EMP (35X15) RD | 0830309 | 264 |
| US-EMP (35X15) RD CUS | 0830356 | 265 |
| US-EMP (35X15) SR | 0830308 | 264 |
| US-EMP (35X15) SR CUS | 0830355 | 265 |
| US-EMP (35X15) YE | 0830307 | 264 |
| US-EMP (35X15) YE CUS | 0830354 | 265 |
| US-EMP (40X17) | 0829437 | 262 |
| US-EMP (40X17) CUS | 0830047 | 263 |
| US-EMP (44X7) | 0829438 | 262 |
| US-EMP (44X7) CUS | 0830048 | 263 |
| US-EMP (49X15) | 0828780 | 262 |
| US-EMP (49X15) CUS | 0830049 | 263 |
| US-EMP (49X15) SR | 0828855 | 262 |
| US-EMP (49X15) SR CUS | 0830051 | 263 |
| US-EMP (49X15) YE | 0828854 | 262 |
| US-EMP (49X15) YE CUS | 0830050 | 263 |
| US-EMP (52,5X15) | 0830296 | 264 |
| US-EMP (52,5X15) CUS | 0830357 | 265 |
| US-EMP (52,5X15) RD | 0830312 | 264 |
| US-EMP (52,5X15) RD CUS | 0830360 | 265 |
| US-EMP (52,5X15) SR | 0830311 | 264 |
| US-EMP (52,5X15) SR CUS | 0830359 | 265 |
| US-EMP (52,5X15) YE | 0830310 | 264 |
| US-EMP (52,5X15) YE CUS | 0830358 | 265 |
| US-EMP (60X15) | 0828781 | 262 |
| US-EMP (60X15) CUS | 0830052 | 263 |
| US-EMP (60X15) SR | 0828857 | 262 |
| US-EMP (60X15) SR CUS | 0830054 | 263 |
| US-EMP (60X15) YE | 0828856 | 262 |
| US-EMP (60X15) YE CUS | 0830053 | 263 |
| US-EMP (60X30) | 0828782 | 262 |
| US-EMP (60X30) CUS | 0830055 | 263 |
| US-EMP (60X30) SR | 0828859 | 262 |
| US-EMP (60X30) SR CUS | 0830057 | 263 |
| US-EMP (60X30) YE | 0828858 | 262 |
| US-EMP (60X30) YE CUS | 0830056 | 263 |
| US-EMP (70X15) | 0830297 | 264 |
| US-EMP (70X15) CUS | 0830361 | 265 |
| US-EMP (70X15) RD | 0830315 | 264 |
| US-EMP (70X15) RD CUS | 0830364 | 265 |
| US-EMP (70X15) SR | 0830314 | 264 |
| US-EMP (70X15) SR CUS | 0830363 | 265 |
| US-EMP (70X15) YE | 0830313 | 264 |
| US-EMP (70X15) YE CUS | 0830362 | 265 |
| US-EMP (8,8X15) | 0830293 | 264 |
| US-EMP (8,8X15) CUS | 0830349 | 265 |
| US-EMP (8,8X15) RD | 0830428 | 264 |
| US-EMP (8,8X15) RD CUS | 0830352 | 265 |
| US-EMP (8,8X15) SR | 0830427 | 264 |
| US-EMP (8,8X15) SR CUS | 0830351 | 265 |
| US-EMP (8,8X15) YE | 0830426 | 264 |
| US-EMP (8,8X15) YE CUS | 0830350 | 265 |
| US-EMP (85,6X54) | 0828783 | 262 |
| US-EMP (85,6X54) CUS | 0830058 | 263 |
| US-EMP (85,6X54) SR | 0828861 | 262 |
| US-EMP (85,6X54) SR CUS | 0830060 | 263 |
| US-EMP (85,6X54) YE | 0828860 | 262 |
| US-EMP (85,6X54) YE CUS | 0830059 | 263 |
| US-EMSP (50X30) | 0828786 | 266 |
| US-EMSP (50X30) CUS | 0830064 | 266 |
| US-EMSP (50X30) SR | 0828928 | 266 |
| US-EMSP (50X30) SR CUS | 0830066 | 266 |
| US-EMSP (50X30) YE | 0828927 | 266 |
| US-EMSP (50X30) YE CUS | 0830065 | 266 |
| US-EMSP (75,6X54) | 0828787 | 266 |
| US-EMSP (75,6X54) CUS | 0830067 | 266 |
| US-EMSP (75,6X54) SR | 0828930 | 266 |
| US-EMSP (75,6X54) SR CUS | 0830069 | 266 |
| US-EMSP (75,6X54) YE | 0828929 | 266 |
| US-EMSP (75,6X54) YE CUS | 0830068 | 266 |
| US-EMSP (90X60) | 0828788 | 266 |
| US-EMSP (90X60) CUS | 0830070 | 266 |
| US-EMSP (90X60) SR | 0828932 | 266 |
| US-EMSP (90X60) SR CUS | 0830072 | 266 |
| US-EMSP (90X60) YE | 0828931 | 266 |
| US-EMSP (90X60) YE CUS | 0830071 | 266 |
| US-PML-GHS100 (13X13) | 1014287 | 348 |
| US-PML-GHS100 (25X25) | 1014288 | 348 |
| US-PML-M100 (D100) | 1014177 | 334 |
| US-PML-M100 (D100) CUS | 1014179 | 334 |
| US-PML-M100 (D50) | 1014176 | 334 |
| US-PML-M100 (D50) CUS | 1014178 | 334 |
| US-PML-P100 (D100) | 1014218 | 326 |
| US-PML-P100 (D100) CUS | 1014220 | 326 |
| US-PML-P100 (D50) | 1014217 | 326 |
| US-PML-P100 (D50) CUS | 1014219 | 326 |
| US-PML-P200 (D100) | 1014222 | 326 |
| US-PML-P200 (D100) CUS | 1014224 | 326 |
| US-PML-P200 (D50) | 1014221 | 326 |
| US-PML-P200 (D50) CUS | 1014223 | 326 |
| US-PML-W100 (100X100) | 1014127 | 320 |
| US-PML-W100 (100X100) CUS | 1014130 | 320 |
| US-PML-W100 (25X25) | 1014125 | 320 |
| US-PML-W100 (25X25) CUS | 1014128 | 320 |
| US-PML-W100 (50X50) | 1014126 | 320 |
| US-PML-W100 (50X50) CUS | 1014129 | 320 |
| US-PML-W200 (100X100) | 1014133 | 320 |
| US-PML-W200 (100X100) CUS | 1014136 | 320 |
| US-PML-W200 (25X25) | 1014131 | 320 |
| US-PML-W200 (25X25) CUS | 1014134 | 320 |
| US-PML-W200 (50X50) | 1014132 | 320 |
| US-PML-W200 (50X50) CUS | 1014135 | 320 |
| US-TM 100 | 0829255 | 90 |
| US-TM 100 CUS | 0829948 | 90 |
| US-TMF 100 | 0829260 | 91 |
| US-TMF 100 CUS | 0829949 | 91 |
| US-TML (104X10) | 0830770 | 93 |
| US-TML (104X2,8) | 0830767 | 92 |
| US-TML (104X3,8) | 0830768 | 93 |
| US-TML (104X5) | 0830769 | 93 |
| US-WML 14 (25X19) | 0800473 | 192 |
| US-WML 36 (25X25) | 0800474 | 192 |
| US-WML 6 (13X13) | 0800472 | 192 |
| US-WMT (10X4) | 0828765 | 187 |
| US-WMT (10X4) BU | 0829277 | 187 |
| US-WMT (10X4) BU CUS | 0829962 | 187 |
| US-WMT (10X4) CUS | 0829957 | 187 |
| US-WMT (10X4) GN | 0829278 | 187 |
| US-WMT (10X4) GN CUS | 0829963 | 187 |
| US-WMT (10X4) OG | 0829274 | 187 |
| US-WMT (10X4) OG CUS | 0829959 | 187 |
| US-WMT (10X4) RD | 0829273 | 187 |
| US-WMT (10X4) RD CUS | 0829958 | 187 |
| US-WMT (10X4) VT | 0829276 | 187 |
| US-WMT (10X4) VT CUS | 0829961 | 187 |
| US-WMT (10X4) YE | 0828952 | 187 |
| US-WMT (10X4) YE CUS | 0829960 | 187 |
| US-WMT (12X4) | 0828766 | 188 |
| US-WMT (12X4) BU | 0829284 | 188 |
| US-WMT (12X4) BU CUS | 0829969 | 188 |
| US-WMT (12X4) CUS | 0829964 | 188 |
| US-WMT (12X4) GN | 0829285 | 188 |
| US-WMT (12X4) GN CUS | 0829970 | 188 |
| US-WMT (12X4) OG | 0829281 | 188 |
| US-WMT (12X4) OG CUS | 0829966 | 188 |
| US-WMT (12X4) RD | 0829280 | 188 |
| US-WMT (12X4) RD CUS | 0829965 | 188 |
| US-WMT (12X4) VT | 0829283 | 188 |
| US-WMT (12X4) VT CUS | 0829968 | 188 |
| US-WMT (12X4) YE | 0828953 | 188 |
| US-WMT (12X4) YE CUS | 0829967 | 188 |
| US-WMT (15X4) | 0828767 | 188 |
| US-WMT (15X4) BU | 0829291 | 188 |
| US-WMT (15X4) BU CUS | 0829976 | 188 |
| US-WMT (15X4) CUS | 0829971 | 188 |
| US-WMT (15X4) GN | 0829292 | 188 |
| US-WMT (15X4) GN CUS | 0829977 | 188 |
| US-WMT (15X4) OG | 0829288 | 188 |
| US-WMT (15X4) OG CUS | 0829973 | 188 |
| US-WMT (15X4) RD | 0829287 | 188 |
| US-WMT (15X4) RD CUS | 0829972 | 188 |
| US-WMT (15X4) VT | 0829290 | 188 |
| US-WMT (15X4) VT CUS | 0829975 | 188 |
| US-WMT (15X4) YE | 0828954 | 188 |
| US-WMT (15X4) YE CUS | 0829974 | 188 |
| US-WMT (18X4) | 0828768 | 189 |
| US-WMT (18X4) BU | 0829298 | 189 |
| US-WMT (18X4) BU CUS | 0829983 | 189 |
| US-WMT (18X4) CUS | 0829978 | 189 |
| US-WMT (18X4) GN | 0829299 | 189 |
| US-WMT (18X4) GN CUS | 0829984 | 189 |
| US-WMT (18X4) OG | 0829295 | 189 |
| US-WMT (18X4) OG CUS | 0829980 | 189 |
| US-WMT (18X4) RD | 0829294 | 189 |
| US-WMT (18X4) RD CUS | 0829979 | 189 |
| US-WMT (18X4) VT | 0829297 | 189 |
| US-WMT (18X4) VT CUS | 0829982 | 189 |
| US-WMT (18X4) YE | 0828955 | 189 |
| US-WMT (18X4) YE CUS | 0829981 | 189 |
| US-WMT (23X4) | 0828769 | 189 |
| US-WMT (23X4) BU | 0829305 | 189 |
| US-WMT (23X4) BU CUS | 0829990 | 189 |
| US-WMT (23X4) CUS | 0829985 | 189 |
| US-WMT (23X4) GN | 0829306 | 189 |
| US-WMT (23X4) GN CUS | 0829991 | 189 |
| US-WMT (23X4) OG | 0829302 | 189 |
| US-WMT (23X4) OG CUS | 0829987 | 189 |
| US-WMT (23X4) RD | 0829301 | 189 |
| US-WMT (23X4) RD CUS | 0829986 | 189 |
| US-WMT (23X4) VT | 0829304 | 189 |
| US-WMT (23X4) VT CUS | 0829989 | 189 |
| US-WMT (23X4) YE | 0828956 | 189 |
| US-WMT (23X4) YE CUS | 0829988 | 189 |

| Type | Order No. | Page |
|---|---|---|
| US-WMT (30X4) | 0828770 | 189 |
| US-WMT (30X4) BU | 0829312 | 189 |
| US-WMT (30X4) BU CUS | 0829997 | 189 |
| US-WMT (30X4) CUS | 0829992 | 189 |
| US-WMT (30X4) GN | 0829313 | 189 |
| US-WMT (30X4) GN CUS | 0829998 | 189 |
| US-WMT (30X4) OG | 0829309 | 189 |
| US-WMT (30X4) OG CUS | 0829994 | 189 |
| US-WMT (30X4) RD | 0829308 | 189 |
| US-WMT (30X4) RD CUS | 0829993 | 189 |
| US-WMT (30X4) VT | 0829311 | 189 |
| US-WMT (30X4) VT CUS | 0829996 | 189 |
| US-WMT (30X4) YE | 0828957 | 189 |
| US-WMT (30X4) YE CUS | 0829995 | 189 |
| US-WMTB (24X5) | 0828771 | 190 |
| US-WMTB (24X5) BU | 0829324 | 190 |
| US-WMTB (24X5) BU CUS | 0830009 | 191 |
| US-WMTB (24X5) CUS | 0830004 | 191 |
| US-WMTB (24X5) GN | 0829325 | 190 |
| US-WMTB (24X5) GN CUS | 0830010 | 191 |
| US-WMTB (24X5) OG | 0829321 | 190 |
| US-WMTB (24X5) OG CUS | 0830006 | 191 |
| US-WMTB (24X5) RD | 0829320 | 190 |
| US-WMTB (24X5) RD CUS | 0830005 | 191 |
| US-WMTB (24X5) VT | 0829323 | 190 |
| US-WMTB (24X5) VT CUS | 0830008 | 191 |
| US-WMTB (24X5) YE | 0828958 | 190 |
| US-WMTB (24X5) YE CUS | 0830007 | 191 |
| US-WMTB (29X8) | 0828772 | 190 |
| US-WMTB (29X8) BU | 0829331 | 190 |
| US-WMTB (29X8) BU CUS | 0830016 | 191 |
| US-WMTB (29X8) CUS | 0830011 | 191 |
| US-WMTB (29X8) GN | 0829332 | 190 |
| US-WMTB (29X8) GN CUS | 0830017 | 191 |
| US-WMTB (29X8) OG | 0829328 | 190 |
| US-WMTB (29X8) OG CUS | 0830013 | 191 |
| US-WMTB (29X8) RD | 0829327 | 190 |
| US-WMTB (29X8) RD CUS | 0830012 | 191 |
| US-WMTB (29X8) VT | 0829330 | 190 |
| US-WMTB (29X8) VT CUS | 0830015 | 191 |
| US-WMTB (29X8) YE | 0828959 | 190 |
| US-WMTB (29X8) YE CUS | 0830014 | 191 |
| US-WMTB (44X15) | 0828773 | 190 |
| US-WMTB (44X15) BU | 0829338 | 190 |
| US-WMTB (44X15) BU CUS | 0830023 | 191 |
| US-WMTB (44X15) CUS | 0830018 | 191 |
| US-WMTB (44X15) GN | 0829339 | 190 |
| US-WMTB (44X15) GN CUS | 0830024 | 191 |
| US-WMTB (44X15) OG | 0829335 | 190 |
| US-WMTB (44X15) OG CUS | 0830020 | 191 |
| US-WMTB (44X15) RD | 0829334 | 190 |
| US-WMTB (44X15) RD CUS | 0830019 | 191 |
| US-WMTB (44X15) VT | 0829337 | 190 |
| US-WMTB (44X15) VT CUS | 0830022 | 191 |
| US-WMTB (44X15) YE | 0828960 | 190 |
| US-WMTB (44X15) YE CUS | 0830021 | 191 |
| US2-TM 100 | 0829268 | 138 |
| US2-TM 100 CUS | 0829950 | 138 |
| USA 10 | 1201578 | 503 |
| USA 10/4,6 | 1202713 | 503 |
| USS 4 | 1203149 | 433 |

## V

| Type | Order No. | Page |
|---|---|---|
| VAH | 1201468 | 505 |
| VDE-ISS 5 | 1203343 | 431 |
| VDE-ISS 6 | 1201934 | 431 |
| VDE-ISS 8 | 1201947 | 431 |

## W

| Type | Order No. | Page |
|---|---|---|
| WCC 14 | 3240252 | 547 |
| WCC 18 | 3240253 | 547 |
| WCC 22 | 3240254 | 547 |
| WCC 26 | 3240255 | 547 |
| WCC 30 | 3240256 | 547 |
| WCC 34 | 3240257 | 547 |
| WCC 38 | 3240258 | 547 |
| WCC 42 | 3240259 | 547 |
| WCC 56 | 3240260 | 547 |
| WCC 64 | 3240261 | 547 |
| WF 1000 | 1212149 | 471 |
| WF 1000 120V | 1212258 | 471 |
| WF 1000/SB | 1212279 | 471 |
| WG-D HF 10,2 | 3241101 | 583 |
| WG-D HF 10,2 BK | 3241102 | 583 |
| WG-D HF 12,7 | 3241103 | 583 |
| WG-D HF 12,7 BK | 3241104 | 583 |
| WG-D HF 16 | 3241105 | 583 |
| WG-D HF 16 BK | 3241106 | 583 |
| WG-D HF 20,3 | 3241107 | 583 |
| WG-D HF 20,3 BK | 3241108 | 583 |
| WG-D HF 7,6 | 3241099 | 583 |
| WG-D HF 7,6 BK | 3241100 | 583 |
| WG-S HF 120 | 3241121 | 565 |
| WG-S HF 120 BK | 3241122 | 565 |
| WG-S HF 15 | 3241109 | 565 |
| WG-S HF 15 BK | 3241110 | 565 |
| WG-S HF 150 | 3241123 | 565 |
| WG-S HF 150 BK | 3241124 | 565 |
| WG-S HF 20 | 3241111 | 565 |
| WG-S HF 20 BK | 3241112 | 565 |
| WG-S HF 40 | 3241113 | 565 |
| WG-S HF 40 BK | 3241114 | 565 |
| WG-S HF 50 | 3241115 | 565 |
| WG-S HF 50 BK | 3241116 | 565 |
| WG-S HF 70 | 3241117 | 565 |
| WG-S HF 70 BK | 3241118 | 565 |
| WG-S HF 80 | 3241119 | 565 |
| WG-S HF 80 BK | 3241120 | 565 |
| WIREFOX 10 | 1212150 | 381 |
| WIREFOX 10 VDE | 1212366 | 383 |
| WIREFOX 10/SB | 1212152 | 379 |
| WIREFOX 16 | 1212155 | 381 |
| WIREFOX 16-1 | 1212157 | 382 |
| WIREFOX 16-1/SB | 1204944 | 382 |
| WIREFOX 16/SB | 1212153 | 379 |
| WIREFOX 2,5 | 1212368 | 378 |
| WIREFOX 2,5/SB | 1212369 | 378 |
| WIREFOX 2,5/WS | 1212370 | 378 |
| WIREFOX 4 | 1212156 | 380 |
| WIREFOX 4/SB | 1212151 | 378 |
| WIREFOX 6SC | 1212158 | 381 |
| WIREFOX 6SC/SB | 1212314 | 379 |
| WIREFOX ASI | 1212154 | 383 |
| WIREFOX ASI/SB | 1208076 | 383 |
| WIREFOX FC | 1212619 | 383 |
| WIREFOX SAC | 1212623 | 382 |
| WIREFOX-CX 6,35 | 1212733 | 387 |
| WIREFOX-D 11 | 1212160 | 384 |
| WIREFOX-D 11/SB | 1212312 | 384 |
| WIREFOX-D 13 | 1212162 | 385 |
| WIREFOX-D 16 | 1212173 | 385 |
| WIREFOX-D 28 | 1212174 | 385 |
| WIREFOX-D 40 | 1212161 | 385 |
| WIREFOX-D 40/SB | 1212313 | 385 |
| WIREFOX-D CX-1 | 1212163 | 386 |
| WIREFOX-D CX-1/SB | 1212303 | 386 |
| WIREFOX-D CX-2 | 1212164 | 386 |
| WIREFOX-D CX-2/SB | 1212304 | 386 |
| WIREFOX-D CX-3 | 1212165 | 386 |
| WIREFOX-D CX-3/SB | 1212305 | 386 |
| WIREFOX-D CX-4 | 1212166 | 386 |
| WIREFOX-D CX-4/SB | 1212306 | 386 |
| WIREFOX-D CX-5 | 1212167 | 386 |
| WIREFOX-D CX-5/SB | 1212307 | 386 |
| WIREFOX-D CX-6 | 1212168 | 386 |
| WIREFOX-D CX-6/SB | 1212308 | 386 |
| WIREFOX-D CX-7 | 1212169 | 386 |
| WIREFOX-D CX-7/SB | 1212309 | 386 |
| WIREFOX-D CX-8 | 1212170 | 386 |
| WIREFOX-D CX-8/SB | 1212310 | 386 |
| WIREFOX-D CX-9 | 1212171 | 386 |
| WIREFOX-D CX-9/SB | 1212311 | 386 |
| WIREFOX-D SHIELD | 1212172 | 382 |
| WIREFOX-D SR 6 | 1212507 | 387 |
| WIREFOX-D SR 6-1 | 1212511 | 387 |
| WIREFOX-E 10 | 1212706 | 379 |
| WIREFOX-E 16 | 1212707 | 379 |
| WIREFOX-E 4 | 1212704 | 378 |
| WIREFOX-E 6SC | 1212705 | 379 |
| WIREFOX-MP VDE | 1212528 | 383 |
| WM-CARRIER/B (48X10)LPR | 0830423 | 213 |
| WM-CARRIER/B (55X15)LPR | 0830424 | 213 |
| WM-CARRIER/B (85X15)LPR | 0830425 | 213 |
| WML 3 (13X10)R CUS | 0824884 | 195 |
| WML 5 (25X10)R | 0817523 | 194 |
| WML 5 (25X10)R CUS | 0824885 | 195 |
| WML 6 (13X13)R | 0816252 | 194 |
| WML 6 (13X13)R CUS | 0824886 | 195 |
| WML 7,5 (13X13)R CUS | 0824887 | 195 |
| WML 7,5 (17X9)R | 0828444 | 194 |
| WML 7,5 (17X9)R CUS | 0828991 | 195 |
| WML 7,5 (25X13)R CUS | 0824888 | 195 |
| WML 12 (25X19)R CUS | 0824889 | 195 |
| WML 14 (25X19)R | 0817536 | 194 |
| WML 14 (25X19)R YE | 0817549 | 194 |
| WML 14 (38X19)R | 0817552 | 194 |
| WML 14 (38X19)R CUS | 0824892 | 195 |
| WML 18 (12X12)R | 0817507 | 194 |
| WML 18 (12X12)R CUS | 0824894 | 195 |
| WML 20 (31X25)R | 0828457 | 194 |
| WML 20 (31X25)R CUS | 0828992 | 195 |
| WML 22 (25X25)R CUS | 0824895 | 195 |
| WML 3 (13X10)R | 0800073 | 194 |
| WML 36 (25X38)R | 0817510 | 194 |
| WML 36 (25X38)R CUS | 0824896 | 195 |
| WML 7,5 (13X13)R | 0800074 | 194 |
| WML 7,5 (25X13)R | 0800075 | 194 |
| WML 12 (25X19)R | 0800076 | 194 |
| WML 14 (25X19)A4 | 0830693 | 193 |
| WML 14 (25X19)A4 CUS | 0830705 | 193 |
| WML 14 (25X19)A4 YE | 0830694 | 193 |
| WML 14 (25X19)A4 YE CUS | 0830706 | 193 |
| WML 14 (25X19)R CUS | 0824890 | 195 |
| WML 14 (25X19)R YE CUS | 0824891 | 195 |
| WML 14 (25X19)RL | 0830678 | 194 |
| WML 14 (38X19)R YE | 0830675 | 194 |
| WML 14 (38X19)R YE CUS | 0830682 | 195 |
| WML 14 (38X19)RL | 0830679 | 194 |
| WML 22 (25X25)R | 0800078 | 194 |
| WML 22 (35X25)A4 | 0830695 | 193 |
| WML 22 (35X25)A4 CUS | 0830707 | 193 |
| WML 22 (35X25)A4 YE | 0830696 | 193 |
| WML 22 (35X25)A4 YE CUS | 0830708 | 193 |
| WML 3 (13X10)A4 | 0830687 | 193 |
| WML 3 (13X10)A4 CUS | 0830699 | 193 |
| WML 3 (13X10)A4 YE | 0830688 | 193 |
| WML 3 (13X10)A4 YE CUS | 0830700 | 193 |
| WML 36 (25X38)A4 | 0830697 | 193 |
| WML 36 (25X38)A4 CUS | 0830709 | 193 |
| WML 36 (25X38)A4 YE | 0830698 | 193 |
| WML 46 (25X38)R | 0800067 | 194 |
| WML 5 (25X10)A4 | 0830689 | 193 |
| WML 5 (25X10)A4 CUS | 0830701 | 193 |
| WML 5 (25X10)A4 YE | 0830690 | 193 |
| WML 5 (25X10)A4 YE CUS | 0830702 | 193 |
| WML 5 (25X10)R YE | 0830673 | 194 |
| WML 5 (25X10)R YE CUS | 0830680 | 195 |
| WML 5 (25X10)RL | 0830676 | 194 |
| WML 6 (13X13)R YE | 0830674 | 194 |
| WML 6 (13X13)R YE CUS | 0830681 | 195 |
| WML 6 (13X13)RL | 0830677 | 194 |
| WML 6 (25X13)A4 CUS | 0830703 | 193 |
| WML 6 (25X13)A4 YE CUS | 0830704 | 193 |
| WML 7,5 (25X13)A4 | 0830691 | 193 |
| WML 7,5 (25X13)A4 YE | 0830692 | 193 |
| WML HF 14(25X19)R | 0830818 | 196 |
| WML HF 14(25X19)R CUS | 0830831 | 197 |
| WML HF 14(25X19)R YE | 0830819 | 196 |
| WML HF 14(25X19)R YE CUS | 0830832 | 197 |
| WML HF 22(25X25)R | 0830820 | 196 |
| WML HF 22(25X25)R CUS | 0830833 | 197 |
| WML HF 22(25X25)R YE | 0830821 | 196 |
| WML HF 22(25X25)R YE CUS | 0830834 | 197 |
| WML HF 3(13X10)R | 0830812 | 196 |
| WML HF 3(13X10)R CUS | 0830824 | 197 |
| WML HF 3(13X10)R YE | 0830813 | 196 |
| WML HF 3(13X10)R YE CUS | 0830825 | 197 |
| WML HF 36(25X38)R | 0830822 | 196 |
| WML HF 36(25X38)R CUS | 0830835 | 197 |
| WML HF 36(25X38)R YE | 0830823 | 196 |
| WML HF 36(25X38)R YE CUS | 0830836 | 197 |
| WML HF 5(25X10)R | 0830814 | 196 |
| WML HF 5(25X10)R CUS | 0830826 | 197 |
| WML HF 5(25X10)R YE | 0830815 | 196 |
| WML HF 5(25X10)R YE CUS | 0830827 | 197 |
| WML HF 7,5(25X13)R | 0830816 | 196 |
| WML HF 7,5(25X13)R CUS | 0830828 | 197 |
| WML HF 7,5(25X13)R YE | 0830817 | 196 |
| WML HF 7,5(25X13)R YE CUS | 0830829 | 197 |
| WML-FLAG 6 (20X10)R | 0830711 | 198 |
| WML-FLAG 6 (20X10)R CUS | 0830715 | 198 |
| WML-FLAG 6 (30X10)R | 0830712 | 198 |
| WML-FLAG 6 (30X10)R CUS | 0830716 | 198 |
| WML-FLAGV 6 (20X10)R | 0830713 | 199 |
| WML-FLAGV 6 (20X10)R CUS | 0830717 | 199 |
| WML-FLAGV 6 (30X10)R | 0830714 | 199 |
| WML-FLAGV 6 (30X10)R CUS | 0830718 | 199 |
| WMS 12,7 (60X20)R | 0800369 | 200 |
| WMS 12,7 (60X20)R CUS | 0800741 | 202 |
| WMS 12,7 (60X20)R YE | 0800403 | 200 |
| WMS 12,7 (60X20)R YE CUS | 0800760 | 203 |
| WMS 12,7 (EX20)R | 0800294 | 204 |
| WMS 12,7 (EX20)R BK | 0800422 | 205 |
| WMS 12,7 (EX20)R BK CUS | 0800730 | 207 |
| WMS 12,7 (EX20)R CUS | 0800707 | 206 |
| WMS 12,7 (EX20)R YE | 0800305 | 205 |
| WMS 12,7 (EX20)R YE CUS | 0800719 | 207 |
| WMS 12,7 (EX20)RL | 0800325 | 204 |
| WMS 12,7 (EX20)RL BK | 0800432 | 205 |
| WMS 12,7 (EX20)RL YE | 0800333 | 205 |
| WMS 19,1 (60X30)R | 0800370 | 200 |
| WMS 19,1 (60X30)R CUS | 0800742 | 202 |
| WMS 19,1 (60X30)R YE | 0800404 | 200 |
| WMS 19,1 (60X30)R YE CUS | 0800761 | 203 |
| WMS 19,1 (EX30)R | 0800295 | 204 |
| WMS 19,1 (EX30)R BK | 0800423 | 205 |
| WMS 19,1 (EX30)R BK CUS | 0800731 | 207 |
| WMS 19,1 (EX30)R CUS | 0800708 | 206 |
| WMS 19,1 (EX30)R YE | 0800306 | 205 |
| WMS 19,1 (EX30)R YE CUS | 0800720 | 207 |
| WMS 19,1 (EX30)RL | 0800326 | 204 |
| WMS 19,1 (EX30)RL BK | 0800434 | 205 |
| WMS 19,1 (EX30)RL YE | 0800334 | 205 |
| WMS 2,4 (15X4)R | 0800379 | 200 |
| WMS 2,4 (15X4)R CUS | 0800752 | 202 |
| WMS 2,4 (15X4)R YE | 0800412 | 200 |
| WMS 2,4 (15X4)R YE CUS | 0800770 | 203 |
| WMS 2,4 (15X4)RL | 0800389 | 201 |
| WMS 2,4 (15X4)RXL | 0800396 | 201 |
| WMS 2,4 (30X4)R | 0800373 | 200 |
| WMS 2,4 (30X4)R CUS | 0800745 | 202 |
| WMS 2,4 (30X4)R YE | 0800407 | 200 |
| WMS 2,4 (30X4)R YE CUS | 0800765 | 203 |
| WMS 2,4 (30X4)RL | 0800386 | 201 |
| WMS 2,4 (30X4)RXL | 0800394 | 201 |
| WMS 2,4 (60X4)R | 0800363 | 200 |
| WMS 2,4 (60X4)R CUS | 0800736 | 202 |
| WMS 2,4 (60X4)R YE | 0800398 | 200 |
| WMS 2,4 (60X4)R YE CUS | 0800755 | 203 |
| WMS 2,4 (60X4)RL | 0800383 | 201 |
| WMS 2,4 (60X4)RXL | 0800392 | 201 |
| WMS 2,4 (EX4)R | 0800289 | 204 |
| WMS 2,4 (EX4)R BK | 0800415 | 205 |
| WMS 2,4 (EX4)R BK CUS | 0800725 | 207 |
| WMS 2,4 (EX4)R CUS | 0800701 | 206 |
| WMS 2,4 (EX4)R YE | 0800300 | 205 |
| WMS 2,4 (EX4)R YE CUS | 0800713 | 207 |
| WMS 2,4 (EX4)RL | 0800319 | 204 |
| WMS 2,4 (EX4)RL BK | 0800427 | 205 |
| WMS 2,4 (EX4)RL YE | 0800328 | 205 |
| WMS 25,4 (60X40)R | 0800371 | 200 |
| WMS 25,4 (60X40)R CUS | 0800743 | 202 |
| WMS 25,4 (60X40)R YE | 0800405 | 200 |

| Type | Order No. | Page |
|---|---|---|
| WMS 25,4 (60X40)R YE CUS | 0800762 | 203 |
| WMS 25,4 (EX40)R | 0800296 | 204 |
| WMS 25,4 (EX40)R BK | 0800424 | 205 |
| WMS 25,4 (EX40)R BK CUS | 0800732 | 207 |
| WMS 25,4 (EX40)R CUS | 0800709 | 206 |
| WMS 25,4 (EX40)R YE | 0800308 | 205 |
| WMS 25,4 (EX40)R YE CUS | 0800722 | 207 |
| WMS 25,4 (EX40)RL | 0800327 | 204 |
| WMS 25,4 (EX40)RL BK | 0800435 | 205 |
| WMS 25,4 (EX40)RL YE | 0800335 | 205 |
| WMS 3,2 (15X5)R | 0800380 | 200 |
| WMS 3,2 (15X5)R CUS | 0800753 | 202 |
| WMS 3,2 (15X5)R YE | 0800413 | 200 |
| WMS 3,2 (15X5)R YE CUS | 0800771 | 203 |
| WMS 3,2 (15X5)RL | 0800390 | 201 |
| WMS 3,2 (30X5)R | 0800374 | 200 |
| WMS 3,2 (30X5)R CUS | 0800746 | 202 |
| WMS 3,2 (30X5)R YE | 0800408 | 200 |
| WMS 3,2 (30X5)R YE CUS | 0800766 | 203 |
| WMS 3,2 (30X5)RL | 0800387 | 201 |
| WMS 3,2 (60X5)R | 0800364 | 200 |
| WMS 3,2 (60X5)R CUS | 0800737 | 202 |
| WMS 3,2 (60X5)R YE | 0800399 | 200 |
| WMS 3,2 (60X5)R YE CUS | 0800756 | 203 |
| WMS 3,2 (60X5)RL | 0800384 | 201 |
| WMS 3,2 (EX5)R | 0800290 | 204 |
| WMS 3,2 (EX5)R BK | 0800416 | 205 |
| WMS 3,2 (EX5)R BK CUS | 0800726 | 207 |
| WMS 3,2 (EX5)R CUS | 0800702 | 206 |
| WMS 3,2 (EX5)R YE | 0800301 | 205 |
| WMS 3,2 (EX5)R YE CUS | 0800714 | 207 |
| WMS 3,2 (EX5)RL | 0800320 | 204 |
| WMS 3,2 (EX5)RL BK | 0800428 | 205 |
| WMS 3,2 (EX5)RL YE | 0800329 | 205 |
| WMS 38,1 (60X60)R | 0800372 | 200 |
| WMS 38,1 (60X60)R CUS | 0800744 | 202 |
| WMS 38,1 (60X60)R YE | 0800406 | 200 |
| WMS 38,1 (60X60)R YE CUS | 0800764 | 203 |
| WMS 38,1 (EX60)R | 0800298 | 204 |
| WMS 38,1 (EX60)R BK | 0800425 | 205 |
| WMS 38,1 (EX60)R BK CUS | 0800733 | 207 |
| WMS 38,1 (EX60)R CUS | 0800710 | 206 |
| WMS 38,1 (EX60)R YE | 0800309 | 205 |
| WMS 38,1 (EX60)R YE CUS | 0800723 | 207 |
| WMS 4,8 (15X9)R | 0800382 | 200 |
| WMS 4,8 (15X9)R CUS | 0800754 | 202 |
| WMS 4,8 (15X9)R YE | 0800414 | 200 |
| WMS 4,8 (15X9)R YE CUS | 0800772 | 203 |
| WMS 4,8 (15X9)RL | 0800391 | 201 |
| WMS 4,8 (15X9)RXL | 0800397 | 201 |
| WMS 4,8 (30X9)R | 0800375 | 200 |
| WMS 4,8 (30X9)R CUS | 0800748 | 202 |
| WMS 4,8 (30X9)R YE | 0800409 | 200 |
| WMS 4,8 (30X9)R YE CUS | 0800767 | 203 |
| WMS 4,8 (30X9)RL | 0800388 | 201 |
| WMS 4,8 (30X9)RXL | 0800395 | 201 |
| WMS 4,8 (60X9)R | 0800366 | 200 |
| WMS 4,8 (60X9)R CUS | 0800738 | 202 |
| WMS 4,8 (60X9)R YE | 0800400 | 200 |
| WMS 4,8 (60X9)R YE CUS | 0800757 | 203 |
| WMS 4,8 (60X9)RL | 0800385 | 201 |
| WMS 4,8 (60X9)RXL | 0800393 | 201 |
| WMS 4,8 (EX9)R | 0800291 | 204 |
| WMS 4,8 (EX9)R BK | 0800418 | 205 |
| WMS 4,8 (EX9)R BK CUS | 0800727 | 207 |
| WMS 4,8 (EX9)R CUS | 0800703 | 206 |
| WMS 4,8 (EX9)R YE | 0800302 | 205 |
| WMS 4,8 (EX9)R YE CUS | 0800715 | 207 |
| WMS 4,8 (EX9)RL | 0800321 | 204 |
| WMS 4,8 (EX9)RL BK | 0800429 | 205 |
| WMS 4,8 (EX9)RL YE | 0800330 | 205 |
| WMS 50,8 (EX80)R | 0800299 | 204 |
| WMS 50,8 (EX80)R BK | 0800426 | 205 |
| WMS 50,8 (EX80)R BK CUS | 0800735 | 207 |
| WMS 50,8 (EX80)R CUS | 0800711 | 206 |
| WMS 50,8 (EX80)R YE | 0800311 | 205 |
| WMS 50,8 (EX80)R YE CUS | 0800724 | 207 |
| WMS 6,4 (30X10)R | 0800376 | 200 |
| WMS 6,4 (30X10)R CUS | 0800749 | 202 |
| WMS 6,4 (30X10)R YE | 0800410 | 200 |
| WMS 6,4 (30X10)R YE CUS | 0800768 | 203 |
| WMS 6,4 (60X10)R | 0800367 | 200 |
| WMS 6,4 (60X10)R CUS | 0800739 | 202 |
| WMS 6,4 (60X10)R YE | 0800401 | 200 |
| WMS 6,4 (60X10)R YE CUS | 0800758 | 203 |
| WMS 6,4 (EX10)R | 0800292 | 204 |
| WMS 6,4 (EX10)R BK | 0800419 | 205 |
| WMS 6,4 (EX10)R BK CUS | 0800728 | 207 |
| WMS 6,4 (EX10)R CUS | 0800704 | 206 |
| WMS 6,4 (EX10)R YE | 0800303 | 205 |
| WMS 6,4 (EX10)R YE CUS | 0800716 | 207 |
| WMS 6,4 (EX10)RL | 0800322 | 204 |
| WMS 6,4 (EX10)RL BK | 0800430 | 205 |
| WMS 6,4 (EX10)RL YE | 0800331 | 205 |
| WMS 9,5 (30X16)R | 0800377 | 200 |
| WMS 9,5 (30X16)R CUS | 0800751 | 202 |
| WMS 9,5 (30X16)R YE | 0800411 | 200 |
| WMS 9,5 (30X16)R YE CUS | 0800769 | 203 |
| WMS 9,5 (60X16)R | 0800368 | 200 |
| WMS 9,5 (60X16)R CUS | 0800740 | 202 |
| WMS 9,5 (60X16)R YE | 0800402 | 200 |
| WMS 9,5 (60X16)R YE CUS | 0800759 | 203 |
| WMS 9,5 (EX16)R | 0800293 | 204 |
| WMS 9,5 (EX16)R BK | 0800421 | 205 |
| WMS 9,5 (EX16)R BK CUS | 0800729 | 207 |
| WMS 9,5 (EX16)R CUS | 0800706 | 206 |
| WMS 9,5 (EX16)R YE | 0800304 | 205 |
| WMS 9,5 (EX16)R YE CUS | 0800717 | 207 |
| WMS 9,5 (EX16)RL | 0800324 | 204 |
| WMS 9,5 (EX16)RL BK | 0800431 | 205 |
| WMS 9,5 (EX16)RL YE | 0800332 | 205 |
| WMT 2,4 (15X4)R | 0816281 | 210 |
| WMT 2,4 (15X4)R CUS | 0824927 | 210 |
| WMT 3,5 (15X5)R | 0817222 | 210 |
| WMT 3,5 (15X5)R CUS | 0824928 | 210 |
| WMT 4,2 (15X6)R | 0817235 | 210 |
| WMT 4,2 (15X6)R CUS | 0824929 | 210 |
| WMT 5,5 (15X8)R | 0817248 | 210 |
| WMT 5,5 (15X8)R CUS | 0824930 | 210 |
| WMT 8,4 (17X10)R | 0817251 | 210 |
| WMT 8,4 (17X10)R CUS | 0824931 | 210 |
| WMTB (24X8)R | 0816278 | 211 |
| WMTB (24X8)R CUS | 0824932 | 211 |
| WMTB (35X15)R | 0817316 | 211 |
| WMTB (35X15)R CUS | 0824933 | 211 |
| WMTB HF (40X12)R | 0830407 | 212 |
| WMTB HF (40X12)R CUS | 0830413 | 212 |
| WMTB HF (40X12)R YE | 0830408 | 212 |
| WMTB HF (40X12)R YE CUS | 0830414 | 212 |
| WMTB HF (55X15)R | 0830409 | 212 |
| WMTB HF (55X15)R CUS | 0830415 | 212 |
| WMTB HF (55X15)R YE | 0830410 | 212 |
| WMTB HF (55X15)R YE CUS | 0830416 | 212 |
| WMTB HF (55X25)R | 0830411 | 212 |
| WMTB HF (55X25)R CUS | 0830417 | 212 |
| WMTB HF (55X25)R YE | 0830412 | 212 |
| WMTB HF (55X25)R YE CUS | 0830418 | 212 |
| WMTB-AL (29X8) | 0830805 | 161 |
| WMTB-AL (29X8) CUS | 0830807 | 161 |
| WMTB-AL (40X15) | 0830524 | 161 |
| WMTB-AL (40X15) CUS | 0830526 | 161 |
| WMTB-AL (60X15) | 0830525 | 161 |
| WMTB-AL (60X15) CUS | 0830527 | 161 |
| WMTB-AL (D30) | 0830804 | 161 |
| WMTB-AL (D30) CUS | 0830806 | 161 |
| WMTW (10X4)R | 0831000 | 209 |
| WMTW (10X4)R CUS | 0831008 | 209 |
| WMTW (10X4)R YE | 0831001 | 209 |
| WMTW (10X4)R YE CUS | 0831009 | 209 |
| WMTW (15X4)R | 0831002 | 209 |
| WMTW (15X4)R CUS | 0831010 | 209 |
| WMTW (15X4)R YE | 0831003 | 209 |
| WMTW (15X4)R YE CUS | 0831011 | 209 |
| WMTW (23X4)R | 0831004 | 209 |
| WMTW (23X4)R CUS | 0831007 | 209 |
| WMTW (23X4)R YE | 0831005 | 209 |
| WMTW (23X4)R YE CUS | 0831006 | 209 |
| WP-BASE A M16 | 3241083 | 567 |
| WP-BASE A M20 | 3241084 | 567 |
| WP-BASE A M25 | 3241085 | 567 |
| WP-BASE A M32 | 3241086 | 567 |
| WP-BASE A M40 | 3241087 | 567 |
| WP-BASE A PG16 | 3241079 | 567 |
| WP-BASE A PG21 | 3241080 | 567 |
| WP-BASE A PG29 | 3241081 | 567 |
| WP-BASE A PG36 | 3241082 | 567 |
| WP-BASE C PA HF 10,0 BK | 3240958 | 566 |
| WP-BASE C PA HF 13,0 BK | 3240959 | 566 |
| WP-BASE C PA HF 15,8 BK | 3240960 | 566 |
| WP-BASE C PA HF 21,2 BK | 3240961 | 566 |
| WP-BASE C PA HF 28,2 BK | 3240962 | 566 |
| WP-BASE C PA HF 34,5 BK | 3240963 | 566 |
| WP-BASE C PA HF 42,5 BK | 3240964 | 566 |
| WP-BASE HF 13 | 3240966 | 567 |
| WP-BASE HF 14 | 3240967 | 567 |
| WP-BASE HF 15,8 | 3240968 | 567 |
| WP-BASE HF 17 | 3240969 | 567 |
| WP-BASE HF 22 | 3240970 | 567 |
| WP-BASE HF 29 | 3240971 | 567 |
| WP-BASE HF 37 | 3240972 | 567 |
| WP-BASE HF 45 | 3240973 | 567 |
| WP-BASE HF 9-10 | 3240965 | 567 |
| WP-CN BRASS M10 | 3241145 | 569 |
| WP-CN BRASS M12 | 3241146 | 569 |
| WP-CN BRASS M16 | 3241147 | 569 |
| WP-CN BRASS M20 | 3241148 | 569 |
| WP-CN BRASS M25 | 3241149 | 569 |
| WP-CN BRASS M32 | 3241150 | 569 |
| WP-CN BRASS M40 | 3241151 | 569 |
| WP-CN BRASS PG11 | 3241154 | 569 |
| WP-CN BRASS PG16 | 3241155 | 569 |
| WP-CN BRASS PG21 | 3241156 | 569 |
| WP-CN BRASS PG29 | 3241157 | 569 |
| WP-CN BRASS PG36 | 3241158 | 569 |
| WP-CN BRASS PG7 | 3241152 | 569 |
| WP-CN BRASS PG9 | 3241153 | 569 |
| WP-CN PA M12 | 3241132 | 568 |
| WP-CN PA M16 | 3241133 | 568 |
| WP-CN PA M20 | 3241134 | 568 |
| WP-CN PA M25 | 3241135 | 568 |
| WP-CN PA M32 | 3241136 | 568 |
| WP-CN PA M40 | 3241137 | 568 |
| WP-CN PA PG11 | 3241140 | 569 |
| WP-CN PA PG16 | 3241141 | 569 |
| WP-CN PA PG21 | 3241142 | 569 |
| WP-CN PA PG29 | 3241143 | 569 |
| WP-CN PA PG36 | 3241144 | 569 |
| WP-CN PA PG7 | 3241138 | 569 |
| WP-CN PA PG9 | 3241139 | 569 |
| WP-EC TPE HF 10,0 BK | 3240974 | 549 |
| WP-EC TPE HF 13,0 BK | 3240975 | 549 |
| WP-EC TPE HF 15,8 BK | 3240976 | 549 |
| WP-EC TPE HF 21,2 BK | 3240977 | 549 |
| WP-EC TPE HF 28,5 BK | 3240978 | 549 |
| WP-EC TPE HF 34,5 BK | 3240979 | 549 |
| WP-EC TPE HF 42,5 BK | 3240980 | 549 |
| WP-FS HF IP68 M10 | 3241173 | 571 |
| WP-FS HF IP68 M12 | 3241174 | 571 |
| WP-FS HF IP68 M16 | 3241175 | 571 |
| WP-FS HF IP68 M20 | 3241176 | 571 |
| WP-FS HF IP68 M25 | 3241177 | 571 |
| WP-FS HF IP68 M32 | 3241178 | 571 |
| WP-FS HF IP68 M40 | 3241179 | 571 |
| WP-FS HF IP68 PG11 | 3241182 | 571 |
| WP-FS HF IP68 PG16 | 3241183 | 571 |
| WP-FS HF IP68 PG21 | 3241184 | 571 |
| WP-FS HF IP68 PG29 | 3241185 | 571 |
| WP-FS HF IP68 PG36 | 3241186 | 571 |
| WP-FS HF IP68 PG7 | 3241180 | 571 |
| WP-FS HF IP68 PG9 | 3241181 | 571 |
| WP-FS IP68 M10 | 3241159 | 570 |
| WP-FS IP68 M12 | 3241160 | 570 |
| WP-FS IP68 M16 | 3241161 | 570 |
| WP-FS IP68 M20 | 3241162 | 570 |
| WP-FS IP68 M25 | 3241163 | 570 |
| WP-FS IP68 M32 | 3241164 | 570 |
| WP-FS IP68 M40 | 3241165 | 570 |
| WP-FS IP68 PG11 | 3241168 | 570 |
| WP-FS IP68 PG16 | 3241169 | 570 |
| WP-FS IP68 PG21 | 3241170 | 570 |
| WP-FS IP68 PG29 | 3241171 | 570 |
| WP-FS IP68 PG36 | 3241172 | 570 |
| WP-FS IP68 PG7 | 3241166 | 570 |
| WP-FS IP68 PG9 | 3241167 | 570 |
| WP-G BRASS IP40 M10 | 3241044 | 563 |
| WP-G BRASS IP40 M12 | 3241045 | 563 |
| WP-G BRASS IP40 M16 | 3241046 | 563 |
| WP-G BRASS IP40 M20 | 3241047 | 563 |
| WP-G BRASS IP40 M25 | 3241048 | 563 |
| WP-G BRASS IP40 M32 | 3241049 | 563 |
| WP-G BRASS IP40 M40 | 3241050 | 563 |
| WP-G BRASS IP40 PG11 | 3241039 | 562 |
| WP-G BRASS IP40 PG16 | 3241040 | 562 |
| WP-G BRASS IP40 PG21 | 3241041 | 562 |
| WP-G BRASS IP40 PG29 | 3241042 | 562 |
| WP-G BRASS IP40 PG36 | 3241043 | 562 |
| WP-G BRASS IP40 PG7 | 3241037 | 562 |
| WP-G BRASS IP40 PG9 | 3241038 | 562 |
| WP-G BRASS IP65 M10 | 3241058 | 564 |
| WP-G BRASS IP65 M12 | 3241059 | 564 |
| WP-G BRASS IP65 M16 | 3241060 | 564 |
| WP-G BRASS IP65 M20 | 3241061 | 564 |
| WP-G BRASS IP65 M25 | 3241062 | 564 |
| WP-G BRASS IP65 M32 | 3241063 | 564 |
| WP-G BRASS IP65 M40 | 3241064 | 564 |
| WP-G BRASS IP65 PG11 | 3241053 | 564 |
| WP-G BRASS IP65 PG16 | 3241054 | 564 |
| WP-G BRASS IP65 PG21 | 3241055 | 564 |
| WP-G BRASS IP65 PG29 | 3241056 | 564 |
| WP-G BRASS IP65 PG36 | 3241057 | 564 |
| WP-G BRASS IP65 PG7 | 3241051 | 564 |
| WP-G BRASS IP65 PG9 | 3241052 | 564 |
| WP-G HF IP66 M10 BK | 3240895 | 551 |
| WP-G HF IP66 M12 BK | 3240896 | 551 |
| WP-G HF IP66 M16 BK | 3240897 | 551 |
| WP-G HF IP66 M20 BK | 3240898 | 551 |
| WP-G HF IP66 M25 BK | 3240899 | 551 |
| WP-G HF IP66 M32 BK | 3240900 | 551 |
| WP-G HF IP66 M40 BK | 3240901 | 551 |
| WP-G HF IP66 PG11 BK | 3240890 | 550 |
| WP-G HF IP66 PG16 BK | 3240891 | 550 |
| WP-G HF IP66 PG21 BK | 3240892 | 550 |
| WP-G HF IP66 PG29 BK | 3240893 | 550 |
| WP-G HF IP66 PG36 BK | 3240894 | 550 |
| WP-G HF IP66 PG7 BK | 3240888 | 550 |
| WP-G HF IP66 PG9 BK | 3240889 | 550 |
| WP-G HF IP69K M10 BK | 3240881 | 551 |
| WP-G HF IP69K M12 BK | 3240882 | 551 |
| WP-G HF IP69K M16 BK | 3240883 | 551 |
| WP-G HF IP69K M20 BK | 3240884 | 551 |
| WP-G HF IP69K M25 BK | 3240885 | 551 |
| WP-G HF IP69K M32 BK | 3240886 | 551 |
| WP-G HF IP69K M40 BK | 3240887 | 551 |
| WP-G HF IP69K PG11 BK | 3240876 | 551 |
| WP-G HF IP69K PG16 BK | 3240877 | 551 |
| WP-G HF IP69K PG21 BK | 3240878 | 551 |
| WP-G HF IP69K PG29 BK | 3240879 | 551 |
| WP-G HF IP69K PG36 BK | 3240880 | 551 |
| WP-G HF IP69K PG7 BK | 3240874 | 551 |
| WP-G HF IP69K PG9 BK | 3240875 | 551 |
| WP-G PP HF M10 | 3240995 | 559 |
| WP-G PP HF M12 | 3240996 | 559 |
| WP-G PP HF M16 | 3240997 | 559 |
| WP-G PP HF M20 | 3240998 | 559 |
| WP-G PP HF M25 | 3240999 | 559 |
| WP-G PP HF M32 | 3241000 | 559 |
| WP-G PP HF M40 | 3241001 | 559 |
| WP-G PP HF PG11 | 3240990 | 558 |
| WP-G PP HF PG16 | 3240991 | 558 |
| WP-G PP HF PG21 | 3240992 | 558 |
| WP-G PP HF PG29 | 3240993 | 558 |
| WP-G PP HF PG36 | 3240994 | 558 |
| WP-G PP HF PG7 | 3240988 | 558 |
| WP-G PP HF PG9 | 3240989 | 558 |
| WP-GA HF IP66 M10 BK | 3240923 | 553 |
| WP-GA HF IP66 M12 BK | 3240924 | 553 |
| WP-GA HF IP66 M16 BK | 3240925 | 553 |
| WP-GA HF IP66 M20 BK | 3240926 | 553 |
| WP-GA HF IP66 M25 BK | 3240927 | 553 |
| WP-GA HF IP66 M32 BK | 3240928 | 553 |

| Type | Order No. | Page |
|---|---|---|
| WP-GA HF IP66 M40 BK | 3240929 | 553 |
| WP-GA HF IP66 PG11 BK | 3240918 | 552 |
| WP-GA HF IP66 PG16 BK | 3240919 | 552 |
| WP-GA HF IP66 PG21 BK | 3240920 | 552 |
| WP-GA HF IP66 PG29 BK | 3240921 | 552 |
| WP-GA HF IP66 PG36 BK | 3240922 | 552 |
| WP-GA HF IP66 PG7 BK | 3240916 | 552 |
| WP-GA HF IP66 PG9 BK | 3240917 | 552 |
| WP-GA HF IP69K M10 BK | 3240909 | 553 |
| WP-GA HF IP69K M12 BK | 3240910 | 553 |
| WP-GA HF IP69K M16 BK | 3240911 | 553 |
| WP-GA HF IP69K M20 BK | 3240912 | 553 |
| WP-GA HF IP69K M25 BK | 3240913 | 553 |
| WP-GA HF IP69K M32 BK | 3240914 | 553 |
| WP-GA HF IP69K M40 BK | 3240915 | 553 |
| WP-GA HF IP69K PG11 BK | 3240904 | 553 |
| WP-GA HF IP69K PG16 BK | 3240905 | 553 |
| WP-GA HF IP69K PG21 BK | 3240906 | 553 |
| WP-GA HF IP69K PG29 BK | 3240907 | 553 |
| WP-GA HF IP69K PG36 BK | 3240908 | 553 |
| WP-GA HF IP69K PG7 BK | 3240902 | 553 |
| WP-GA HF IP69K PG9 BK | 3240903 | 553 |
| WP-GR HF IP66 M12 BK | 3240952 | 555 |
| WP-GR HF IP66 M16 BK | 3240953 | 555 |
| WP-GR HF IP66 M20 BK | 3240954 | 555 |
| WP-GR HF IP66 M25 BK | 3240955 | 555 |
| WP-GR HF IP66 M32 BK | 3240956 | 555 |
| WP-GR HF IP66 M40 BK | 3240957 | 555 |
| WP-GR HF IP66 PG11 BK | 3240946 | 554 |
| WP-GR HF IP66 PG16 BK | 3240947 | 554 |
| WP-GR HF IP66 PG21 BK | 3240948 | 554 |
| WP-GR HF IP66 PG29 BK | 3240949 | 554 |
| WP-GR HF IP66 PG36 BK | 3240950 | 554 |
| WP-GR HF IP66 PG7 BK | 3240944 | 554 |
| WP-GR HF IP66 PG9 BK | 3240945 | 554 |
| WP-GR HF IP69K M12 BK | 3240938 | 555 |
| WP-GR HF IP69K M16 BK | 3240939 | 555 |
| WP-GR HF IP69K M20 BK | 3240940 | 555 |
| WP-GR HF IP69K M25 BK | 3240941 | 555 |
| WP-GR HF IP69K M32 BK | 3240942 | 555 |
| WP-GR HF IP69K M40 BK | 3240943 | 555 |
| WP-GR HF IP69K PG11 BK | 3240932 | 555 |
| WP-GR HF IP69K PG16 BK | 3240933 | 555 |
| WP-GR HF IP69K PG21 BK | 3240934 | 555 |
| WP-GR HF IP69K PG29 BK | 3240935 | 555 |
| WP-GR HF IP69K PG36 BK | 3240936 | 555 |
| WP-GR HF IP69K PG7 BK | 3240930 | 555 |
| WP-GR HF IP69K PG9 BK | 3240931 | 555 |
| WP-GT BRASS M10 | 3241030 | 563 |
| WP-GT BRASS M12 | 3241031 | 563 |
| WP-GT BRASS M16 | 3241032 | 563 |
| WP-GT BRASS M20 | 3241033 | 563 |
| WP-GT BRASS M25 | 3241034 | 563 |
| WP-GT BRASS M32 | 3241035 | 563 |
| WP-GT BRASS M40 | 3241036 | 563 |
| WP-GT BRASS PG11 | 3241025 | 563 |
| WP-GT BRASS PG16 | 3241026 | 563 |
| WP-GT BRASS PG21 | 3241027 | 563 |
| WP-GT BRASS PG29 | 3241028 | 563 |
| WP-GT BRASS PG36 | 3241029 | 563 |
| WP-GT BRASS PG7 | 3241023 | 563 |
| WP-GT BRASS PG9 | 3241024 | 563 |
| WP-GT PP HF M12 | 3241010 | 559 |
| WP-GT PP HF M16 | 3241011 | 559 |
| WP-GT PP HF M20 | 3241012 | 559 |
| WP-GT PP HF M25 | 3241013 | 559 |
| WP-GT PP HF M32 | 3241014 | 559 |
| WP-GT PP HF M40 | 3241015 | 559 |
| WP-GT PP HF PG11 | 3241004 | 559 |
| WP-GT PP HF PG16 | 3241005 | 559 |
| WP-GT PP HF PG21 | 3241006 | 559 |
| WP-GT PP HF PG29 | 3241007 | 559 |
| WP-GT PP HF PG36 | 3241008 | 559 |
| WP-GT PP HF PG7 | 3241002 | 559 |
| WP-GT PP HF PG9 | 3241003 | 559 |
| WP-OR M10 | 3241187 | 571 |
| WP-OR M12 | 3241188 | 571 |
| WP-OR M16 | 3241189 | 571 |
| WP-OR M20 | 3241190 | 571 |
| WP-OR M25 | 3241191 | 571 |
| WP-OR M32 | 3241192 | 571 |
| WP-OR M40 | 3241193 | 571 |
| WP-OR PG11 | 3241196 | 571 |
| WP-OR PG16 | 3241197 | 571 |
| WP-OR PG21 | 3241198 | 571 |
| WP-OR PG29 | 3241199 | 571 |
| WP-OR PG36 | 3241200 | 571 |
| WP-OR PG7 | 3241194 | 571 |
| WP-OR PG9 | 3241195 | 571 |
| WP-PA HF 10,0 BK | 3240680 | 549 |
| WP-PA HF 13,0 BK | 3240681 | 549 |
| WP-PA HF 15,8 BK | 3240682 | 549 |
| WP-PA HF 21,2 BK | 3240683 | 549 |
| WP-PA HF 28,5 BK | 3240684 | 549 |
| WP-PA HF 34,5 BK | 3241088 | 549 |
| WP-PA HF 42,5 BK | 3241089 | 549 |
| WP-PA HF-HB 10,0 BK | 3240838 | 549 |
| WP-PA HF-HB 13,0 BK | 3240839 | 549 |
| WP-PA HF-HB 15,8 BK | 3240840 | 549 |
| WP-PA HF-HB 21,2 BK | 3240841 | 549 |
| WP-PA HF-HB 28,5 BK | 3240842 | 549 |
| WP-PA HF-HB 34,5 BK | 3240843 | 549 |
| WP-PA HF-HB 42,5 BK | 3240844 | 549 |
| WP-PA HF-SL 21,2 BK | 3240845 | 548 |
| WP-PA HF-SL 28,5 BK | 3240846 | 548 |
| WP-PA HF-SL 34,5 BK | 3240847 | 548 |
| WP-PA HF-SL 42,5 BK | 3240848 | 548 |
| WP-SC BRASS 10 | 3241065 | 561 |
| WP-SC BRASS 14 | 3241066 | 561 |
| WP-SC BRASS 17 | 3241067 | 561 |
| WP-SC BRASS 21 | 3241068 | 561 |
| WP-SC BRASS 27 | 3241069 | 561 |
| WP-SC BRASS 36 | 3241070 | 561 |
| WP-SC BRASS 45 | 3241071 | 561 |
| WP-SC BRASS WP PVC 10 | 3241072 | 564 |
| WP-SC BRASS WP PVC 14 | 3241073 | 564 |
| WP-SC BRASS WP PVC 17 | 3241074 | 564 |
| WP-SC BRASS WP PVC 21 | 3241075 | 564 |
| WP-SC BRASS WP PVC 27 | 3241076 | 564 |
| WP-SC BRASS WP PVC 36 | 3241077 | 564 |
| WP-SC BRASS WP PVC 45 | 3241078 | 564 |
| WP-SC HF 10 | 3241016 | 557 |
| WP-SC HF 14 | 3241017 | 557 |
| WP-SC HF 17 | 3241018 | 557 |
| WP-SC HF 21 | 3241019 | 557 |
| WP-SC HF 27 | 3241020 | 557 |
| WP-SC HF 36 | 3241021 | 557 |
| WP-SC HF 45 | 3241022 | 557 |
| WP-SC PA HF 10,0 BK | 3240981 | 549 |
| WP-SC PA HF 13,0 BK | 3240982 | 549 |
| WP-SC PA HF 15,8 BK | 3240983 | 549 |
| WP-SC PA HF 21,2 BK | 3240984 | 549 |
| WP-SC PA HF 28,5 BK | 3240985 | 549 |
| WP-SC PA HF 34,5 BK | 3240986 | 549 |
| WP-SC PA HF 42,5 BK | 3240987 | 549 |
| WP-SPIRAL PU C HF 10 | 3240856 | 557 |
| WP-SPIRAL PU C HF 14 | 3240857 | 557 |
| WP-SPIRAL PU C HF 17 | 3240858 | 557 |
| WP-SPIRAL PU C HF 21 | 3240859 | 557 |
| WP-SPIRAL PU C HF 27 | 3240860 | 557 |
| WP-SPIRAL PU C HF 36 | 3240861 | 557 |
| WP-SPIRAL PU C HF 45 | 3240862 | 557 |
| WP-SPIRAL PVC C 10 | 3240849 | 556 |
| WP-SPIRAL PVC C 14 | 3240850 | 556 |
| WP-SPIRAL PVC C 17 | 3240851 | 556 |
| WP-SPIRAL PVC C 21 | 3240852 | 556 |
| WP-SPIRAL PVC C 27 | 3240853 | 556 |
| WP-SPIRAL PVC C 36 | 3240854 | 556 |
| WP-SPIRAL PVC C 45 | 3240855 | 556 |
| WP-STEEL PVC C 10 | 3240867 | 564 |
| WP-STEEL PVC C 14 | 3240868 | 564 |
| WP-STEEL PVC C 17 | 3240869 | 564 |
| WP-STEEL PVC C 21 | 3240870 | 564 |
| WP-STEEL PVC C 27 | 3240871 | 564 |
| WP-STEEL PVC C 36 | 3240872 | 564 |
| WP-STEEL PVC C 45 | 3240873 | 564 |
| WP-STEEL S 10 | 3240686 | 561 |
| WP-STEEL S 14 | 3240687 | 561 |
| WP-STEEL S 17 | 3240863 | 561 |
| WP-STEEL S 21 | 3240688 | 561 |
| WP-STEEL S 27 | 3240864 | 561 |
| WP-STEEL S 36 | 3240689 | 561 |
| WP-STEEL S 45 | 3240690 | 561 |
| WP-STEEL ZC 10 | 3240697 | 560 |
| WP-STEEL ZC 14 | 3240865 | 560 |
| WP-STEEL ZC 17 | 3240698 | 560 |
| WP-STEEL ZC 21 | 3240699 | 560 |
| WP-STEEL ZC 27 | 3240866 | 560 |
| WP-STEEL ZC 36 | 3240700 | 560 |
| WP-STEEL ZC 45 | 3240701 | 560 |
| WS UT 10 | 3047361 | 111 |
| WS UT 16 | 3047374 | 111 |
| WS UT 2,5 | 3047923 | 111 |
| WS UT 35 | 3047387 | 111 |
| WS UT 4 | 3047332 | 111 |
| WS UT 6 | 3047345 | 111 |
| WST 1,5 | 3030958 | 111 |
| WST 10/35 | 3030006 | 111 |
| WST 2,5 | 3030941 | 111 |
| WST 4 | 3030954 | 111 |
| WST 6 | 3030967 | 111 |
| WT-BASE HF 5 | 3240702 | 582 |
| WT-BASE HF 5 BK | 3240703 | 582 |
| WT-BASE HF 9 | 3240704 | 582 |
| WT-BASE HF 9 BK | 3240705 | 582 |
| WT-BASE LS HF 4 | 3240706 | 582 |
| WT-BASE LS HF 4 BK | 3240707 | 582 |
| WT-BASE LS HF 6 | 3240708 | 582 |
| WT-BASE LS HF 6 BK | 3240709 | 582 |
| WT-BASE P HF 9,5 BK | 3240710 | 583 |
| WT-BASE R HF 8 | 3240711 | 583 |
| WT-D HF 7,5X200 | 3240712 | 578 |
| WT-D HF 7,5X200 BK | 3240713 | 578 |
| WT-D HF 7,5X250 | 3240714 | 578 |
| WT-D HF 7,5X250 BK | 3240715 | 578 |
| WT-D HF 7,5X350 | 3240716 | 578 |
| WT-D HF 7,5X350 BK | 3240717 | 578 |
| WT-E HF 3,6X150 | 3240718 | 578 |
| WT-E HF 4,8X200 | 3240720 | 578 |
| WT-E HF 7,8X200 | 3240722 | 578 |
| WT-E HF 7,8X300 | 3240724 | 578 |
| WT-E HF 7,8X380 | 3240726 | 578 |
| WT-HF 12,6X1000 | 3240728 | 574 |
| WT-HF 12,6X1000 BK | 3240729 | 575 |
| WT-HF 12,6X850 | 3240730 | 574 |
| WT-HF 12,6X850 BK | 3240731 | 575 |
| WT-HF 2,5X98 | 3240732 | 574 |
| WT-HF 2,5X98 BK | 3240733 | 575 |
| WT-HF 2,5X98 BK-L | 3240734 | 575 |
| WT-HF 2,5X98-L | 3240735 | 574 |
| WT-HF 2,6X160 | 3240736 | 574 |
| WT-HF 2,6X160 BK | 3240737 | 575 |
| WT-HF 2,6X160 BK-L | 3240738 | 575 |
| WT-HF 2,6X160-L | 3240739 | 574 |
| WT-HF 2,6X200 | 3240740 | 574 |
| WT-HF 2,6X200 BK | 3240741 | 575 |
| WT-HF 2,6X200 BK-L | 3240742 | 575 |
| WT-HF 2,6X200-L | 3240743 | 574 |
| WT-HF 3,6X140 | 3240744 | 574 |
| WT-HF 3,6X140 BK | 3240745 | 575 |
| WT-HF 3,6X140 BK-L | 3240746 | 575 |
| WT-HF 3,6X140-L | 3240747 | 574 |
| WT-HF 3,6X200 | 3240748 | 574 |
| WT-HF 3,6X200 BK | 3240749 | 575 |
| WT-HF 3,6X200 BK-L | 3240750 | 575 |
| WT-HF 3,6X200-L | 3240751 | 574 |
| WT-HF 3,6X290 | 3240752 | 574 |
| WT-HF 3,6X290 BK | 3240753 | 575 |
| WT-HF 3,6X290 BK-L | 3240754 | 575 |
| WT-HF 3,6X290-L | 3240755 | 574 |
| WT-HF 4,5X160 | 3240756 | 574 |
| WT-HF 4,5X160 BK | 3240757 | 575 |
| WT-HF 4,5X160 BK-L | 3240758 | 575 |
| WT-HF 4,5X160-L | 3240759 | 574 |
| WT-HF 4,5X200 | 3240760 | 574 |
| WT-HF 4,5X200 BK | 3240761 | 575 |
| WT-HF 4,5X200 BK-L | 3240762 | 575 |
| WT-HF 4,5X200-L | 3240763 | 574 |
| WT-HF 4,5X290 | 3240764 | 574 |
| WT-HF 4,5X290 BK | 3240765 | 575 |
| WT-HF 4,5X360 | 3240768 | 574 |
| WT-HF 4,5X360 BK | 3240769 | 575 |
| WT-HF 4,5X430 | 3240770 | 574 |
| WT-HF 4,5X430 BK | 3240771 | 575 |
| WT-HF 7,8X300 | 3240772 | 574 |
| WT-HF 7,8X300 BK | 3240773 | 575 |
| WT-HF 7,8X365 | 3240774 | 574 |
| WT-HF 7,8X365 BK | 3240775 | 575 |
| WT-HF 7,8X540 | 3240719 | 574 |
| WT-HF 7,8X540 BK | 3240721 | 575 |
| WT-HF 9X780 | 3240778 | 574 |
| WT-HF 9X780 BK | 3240779 | 575 |
| WT-HT HF 2,5X98 | 3240780 | 577 |
| WT-HT HF 2,5X98 BK | 3240781 | 577 |
| WT-HT HF 3,6X140 | 3240782 | 577 |
| WT-HT HF 3,6X140 BK | 3240783 | 577 |
| WT-HT HF 3,6X200 | 3240784 | 577 |
| WT-HT HF 3,6X200 BK | 3240785 | 577 |
| WT-HT HF 4,5X200 | 3240786 | 577 |
| WT-HT HF 4,5X200 BK | 3240787 | 577 |
| WT-HT HF 4,5X290 | 3240788 | 577 |
| WT-HT HF 4,5X290 BK | 3240789 | 577 |
| WT-HT HF 7,8X365 | 3240792 | 577 |
| WT-HT HF 7,8X365 BK | 3240793 | 577 |
| WT-ID HF 2,5X98 BU | 3240794 | 579 |
| WT-ID HF 3,5X140 BU | 3240795 | 579 |
| WT-ID HF 3,5X200 BU | 3240796 | 579 |
| WT-ID HF 4,5X200 BU | 3240797 | 579 |
| WT-ID HF 4,5X290 BU | 3240798 | 579 |
| WT-ID HF 7,5X365 BU | 3240800 | 579 |
| WT-R HF 3,6X150 | 3240801 | 579 |
| WT-R HF 4,8X200 | 3240803 | 579 |
| WT-STEEL S 4,6X1067 | 3240805 | 580 |
| WT-STEEL S 4,6X150 | 3240807 | 580 |
| WT-STEEL S 4,6X201 | 3240808 | 580 |
| WT-STEEL S 4,6X259 | 3240809 | 580 |
| WT-STEEL S 4,6X360 | 3240810 | 580 |
| WT-STEEL S 4,6X520 | 3240811 | 580 |
| WT-STEEL S 4,6X679 | 3240812 | 580 |
| WT-STEEL S 4,6X838 | 3240723 | 580 |
| WT-STEEL S 7,9X1067 | 3240813 | 580 |
| WT-STEEL S 7,9X259 | 3240814 | 580 |
| WT-STEEL S 7,9X360 | 3240815 | 580 |
| WT-STEEL S 7,9X520 | 3240816 | 580 |
| WT-STEEL S 7,9X679 | 3240817 | 580 |
| WT-STEEL S 7,9X838 | 3240725 | 580 |
| WT-STEEL SH 4,6X1067 | 3240818 | 581 |
| WT-STEEL SH 4,6X150 | 3240820 | 581 |
| WT-STEEL SH 4,6X201 | 3240821 | 581 |
| WT-STEEL SH 4,6X259 | 3240822 | 581 |
| WT-STEEL SH 4,6X360 | 3240823 | 581 |
| WT-STEEL SH 4,6X520 | 3240824 | 581 |
| WT-STEEL SH 4,6X679 | 3240825 | 581 |
| WT-STEEL SH 4,6X838 | 3240727 | 581 |
| WT-STEEL SH 7,9X1067 | 3240826 | 581 |
| WT-STEEL SH 7,9X259 | 3240827 | 581 |
| WT-STEEL SH 7,9X360 | 3240828 | 581 |
| WT-STEEL SH 7,9X520 | 3240829 | 581 |
| WT-STEEL SH 7,9X679 | 3240830 | 581 |
| WT-STEEL SH 7,9X838 | 3240766 | 581 |
| WT-UV HF 2,5X98 BK | 3240831 | 576 |
| WT-UV HF 3,6X140 BK | 3240832 | 576 |
| WT-UV HF 3,6X200 BK | 3240833 | 576 |
| WT-UV HF 4,5X200 BK | 3240834 | 576 |
| WT-UV HF 4,5X290 BK | 3240835 | 576 |
| WT-UV HF 7,8X365 BK | 3240837 | 576 |


## X


| Type | Order No. | Page |
|---|---|---|
| X-PEN 0,35 | 0811228 | 49 |

## Z


| Type | Order No. | Page |
|---|---|---|
| ZAP 25 | 1203110 | 472 |
| ZAP 25 T | 1203123 | 473 |
| ZAP 100 | 1203259 | 473 |
| ZAP 100 T | 1203262 | 473 |
| ZAP 40 | 1212630 | 472 |
| ZB 10 CUS | 0824941 | 72 |
| ZB 10:UNBEDRUCKT | 1053001 | 72 |
| ZB 12 CUS | 0824942 | 73 |
| ZB 12,LGS:L1-N,PE | 0812146 | 73 |
| ZB 12:UNPRINTED | 0812120 | 73 |
| ZB 13 CUS | 0829132 | 73 |
| ZB 13:UNBEDRUCKT | 0829131 | 73 |
| ZB 15 CUS | 0824945 | 73 |
| ZB 15,LGS:L1-N,PE | 0811998 | 73 |
| ZB 15:UNBEDRUCKT | 0811972 | 73 |
| ZB 16,3 CUS | 0824946 | 74 |
| ZB 16,3:UNPRINTED | 0820222 | 74 |
| ZB 17 CUS | 0829393 | 74 |
| ZB 17:UNBEDRUCKT | 0829391 | 74 |
| ZB 18 CUS | 0824947 | 75 |
| ZB 18,LGS:L1-N,PE | 0811846 | 75 |
| ZB 18:UNBEDRUCKT | 0811833 | 75 |
| ZB 22 CUS | 0824949 | 75 |
| ZB 22,LGS:L1-N,PE | 0811875 | 75 |
| ZB 22:UNBEDRUCKT | 0811862 | 75 |
| ZB 3,5 CUS | 0829415 | 68 |
| ZB 3,5,LGS:FORTL.ZAHLEN | 0801404 | 68 |
| ZB 3,5,QR:FORT.ZAHLEN | 0801405 | 68 |
| ZB 3,5:UNBEDRUCKT | 0829414 | 68 |
| ZB 4 :UNBEDRUCKT | 0805001 | 69 |
| ZB 4 CUS | 0824951 | 69 |
| ZB 4,LGS:FORTL.ZAHLEN | 0805739 | 69 |
| ZB 4,QR:FORTL.ZAHLEN | 0805807 | 69 |
| ZB 4/WH-100:UNBEDRUCKT | 0805810 | 69 |
| ZB 5 :UNBEDRUCKT | 1050004 | 69 |
| ZB 5 CUS | 0824962 | 69 |
| ZB 5,08 CUS | 0824963 | 69 |
| ZB 5,08,LGS:FORTL.ZAHLEN | 0809803 | 69 |
| ZB 5,08,LGS:L1-N,PE | 0809832 | 69 |
| ZB 5,08,LGS:U-N | 0809845 | 69 |
| ZB 5,08,QR:FORTL.ZAHLEN | 0809858 | 69 |
| ZB 5,08:UNBEDRUCKT | 0809793 | 69 |
| ZB 5,LGS:FORTL.ZAHLEN | 1050017 | 69 |
| ZB 5,LGS:GLEICHE ZAHLEN | 1050033 | 69 |
| ZB 5,LGS:L1-N,PE | 1050415 | 69 |
| ZB 5,QR:FORTL.ZAHLEN | 1050020 | 69 |
| ZB 5/WH-100:UNBEDRUCKT | 5060906 | 69 |
| ZB 6 CUS | 0824992 | 70 |
| ZB 6,6 CUS | 0824978 | 70 |
| ZB 6,6,LGS:FORTL.ZAHLEN | 1052345 | 70 |
| ZB 6,6:UNBEDRUCKT | 1052332 | 70 |
| ZB 6,LGS:FORTL.ZAHLEN | 1051016 | 70 |
| ZB 6,LGS:GLEICHE ZAHLEN | 1051032 | 70 |
| ZB 6,LGS:L1-N,PE | 1051414 | 70 |
| ZB 6,LGS:U-N | 1051430 | 70 |
| ZB 6,QR:FORTL.ZAHLEN | 1051029 | 70 |
| ZB 6:UNBEDRUCKT | 1051003 | 70 |
| ZB 7,5 CUS | 0824994 | 71 |
| ZB 7,5:UNBEDRUCKT | 0803948 | 71 |
| ZB 7,62 CUS | 0824997 | 71 |
| ZB 7,62,LGS:FORTL.ZAHLEN | 1054233 | 71 |
| ZB 7,62/WH-100:UNBEDRUCKT | 5060922 | 71 |
| ZB 7,62:UNBEDRUCKT | 1054000 | 71 |
| ZB 8 CUS | 0825011 | 71 |
| ZB 8,LGS:FORTL.ZAHLEN | 1052015 | 71 |
| ZB 8,LGS:L1-N,PE | 1052413 | 71 |
| ZB 8,QR:FORTL.ZAHLEN | 1052028 | 71 |
| ZB 8/WH-100:UNBEDRUCKT | 5060896 | 71 |
| ZB 8:UNBEDRUCKT | 1052002 | 71 |
| ZB 9 CUS | 0829128 | 72 |
| ZB 9:UNBEDRUCKT | 0829127 | 72 |
| ZB10,LGS:FORTL.ZAHLEN | 1053014 | 72 |
| ZB10,LGS:GLEICHE ZAHLEN | 1053030 | 72 |
| ZB10,LGS:L1-N,PE | 1053412 | 72 |
| ZB10,LGS:U-N | 1053438 | 72 |
| ZB10,QR:FORTL.ZAHLEN | 1053027 | 72 |
| ZB10/WH-100:UNBEDRUCKT | 5060883 | 72 |
| ZBF 12 CUS | 0825018 | 79 |
| ZBF 12:UNBEDRUCKT | 0809735 | 79 |
| ZBF 13 CUS | 0829134 | 80 |
| ZBF 13:UNBEDRUCKT | 0829133 | 80 |
| ZBF 15 CUS | 0825019 | 80 |
| ZBF 15:UNBEDRUCKT | 0811202 | 80 |
| ZBF 16 CUS | 0827465 | 81 |
| ZBF 16:UNPRINTED | 0827464 | 81 |
| ZBF 17 CUS | 0825020 | 81 |
| ZBF 17:UNBEDRUCKT | 0815020 | 81 |
| ZBF 19,7 CUS | 0825021 | 81 |
| ZBF 19,7:UNBEDRUCKT | 0810627 | 81 |
| ZBF 3,5 CUS | 0829394 | 76 |
| ZBF 3,5,LGS:FORTL.ZAHLEN | 0801406 | 76 |
| ZBF 3,5,QR:FORTL.ZAHLEN | 0801407 | 76 |
| ZBF 3,5:UNBEDRUCKT | 0829392 | 76 |
| ZBF 4 CUS | 0825023 | 77 |
| ZBF 4,LGS:FORTL.ZAHLEN | 0808626 | 77 |
| ZBF 4,LGS:GERADE ZAHLEN | 0810818 | 77 |
| ZBF 4,LGS:UNGERADE ZAHLEN | 0810850 | 77 |
| ZBF 4,QR:FORTL.ZAHLEN | 0808820 | 77 |
| ZBF 4/WH-100:UNBEDRUCKT | 0808613 | 77 |
| ZBF 4:UNBEDRUCKT | 0808587 | 77 |
| ZBF 5 CUS | 0825025 | 77 |
| ZBF 5,LGS:FORTL.ZAHLEN | 0808671 | 77 |
| ZBF 5,LGS:GERADE ZAHLEN | 0810821 | 77 |
| ZBF 5,LGS:UNGERADE ZAHLEN | 0810863 | 77 |
| ZBF 5,QR:FORTL.ZAHLEN | 0808697 | 77 |
| ZBF 5/WH-100:UNBEDRUCKT | 0808668 | 77 |
| ZBF 5:UNBEDRUCKT | 0808642 | 77 |
| ZBF 6 CUS | 0825027 | 77 |
| ZBF 6,LGS:FORTL.ZAHLEN | 0808749 | 77 |
| ZBF 6,LGS:GERADE ZAHLEN | 0810834 | 77 |
| ZBF 6,LGS:UNGERADE ZAHLEN | 0810876 | 77 |
| ZBF 6,QR:FORTL.ZAHLEN | 0808765 | 77 |
| ZBF 6/WH-100:UNBEDRUCKT | 0808736 | 77 |
| ZBF 6:UNBEDRUCKT | 0808710 | 77 |
| ZBF 7,5 CUS | 0825028 | 78 |
| ZBF 7,5,LGS:FORTL.ZAHLEN | 0809955 | 78 |
| ZBF 7,5,QR:FORTL.ZAHLEN | 0809968 | 78 |
| ZBF 7,5:UNBEDRUCKT | 0809942 | 78 |
| ZBF 8 CUS | 0825030 | 78 |
| ZBF 8,LGS:FORTL.ZAHLEN | 0808804 | 78 |
| ZBF 8:UNBEDRUCKT | 0808781 | 78 |
| ZBF 9 CUS | 0829130 | 79 |
| ZBF 9:UNBEDRUCKT | 0829129 | 79 |
| ZBF10 CUS | 0825031 | 79 |
| ZBF10,LGS:FORTL.ZAHLEN | 0810009 | 79 |
| ZBF10,QR:FORTL.ZAHLEN | 0810025 | 79 |
| ZBF10:UNBEDRUCKT | 0809997 | 79 |

PHOENIX CONTACT
INSPIRING INNOVATIONS