




# gesis<sup>®</sup>



**Mains, 5 pole, low voltage, mains + dimming**





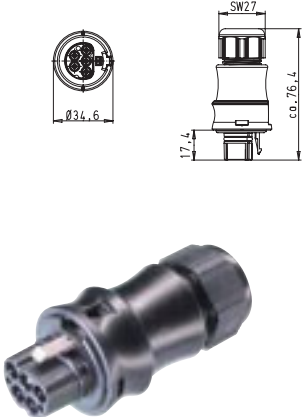



[illegible]

The 5 pole connectors come in three variations. The standard version for general mains applications; a version to combine mains and dimming signals; and finally a version for low voltage applications.

					Application		Mains 250/400 V	50 V, LV, bus signals	Mains 250 V + dimming
					Mechanical coding	3, ground, N, 2, 1	1, 2, 3, 4, 5	L, ground, N, +, -	
									
Name	Description	Connection style	Strain relief housing	Connection points per pole	gray	black	brown	turquoise	
Connectors	1 x cable entry	Screw technology Crimp technology	yes	1					
	2 x cable entry	Screw technology	yes	1					
Distribution units	RST compact distributor/ multi distributor				available on request	available on request	available on request	available on request	
	Individual distribution box				available on request	available on request	available on request	available on request	
Cable assemblies	Connection cable Male – Free end	pre-assembled	pre-assembled	pre-assembled					
	Connection cable Female – Free end								
	Extension cable Male – Female								

# Connectors

## Connector for cables of Ø 6 – 10 and 10 – 14 mm

					<b>With screw connection<sup>2)</sup></b> for rigid, fine-stranded and stranded cables of 0.75 – 4.0 mm <sup>2</sup> . Unassembled with cable gland <sup>1)</sup> and locking device.  See "Technical Data" for sheath and insulation strip lengths.		<b>With crimp contacts</b> for fine-stranded and stranded cables of 0.75 – 4.0 mm <sup>2</sup> . Unassembled with cable gland <sup>1)</sup> and locking device. Crimp contacts separately available under "Accessories"  See "Technical Data" for sheath and insulation strip lengths.	
Application	Coding	Cable	Color		Part No.	Std. Pack	Part No.	Std. Pack
<b>Female connector</b>								
Mains 250/400 V		6 – 10 mm	gray black	96.051.4053.0 96.051.4053.1	96.151.0053.0 96.151.0053.1	3rd. quart. 2006 3rd. quart. 2006		
		10 – 14 mm	gray black	96.051.4153.0 96.051.4153.1	96.151.0153.0 96.151.0153.1	3rd. quart. 2006 3rd. quart. 2006		
		13 – 18 mm	gray black					
Mains 250 V + dimming		6 – 10 mm	turquoise	96.051.4053.6 96.051.4153.6	96.151.0053.6 96.151.0153.6	3rd. quart. 2006 3rd. quart. 2006		
		10 – 14 mm						
		13 – 18 mm						
50 V, LV, bus signals		6 – 10 mm	brown	96.051.4051.4 96.051.4151.4	96.151.0051.4 96.151.0151.4	3rd. quart. 2006 3rd. quart. 2006		
		10 – 14 mm						
		13 – 18 mm						
Application	Coding	Cable	Color		Part No.	Std. Pack	Part No.	Std. Pack
<b>Male connector</b>								
Mains 250/400 V		6 – 10 mm	gray black	96.052.4053.0 96.052.4053.1	96.152.0053.0 96.152.0053.1	3rd. quart. 2006 3rd. quart. 2006		
		10 – 14 mm	gray black	96.052.4153.0 96.052.4153.1	96.152.0153.0 96.152.0153.1	3rd. quart. 2006 3rd. quart. 2006		
		13 – 18 mm	gray black					
Mains 250 V + dimming		6 – 10 mm	turquoise	96.052.4053.6 96.052.4153.6	96.152.0053.6 96.152.0152.6	3rd. quart. 2006 3rd. quart. 2006		
		10 – 14 mm						
		13 – 18 mm						
50 V, LV, bus signals		6 – 10 mm	brown	96.052.4051.4 96.052.4151.4	96.152.0051.4 96.152.0151.4	3rd. quart. 2006 3rd. quart. 2006		
		10 – 14 mm						
		13 – 18 mm						

<sup>1)</sup> Cable gland with bend protection available on request

<sup>2)</sup> With wire protection available on request

## Connector for cable Ø 13 – 18 mm

**With screw connection<sup>2)</sup>** for rigid, fine-stranded and stranded cables of max. 4.0 mm<sup>2</sup>. Unassembled with cable gland and locking device.

See "Technical Data" for sheath and insulation strip lengths.

Part No. Std. Pack

**With crimp contacts** for fine-stranded and stranded cables of 0.75 – 4.0 mm<sup>2</sup>. Unassembled with cable gland<sup>1)</sup> and locking device. Crimp contacts separately available under "Accessories"

See "Technical Data" for sheath and insulation strip lengths.

Part No. Std. Pack



## Splitter connector

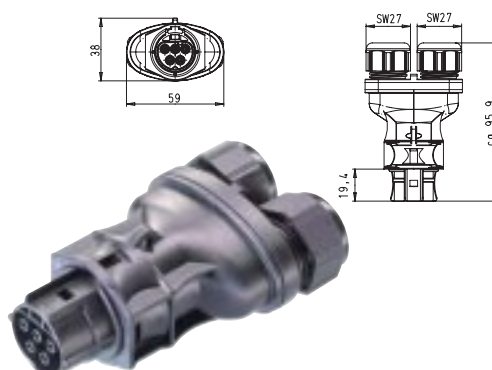
*Mains, 5 pole, low voltage, mains + dimming*

**With screw connection<sup>2)</sup>** for rigid, fine-stranded and stranded cables of 0.75 – 1.5 mm<sup>2</sup>. Unassembled with cable gland<sup>1)</sup> and locking device.

See "Technical Data" for sheath and insulation strip lengths.

Part No. Std. Pack

See "Accessories" for the mounting plate used to fasten the splitter connector.



96.051.4253.0  
96.051.4253.1  
96.051.4353.0  
96.051.4353.1

96.051.4553.0 96.151.0553.0 3rd. quart. 2006  
96.051.4553.0 96.151.0553.0 3rd. quart. 2006

96.051.4553.6 96.151.0553.6 3rd. quart. 2006

96.051.4553.4 96.151.0553.4 3rd. quart. 2006

Part No. Std. Pack

Part No. Std. Pack



96.052.4553.0 96.152.0553.0 3rd. quart. 2006  
96.052.4553.0 96.152.0553.0 3rd. quart. 2006

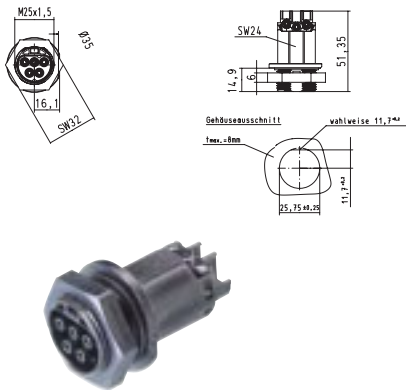




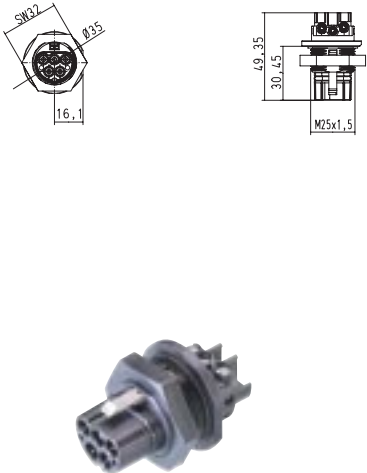
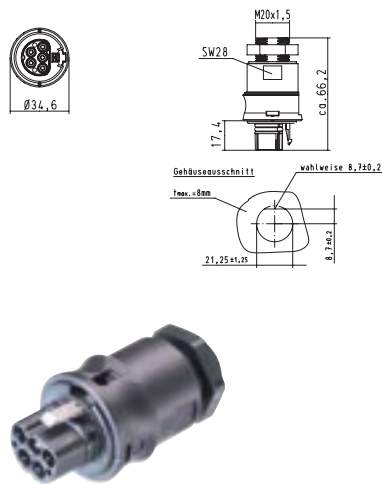



96.052.4551.6 96.152.0551.6 3rd. quart. 2006

96.052.4551.4 96.152.0551.4 3rd. quart. 2006

# Appliance connectors


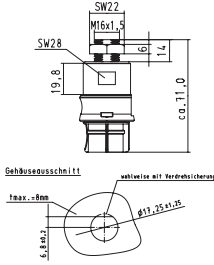


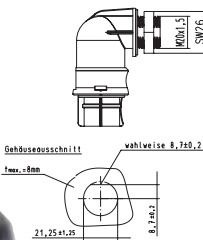


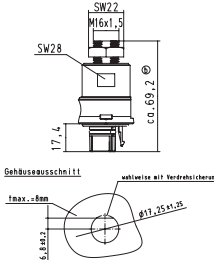


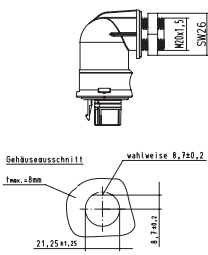

## Appliance connector M25, standard

## Appliance connector M20, modular, straight

		Appliance connector M25, standard		Appliance connector M20, modular, straight	
		<p><b>With screw connections</b> for rigid, fine-stranded and stranded cables of 0.75 – 4.0 mm<sup>2</sup>. 1 connection point per pole. With locking device. Fixing in position guaranteed by flattening the thread. With M25x1.5 thread, internal cable gland.</p> <p>See "Technical Data" for insulation strip lengths.</p>		<p><b>With crimp connections</b> for rigid, fine-stranded and stranded cables of 0.75 – 4.0 mm<sup>2</sup>. 1 connection point per pole. With locking device. Fixing in position guaranteed by flattening the thread. With M20x1.5 thread, internal cable gland. Crimp contacts separately available under "Accessories"</p> <p>See "Technical Data" for insulation strip lengths.</p>	
Application	Color	Part No.	Std. Pack	Part No.	Std. Pack
<b>Female connector</b>					
		 Mains 250/400 V	gray black	96.051.5053.0 96.051.5053.1	96.151.1053.0 3rd. quart. 2006 96.151.1053.1 3rd. quart. 2006
		 Mains 250 V + dim.	turquoise	96.051.5053.6	96.151.5053.6 3rd. quart. 2006
		 50 V, LV, bus signals	brown	96.051.5051.4	96.151.5051.4 3rd. quart. 2006
Application	Color	Part No.	Std. Pack	Part No.	Std. Pack
<b>Male connector</b>					
		 Mains 250/400 V	gray black	96.052.5053.0 96.052.5053.1	96.152.1053.0 3rd. quart. 2006 96.152.1053.1 3rd. quart. 2006
		 Mains 250 V + dim.	turquoise	96.052.5053.6	96.152.5053.6 3rd. quart. 2006
		 50 V, LV, bus signals	brown	96.052.5051.4	96.152.5051.4 3rd. quart. 2006











## Appliance connector M16, modular, straight











## Mains, 5 pole, low voltage, mains + dimming Appliance connector M20, modular, angled

		Appliance connector M16, modular, straight		Appliance connector M20, modular, angled	
		<p><b>With screw connections</b> for rigid, fine-stranded and stranded cables of 0.75 – 4.0 mm<sup>2</sup>. 1 connection point per pole. With locking device. Fixing in position guaranteed by flattening the thread. With M16x1.5 thread, internal cable gland.</p> <p>See "Technical Data" for insulation strip lengths.</p>		<p><b>With crimp connections</b> for rigid, fine-stranded and stranded cables of 0.75 – 4.0 mm<sup>2</sup>. 1 connection point per pole. With locking device. Fixing in position guaranteed by flattening the thread. With M20x1.5 thread, internal cable gland. Crimp contacts separately available under "Accessories"</p> <p>See "Technical Data" for insulation strip lengths.</p>	
Application	Color	Part No.	Std. Pack	Part No.	Std. Pack
<b>Female connector</b>		  		  	
		Mains 250/400 V	gray/black	96.051.6153.0 96.051.6153.1	96.151.2153.0 96.151.2153.1
		Mains 250 V + dim.	turquoise	96.051.6153.6	96.151.2153.6
		50 V, LV, bus signals	brown	96.051.6151.4	96.151.2151.4
Application	Color	Part No.	Std. Pack	Part No.	Std. Pack
<b>Male connector</b>		  		  	
		Mains 250/400 V	gray/black	96.052.6153.0 96.052.6153.1	96.152.2153.0 96.152.2153.1
		Mains 250 V + dim.	turquoise	96.052.6153.6	96.152.2153.6
		50 V, LV, bus signals	brown	96.052.6151.4	96.152.2151.4
Application	Color	Part No.	Std. Pack	Part No.	Std. Pack
		Mains 250/400 V	gray/black	96.054.6053.0 96.054.6053.1	96.154.2053.0 96.154.2053.1
		Mains 250 V + dim.	turquoise	96.054.6053.6	96.154.2053.6
		50 V, LV, bus signals	brown	96.054.6051.4	96.154.2051.4
Application	Color	Part No.	Std. Pack	Part No.	Std. Pack



# Cable assemblies, 1.5 mm<sup>2</sup>











			Extension cable		Connection cable		Connection cable		
			H05VV-F 5G1,5		H05VV-F 5G1,5		H05VV-F 5G1,5		
			Female – Male with locking device		Female – Free end with ultrasonically welded wire ends		Male – Free end with ultrasonically welded wire ends and locking device		
					Cable strip length: 35 mm Insulation strip length: 9 mm		Cable strip length: 35 mm Insulation strip length: 9 mm		
<div>Pre-assembled mains cables</div> <div><div>ground = gn/yl N = bl 1 = br 2 = bk 3 = gray</div></div> <div>Cable<sup>1)</sup> in black Connector in black Screw technology</div>									
Application	Coding	Color	Length <sup>2)</sup>	Part No.	Std. Pack	Part No.	Std. Pack	Part No.	Std. Pack
Mains 250/400 V	3, ground, N, 2, 1  Female  Male	black  Cable: black	1.0 m	96.452.1000.1		96.452.1003.1		96.452.1004.1	
			2.0 m	96.452.2000.1		96.452.2003.1		96.452.2004.1	
			3.0 m	96.452.3000.1		96.452.3003.1		96.452.3004.1	
			4.0 m	96.452.4000.1		96.452.4003.1		96.452.4004.1	
			5.0 m	96.452.5000.1		96.452.5003.1		96.452.5004.1	
			6.0 m	96.452.6000.1		96.452.6003.1		96.452.6004.1	
			7.0 m	96.452.7000.1		96.452.7003.1		96.452.7004.1	
			8.0 m	96.452.8000.1		96.452.8003.1		96.452.8004.1	
Mains 250 V + dimming	L, ground, N, +, -  Female  Male	turquoise  Cable: black	1.0 m	96.452.1000.6		96.452.1003.6		96.452.1004.6	
			2.0 m	96.452.2000.6		96.452.2003.6		96.452.2004.6	
			3.0 m	96.452.3000.6		96.452.3003.6		96.452.3004.6	
			4.0 m	96.452.4000.6		96.452.4003.6		96.452.4004.6	
			5.0 m	96.452.5000.6		96.452.5003.6		96.452.5004.6	
			6.0 m	96.452.6000.6		96.452.6003.6		96.452.6004.6	
			7.0 m	96.452.7000.6		96.452.7003.6		96.452.7004.6	
			8.0 m	96.452.8000.6		96.452.8003.6		96.452.8004.6	
LV, signals, bus, 50 V	1, 2, 3, 4, 5  Female  Male	brown  Cable: black	1.0 m	Available on request		Available on request		Available on request	
			2.0 m						
			3.0 m						
			4.0 m						
			5.0 m						
			6.0 m						
			7.0 m						
			8.0 m						











				Extension cable		Connection cable		Connection cable	
				H07RN-F 5G1,5		H07RN-F 5G1,5		H07RN-F 5G1,5	
				Female – Male with locking device		Female – Free end with ultrasonically welded wire ends		Male – Free end with ultrasonically welded wire ends and locking device	
						Cable strip length: 35 mm Insulation strip length: 9 mm		Cable strip length: 35 mm Insulation strip length: 9 mm	
<div>Pre-assembled mains cables</div> <div><p>ground = gn/y N = bl 1 = br 2 = bk 3 = gray</p></div> <div>Cable<sup>1)</sup> in black Connector in black Screw technology</div>									
Application	Coding	Color	Length <sup>2)</sup>	Part No.	Std. Pack	Part No.	Std. Pack	Part No.	Std. Pack
Mains 250/400 V	3, ground, N, 2, 1	black	1.0 m	96.452.1030.1		96.452.1033.1		96.452.1034.1	
			2.0 m	96.452.2030.1		96.452.2033.1		96.452.2034.1	
			3.0 m	96.452.3030.1		96.452.3033.1		96.452.3034.1	
			4.0 m	96.452.4030.1		96.452.4033.1		96.452.4034.1	
			5.0 m	96.452.5030.1		96.452.5033.1		96.452.5034.1	
			6.0 m	96.452.6030.1		96.452.6033.1		96.452.6034.1	
			7.0 m	96.452.7030.1		96.452.7033.1		96.452.7034.1	
			8.0 m	96.452.8030.1		96.452.8033.1		96.452.8034.1	
Mains 250 V + dimming	L, ground, N, +, -	turquoise	1.0 m	96.452.1030.6		96.452.1033.6		96.452.1034.6	
			2.0 m	96.452.2030.6		96.452.2033.6		96.452.2034.6	
			3.0 m	96.452.3030.6		96.452.3033.6		96.452.3034.6	
			4.0 m	96.452.4030.6		96.452.4033.6		96.452.4034.6	
			5.0 m	96.452.5030.6		96.452.5033.6		96.452.5034.6	
			6.0 m	96.452.6030.6		96.452.6033.6		96.452.6034.6	
			7.0 m	96.452.7030.6		96.452.7033.6		96.452.7034.6	
			8.0 m	96.452.8030.6		96.452.8033.6		96.452.8034.6	
LV, signals, bus, 50 V	1, 2, 3, 4, 5	brown	1.0 m	Available on request		Available on request		Available on request	
			2.0 m						
			3.0 m						
			4.0 m						
			5.0 m						
			6.0 m						
			7.0 m						
			8.0 m						

<sup>1)</sup> Other cables available on request  
<sup>2)</sup> Other lengths available on request













# Cable assemblies, 2.5 mm<sup>2</sup>

			Extension cable		Connection cable		Connection cable			
			H05VV-F 5G2,5		H05VV-F 5G2,5		H05VV-F 5G2,5			
			Female – Male with locking device		Female – Free end with ultrasonically welded wire ends		Male – Free end with ultrasonically welded wire ends and locking device			
					Cable strip length: 35 mm Insulation strip length: 9 mm		Cable strip length: 35 mm Insulation strip length: 9 mm			
<div>Pre-assembled mains cables</div> <div><p>ground = gn/yl N = bl 1 = br 2 = bk 3 = gray</p></div> <div>Cable<sup>1)</sup> in black Connector in black Screw technology</div>										
Application	Coding	Color	Length <sup>2)</sup>	Part No.	Std. Pack	Part No.	Std. Pack	Part No.	Std. Pack	
Mains 250/400 V	3, ground, N, 2, 1  Female  Male	black  Cable: black	1.0 m	96.453.1000.1		96.453.1003.1		96.453.1004.1		
			2.0 m	96.453.2000.1		96.453.2003.1		96.453.2004.1		
			3.0 m	96.453.3000.1		96.453.3003.1		96.453.3004.1		
			4.0 m	96.453.4000.1		96.453.4003.1		96.453.4004.1		
			5.0 m	96.453.5000.1		96.453.5003.1		96.453.5004.1		
			6.0 m	96.453.6000.1		96.453.6003.1		96.453.6004.1		
			7.0 m	96.453.7000.1		96.453.7003.1		96.453.7004.1		
			8.0 m	96.453.8000.1		96.453.8003.1		96.453.8004.1		
Mains 250 V + dimming	L, ground, N, +, -  Female  Male	turquoise  Cable: black	1.0 m	96.453.1000.6		96.453.1003.6		96.453.1004.6		
			2.0 m	96.453.2000.6		96.453.2003.6		96.453.2004.6		
			3.0 m	96.453.3000.6		96.453.3003.6		96.453.3004.6		
			4.0 m	96.453.4000.6		96.453.4003.6		96.453.4004.6		
			5.0 m	96.453.5000.6		96.453.5003.6		96.453.5004.6		
			6.0 m	96.453.6000.6		96.453.6003.6		96.453.6004.6		
			7.0 m	96.453.7000.6		96.453.7003.6		96.453.7004.6		
			8.0 m	96.453.8000.6		96.453.8003.6		96.453.8004.6		
LV, signals, bus, 50 V	1, 2, 3, 4, 5  Female  Male	brown  Cable: black	1.0 m	Available on request		Available on request		Available on request		
			2.0 m							
			3.0 m							
			4.0 m							
			5.0 m							
			6.0 m							
			7.0 m							
			8.0 m							

			Extension cable		Connection cable		Connection cable		
			H07RN-F 5G2,5		H07RN-F 5G2,5		H07RN-F 5G2,5		
			Female – Male with locking device		Female – Free end with ultrasonically welded wire ends		Male – Free end with ultrasonically welded wire ends and locking device		
					Cable strip length: 35 mm Insulation strip length: 9 mm		Cable strip length: 35 mm Insulation strip length: 9 mm		
<div>Pre-assembled mains cables</div> <div><div>ground = gn/yl N = bl 1 = br 2 = bk 3 = gray</div></div> <div>Cable<sup>1)</sup> in black Connector in black Screw technology</div>									
Application	Coding	Color	Length <sup>2)</sup>	Part No.	Std. Pack	Part No.	Std. Pack	Part No.	Std. Pack
Mains 250/400 V	3, ground, N, 2, 1	black	1.0 m	96.453.1030.1		96.453.1033.1		96.453.1034.1	
	 Female	Cable: black	2.0 m	96.453.2030.1		96.453.2033.1		96.453.2034.1	
			3.0 m	96.453.3030.1		96.453.3033.1		96.453.3034.1	
			4.0 m	96.453.4030.1		96.453.4033.1		96.453.4034.1	
			5.0 m	96.453.5030.1		96.453.5033.1		96.453.5034.1	
			6.0 m	96.453.6030.1		96.453.6033.1		96.453.6034.1	
	 Male	7.0 m	96.453.7030.1		96.453.7033.1		96.453.7034.1		
		8.0 m	96.453.8030.1		96.453.8033.1		96.453.8034.1		
Mains 250 V + dimming	L, N, ground, +, -	turquoise	1.0 m	96.453.1030.6		96.453.1033.6		96.453.1034.6	
	 Female	Cable: black	2.0 m	96.453.2030.6		96.453.2033.6		96.453.2034.6	
			3.0 m	96.453.3030.6		96.453.3033.6		96.453.3034.6	
			4.0 m	96.453.4030.6		96.453.4033.6		96.453.4034.6	
			5.0 m	96.453.5030.6		96.453.5033.6		96.453.5034.6	
			6.0 m	96.453.6030.6		96.453.6033.6		96.453.6034.6	
	 Male	7.0 m	96.453.7030.6		96.453.7033.6		96.453.7034.6		
		8.0 m	96.453.8030.6		96.453.8033.6		96.453.8034.6		
LV, signals, bus, 50 V	1, 2, 3, 4, 5	brown	1.0 m	Available on request		Available on request		Available on request	
	 Female	Cable: black	2.0 m						
			3.0 m						
			4.0 m						
			5.0 m						
			6.0 m						
	 Male	7.0 m							
		8.0 m							

# Cable assemblies, 4.0 mm<sup>2</sup>

			Extension cable		Connection cable		Connection cable		
			H05VV-F 5G4,0		H05VV-F 5G4,0		H05VV-F 5G4,0		
			Female – Male with locking device		Female – Free end with ultrasonically welded wire ends		Male – Free end with ultrasonically welded wire ends and locking device		
					Cable strip length: 35 mm Insulation strip length: 9 mm		Cable strip length: 35 mm Insulation strip length: 9 mm		
<div>Pre-assembled mains cables</div> <div></div> <div>ground = gn/yl N = bl 1 = br 2 = bk 3 = gray</div> <div>Cable<sup>1)</sup> in black Connector in black Screw technology</div>									
Application	Coding	Color	Length <sup>2)</sup>	Part No.	Std. Pack	Part No.	Std. Pack	Part No.	Std. Pack
Mains 250/400 V	3, ground, N, 2, 1  Female  Male	black  Cable: black	1.0 m	96.454.1000.1		96.454.1003.1		96.454.1004.1	
			2.0 m	96.454.2000.1		96.454.2003.1		96.454.2004.1	
			3.0 m	96.454.3000.1		96.454.3003.1		96.454.3004.1	
			4.0 m	96.454.4000.1		96.454.4003.1		96.454.4004.1	
			5.0 m	96.454.5000.1		96.454.5003.1		96.454.5004.1	
			6.0 m	96.454.6000.1		96.454.6003.1		96.454.6004.1	
			7.0 m	96.454.7000.1		96.454.7003.1		96.454.7004.1	
			8.0 m	96.454.8000.1		96.454.8003.1		96.454.8004.1	
Mains 250 V + dimming	L, N, ground, +, -  Female  Male	turquoise  Cable: black	1.0 m	96.454.1000.6		96.454.1003.6		96.454.1004.6	
			2.0 m	96.454.2000.6		96.454.2003.6		96.454.2004.6	
			3.0 m	96.454.3000.6		96.454.3003.6		96.454.3004.6	
			4.0 m	96.454.4000.6		96.454.4003.6		96.454.4004.6	
			5.0 m	96.454.5000.6		96.454.5003.6		96.454.5004.6	
			6.0 m	96.454.6000.6		96.454.6003.6		96.454.6004.6	
			7.0 m	96.454.7000.6		96.454.7003.6		96.454.7004.6	
			8.0 m	96.454.8000.6		96.454.8003.6		96.454.8004.6	
LV, signals, bus, 50 V	1, 2, 3, 4, 5  Female  Male	brown  Cable: black	1.0 m	Available on request		Available on request		Available on request	
			2.0 m						
			3.0 m						
			4.0 m						
			5.0 m						
			6.0 m						
			7.0 m						
			8.0 m						

<sup>1)</sup> Other cables available on request

<sup>2)</sup> Other lengths available on request