

## Features

- Low Loss
- Excellent Low Side Rejection
- Small Size


## Description

Surface mount, silver (Ag) coated ceramic filter. Developed for use in PCS infrastructure applications.

Weight: 2.1 grams typical

Material: Filter is composed of a ceramic block plated with Ag.

Filter complies with RoHS standards.



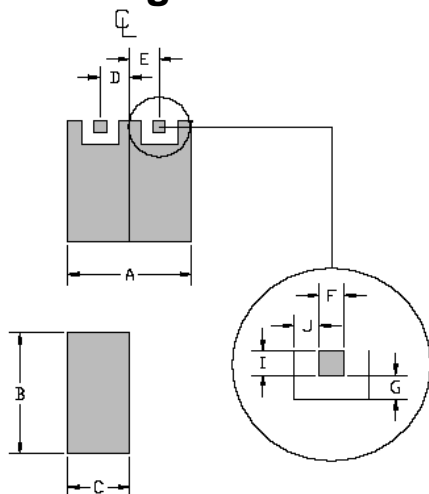
## Electrical Specifications

Parameter	Frequency (MHz)	Typical @ 25°C	Spec. @ 25°C
Passband Insertion Loss	1850-1910	1.7 dB	1.9 dB max
Passband Return Loss	1850-1910	14.5 dB	10.0 dB min
Attenuation	1574	35.0 dB	33.0 dB min
	1740	34.0 dB	26.0 dB min
	2018	16.5 dB	14.0 dB min
	2352	24.0 dB	21.0 dB min

Note: Supplier shall test each filter to the critical electrical specifications of the above table. Any subsequent audits may deviate from in value due to measurement repeatability among different test systems. Such deviations shall not exceed the following limits:

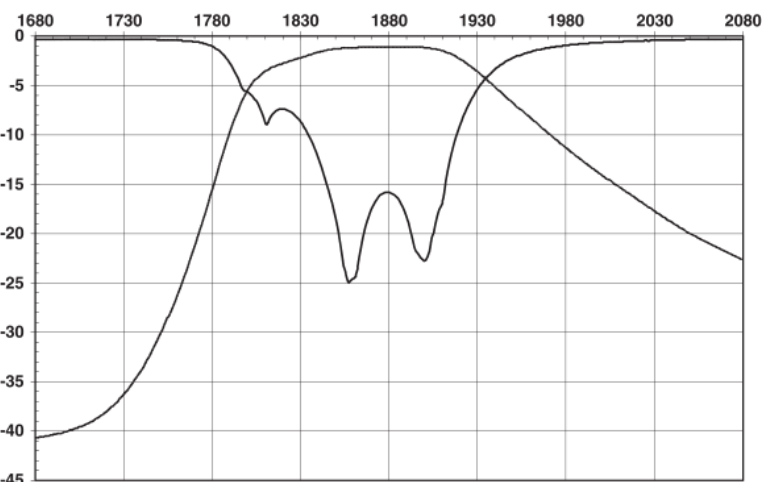
Specification Allowance	
Insertion Loss	0.1 dB
Return Loss	1.0 dB
Stopbands	1.0 dB

## Mechanical Drawing

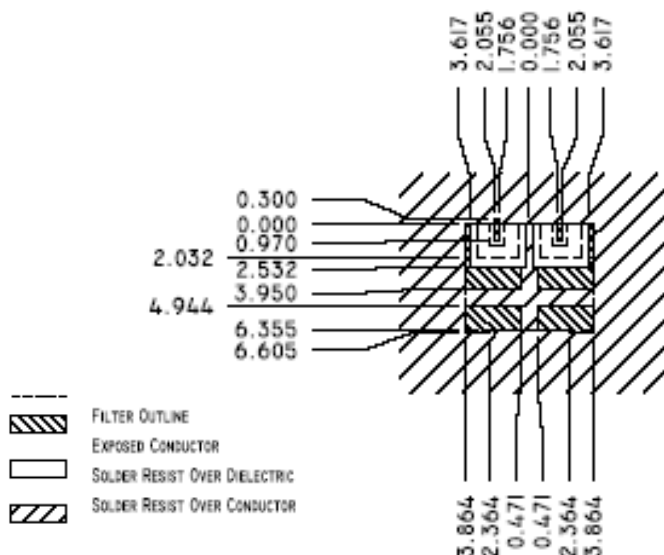


Dim	Nominal (mm)	Tolerance (mm) +/- or max
A	7.90	max
B	6.604	max
C	2.718	max
D	1.905	0.127
E	1.905	0.127
F	0.899	0.127
G	0.762	0.127
H		
I	1.27	0.127
J	0.762	0.127

## Electrical response



## PCB Layout



## Packaging and Marking

DIMENSION	UNITS	SPECIFICATION
REEL DIAMETER	mm	330
REEL WEIGHT	kg	2.7
REEL QUANTITY	ea.	1000

