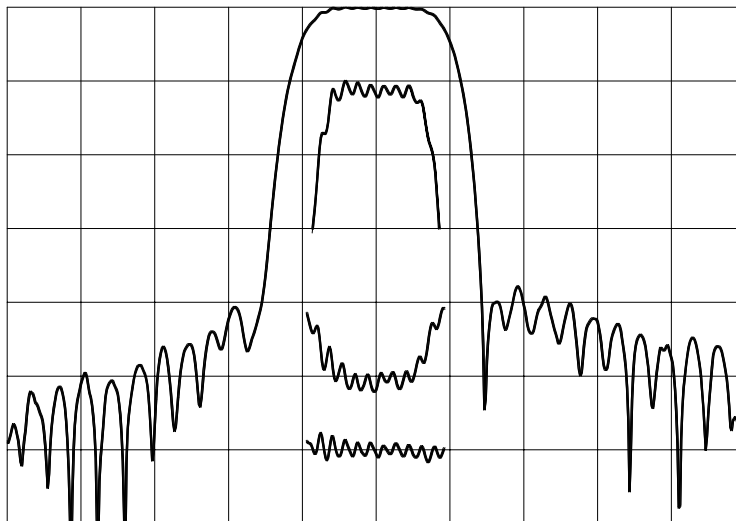




TYPICAL PERFORMANCE



Horizontal: 3 MHz/div

Vertical (from top):

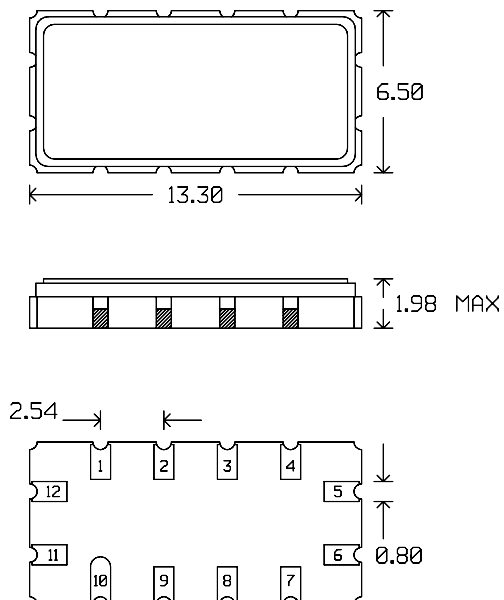
Magnitude 10,1 dB/div
Phase Deviation 5 deg/div
Group Delay Deviation 200 ns/div

SPECIFICATION

Parameter	Min	Typ	Max	Units
Center Frequency (Fc) ¹	69.8	70	70.2	MHz
Insertion Loss		7.3	8	dB
1 dB Bandwidth	4.35	4.7		MHz
3 dB Bandwidth	5	5.6		MHz
35 dB Bandwidth		8.7	9.3	MHz
Passband Ripple		0.65	1	dB
Phase Deviation from Linear ²		3	9.5	deg
Group Delay Variation ²		65	125	ns
Absolute Delay		0.96		μs
Substrate		LiNbO ₃		-
Temperature Coefficient of Frequency (Tc) ³		-90		ppm/°C
Ambient Temperature		25		°C
System Source and Load Impedance		50		Ω

- Notes: 1. Average of lower & upper 3 dB frequencies.
2. Evaluated over 80% of the 3 dB bandwidth.
3. Typical change of filter frequency response with temperature is $\Delta f/f_{ref} = (T - T_{ref}) * T_c$ ppm.

PACKAGE OUTLINE

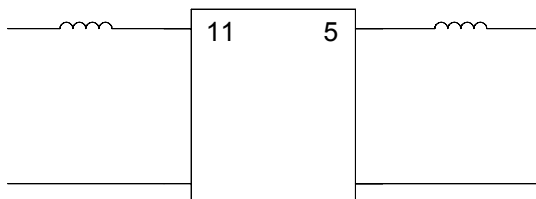


Units: mm

Pin Configuration:

Input: 11
Output: 5
Ground: 1,2,3,4,6,7,8,9,10,12

MATCHING CIRCUIT



Component values in 50 Ω : Ls1 = 180 nH
(Minimum Q = 45)

Ls2 = 150 nH

Notes

- Optimum component values may change depending on board layout. The values shown here are intended as a guide only.