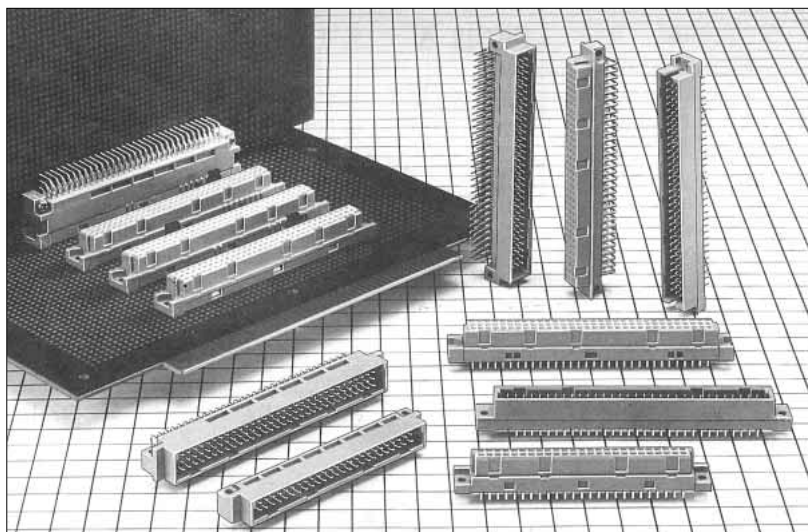


PCN10, 12, 13 Series (Product Compliant to DIN Standard: through hole, Wrapping Type)



PCN Series

■ Features

1. Compliant with DIN Standard

Comply with IEC603-2/DIN41612 standard.

2. Variation in number of contacts

10, 16, 20, 24, 28, 30, 32, 44, 48, 50, 64, 90, 96, 100, 128, and 144 contacts are available.

3. Two point contact construction

PCN10 and 12 series are constructed with high reliable double-sided two point contacts.

PCN13 series pursues after cost performance, and constructed with single sided two point contacts.

4. Broad applications

DIN standard types of B, C, R, and Q are available. The flux tight product is available. The easy lock pin type to prefix the board is available.

5. Stacking height variation

PCN10H series contains 25, 30, 35, 40 and 45mm stacking height.

6. Circuit protection function available

PCN10MC series utilizes a sequence structure for circuit protection function.

7. Cable connector


ID connector for ribbon cable is available.

The connector is prepared for crimping connection for AWC#26 to 30 cables.


■ Application

Control equipment, exchange, measuring instruments etc.

Double-sided two point Contact System



Single-sided two point Contact System



Stacking Connector



Product Specifications

Rating	Current rating: 2A Voltage rating: 300V AC	Operating Temperature Range: -55 to +85℃ (Note 1) Operating Humidity Range: 85% max	Storage Temperature Range: -10 to +60℃ (Note 2) Storage Humidity Range: 40 to 70% (Note 2)
--------	---	--	---

Item	Specification	Condition
1.Insulation Resistance	10 ⁹ M ohms	100V DC
2.Withstanding Voltage	No flashover or insulation breakdown.	1000V AC (insulation displacement, crimping type: 650V AC) /1 minute.
3.Contact Resistance	20m ohms max.	0.1A
4.Vibration	No electrical discontinuity of 10μs or more	Frequency: 10 to 55 Hz, single amplitude of 0.75 mm, 2 hours in each of the 3 directions.
5.Humidity(Steady state)	Insulation resistance : 10 ⁹ M ohms min.	96 hours at temperature of 40℃ and humidity of 90% to 95%
6.Temperature Cycle	No damage, cracks, or parts looseness.	(-65℃ : 30 minutes→15 to 35℃: 5 minutes max.→ 125℃ : 30 minutes→15 to 35℃: 5 minutes max.) 5 cycles
7.Durability (Mating/un-mating)	Contact resistance : 20m ohms max.	500 cycles
8.Resistance to Soldering heat	No deformation of components affecting performance.	Manual soldering: 300℃ for 3 seconds

Note 1: Includes temperature rise caused by current flow.
 Note 2: The term "storage" refers to products stored for long period of time prior to mounting and use. Operating Temperature Range and Humidity range covers non conducting condition of installed connectors in storage, shipment or during transportation.
 Note 3. Information contained in this catalog represents general requirements for this Series. Contact us for the drawings and specifications for a specific part number shown.

Material

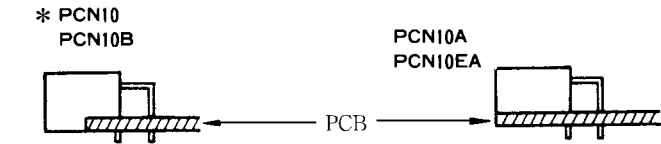
Parts		Material	Finish	Remarks
Insulator		PBT	Gray	UL94V-0
Contact	Pin header	Brass	Contact area: Gold plated	_____
	Receptacle	Copper alloy	Remainer: Tin plated	_____

Ordering Information

●PCN 10 Series

PCN10 A - * P - 2.54 DS
 ① ② ③ ④ ⑤ ⑥

① Series Name : PCN10	③ Number of contacts: 2-row : 16, 20, 24, 32, 44, 50, 64, 90, 100 3-row : 48, 96, 144 4-row : 128
② Blank } A } mold type (as listed below) B } C : Flux prevention type (DSA only) D : Rack installation type EA : With Board prefixed lock pin H : Stacking height 35mm type HA : Stacking height 30mm type HB : Stacking height 25mm type HC : Stacking height 45mm type HD : Stacking height 40mm type MC : Circuit Protection function type	④ Connector type : P : Pin header : S : Receptacle
	⑤ Contact pitch : 2.54mm
	⑥ Contact type DS : Right angle through hole type DSA : Straight through hole type WA : Wrapping type (0.5tx0.7W) WB : Wrapping type (0.5tx0.5W) R : Insulation displacement type C : Crimping type



* The receptacle double-row right angle type indicates the type of PCN10A type.

PCN Series Product Compliant to DIN 41612/EC603-2 Standard

●PCN 12 Series (Plug)

PCN12 **A** - ***** **P** - **2.54** **DS**

① ② ③ ④ ⑤ ⑥

① Series name : PCN12	③ Number of contacts : 2-row: 10, 16, 20, 24, 28, 32, 44, 50, 64, 90, 100 3-row: 96
② No symbol : DIN standard type C (96 Contacts) A : Original type E-EA : With board prefixed lock pin type	④ P : Plug
	⑤ Contact pitch : 2.54mm
	⑥ Contact type : DS: Right angle through hole type

●PCN 12E-*S-2.54 DSA(Socket)

PCN12 **E** - ***** **S** - **2.54** **DSA**

① ② ③ ④ ⑤ ⑥

① Series name : PCN12	④ S : Socket
② No symbol : Standard type E : With board prefixed lock pin type	⑤ Contact pitch : 2.54mm
③ Number of contacts : 2-row: 10, 16, 20, 28, 32, 44, 50, 64, 90, 100 3-row: 96	⑥ Contact type : DSA: Straight through hole type

●PCN 13E-*S-2.54 DSA (Socket)

PCN13 **E** - ***** **S** - **2.54** **DSA**

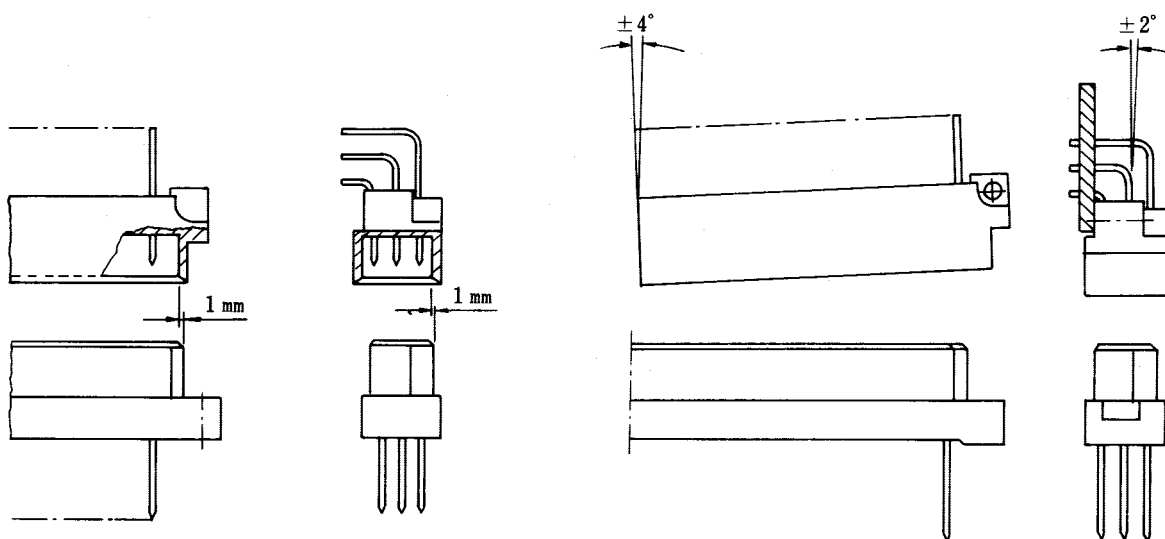
① ② ③ ④ ⑤ ⑥

① Series name : PCN13	④ S : Socket
② No symbol : Standard type E : With board prefixed easy pin type	⑤ Contact pitch : 2.54mm
③ Number of contacts : 2-row: 10, 16, 20, 30, 32, 44, 50, 64, 90, 100 3-row: 48, 96	⑥ Contact style : DS: Right angle through hole type : DSA: Straight through hole type

*PCN13 series are only socket type.
 PCN10 and 12 series are mating connectors.

◆DIN Connector Mating Condition

DIN connectors of Hirose should be used under conditions as illustrated below.



◆ Contact numbers

According to the inter-combination with DIN standard type C (type B) and type R (type Q), the contact numbers and row numbers represent contact No. (No.1 to 32) and row No. (a, b, c).

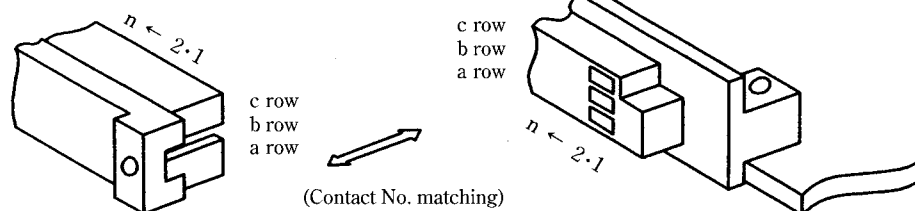

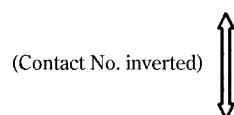
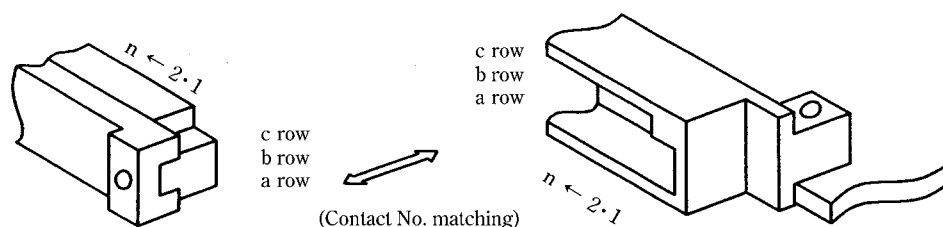
- DIN standard type C and type R represent the 3-row 96 contacts type, including 32 contacts in single-row.
- DIN standard type B and type Q represent the 2-row 64 contacts type, including 32 contacts in single-row.

① Receptacle straight type

Type C (Type B)

② Pin header right angle type

Type C (Type B)



③ Pin header straight type

Type R (Type Q)

④ Receptacle right angle type

Type R (Type Q)

Note: The DIN connector is basically standardized in combination with straight and right angle types. As shown above in illustrationss;

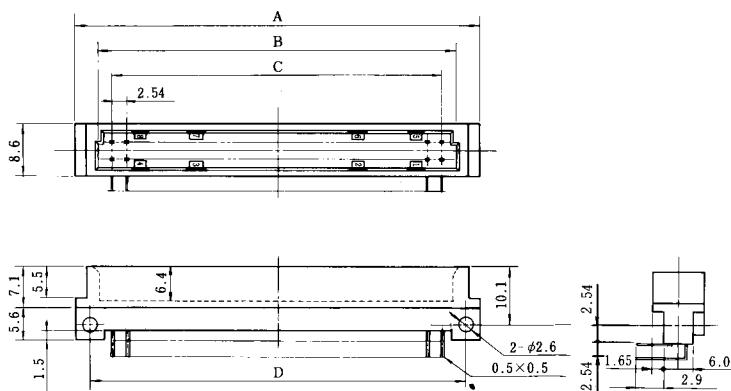
The contact numbers is matched in combination with (1)-(2) and (3)-(4), while the contact numbers are inverted in combination with (1)-(2) and (3)-(4).

PCN10 Series

Pin Header: 2-row Right Angle Type (DIN standard type B)

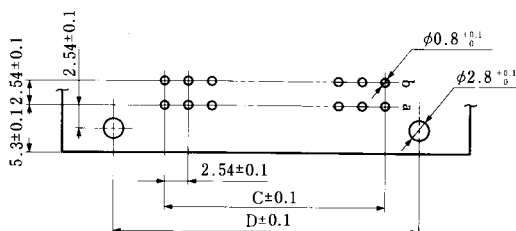


PCN10-*P-2.54DS(72)



Unit:mm

PCB mounting pattern

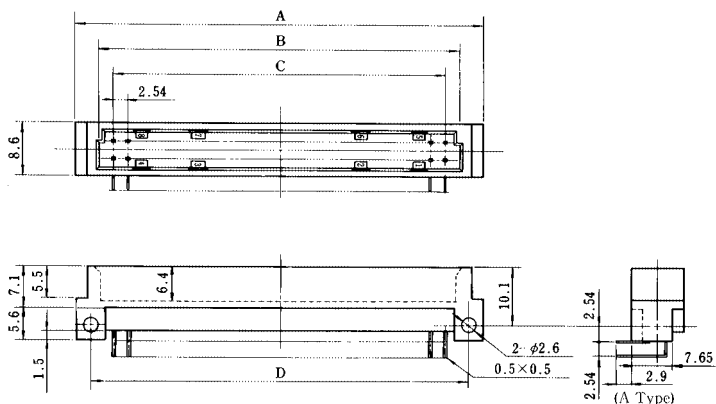


Part Number	CL No.	Number of Contacts	A	B	C	D	RoHS
PCN10- 16P-2.54DS(72)	CL583-0230-9-72	16	33.04	24.39	17.78	27.94	YES
PCN10- 20P-2.54DS(72)	CL583-0077-3-72	20	38.12	29.47	22.86	33.02	
PCN10- 32P-2.54DS(72)	CL583-0015-6-72	32	53.36	44.71	38.1	48.26	
PCN10- 44P-2.54DS(72)	CL583-0038-1-72	44	68.6	59.95	53.34	63.5	
PCN10- 50P-2.54DS(72)	CL583-0016-9-72	50	76.22	67.57	60.96	71.12	
PCN10- 64P-2.54DS(72)	CL583-0017-1-72	64	94	85.35	78.74	88.9	
PCN10- 90P-2.54DS(72)	CL583-0018-4-72	90	127.02	118.37	111.76	121.92	
PCN10-100P-2.54DS(72)	CL583-0113-5-72	100	139.72	131.07	124.46	134.62	

Pin Header: 2-row Right Angle Type

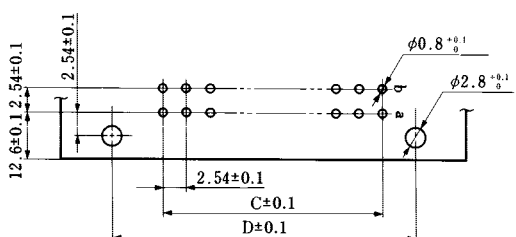


PCN10A-*P-2.54DS(72)



Unit:mm

PCB mounting pattern



Part Number	CL No.	Number of Contacts	A	B	C	D	RoHS
PCN10A- 16P-2.54DS(72)	CL583-0231-1-72	16	33.04	24.39	17.78	27.94	YES
PCN10A- 20P-2.54DS(72)	CL583-0078-6-72	20	38.12	29.47	22.86	33.02	
PCN10A- 32P-2.54DS(72)	CL583-0011-5-72	32	53.36	44.71	38.1	48.26	
PCN10A- 44P-2.54DS(72)	CL583-0039-4-72	44	68.6	59.95	53.34	63.5	
PCN10A- 50P-2.54DS(72)	CL583-0012-8-72	50	76.22	67.57	60.96	71.12	
PCN10A- 64P-2.54DS(72)	CL583-0013-0-72	64	94	85.35	78.74	88.9	
PCN10A- 90P-2.54DS(72)	CL583-0014-3-72	90	127.02	118.37	111.76	121.92	
PCN10A-100P-2.54DS(72)	CL583-0114-8-72	100	139.72	131.07	124.46	134.62	

PCN Series Product Compliant to DIN41612/EC603-2 Standard

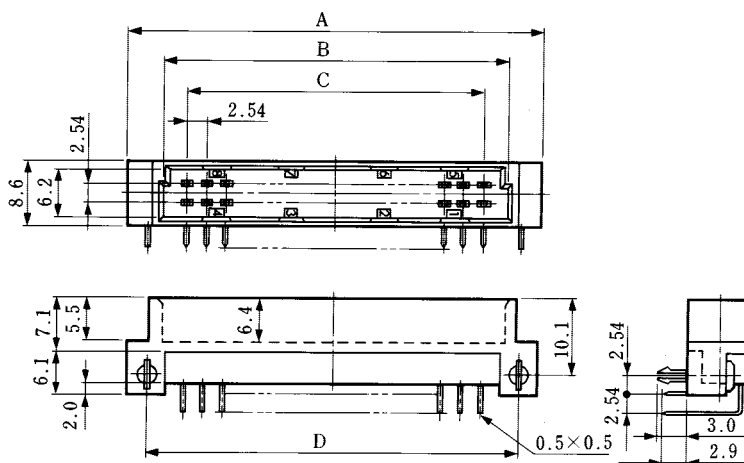
■Pin Header: 2-row Right Angle Type

●With Board prefixed lock pin



PCN10EA*P-2.54DS(72)


- The PCB mounting pattern is equivalent to PCN10A*P-2.54DS. (Refer to page A19.)



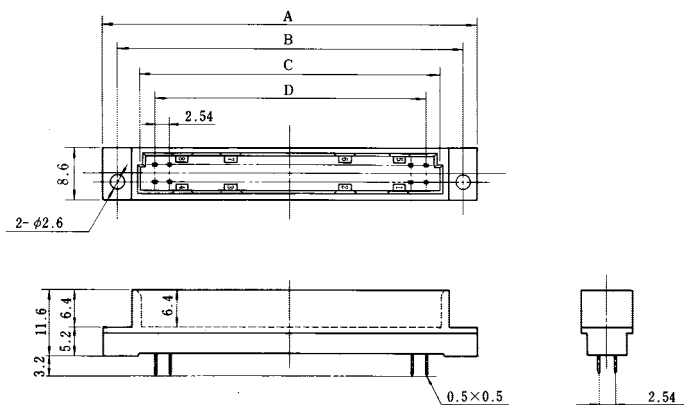
Unit:mm

Part Number	CL No.	Number of Contacts	A	B	C	D	RoHS
PCN10EA- 16P-2.54DS(72)	CL583-0256-2-72	16	33.04	24.39	17.78	27.94	YES
PCN10EA- 20P-2.54DS(72)	CL583-0181-5-72	20	38.12	29.47	22.86	33.02	
PCN10EA- 32P-2.54DS(72)	CL583-0182-8-72	32	53.36	44.71	38.1	48.26	
PCN10EA- 44P-2.54DS(72)	CL583-0183-0-72	44	68.6	59.95	53.34	63.5	
PCN10EA- 50P-2.54DS(72)	CL583-0184-3-72	50	76.22	67.57	60.96	71.12	
PCN10EA- 64P-2.54DS(72)	CL583-0185-6-72	64	94	85.35	78.74	88.9	
PCN10EA- 90P-2.54DS(72)	CL583-0186-9-72	90	127.02	118.37	111.76	121.92	
PCN10EA-100P-2.54DS(72)	CL583-0187-1-72	100	139.72	131.07	124.46	134.62	

■Pin Header: 2-row Straight Type



PCN10-*P-2.54DSA(72)

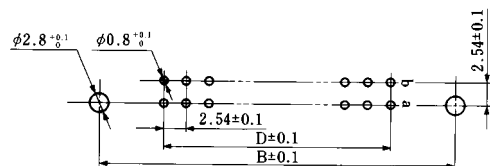


*Type Q differs in the outer dimensions and PCB mounting pattern.

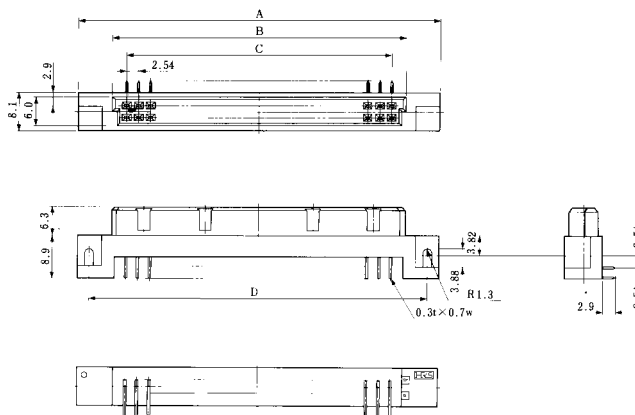

Unit:mm

Part Number	CL No.	Number of Contacts	A	B	C	D	RoHS
PCN10- 20P-2.54DSA(72)	CL583-0139-9-72	20	43.3	38.1	29.47	22.86	YES
PCN10- 32P-2.54DSA(72)	CL583-0007-8-72	32	58.54	53.34	44.71	38.1	
PCN10- 44P-2.54DSA(72)	CL583-0488-8-72	44	73.78	68.58	59.95	53.54	
PCN10- 50P-2.54DSA(72)	CL583-0008-0-72	50	81.4	76.2	67.57	60.96	
PCN10- 64P-2.54DSA(72)	CL583-0009-3-72	64	99.18	93.98	85.35	78.74	
PCN10- 90P-2.54DSA(72)	CL583-0010-2-72	90	132.2	127	118.37	111.76	
PCN10-100P-2.54DSA(72)	CL583-0251-9-72	100	144.9	139.7	131.07	124.46	

◆PCB mounting pattern

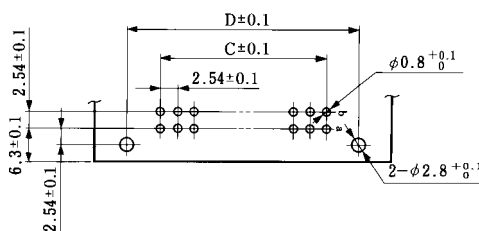


■Receptacle: 2-row Right Angle Type



*Type Q differs in the external size and PCB mounting pattern.

◆PCB mounting pattern

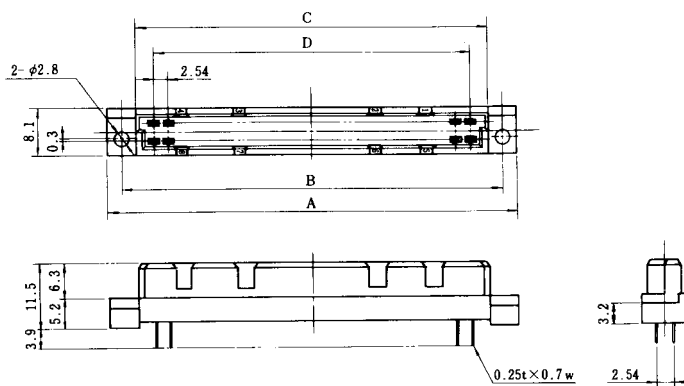



Note

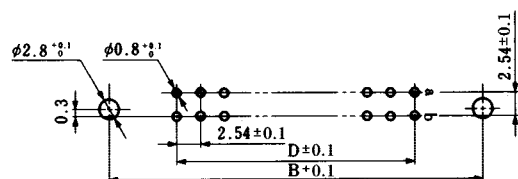
Unit:mm							
Part Number	CL No.	Number of Contacts	A	B	C	D	RoHS
PCN10C- 20S-2.54DS(72)	CL583-0201-0-72	20	43.1	29.12	22.86	38.1	YES
PCN10C- 32S-2.54DS(72)	CL583-0202-3-72	32	58.34	44.36	38.1	53.34	
PCN10C- 44S-2.54DS(72)	CL583-0052-2-72	44	73.58	59.6	53.34	68.58	
PCN10C- 50S-2.54DS(72)	CL583-0168-7-72	50	81.2	67.22	60.96	76.2	
PCN10C- 60S-2.54DS(72)	CL583-0174-0-72	60	93.9	79.92	73.66	88.9	
PCN10C- 64S-2.54DS(72)	CL583-0203-6-72	64	98.98	85	78.74	93.98	
PCN10C- 90S-2.54DS(72)	CL583-0204-9-72	90	132	118.02	111.76	127	
PCN10C-100S-2.54DS(72)	CL583-0178-0-72	100	144.7	130.72	124.46	139.7	

Note: DIN standard type Q (Reverse type of type B) indicates PCN10B-64S-2.54DS(72).

■Receptacle: 2-row Straight Type (DIN standard type B)



◆PCB mounting pattern

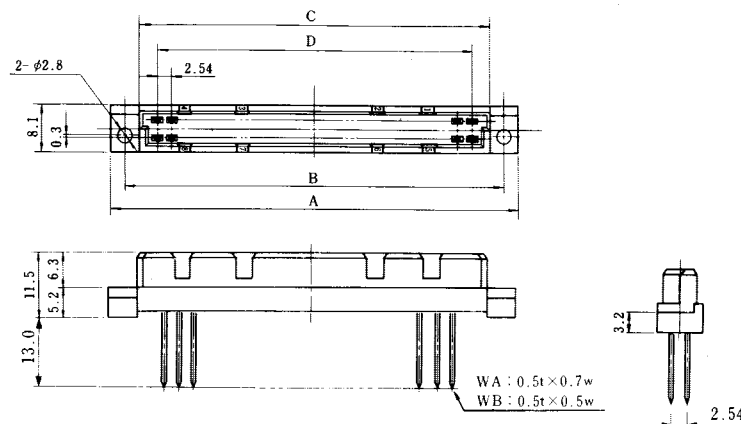



Unit:mm

Part Number	CL No.	Number of Contacts	A	B	C	D	RoHS
PCN10-32S-2.54DSA(72)	CL583-0019-7-72	32	54.36	49.36	44.36	38.1	YES
PCN10-50S-2.54DSA(72)	CL583-0020-6-72	50	77.22	72.22	67.22	60.96	
PCN10-64S-2.54DSA(72)	CL583-0021-9-72	64	95	90	85	78.74	

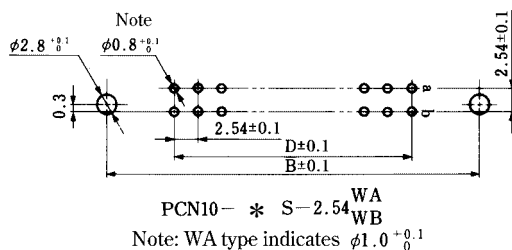
PCN Series Product Compliant to DIN 41612/EC605-2 Standard

■Receptacle: 2-row Wrapping Type (DIN standard type B)



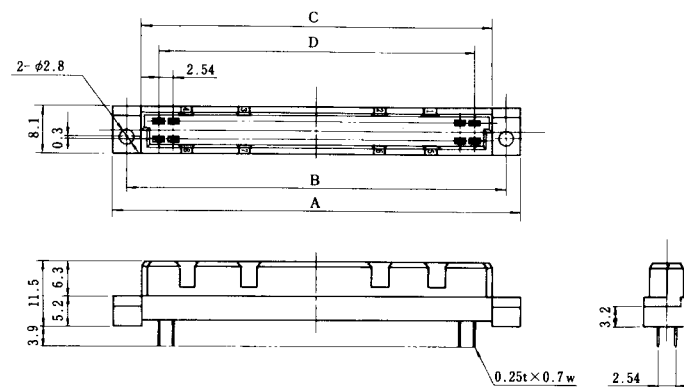

Unit:mm

◆PCB mounting pattern



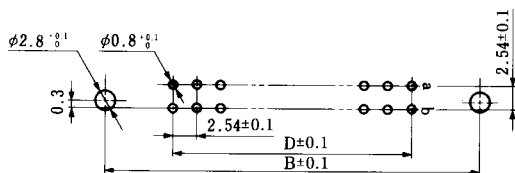
Part Number	CL No.	Number of Contacts	A	B	C	D	RoHS
PCN10-32S-2.54WA(72)	CL583-0107-2-72	32	54.36	49.36	44.36	38.1	YES
PCN10-32S-2.54WB(72)	CL583-0067-0-72	32	54.36	49.36	44.36	38.1	
PCN10-50S-2.54WA(72)	CL583-0108-5-72	50	77.22	72.22	67.22	60.96	
PCN10-50S-2.54WB(72)	CL583-0068-2-72	50	77.22	72.22	67.22	60.96	
PCN10-64S-2.54WA(72)	CL583-0109-8-72	64	95	90	85	78.74	
PCN10-64S-2.54WB(72)	CL583-0069-5-72	64	95	90	85	78.74	

■Flux Prevention Type (DIN standard type B)



Unit:mm

◆PCB mounting pattern



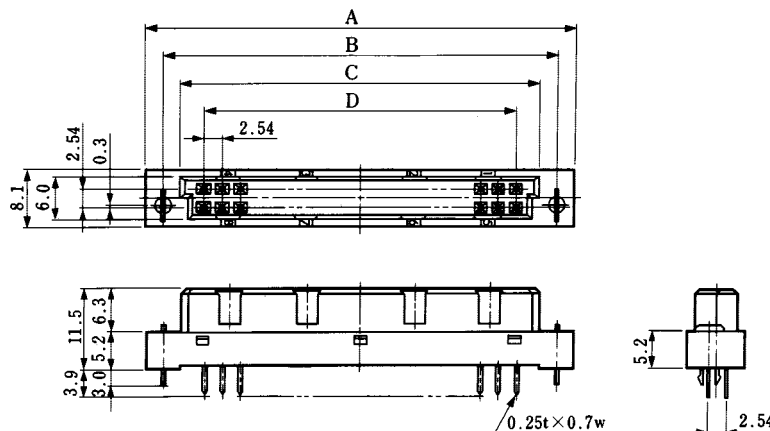
Part Number	CL No.	Number of Contacts	A	B	C	D	RoHS
PCN10C- 16S-2.54DSA(72)	CL583-0226-1-72	16	34.04	29.04	24.04	17.78	YES
PCN10C- 20S-2.54DSA(72)	CL583-0079-9-72	20	39.12	34.12	29.12	22.86	
PCN10C- 32S-2.54DSA(72)	CL583-0033-8-72	32	54.36	49.36	44.36	38.1	
PCN10C- 44S-2.54DSA(72)	CL583-0034-0-72	44	69.6	64.6	59.6	53.34	
PCN10C- 50S-2.54DSA(72)	CL583-0035-3-72	50	77.22	72.22	67.22	60.96	
PCN10C- 64S-2.54DSA(72)	CL583-0036-6-72	64	95	90	85	78.74	
PCN10C- 90S-2.54DSA(72)	CL583-0037-9-72	90	128.02	123.02	118.02	111.76	
PCN10C-100S-2.54DSA(72)	CL583-0112-2-72	100	140.72	135.72	130.72	124.46	

■Board Prefixed Lock Pin Type (DIN standard type B)

●Flux prevention type



PCN10EA*S-2.54DSA(72)




- The PCB mounting pattern is equivalent to PCN10-*P-2.54DSA and PCN10C-*P-2.54DSA.
 (Refer to catalog page A21 and A22.)

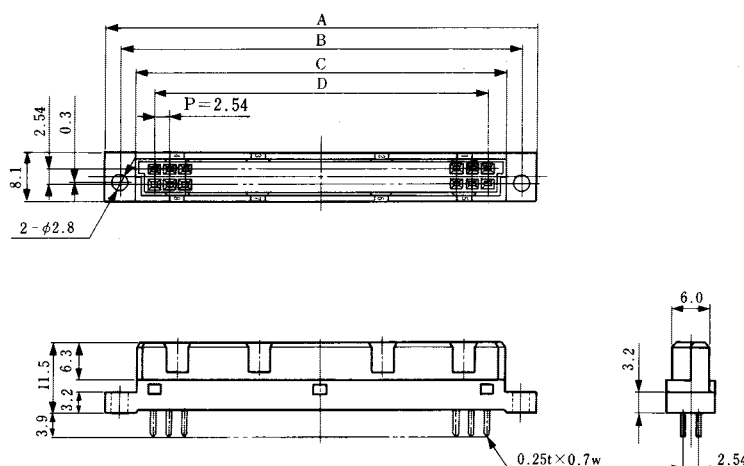
Unit:mm

Part Number	CL No.	Number of Contacts	A	B	C	D	RoHS
PCN10EA- 20S-2.54DSA(72)	CL583-0188-4-72	20	39.12	34.12	29.12	22.86	YES
PCN10EA- 32S-2.54DSA(72)	CL583-0189-7-72	32	54.36	49.36	44.36	38.1	
PCN10EA- 44S-2.54DSA(72)	CL583-0190-6-72	44	69.6	64.6	59.6	53.34	
PCN10EA- 50S-2.54DSA(72)	CL583-0191-9-72	50	77.22	72.22	67.22	60.96	
PCN10EA- 64S-2.54DSA(72)	CL583-0192-1-72	64	95	90	85	78.74	
PCN10EA- 90S-2.54DSA(72)	CL583-0193-4-72	90	128.02	123.02	118.02	111.76	
PCN10EA-100S-2.54DSA(72)	CL583-0194-7-72	100	140.72	135.72	130.72	124.46	

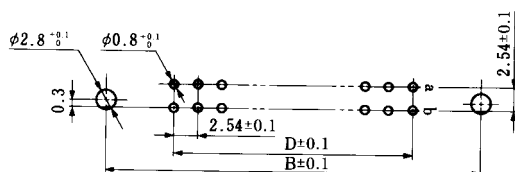
■Receptacle: 2-row Straight Type (Rack installation type)



PCN10D*S-2.54DSA(72)



◆PCB mounting pattern



Unit:mm

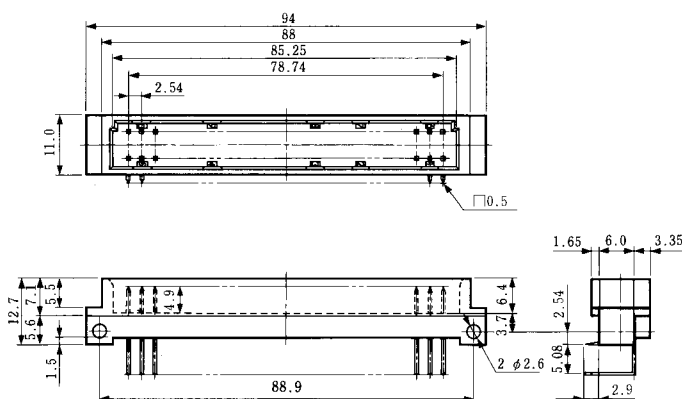
Part Number	CL No.	Number of Contacts	A	B	C	D	RoHS
PCN10D-50S-2.54DSA(72)	CL583-0055-0-72	50	77.22	72.22	67.22	60.96	YES
PCN10D-64S-2.54DSA(72)	CL583-0056-3-72	64	95	90	85	78.74	
PCN10D-90S-2.54DSA(72)	CL583-0057-6-72	90	128.02	123.02	118.02	111.76	

■Pin Header: Right Angle Type

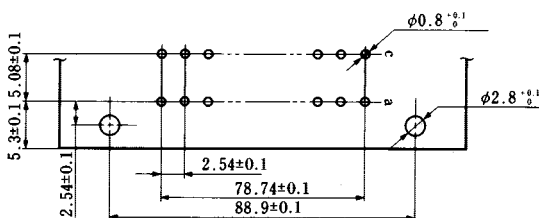
PCN10-64ACP-2.54DS(72)
CL583-0046-0-72



RoHS Compliant



◆PCB mounting pattern

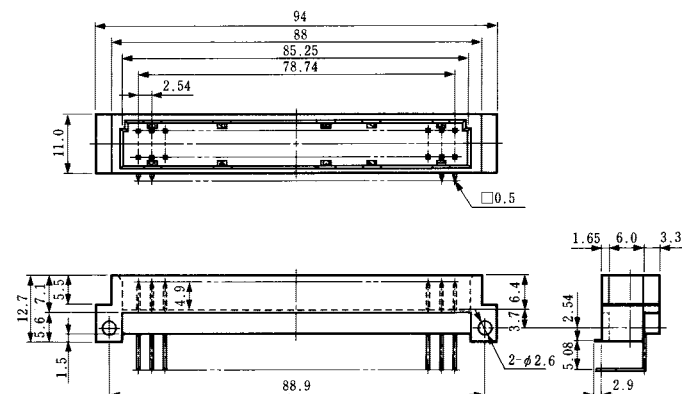


■Pin Header: Right Angle Type

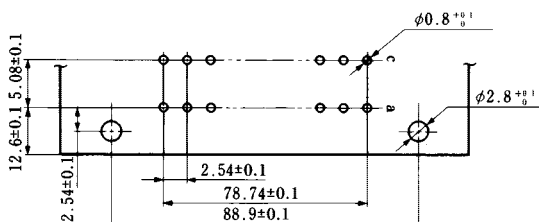
PCN10A-64ACP-2.54DS(72)
CL583-0032-5-72



RoHS Compliant



◆PCB mounting pattern



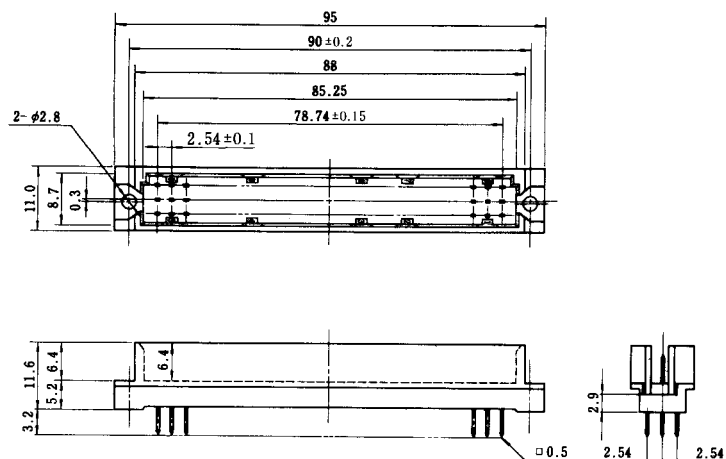
PCN Series Product Compliant to DIN41612/EC605-2 Standard

■Pin Header: 3-row Straight Type (DIN standard type R)

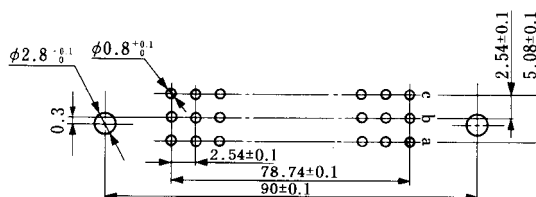
PCN10-96P-2.54DSA(72)
CL583-0002-4-72



RoHS Compliant



◆PCB mounting pattern

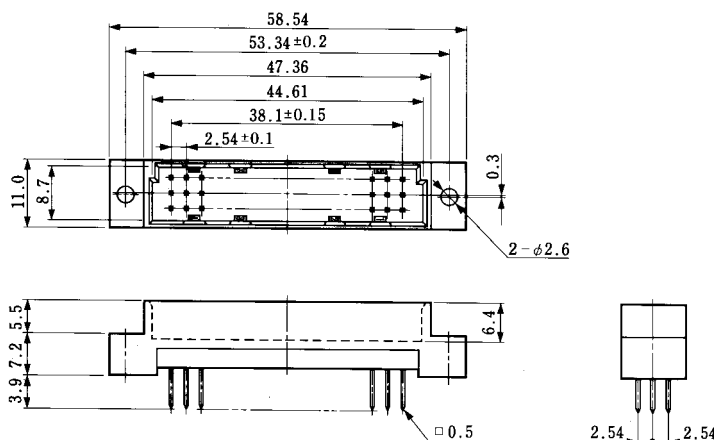


■Pin Header: 3-row Straight Type

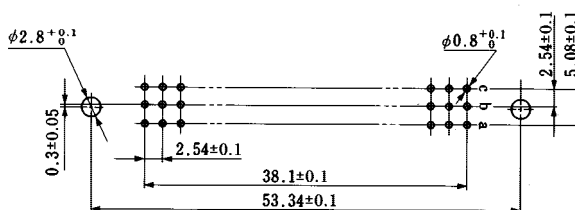
PCN10-48P-2.54DSA(72)
CL583-0104-4-72



RoHS Compliant




◆PCB mounting pattern

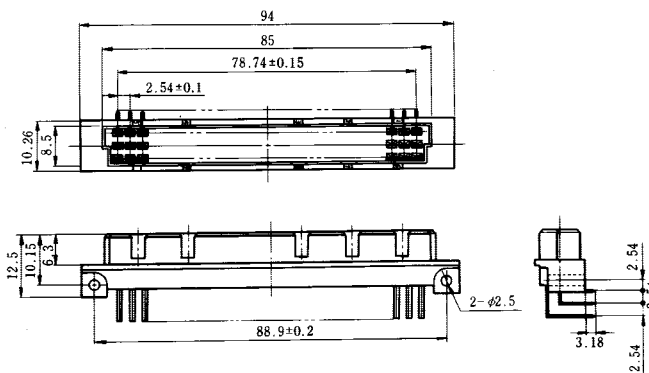


■Receptacle: 3-row Right Angle Type

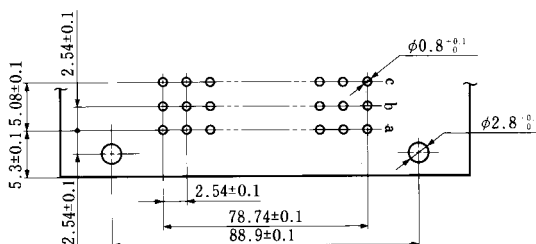
PCN10A-96S-2.54DS(72)
CL583-0027-5-72



RoHS Compliant




◆PCB mounting pattern

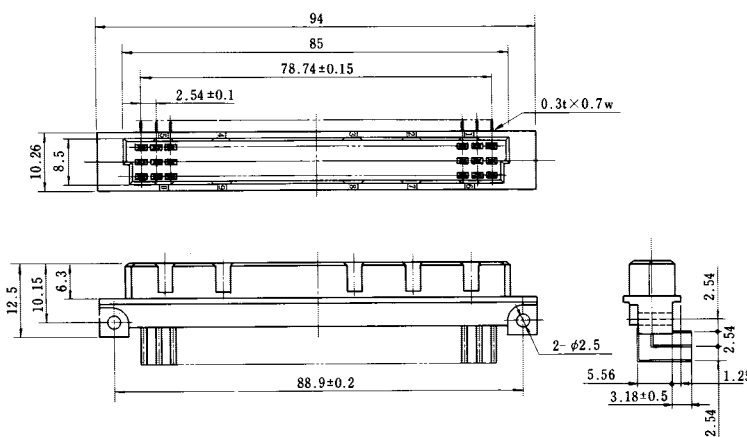


■Receptacle: 3-row Right Angle Type(DIN standard type R)

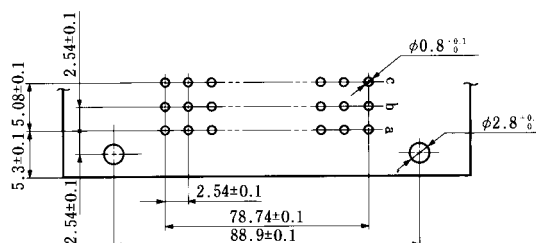
PCN10B-96S-2.54DS(72)
CL583-0004-0-72



RoHS Compliant



◆PCB mounting pattern



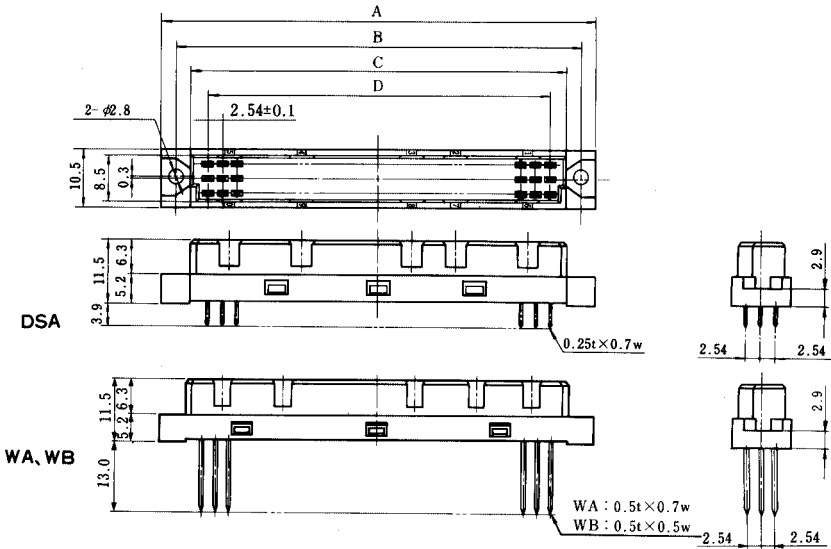
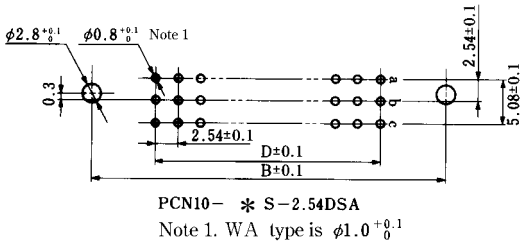
PCN Series Product Compliant to DIN41612/EC603-2 Standard

■Receptacle: 3-row Straight Type(DIN standard type C)



PCN10*S-2.54DSA(72)

◆PCB mounting pattern




The 48 contact type contains guide key grooves at 8 points.

Unit:mm

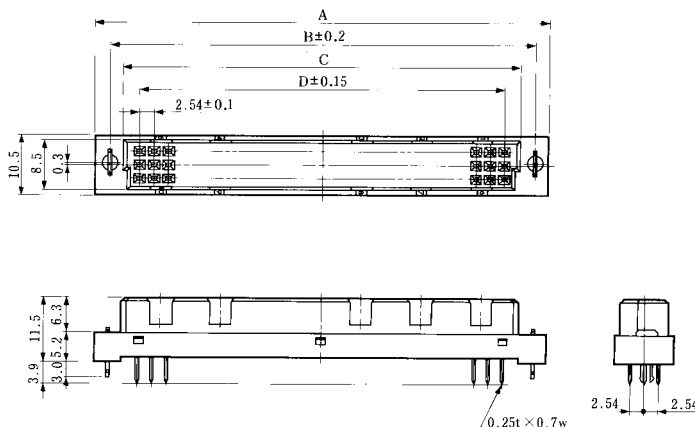
Part Number	CL No.	Number of Contacts	A	B	C	D	RoHS
PCN10-48S-2.54DSA(72)	CL583-0065-4-72	48	54.36	50	44.36	38.1	YES
PCN10-96S-2.54DSA(72)	CL583-0003-7-72	96	95	90	85	78.74	
PCN10-96S-2.54WA(72)	CL583-0085-1-72	96	95	90	85	78.74	
PCN10-96S-2.54WB(72)	CL583-0071-7-72	96	95	90	85	78.74	

■Receptacle: 3-row Straight Type(DIN standard type C)

●With Board prefixed lock pin



PCN10EA*S-2.54DSA(72)



Note: The PCB mounting pattern is equivalent to PCN10-*S-2.54DSA(72).
 (Refer to catalog page A21.)


Unit:mm

Part Number	CL No.	Number of Contacts	A	B	C	D	RoHS
PCN10EA-48S-2.54DSA(72)	CL583-0195-0-72	48	54.36	50	44.36	38.1	YES
Note PCN10EA-96S-2.54DSA(72)	CL583-0180-2-72	96	95	90	85	78.74	

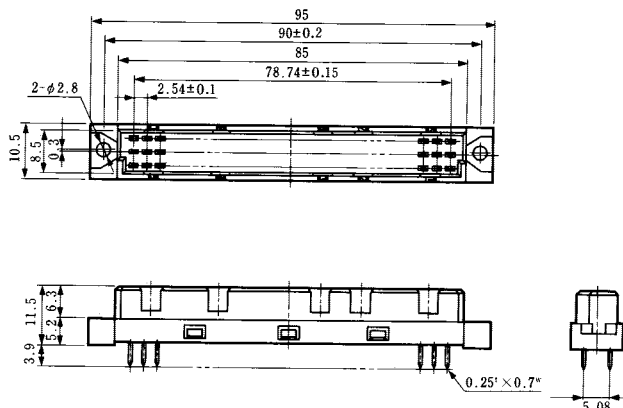
Note: Flux prevention type

■Receptacle: Straight Type

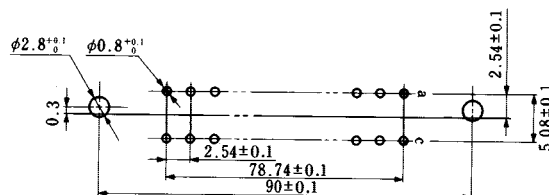
PCN10-64ACS-2.54DSA(72)
 CL583-0044-4-72



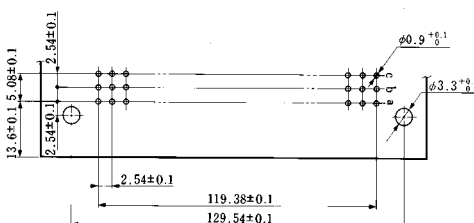
RoHS Compliant



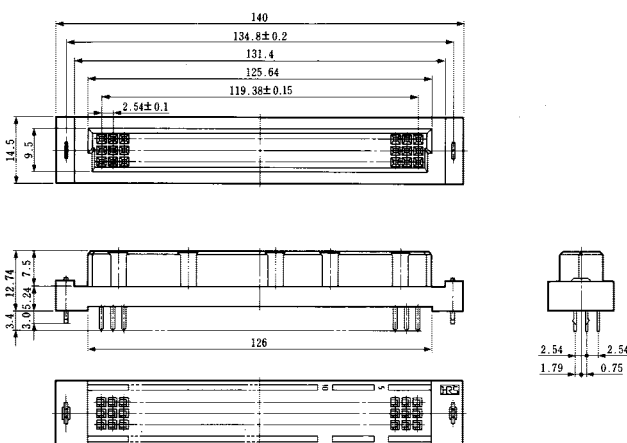
◆PCB mounting pattern



- With Board prefixed lock pin



●Board prefixed lock pin attached



PCB mounting pattern


Technical drawing of a shaft assembly. The drawing shows a shaft with a diameter of $\phi 3.3^{+0.1}_0$ at the left end and a diameter of $\phi 0.9^{+0.1}_0$ at the right end. The shaft is supported by bearings. The distance from the left end to the first bearing is 0.75 ± 0.05 . The distance between the two bearings is 119.38 ± 0.1 . The distance from the second bearing to the right end is 2.54 ± 0.1 . The total length of the shaft is 134.8 ± 0.1 . The right end has a diameter of 2.54 ± 0.1 and a distance of 5.08 ± 0.1 from the right end to the center of the shaft.

HRS A31

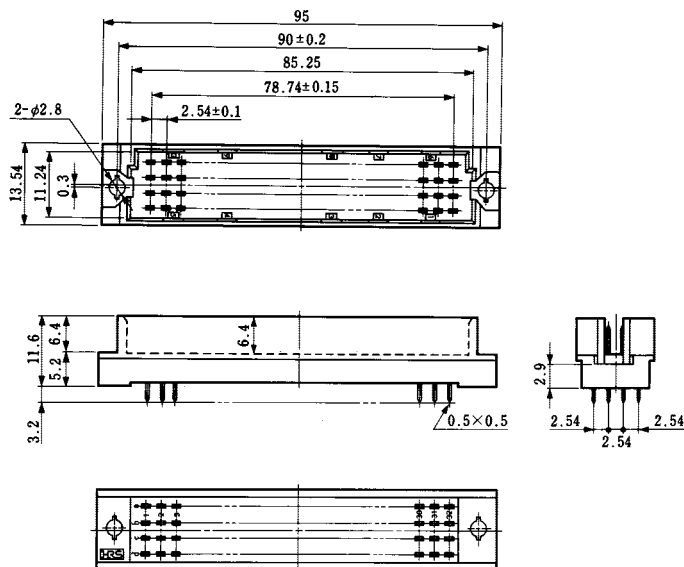
PCN Series Product Compliant to DIN41612/EC605-2 Standard

Pin Header: 4-row Straight Type

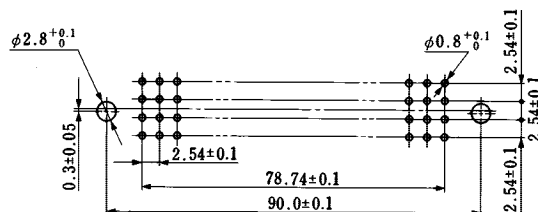
PCN10-128P-2.54DSA(72)
 CL583-0215-5-72



RoHS Compliant



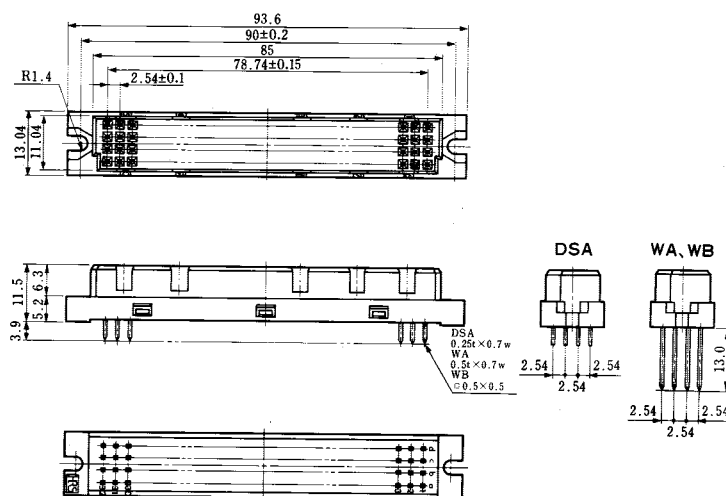
PCB mounting pattern



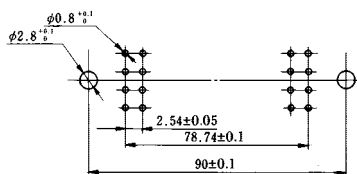
Receptacle: 4-row Straight Type



PCN10-128S-2.54DSA(72)



PCB mounting pattern



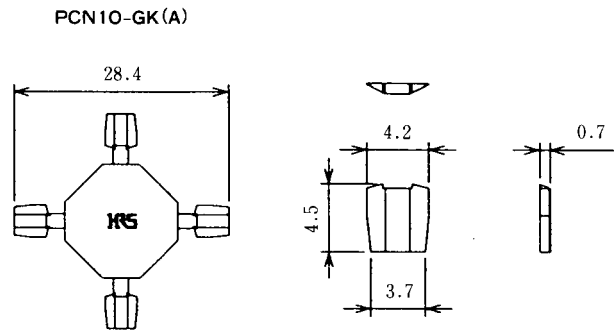
* WA is φ1.25

Unit:mm

Part Number	CL No.	Number of Contacts	RoHS
PCN10-128S-2.54DSA(72)	CL583-0089-2-72	128	YES
PCN10-128S-2.54WA(72)	CL583-0090-1-72	128	
PCN10-128S-2.54WB(72)	CL583-0091-4-72	128	

PCN Series Product Compliant to DIN 41612/EC603-2 Standard

■Polarizing Key



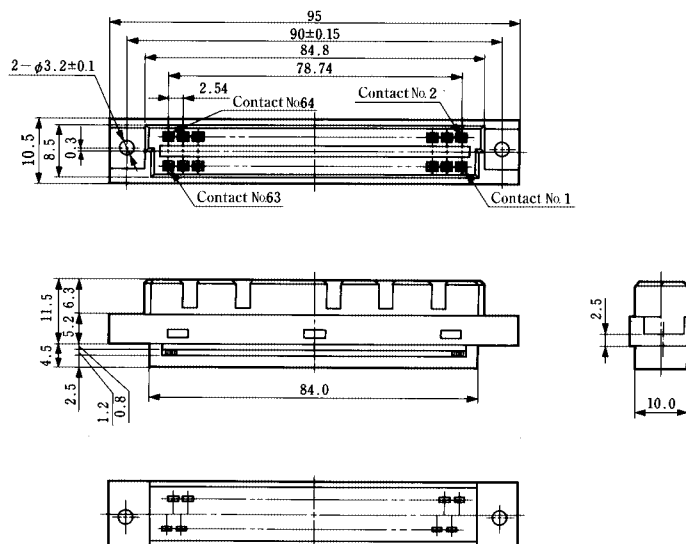
Part Number	CL No.	Material	RoHS
PCN10-GK(A)	583-0269-4	PBT, black	YES

Note: Using the polarizing key prevents connector mis-insertion in the board.
Insert the polarizing key in both connectors on the receptacle side and header side.
Insert the polarizing key so as to hit the mold bottom.

Ribbon Cable Connector Compliant with DIN Standard

■Cable Insulation displacement Connector

PCN10-64S-2.54R(52)
 CL583-0030-0-52



■Insulation displacement Tool

●Guide plate for insulation displacement + pressing block

PCN10-GPB64
 CL550-0168-6



●Hi-Flex connection press




Part Number	CL No.	Height	Width	Depth	Weight
Hi-Flex connection press HHP502	550-0082-2	440mm	160mm	350mm	13kg

PCN Series Product Compliant to DIN 41612/IEC603-2 Standard

Crimping Connector Compliant with DIN Standard

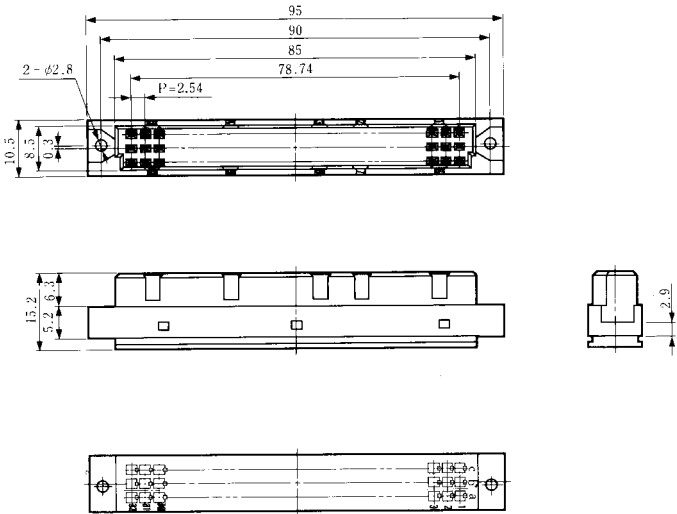
3-row Type

PCN10-96S-2.54C
CL583-0100-3




RoHS Compliant

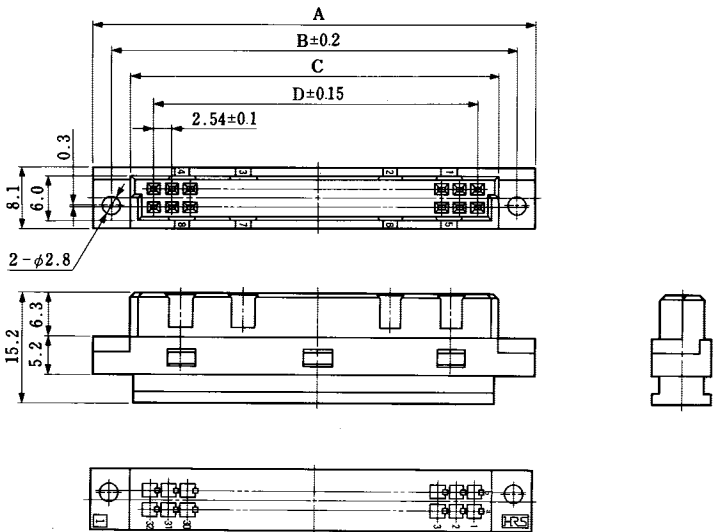
Current rated	2A	ID type	1A
		Crimping type	AWG#26 2A AWG#28-30 1A
Voltage rated	300V AC	(Crimping type 200V AC)	



2-row Type



PCN10-*S-2.54C

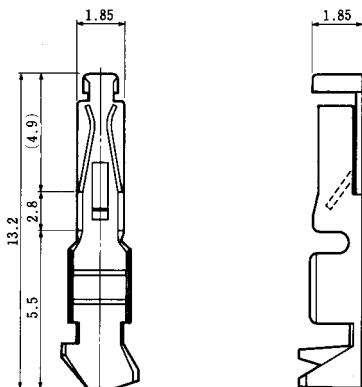


Unit:mm

Part Number	CL No.	Number of Contacts	A	B	C	D	RoHS
PCN10-20S-2.54C	CL583-0241-5	20	39.12	34.12	29.12	22.86	YES
PCN10-64S-2.54C	CL583-0243-0	64	95	90	85	78.74	

Manual Crimping Tool

- Crimping Contact
- PCN10-2630SC (Full Gold plated)
CL583-0102-9 (RoHS Compliant)
- PCN10-2226SC (Selective Gold plated)
CL583-0216-8 (RoHS Compliant)
- Crimping tool
- PCN10-TA2630HC (PCN10-2230SC)
CL550-0163-2
- PCN10-TA2226HC (PCN10-2226SC)
CL550-0218-2



Applicable Cable



- PCN10-2630SC: AWG#26 to #30
100pcs per bag
- PCN10-2226SC: AWG#22 to #26
100pcs per bag

Automatic Crimping Tool

Item	Part Number	CL No.	Applicable Contact
Crimping tool unit	CM-105	901-0005-4	—————
Applicator	AP105-PCN10-2226S	901-3506-6	PCN10-2226SCF
	AP105-PCN10-2630S	901-3508-1	PCN10-2630SCF

Contact Extraction Tool

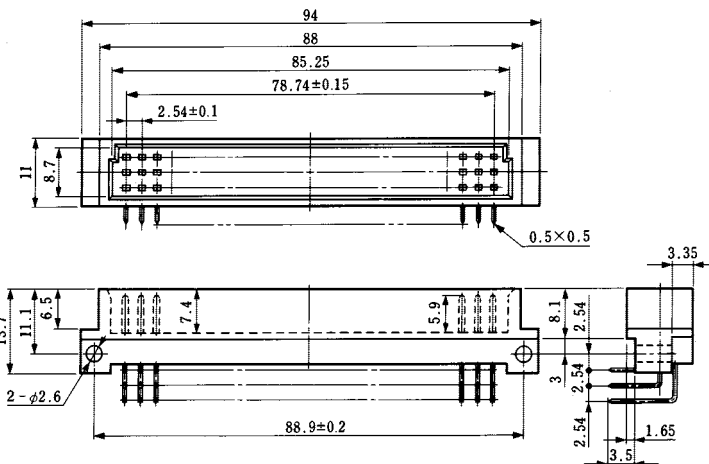
Part Number	CL No.
PCN10-PO	550-0282-1

■Pin Header: 3-row Right Angle Type

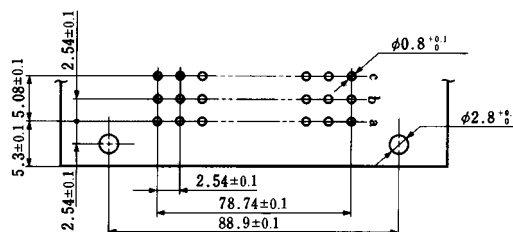
PCN10MC-96P-2.54DS(72)
CL583-0120-0-72



RoHS Compliant




PCB mounting pattern

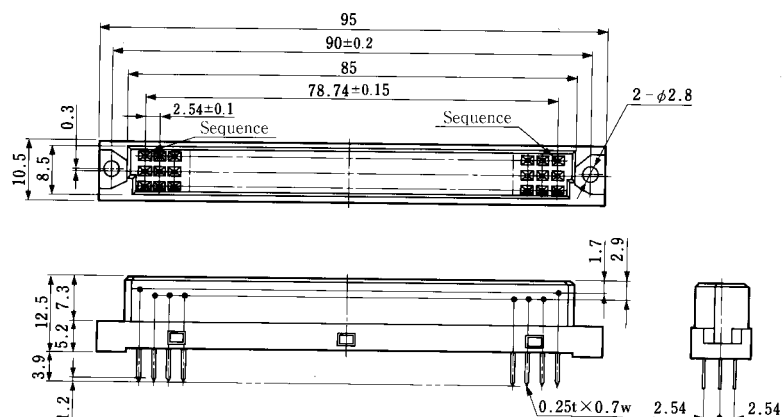


■Receptacle: 3-row Straight Type

PCN10MC-96S-2.54DSA(72)
CL583-0169-0-72

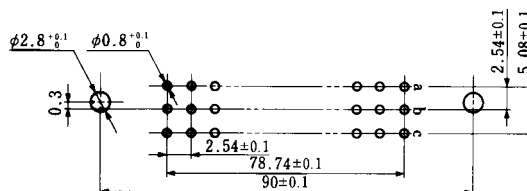


RoHS Compliant




The sequential contacts are No. 1 and No. 32 in the row a.

PCB mounting pattern

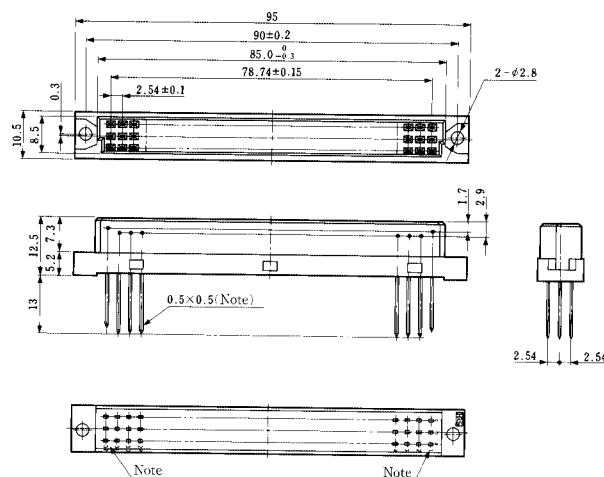


■Receptacle: 3-row Wrapping Type

PCN10MC-96S-2.54WB(72)
CL583-0119-1-72

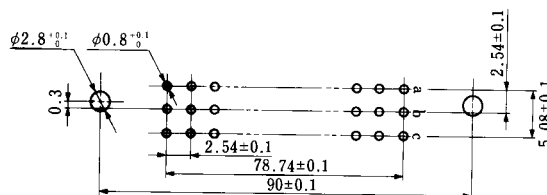


RoHS Compliant



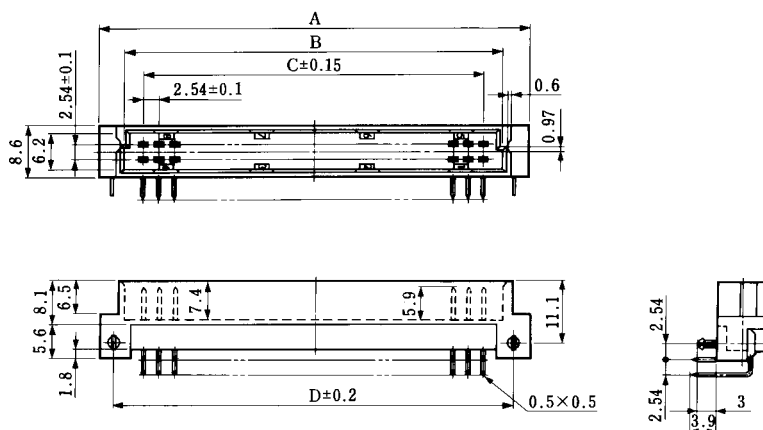

Note: The sequential contacts are No. 1 and No. 32 in row a.

◆PCB mounting pattern

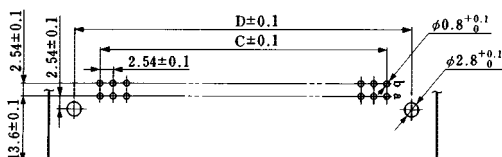


■Pin Header: 2-row Right Angle Type

PCN10MC-*P-2.54DS(72)



◆PCB mounting pattern




Unit:mm

Part Number	CL No.	Number of Contacts	A	B	C	D	RoHS
PCN10MC- 64P-2.54DS(72)	CL583-0211-4-72	64	94	85.35	78.74	88.9	YES
PCN10MC-100P-2.54DS(72)	CL583-0212-7-72	100	139.72	131.07	124.46	134.62	

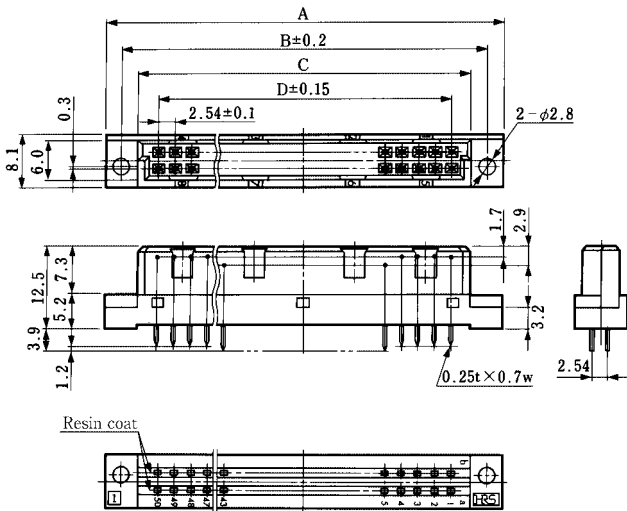
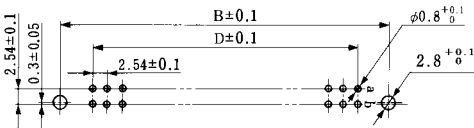
PCN Series Product Compliant to DIN41612/EC603-2 Standard

■Receptacle: 2-row Straight Type

PCN10MC-**S*-2.54DSA(72)



◆PCB mounting pattern



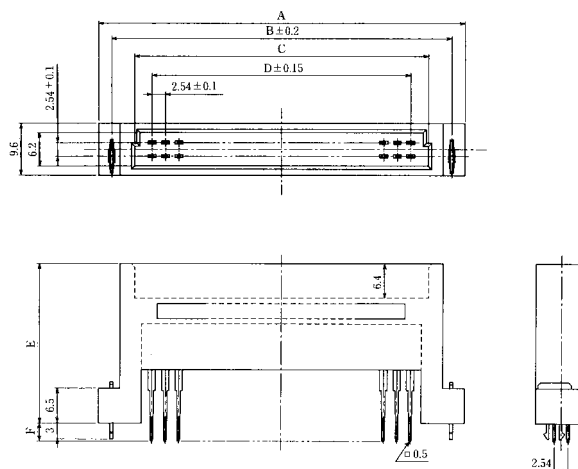

- (64 contacts): The sequential contacts are located at 27 points of 1 to 4 and 26 to 32 in both rows a and b.
- (100 contacts): The sequential contacts are located at 22 points of 1 to 4 and 44 to 50 in both rows a and b.

Unit:mm

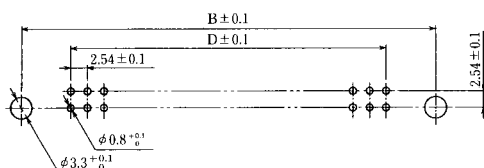
Part Number	CL No.	Number of Contacts	A	B	C	D	RoHS
PCN10MC- 64S-2.54DSA(72)	CL583-0213-0-72	64	95	90	85	78.74	YES
PCN10MC-100S-2.54DSA(72)	CL583-0214-2-72	100	140.72	135.72	130.72	124.46	

Stacking Connector

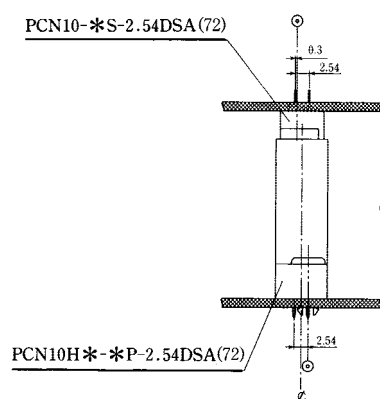
Stacking Plug



PCB mounting pattern



Application Pattern



Unit: mm

Part Number	CL No.	Number of Contacts	A	B	C	D	E	F	G	RoHS
PCN10H- 16P-2.54DSA(72)	CL583-0227-4-72	16	37.92	33.02	24.39	17.78	29.8	3.44	35	YES
PCN10H- 20P-2.54DSA(72)	CL583-0157-0-72	20	43	38.1	29.47	22.86				
PCN10H- 24P-2.54DSA(72)	CL583-0425-8-72	24	48.08	43.18	34.55	27.94				
PCN10H- 32P-2.54DSA(72)	CL583-0161-8-72	32	58.24	53.34	44.71	38.1				
PCN10H- 44P-2.54DSA(72)	CL583-0164-6-72	44	73.48	68.58	59.95	53.34				
PCN10H- 50P-2.54DSA(72)	CL583-0401-0-72	50	81.1	76.2	67.57	60.96	24.8	3.36	30	
PCN10HA-16P-2.54DSA(72)	CL583-0228-7-72	16	37.92	33.02	24.39	17.78				
PCN10HA-20P-2.54DSA(72)	CL583-0158-3-72	20	43	38.1	29.47	22.86				
PCN10HA-24P-2.54DSA(72)	CL583-0426-0-72	24	48.08	43.18	34.55	27.94				
PCN10HA-32P-2.54DSA(72)	CL583-0162-0-72	32	58.24	53.34	44.71	38.1				
PCN10HA-44P-2.54DSA(72)	CL583-0165-9-72	44	73.48	68.58	59.95	53.34	19.8	3.28	25	
PCN10HA-50P-2.54DSA(72)	CL583-0402-2-72	50	81.1	76.2	67.57	60.96				
PCN10HB-16P-2.54DSA(72)	CL583-0229-0-72	16	37.92	33.02	24.39	17.78				
PCN10HB-20P-2.54DSA(72)	CL583-0159-6-72	20	43	38.1	29.47	22.86				
PCN10HB-24P-2.54DSA(72)	CL583-0427-3-72	24	48.08	43.18	34.55	27.94				
PCN10HB-32P-2.54DSA(72)	CL583-0163-3-72	32	58.24	53.34	44.71	38.1	39.8	3.30	45	
PCN10HB-44P-2.54DSA(72)	CL583-0166-1-72	44	73.48	68.58	59.95	53.34				
PCN10HB-50P-2.54DSA(72)	CL583-0403-5-72	50	81.1	76.2	67.57	60.96				
PCN10HC-16P-2.54DSA(72)	CL583-0397-4-72	16	37.92	33.02	24.39	17.78				
PCN10HC-44P-2.54DSA(72)	CL583-0399-0-72	44	73.48	68.58	59.95	53.34	34.8	4.42	40	
PCN10HC-50P-2.54DSA(72)	CL583-0404-8-72	50	81.1	76.2	67.57	60.96				
PCN10HD-16P-2.54DSA(72)	CL583-0398-7-72	16	37.92	33.02	24.39	17.78				
PCN10HD-24P-2.54DSA(72)	CL583-0429-9-72	24	48.08	43.18	34.55	27.94				
PCN10HD-44P-2.54DSA(72)	CL583-0400-7-72	44	73.48	68.58	59.95	53.34				
PCN10HD-50P-2.54DSA(72)	CL583-0405-0-72	50	81.1	76.2	67.57	60.96				

Note: Please note that the above series can not mate with PCN10EA series.

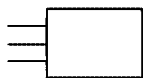
Product Compliant to DIN41612/IEC603-2 Standard

PCN Series

Pin Header Side

●Straight through hole type

PCN10 - * *P-2.54DSA



●Stacking through hole type

PCN10H* - * *P-2.54DSA

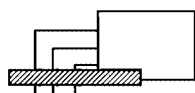


●Right angle through hole type (mounted on the board edge)

PCN10 - * *P-2.54DS

PCN12 - * *P-2.54DS

PCN12E - * *P-2.54DS



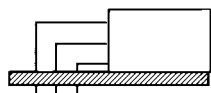
●Right angle through hole type (mounted on the board)

PCN10A - * *P-2.54DS

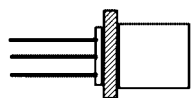
PCN10EA- * *P-2.54DS

PCN12A - * *P-2.54DS

PCN12EA- * *P-2.54DS



●Press fit type



PCN11-* *P-2.54W* -2+PCN11-* *P-2.54H-2

Receptacle Side

●Straight through hole

PCN10 - * *S-2.54DSA

PCN10C - * *S-2.54DSA

PCN10EA-* *S-2.54DSA

PCN10D - * *S-2.54DSA

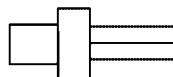
PCN12 - * *S-2.54DSA

PCN12E - * *S-2.54DSA

PCN13 - * *S-2.54DSA

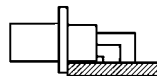
●Wrapping type

PCN10 - * *S-2.54W*



●Right angle through hole type (mounted on the board edge)

PCN10B - * *S-2.54DS



●Right angle through hole type (mounted on the board)

PCN10A - * *S-2.54DS

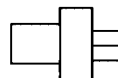
PCN10C - * *S-2.54DS

PCN13 - * *S-2.54DS



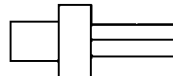
●Press fit short pin type

PCN11-* *S-2.54PFB-2

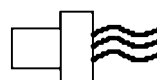


●Press fit long pin type

PCN11-* *S-2.54WB-2



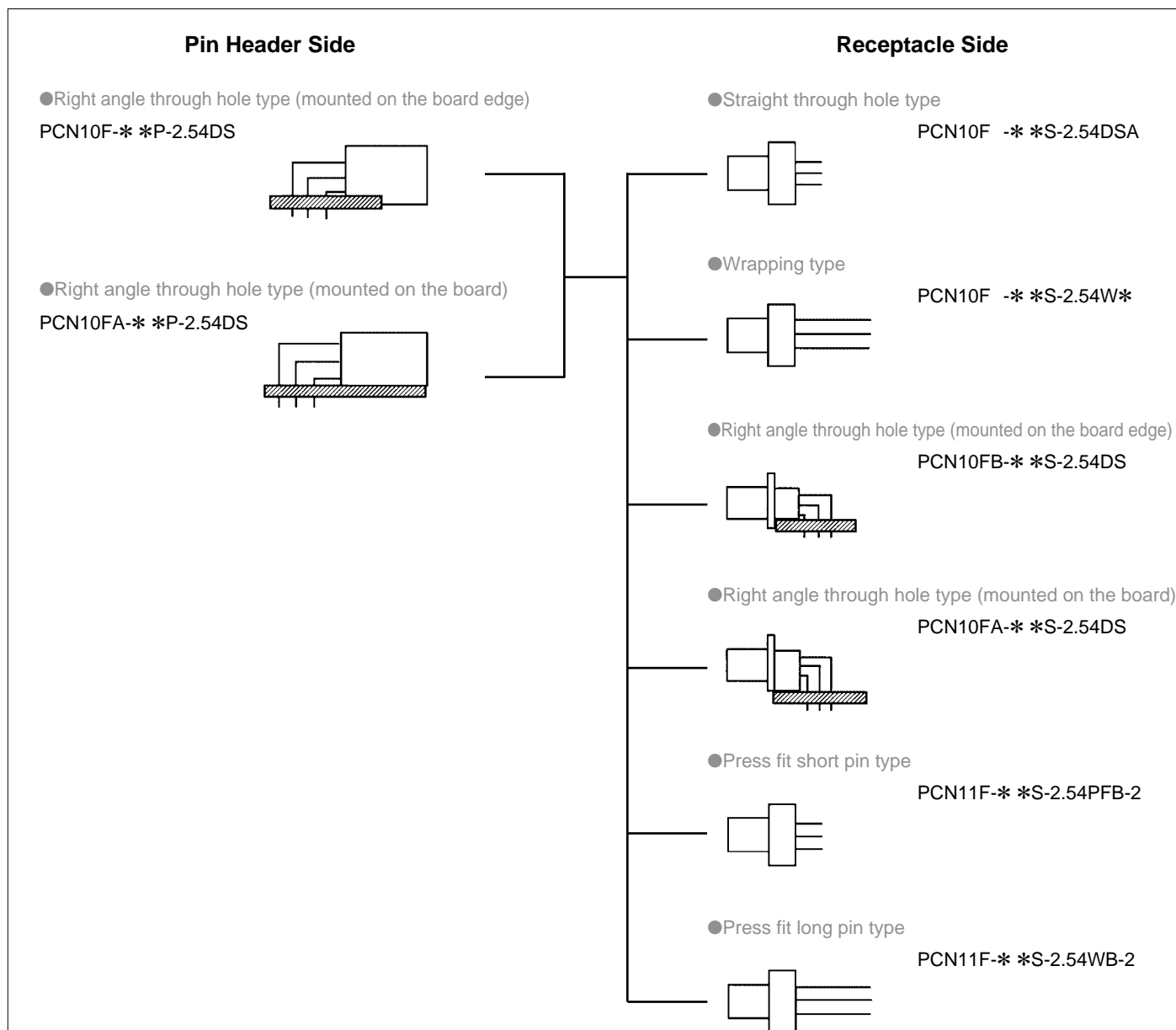
●Cable type



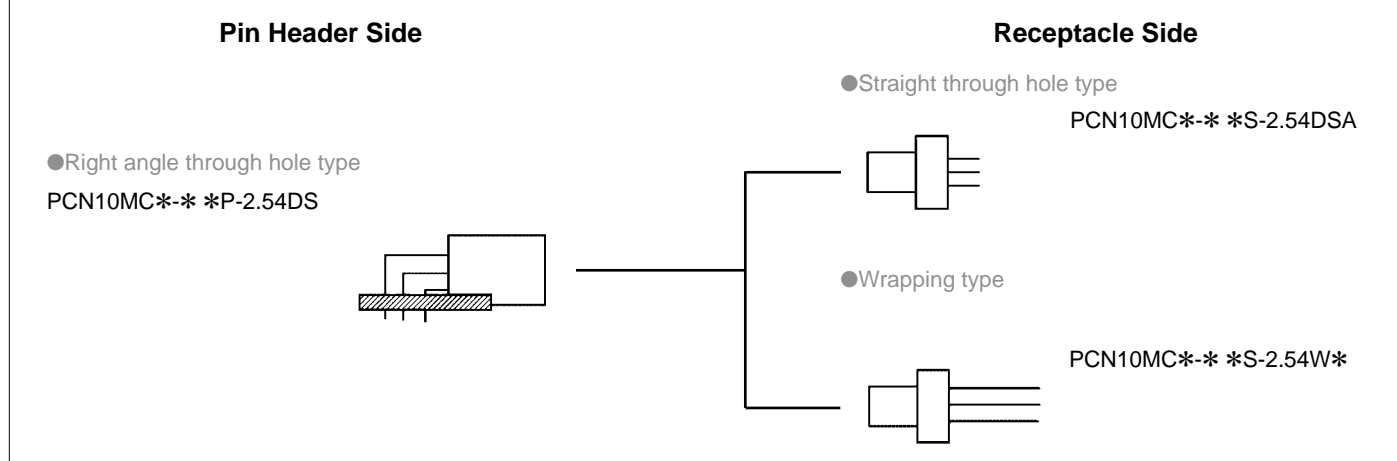
PCN10-* *S-2.54C+PCN10-* * *SC*

PCN10-* *S-2.54R

Coaxial Connector and High Current Contact Composite Type



Circuit Protection Function Type

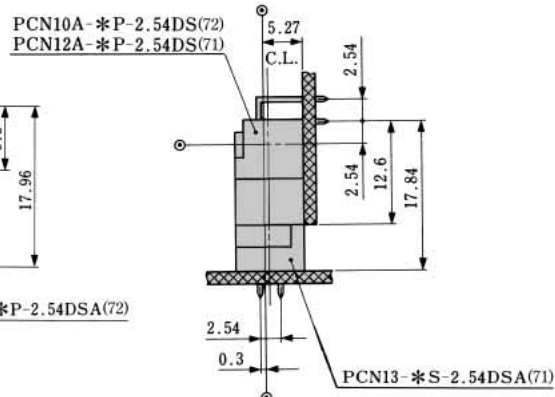
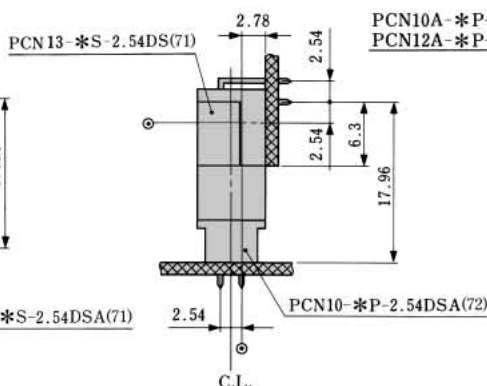
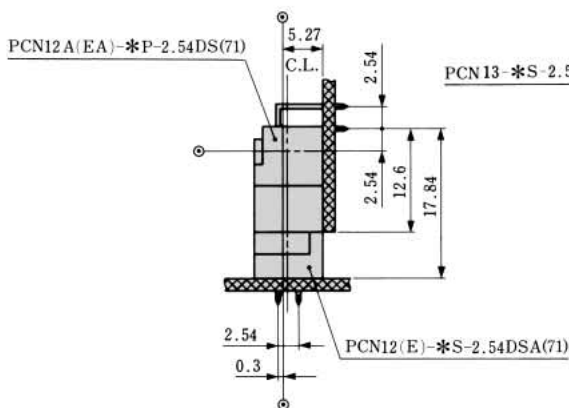
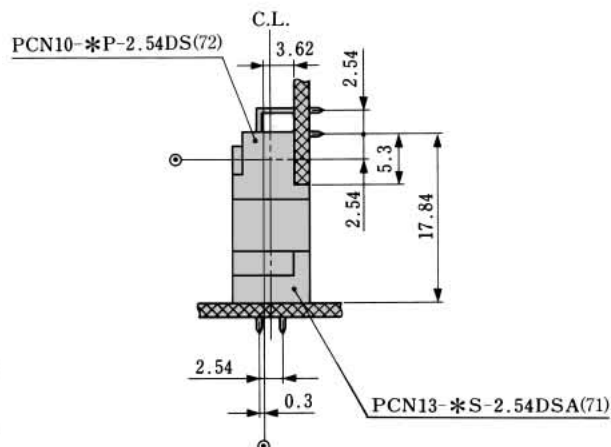
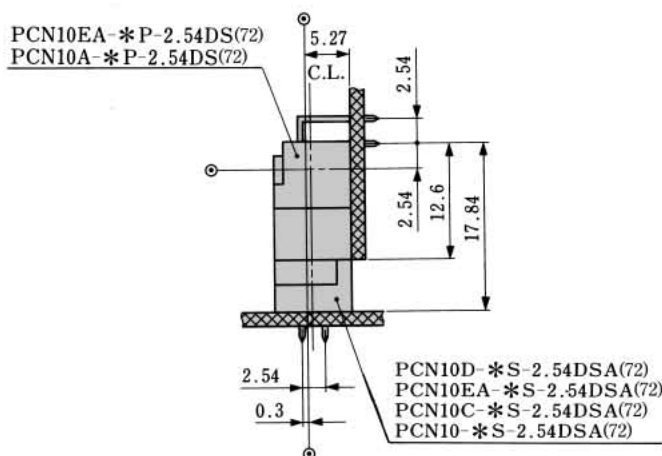
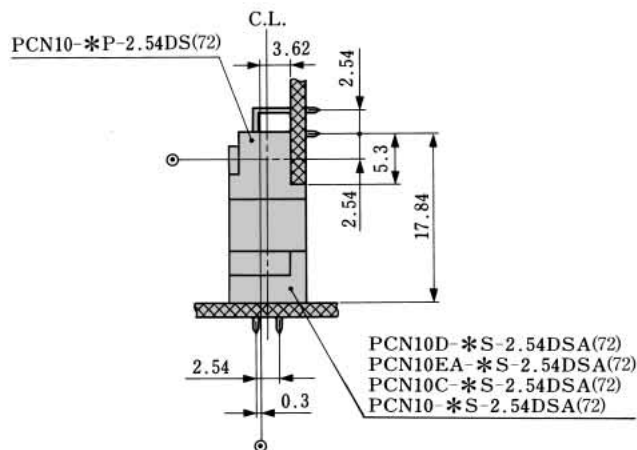
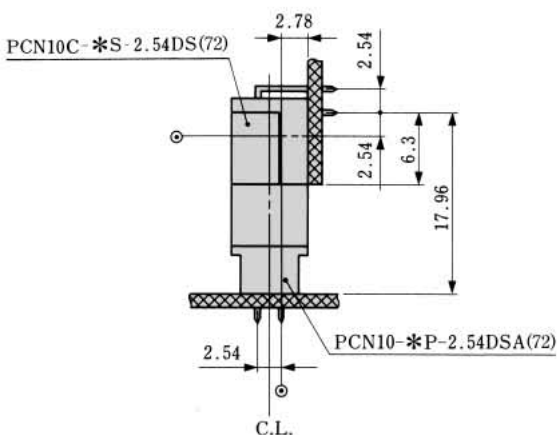


◆ Application Pattern

● Vertical Connection

● 2-row type

● : Mounting hole center
 C.L. : Center line

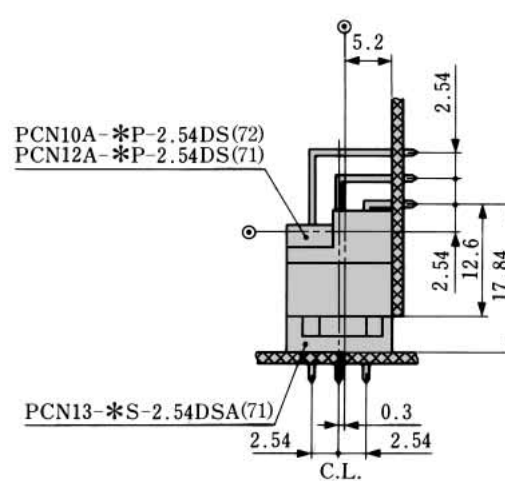
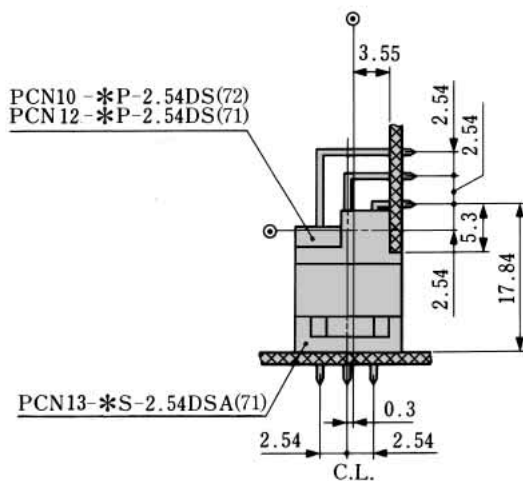
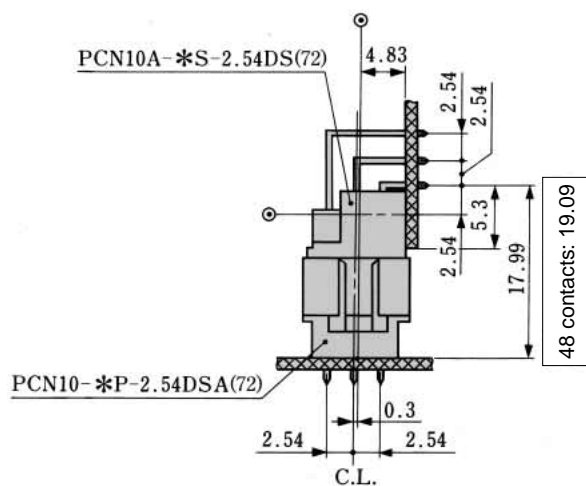
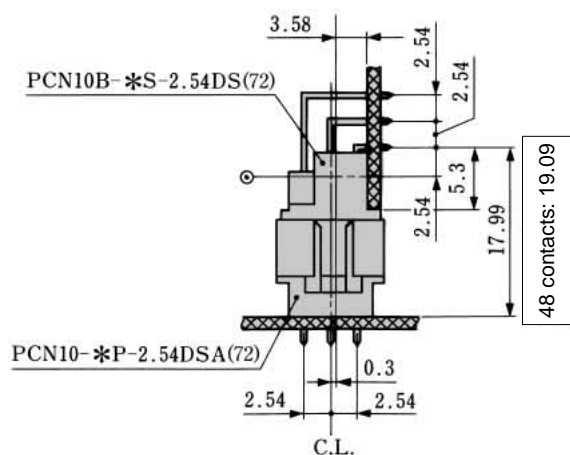
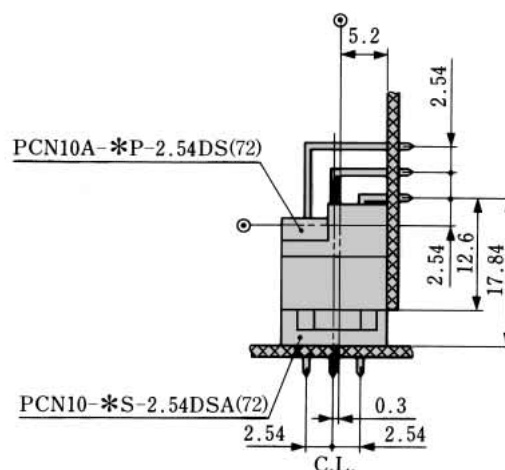
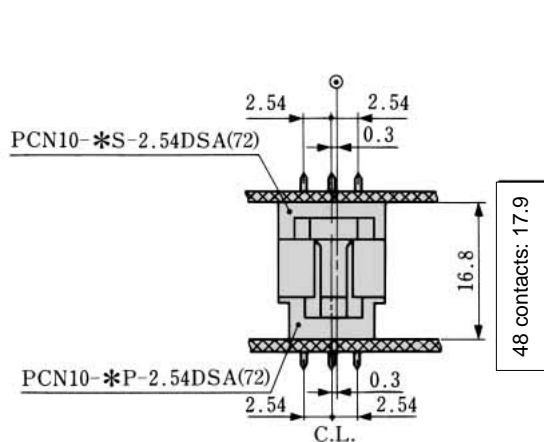


PCN Series Product Compliant to DIN 41612/EC603-2 Standard

● 3-row type

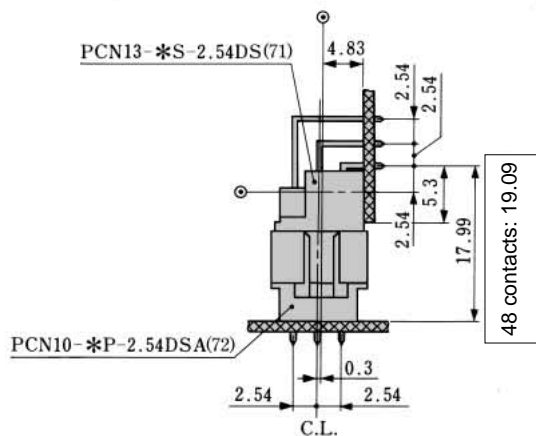
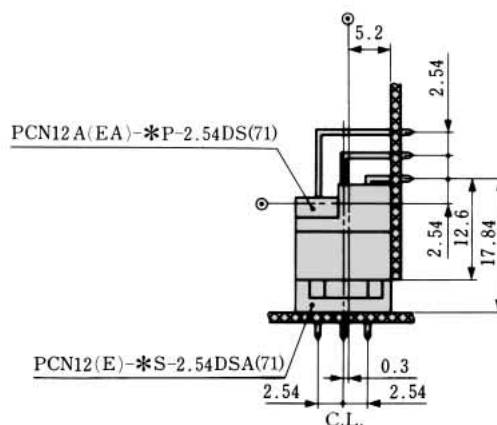
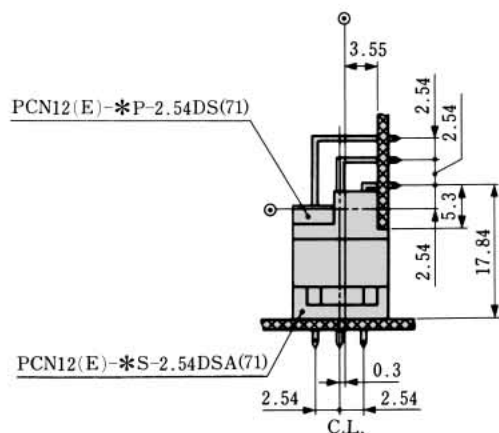
● : Mounting hole center

C.L. : Center line

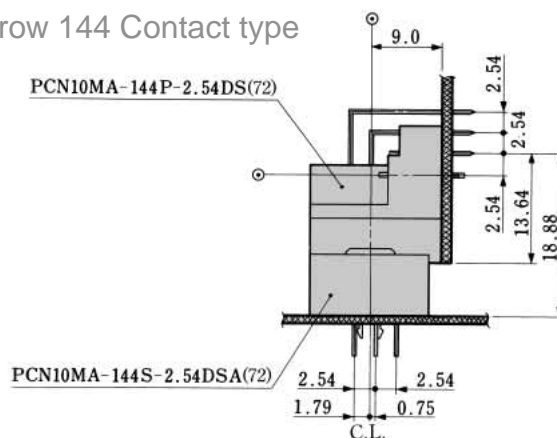


● : Mounting hole center

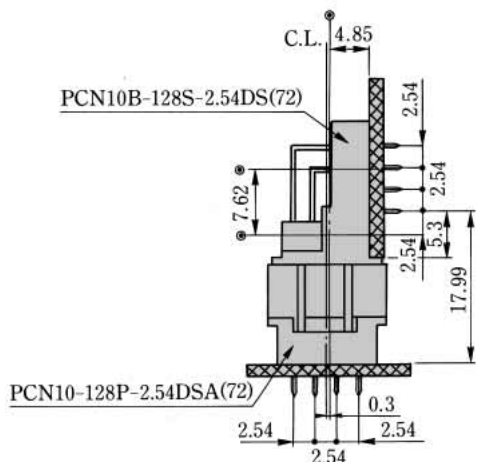
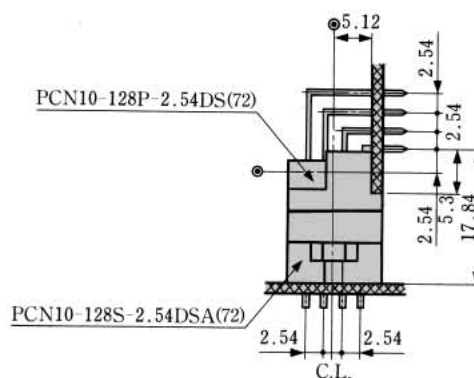
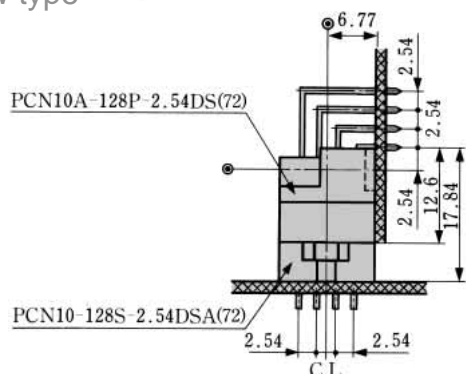
C.L. : Center line



●3-row 144 Contact type



●4-row type



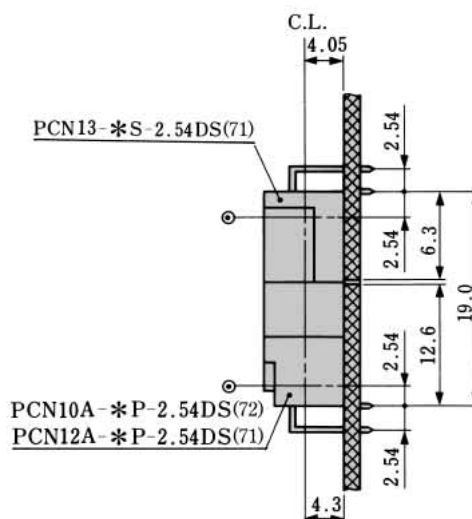
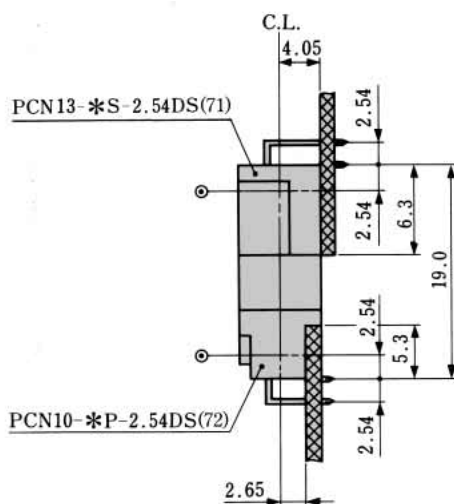
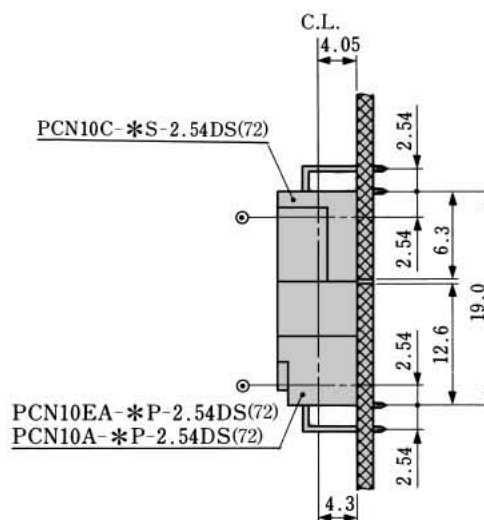
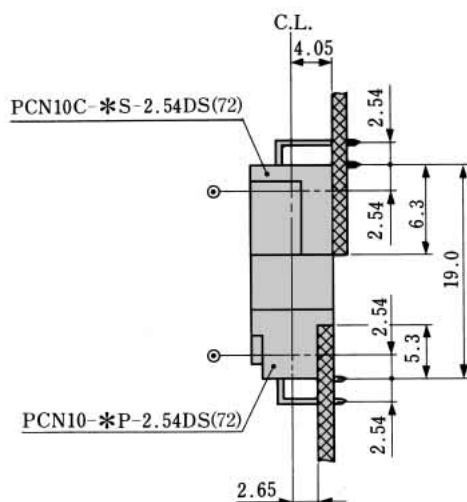
PCN Series Product Compliant to DIN 41612/EC603-2 Standard

Application Pattern

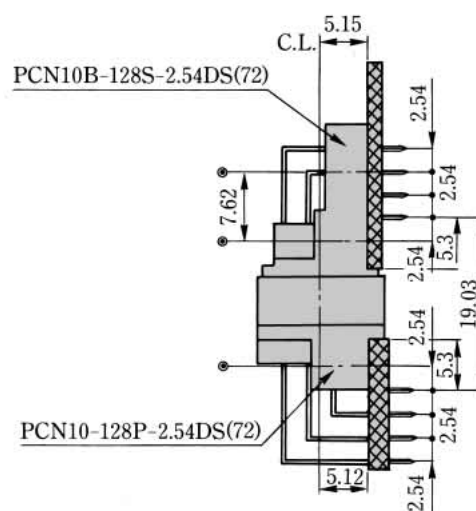
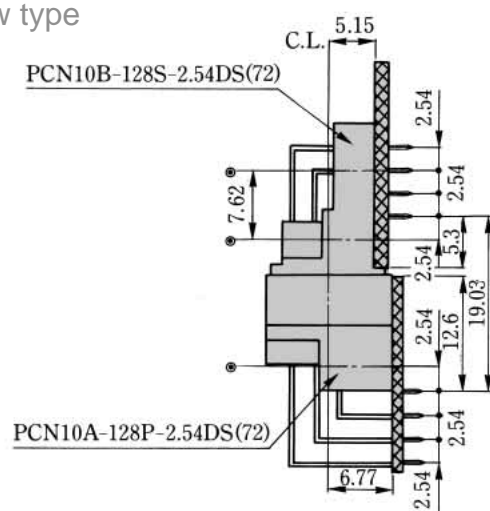
Horizontal Connection

2-row type

● : Mounting hole center
 C.L. : Center line



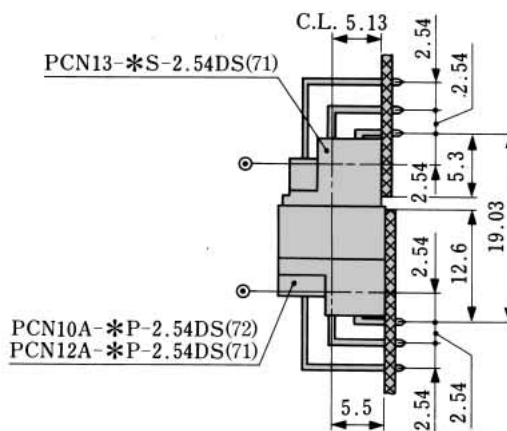
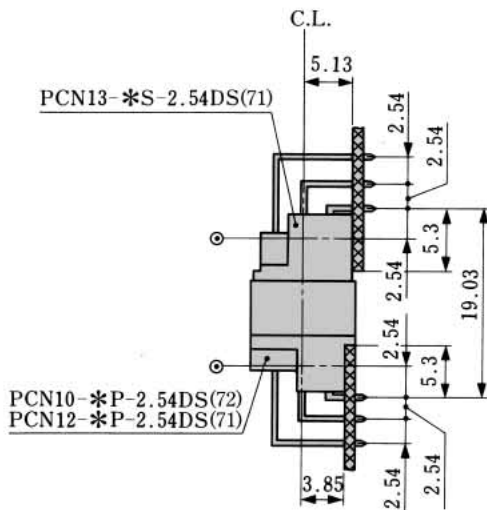
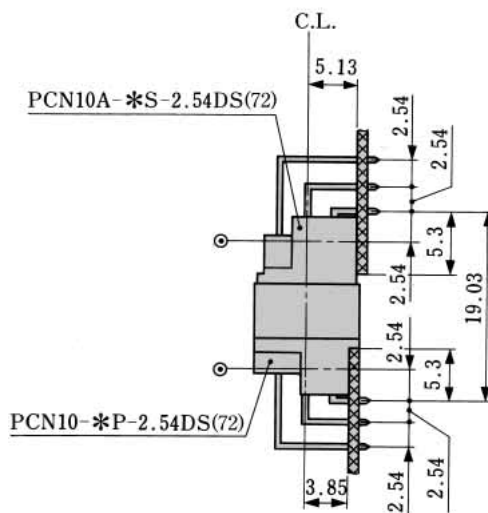
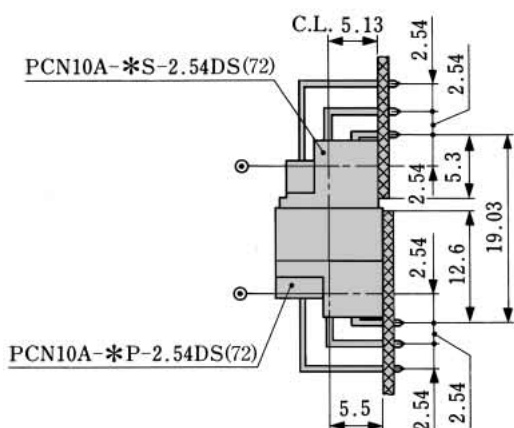
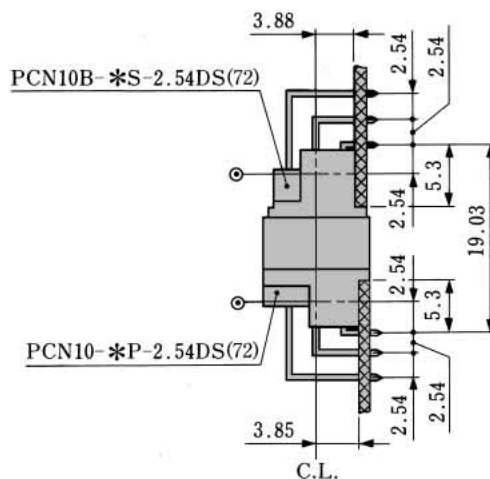
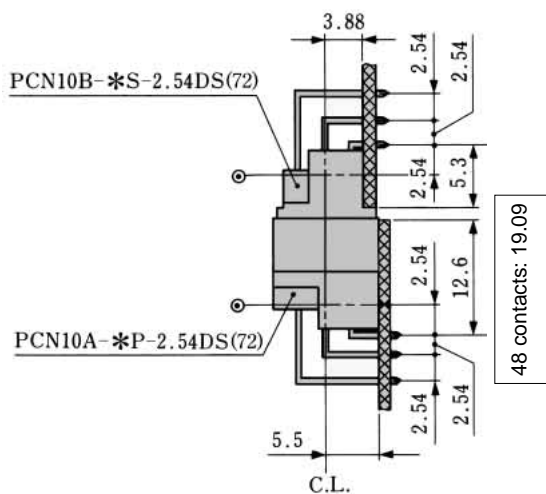
4-row type



● 3-row type

● : Mounting hole center

C.L. : Center line



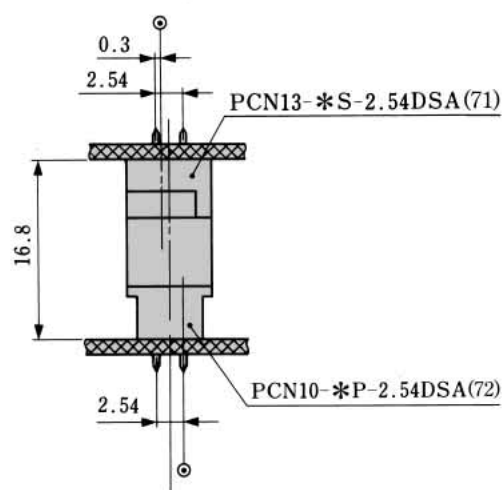
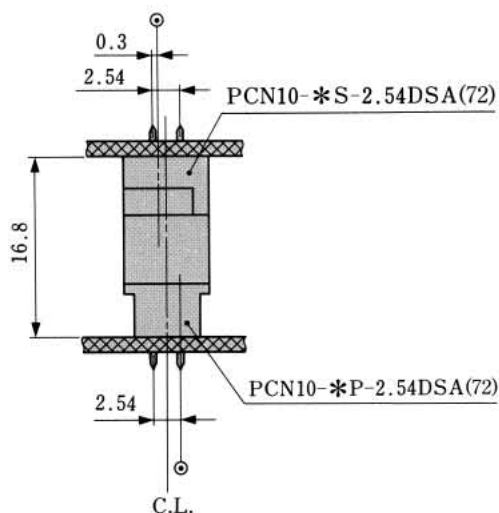
PCN Series Product Compliant to DIN 41612/EC603-2 Standard

Application Pattern

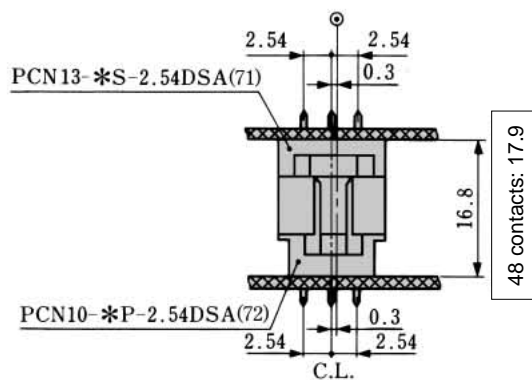
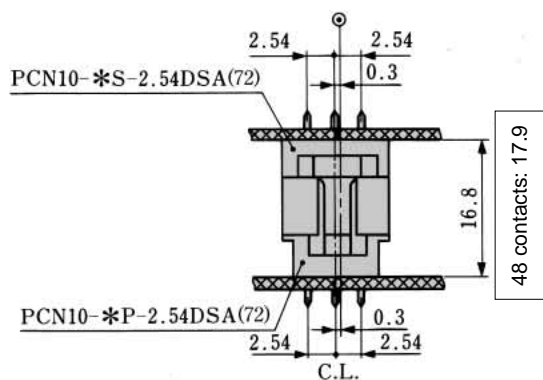
Horizontal Connection

2-row type

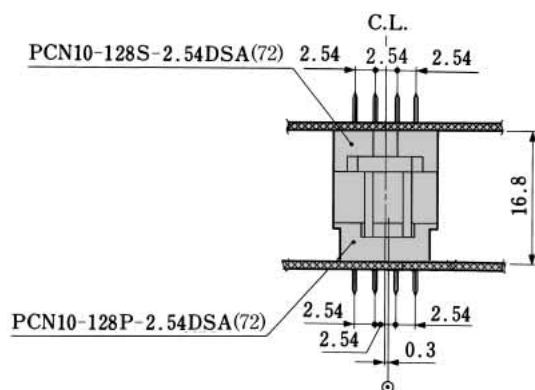
● : Mounting hole center
 C.L. : Center line



3-row type



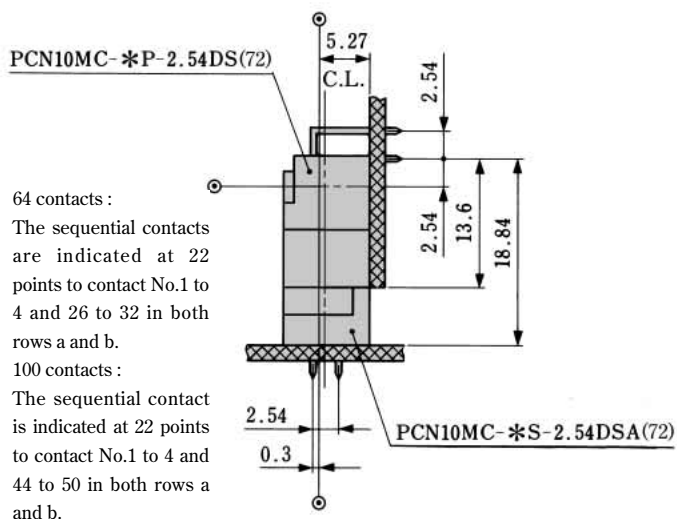
4-row type



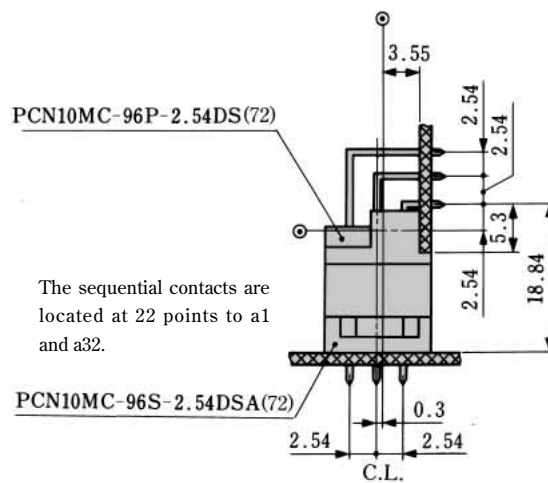
◆ Application Pattern

■ Circuit Protection Function Type

● 2-row type

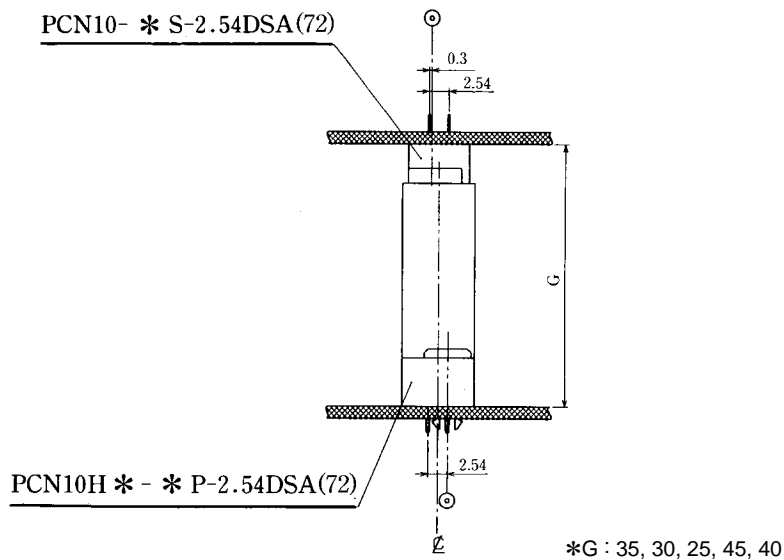


● 3-row type



● : Mounting hole center
 C.L. : Center line

■ Stacking Connector



● : Mounting hole center
 C.L. : Center line

Mouser Electronics

Authorized Distributor

Click to View Pricing, Inventory, Delivery & Lifecycle Information:

Hirose Electric:

[PCN10B-96S-2.54DS\(73\)](#) [PCN10B-96S-2.54DS\(77\)](#) [PCN10B-96S-2.54DS\(82\)](#) [PCN10A-96P-2.54DS\(71\)](#) [PCN10-64P-2.54DSA\(77\)](#) [PCN10A-90P-2.54DS\(77\)](#) [PCN10-90P-2.54DS\(71\)](#) [PCN10-90P-2.54DS\(77\)](#) [PCN10-32S-2.54DSA\(70\)](#) [PCN10-32S-2.54DSA\(75\)](#) [PCN10-32S-2.54DS\(77\)](#) [PCN10-64S-2.54DS\(77\)](#) [PCN10C-32S-2.54DSA\(75\)](#) [PCN10-44P-2.54DS\(77\)](#) [PCN10M-90P-2.54DS\(72\)](#) [PCN10B-64ACS-2.54DS\(72\)](#) [PCN10-64ACP-2.54DS\(77\)](#) [PCN10D-32S-2.54DSA\(72\)](#) [PCN10D-50S-2.54DSA\(72\)](#) [PCN10D-90S-2.54DSA\(72\)](#) [PCN10D-50S-2.54DS\(72\)](#) [PCN10D-64S-2.54DS\(72\)](#) [PCN10A-48S-2.54DSA\(72\)](#) [PCN10-32S-2.54WB\(72\)](#) [PCN10-96S-2.54WB\(71\)](#) [PCN10M-128P-2.54DS\(72\)](#) [PCN10M-128S-2.54DSA\(72\)](#) [PCN10M-128S-2.54WB\(72\)](#) [PCN10-20P-2.54DS\(77\)](#) [PCN10C-20S-2.54DSA\(75\)](#) [PCN10MA-64P-2.54DS\(72\)](#) [PCN10-128P-2.54DS\(71\)](#) [PCN10-128P-2.54DS\(77\)](#) [PCN10-128S-2.54DSA\(88\)](#) [PCN10E-64S-2.54DSA\(72\)](#) [PCN10E-50P-2.54DS\(72\)](#) [PCN10E-64P-2.54DS\(72\)](#) [PCN10E-90P-2.54DS\(72\)](#) [PCN10MA-50P-2.54DS\(72\)](#) [PCN10-100P-2.54DS\(77\)](#) [PCN10MC-96S-2.54WB\(71\)](#) [PCN10MC-96S-2.54WC\(71\)](#) [PCN10MC-96S-2.54DS\(71\)](#) [PCN10A-96S-2.54DSA\(72\)](#) [PCN10-20P-2.54DSA\(88\)](#) [PCN10C-32P-2.54DSA\(72\)](#) [PCN10C-96S-2.54DSA\(77\)](#) [PCN10H-44P-2.54DSA\(77\)](#) [PCN10E-100S-2.54DS\(72\)](#) [PCN10EA-96S-2.54DSA\(87\)](#) [PCN10EA-32P-2.54DS\(77\)](#) [PCN10EA-44P-2.54DS\(77\)](#) [PCN10EA-32S-2.54DSA\(86\)](#) [PCN10EA-32S-2.54DSA\(87\)](#) [PCN10EA-44S-2.54DSA\(77\)](#) [PCN10EA-50S-2.54DSA\(75\)](#) [PCN10EA-64S-2.54DSA\(75\)](#) [PCN10EA-90S-2.54DSA\(86\)](#) [PCN10EA-128S-2.54DSA\(77\)](#) [PCN10E-32S-2.54DS\(72\)](#) [PCN10-128P-2.54DSA\(77\)](#) [PCN10-128P-2.54DSA\(88\)](#) [PCN10MC-90S-2.54DSA\(72\)](#) [PCN10MC-90P-2.54DS\(72\)](#) [PCN10-128P-2.54DSB\(72\)](#) [PCN10Q-20P-2.54DSA\(72\)](#) [PCN10A-64S-2.54DS\(72\)](#) [PCN10B-64S-2.54DS\(72\)](#) [PCN10C-100S-2.54WA\(72\)](#) [PCN10EB-20P-2.54DS\(72\)](#) [PCN10EB-32P-2.54DS\(72\)](#) [PCN10EB-44P-2.54DS\(72\)](#) [PCN10EB-64P-2.54DS\(72\)](#) [PCN10EB-100P-2.54DS\(72\)](#) [PCN10EB-96P-2.54DS\(82\)](#) [PCN10EB-64ACP-2.54DS\(72\)](#) [PCN10EA-96S-2.54DS\(77\)](#) [PCN10EA-48P-2.54DSA\(72\)](#) [PCN10EA-32S-2.54DS\(77\)](#) [PCN10EA-32S-2.54DS\(82\)](#) [PCN10EA-44S-2.54DS\(72\)](#) [PCN10EA-50S-2.54DS\(77\)](#) [PCN10EA-64S-2.54DS\(77\)](#) [PCN10EA-100S-2.54DS\(72\)](#) [PCN10EA-32P-2.54DSA\(77\)](#) [PCN10EA-32P-2.54DSA\(87\)](#) [PCN10EA-50P-2.54DSA\(77\)](#) [PCN10EA-64P-2.54DSA\(77\)](#) [PCN10EA-90P-2.54DSA\(72\)](#) [PCN10M-96S-2.54DS\(72\)](#) [PCN10EA-64ACP-2.54DS\(72\)](#) [PCN10B-128S-2.54DS\(92\)](#) [PCN10B-128S-2.54DS\(93\)](#) [PCN10MCB-64S-2.54DSA\(72\)](#) [PCN10MA-48P-2.54DS\(72\)](#) [PCN10-48S-2.54WA\(72\)](#) [PCN10MCA-96P-2.54DS\(72\)](#) [PCN10MCB-96P-2.54DS\(72\)](#) [PCN10MCB-64ACP-2.54DS\(72\)](#) [PCN10MCC-64ACP-2.54DS\(72\)](#)