



# MeshConnect™ EM357 USB Sticks

## ZM357S-USB and ZM357S-USB-LR

### Ember™ EM357 Transceiver Based USB Sticks

## ZigBee®/IEEE 802.15.4 Wireless Mesh Networking

### DESCRIPTION

California Eastern Laboratories (CEL) MeshConnect™ EM357 USB Sticks enable hardware vendors to quickly integrate ZigBee® into existing devices with a USB port. No RF design expertise is required. They can be used as a hardware development platform for rapid prototyping and as a companion to the MeshConnect EM357 Modules.

### Development Uses

- **Platform for custom firmware development**
  - Runs EmberZNet PRO™ stack, including Smart Energy, Home Automation, Commercial Building Automation and Light Link ZigBee profiles
  - Virtual COM port is easily accessible by application software using a UART interface
  - Ember InSight Port allows full debugging and trace capabilities
- **Sniffer for Over-the-Air (OTA) Network Logging**
  - Full support for Silicon Laboratories Desktop Network Analyzer, including Protocol Decoding, Event Aggregation, Filtering and Visualization Tools
  - Quickly determines the root cause of any networking issue to get your product to market faster
- **GUIs using Windows, Mac and Linux**
  - Allows users to interact with ZigBee network
  - Develops simulators to allow development testing to be completed if a certain network element is unavailable

### Production Uses

- **Network commissioning tool**
  - USB form factor provides a convenient interface for technicians to setup and verify new network installations and troubleshoot existing ones
- **Adds ZigBee functionality to any device with a USB port**
  - Easy to retrofit existing products to add ZigBee functionality
  - Reduces time to market and avoids the cost of a hardware redesign required for module- or IC-level integration

### ORDERING INFORMATION

Part Number	Order Number	Description	Min/Multiple
MeshConnect™ EM357 USB Sticks	ZM357S-USB	+8dBm output power, 1 MB additional Flash memory	1/1 pcs
	ZM357S-USB-LR	+20dBm output power, 1 MB additional Flash memory	1/1 pcs

### CEL MeshConnect™ EM357 USB Sticks



- **Network Provisioning and Monitoring**
  - Ideal for use as a commissioning tool when setting up networks
- **1MB additional Flash memory (off-chip)**
- **Firmware Upgrades via Ember InSight Port or OTA**

	ZM357S-USB	ZM357S-USB-LR
Tx:	+8 dBm	+20 dBm
Rx:	-100 dBm	-103 dBm
Link Budget:	+108 dB	+123 dB

### FEATURES

- Enable ZigBee on any device with a USB serial port
- Based on Ember EM357: 32-bit ARM® Cortex™-M3 processor with 192kB Flash and 12kB RAM
- Best-in-class RF performance for superior range
- 1 MB additional Flash memory (off-chip) for OTA upgrades or additional program space
- Direct connection to Ember InSight Adapter (ISA3) for programming and debugging EM357 applications
- Contains the industry's premier ZigBee PRO stack: Ember ZNet PRO™
- Supports Mesh, Point-to-Point and Point-to-Multipoint Networks

### Specifications

- Frequency: 2405-2480 MHz
- Output Power: +8dBm and +20dBm
- Rx Sensitivity: -100dBm and -103dBm
- RF Link Budget: +108dB and +123dB
- Operating Temperature: -30°C to +70°C
- Data Rate: 250 kbps
- Dimensions: 2.075" x 0.984" x 0.393" (52.70 mm x 24.99 mm x 9.98 mm) —Excluding USB connector
- RoHS Compliant

### USB

- USB 2.0 compliant (full speed)
- Enumerates as Virtual COM Port
- Driver support for Windows, Mac and Linux
- USB suspend state fully supported

### Ember Insight Port

- Direct connection to the Ember InSight Adapter (ISA3)
- Provides programming, debugging and data emulation capability for EM357 applications
- Fully supports Ember's Desktop Network Analyzer for OTA network sniffing
- Self-powered; no USB connection required

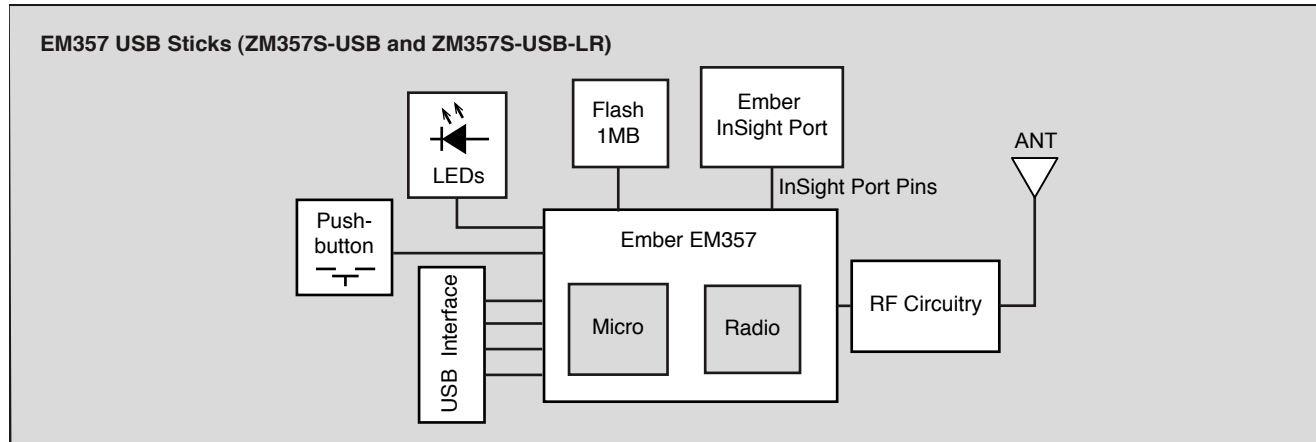
### Flash Memory

- 192KB Flash (on-chip)
- 1 MB additional Flash memory (off-chip)
  - Ideal for:
    - OTA Programming
    - Additional program space
    - Storing routing tables in large networks

### APPLICATIONS

- Smart Energy/Smart Grid
- Commercial and Residential Lighting
- Home Automation and Control
- Building Automation and Control
- Security and Monitoring
- M2M Industrial Controls
- General ZigBee Wireless Sensor Networking

## BLOCK DIAGRAM



## TRANSCIVER IC

CEL's MeshConnect EM357 USB Sticks use the Ember EM357 Transceiver IC. This IC incorporates an RF transceiver with baseband modem, a hardwired MAC and an embedded ARM® Cortex™-M3 microcontroller, offering an excellent low cost high performance solution for all IEEE 802.15.4/ZigBee applications.

For more information about the EM357 IC, visit [www.silabs.com/products/wireless/zigbee](http://www.silabs.com/products/wireless/zigbee).

## ADDITIONAL FLASH MEMORY

The MeshConnect EM357 USB Sticks (ZM357S-USB and ZM357S-USB-LR) incorporate an additional 1MB Flash memory for OTA updates. The flash memory is wired to the following EM357 pins:

EM357 Pin	EM357 Function	Flash Memory Pin	Flash Memory Function
PA0	SC2MOSI	MOSI	Serial Data Input
PA1	SC2MISO	MISO	Serial Data Output
PA2	SC2SCLK	SCLK	Serial Clock
PA3	SC2nSSEL	SS	Chip Select

The instruction set for the Flash memory is similar to the Micron M25PE80. Visit [www.micron.com](http://www.micron.com) for more information on the instruction set.

## USB

The USB interface is a USB 2.0 compliant (full speed) virtual COM port. Drivers are available for the following operating systems:

- Windows
- Linux
- Mac OS X

The virtual COM port USB driver is available at:

<http://www.cel.com/static.do?command=MeshConnectEM357USB&group=5&rpart=ZM357SUSB>.

## TABLE OF CONTENTS

### Introduction and Overview

Description.....	1
Features.....	1
Applications.....	1
Ordering Information.....	1
Block Diagram.....	2

### System Level Function

Transceiver IC.....	2
Additional Flash Memory.....	2
USB.....	2
Software/Firmware.....	4
Ember InSight Port.....	4
USB Stick Port Adapter and Switches.....	5

### Electrical Specification

Absolute Maximum Ratings.....	6
Recommended Operating Conditions.....	6
DC Characteristics.....	6
RF Characteristics.....	6

### Pin Signal and Interfaces

USB Stick Dimensions.....	7
---------------------------	---

Agency Certifications.....	7
----------------------------	---

Quality.....	8
--------------	---

References.....	9
-----------------	---

Revision History.....	9
-----------------------	---

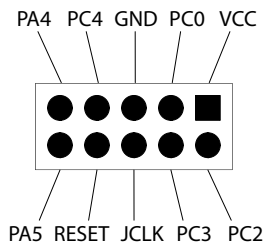
## SOFTWARE / FIRMWARE

CEL's MeshConnect EM357 USB Sticks are ideal platforms for EmberZNet PRO, the industry's most deployed and field-proven ZigBee-compliant stack supporting the ZigBee PRO feature set. EmberZNet PRO is a complete ZigBee PRO protocol software package containing all the elements required for mesh networking applications. For more information regarding the software development for this IC, visit [www.silabs.com/products/wireless/zigbee](http://www.silabs.com/products/wireless/zigbee).

For more information on developing with the EM357 USB Sticks, please see the *EM357 Mini Module Datasheet*.

## EMBER INSIGHT PORT

Figure 1 below details the pins and their connections to the Ember InSight Port on the USB Stick. The Ember InSight Port is used for debugging and programming in conjunction with the Ember InSight Adapter (ISA3). Connection between the USB Stick and the Ember InSight Adapter (ISA3) can be seen in Figure 2.



**Figure 1:** Ember InSight Port

The ISA3 provides an interface to the USB Stick for software downloading and debugging. It also provides an interface to InSight Desktop for monitoring and recording network data.

The ISA3 has the following components:

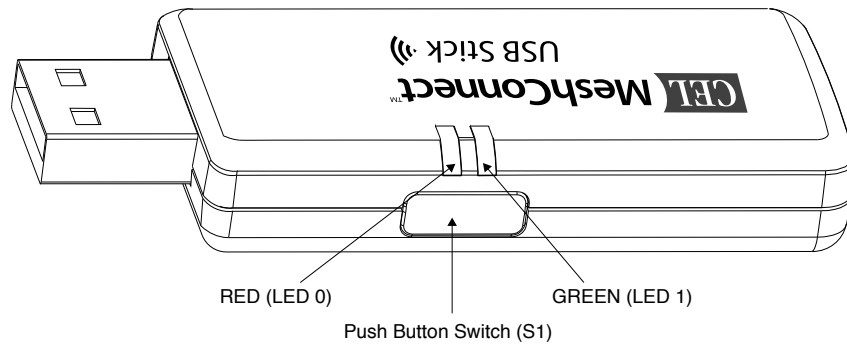
- InSight Port interface to the USB Stick radio, providing programming and debugging services
- TCP/IP 10/100 Ethernet interface with Power over Ethernet functionality
- USB Interface



**Figure 2:** USB Stick and ISA3 Connection

For more information about the ISA3, see Silicon Laboratories *EM35x Development Kit User Guide*, document link can be found in Reference Section of this document.

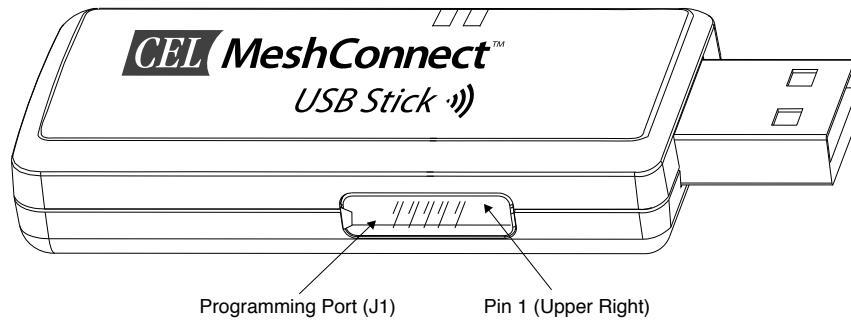
## USB STICK PORT ADAPTER AND SWITCHES



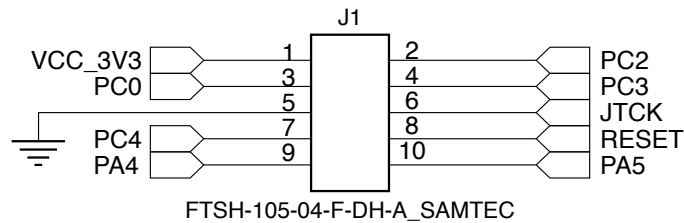
**Figure 3:** Profile of USB Stick showing push button switch and red and green LED

Hardware Interface	EM35x I/O
LED 0 (RED)	PA6
LED1 (GREEN)	PA7
Switch S1	PB6

**Table 1:** Hardware mapping to physical I/O on EM35x



**Figure 4:** Profile of USB Stick showing programming port adapter and Pin 1



**Figure 5:** Shows programming pins for EM35x and internal connector with connections

## ABSOLUTE MAXIMUM RATINGS

Description	MeshConnect USB Sticks		Unit
	Min	Max	
Power Supply Voltage (VDD)	-0.3	5.8	VDC
Storage Temperature Range	-30	80	°C

**Note:** Exceeding the maximum ratings may cause permanent damage to the USB Stick or other devices.

## RECOMMENDED OPERATING CONDITIONS

Description	MeshConnect USB Sticks			Unit
	Min	Typ	Max	
Power Supply Voltage (VDD)	4.0	5.0	5.25	VDC
Ambient Temperature Range	-30	25	70	°C

## DC CHARACTERISTICS (@ 25°C, VDD = 5.0V, ZM357S-USB TX Power Mode 1, ZM357S-USB-LR TX Power Mode 2)

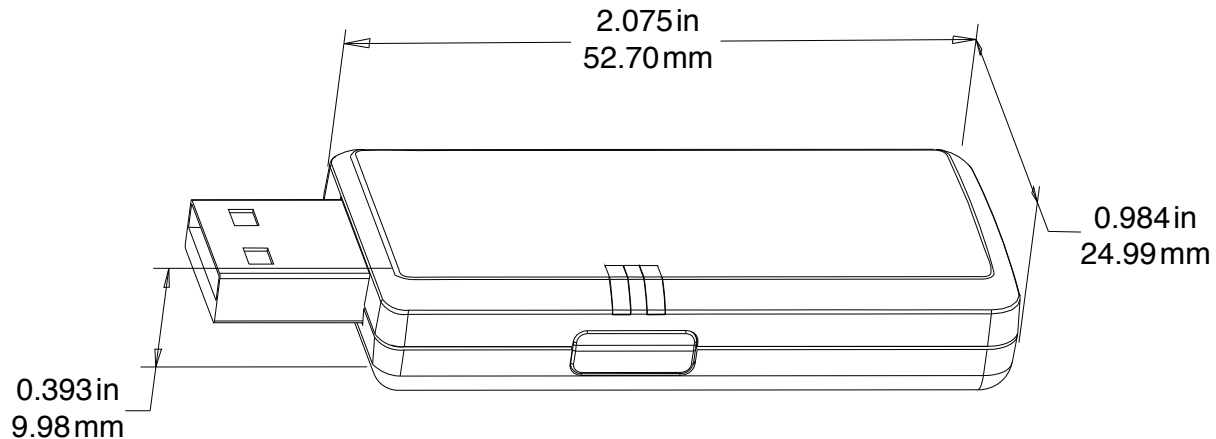
Description		MeshConnect USB Sticks			Unit
		Min	Typ	Max	
Transmit Mode Current @ 8dBm	ZM357S-USB	–	65.0	–	mA
Transmit Mode Current @ 0dBm		–	52.0	–	mA
Receive Mode Current		–	51.0	–	mA
USB Suspend Mode Current		–	0.240	–	μA
Transmit Mode Current @ 20dBm	ZM357S-USB-LR	–	165.0	–	mA
Transmit Mode Current @ 0dBm		–	79.0	–	mA
Receive Mode Current		–	55.0	–	mA
USB Suspend Mode Current		–	0.240	–	μA

## RF CHARACTERISTICS (@ 25°C, VDD = 5.0V, ZM357S-USB TX Power Mode 1, ZM357S-USB-LR TX Power Mode 2)

Description		MeshConnect USB Sticks			Unit
		Min	Typ	Max	
General Characteristics					
RF Frequency Range		2405	–	2480	MHz
RF Channels		11	–	26	–
Frequency Error Tolerance		-96.2	–	96.2	kHz
Transmitter					
Maximum Output Power	ZM357S-USB	–	8	–	dBm
Minimum Output Power		–	-40	–	dBm
Offset Error Vector Magnitude		–	5	35	%
Maximum Output Power	ZM357S-USB-LR	–	20	21	dBm
Minimum Output Power		–	-40	–	dBm
Offset Error Vector Magnitude		–	5	35	%
Receiver					
Sensitivity (1% PER, boost mode)	ZM357S-USB	–	-100	-94	dBm
Saturation (maximum input level)		0	–	–	dBm
Sensitivity (1% PER, normal mode)	ZM357S-USB-LR	–	-103	-97	dBm
Saturation (maximum input level)		-10	–	–	dBm

## USB STICK DIMENSIONS

### MeshConnect™ EM357 USB Stick



## AGENCY CERTIFICATIONS

The MeshConnect USB Sticks have been certified to the following certifications:

- ZM357S-USB: FCC, IC and CE
- ZM357S-USB-LR: FCC and IC

## FCC COMPLIANCE STATEMENT (PART 15.19) SECTION 7.15 OF RSS-GEN

This device complies with Part 15 of the FCC Rules and with Industry Canada Licence-Exempt RSS Standards. Operation is subject to the following two conditions:

1. This device may not cause harmful interference, and
2. This device must accept any interference received, including interference that may cause undesired operation.

Le présent appareil est conforme aux CNR d'Industrie Canada applicables aux appareils radio exempts de licence. L'exploitation est autorisée aux deux conditions suivantes:

1. l'appareil ne doit pas produire de brouillage, et
2. l'utilisateur de l'appareil doit accepter tout brouillage radioélectrique subi, même si le brouillage est susceptible d'en compromettre le fonctionnement.

### Warning (Part 15.21)

Changes or modifications not expressly approved by CEL could void the user's authority to operate the equipment.

### 20cm Separation Distance

To comply with FCC/IC RF exposure limits for general population/uncontrolled exposure, the EM357 USB Sticks must maintain a separation distance of at least 20cm from all persons and must not be co-located or operating in conjunction with any other antenna or transmitter.

## IC CERTIFICATION — INDUSTRY CANADA STATEMENT

The term "IC" before the certification/registration number only signifies that the Industry Canada technical specifications were met.

## CERTIFICATION IC — DÉCLARATION D'INDUSTRIE CANADA

Le terme "IC" devant le numéro de certification/d'enregistrement signifie seulement que les spécifications techniques Industrie Canada ont été respectées.

### Section 14 of RSS-210

The installer of this radio equipment must ensure that the antenna is located or pointed such that it does not emit RF field in excess of Health Canada limits for the general population. Consult *Safety Code 6*, obtainable from Health Canada's website: [http://hc-sc.gc.ca/ewh-semt/pubs/radiation/radio\\_guide-lignes\\_direct-eng.php](http://hc-sc.gc.ca/ewh-semt/pubs/radiation/radio_guide-lignes_direct-eng.php)

### L'article 14 du CNR-210

Le programme d'installation de cet équipement radio doit s'assurer que l'antenne est située ou orientée de telle sorte qu'il ne pas émettre de champ RF au-delà des limites de Santé Canada pour la population générale. Consulter le Code de sécurité 6, disponible sur le site Web de Santé Canada, [http://hc-sc.gc.ca/ewh-semt/pubs/radiation/radio\\_guide-lignes\\_direct-eng.php](http://hc-sc.gc.ca/ewh-semt/pubs/radiation/radio_guide-lignes_direct-eng.php)

## CE CERTIFICATION — EUROPE

The MeshConnect ZM357S-USB Stick is in the process of being tested and certified for use in the European Union.

## SOFTWARE COMPLIANCE

The ZM357S-USB and ZM357S-USB-LR USB Sticks require software restrictions to meet agency certification requirements. These restrictions have been implemented in the sample application included with the Software Development Kit.

Customers must implement the following output power restrictions to use the FCC or IC Certification with the ZM357S-USB and ZM357S-USB-LR USB Sticks:

	Certification	RF Channel	Valid TX Power Steps	Typical Max Output Power
ZM357S-USB (using ZICM357SP0-1)	FCC/IC	11 - 25	-43 to 8	8dBm
		26	-43 to 0	1 dBm
	ETSI	11 - 26	-43 to 8	8dBm
ZM357S-USB-LR (using ZICM357SP2-1)	FCC/IC	11 - 24	-43 to -2	20dBm
		25	-43 to -6	17dBm
		26	-43 to -26	-3dBm

**Note:** For ZM357S-USB-LR, Power Mode 2 with power setting -2 is the maximum setting allowed for FCC Compliance. Operating in Power Mode 3 at higher power settings may damage the Power Amplifier.

## QUALITY

CEL's USB Sticks offer the highest quality at competitive prices. Our USB Sticks are built with ZICM357SPx Modules, which are manufactured in compliance with IPC-A-610 specification, Class II and go through JESD22 qualification processes which includes high temperature operating life tests, mechanical shock, temperature cycling, humidity and reflow testing. CEL conducts RF and DC factory testing on 100% of all ZICM357SPx modules.

CEL builds the quality into our products, giving our customers confidence when integrating our products into their systems.



## REFERENCES

Reference Documents	Download
Silicon Laboratories EM35x Development Kit User Guide	<a href="#">Link</a>
0011-00-07-00-000 CEL ZICM357SPx Datasheet - EM357 Mini Modules	<a href="#">Link</a>
0011-01-16-03-001 CEL USB Stick Driver Installation Instructions - Application Note	<a href="#">Link</a>

## REVISION HISTORY

Previous Versions	Changes to Current Version	Page(s)
0011-01-07-03-000 (Issue A) July 26, 2012	Initial preliminary datasheet	N/A
0011-01-07-03-000 (Issue B) February 5, 2013	Changes to Absolute Maximum Ratings, Recommended Operating Conditions, DC Characteristics, RF Characteristics, USB Stick Dimensions; Updated Certification Compliance Statements	4, 6, 7
0011-01-07-03-000 (Issue C) July 31, 2013	Updated Photography, Agency Certifications	1, 7
0011-01-07-03-000 (Issue D) November 8, 2013	Added New Section "USB Stick Port Adapter and Switches". Updated Operating and Storage Temperature ranges	1, 5, 6

## Disclaimer

The information in this document is current as of the published date. The information is subject to change without notice. For actual design-in, refer to the latest publications of CEL Data Sheets or Data Books, etc., for the most up-to-date specifications of CEL products. Not all products and/or types are available in every country. Please check with an CEL sales representative for availability and additional information.

No part of this document may be copied or reproduced in any form or by any means without the prior written consent of CEL. CEL assumes no responsibility for any errors that may appear in this document.

CEL does not assume any liability for infringement of patents, copyrights or other intellectual property rights of third parties by or arising from the use of CEL products listed in this document or any other liability arising from the use of such products. No license, express, implied or otherwise, is granted under any patents, copyrights or other intellectual property rights of CEL or others.

Descriptions of circuits, software and other related information in this document are provided for illustrative purposes in semiconductor product operation and application examples. The incorporation of these circuits, software and information in the design of a customer's equipment shall be done under the full responsibility of the customer. CEL assumes no responsibility for any losses incurred by customers or third parties arising from the use of these circuits, software and information.

While CEL endeavors to enhance the quality, reliability and safety of CEL products, customers agree and acknowledge that the possibility of defects thereof cannot be eliminated entirely. To minimize risks of damage to property or injury (including death) to persons arising from defects in CEL products, customers must incorporate sufficient safety measures in their design, such as redundancy, fire-containment and anti-failure features.

## For More Information

For more information about CEL MeshConnect products and solutions, visit our website at:  
[www.cel.com/MeshConnect](http://www.cel.com/MeshConnect).

## Technical Assistance

For Technical Assistance, visit [www.cel.com/MeshConnectHelp](http://www.cel.com/MeshConnectHelp).