

# PCS series

## 1.27 mm Pitch Connectors

### Outline

PCS series provides various 1.27 mm pitch smaller-sized high density interface connectors specifically designed for downsized electronic equipment.

### Features

- 20 - 96 contacts for board-to-cable connectors
- Results in substantial labor saving; IDC type connection is standard for cables. (AWG #28 or #30)
- Soldering type connectors available
- EMI-filtered design to meet FCC and other standards
- Backshell has a robust interface structure.
- Quick locking with metal latch
- Panel-to-cable connectors available
- Accessory is available for preventing connector misinsertion.
- 34 - 150 contacts for board-to-cable connectors.
- Even with many contacts, connectors can be easily inserted or extracted due to a low insertion force design.
- Drainage structure ensures cleaning solution does not remain in the housing during flux removal. (For molded type male connectors)

### Principal Applications

Office automation equipment, instrumentation equipment, communications equipment, factory automation, etc.

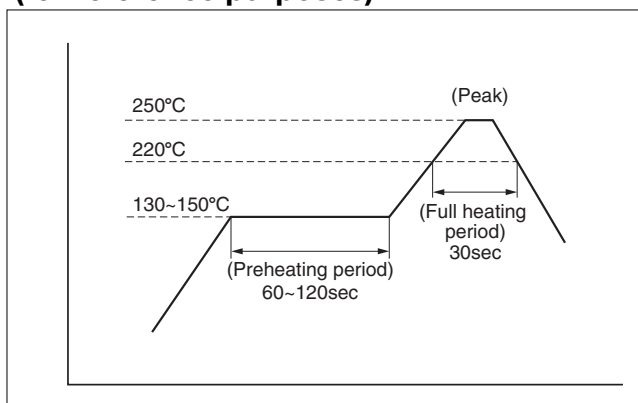
### Electrical Characteristics

Rated voltage	250V AC (r.m.s.)
Rated current	1 A
Insulation resistance	Over 1000 megohms at 100V DC
Dielectric withstanding voltage	750V AC (r.m.s.) for PCS series 500V AC (r.m.s.) for PCS-XE series
Contact resistance	35 milliohms or less (not applicable to some products)

#### Document Disclaimer

- When placing orders with us, minimum order quantities are set for every product.
- Be sure to contact us before starting preliminary design of PCBs using our connectors.
- The specifications and information shown in the catalog are subject to change without notice.

### Reflow temperature profile (for reference purposes)

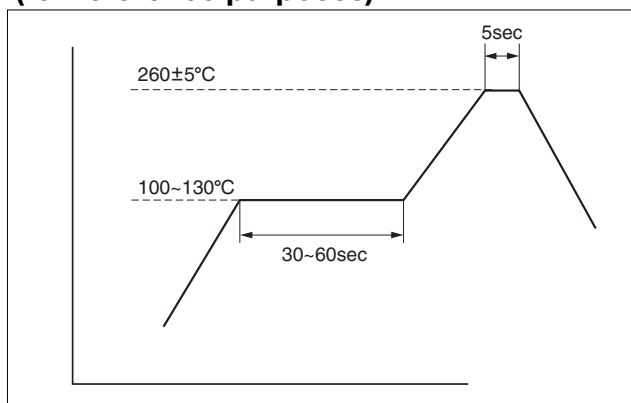


The reflow temperature profile shown in this drawing is for reference purposes. This profile depends on requirements such as reflow equipment, soldering paste, and PCB size. Thus, this profile may not meet with your specific situation. Please evaluate your PCB-mounting soldering and set your own reflow temperature profile.

#### ●Applicable products

PCS-XE( )SLFYTU( )+

### Flow temperature profile (for reference purposes)



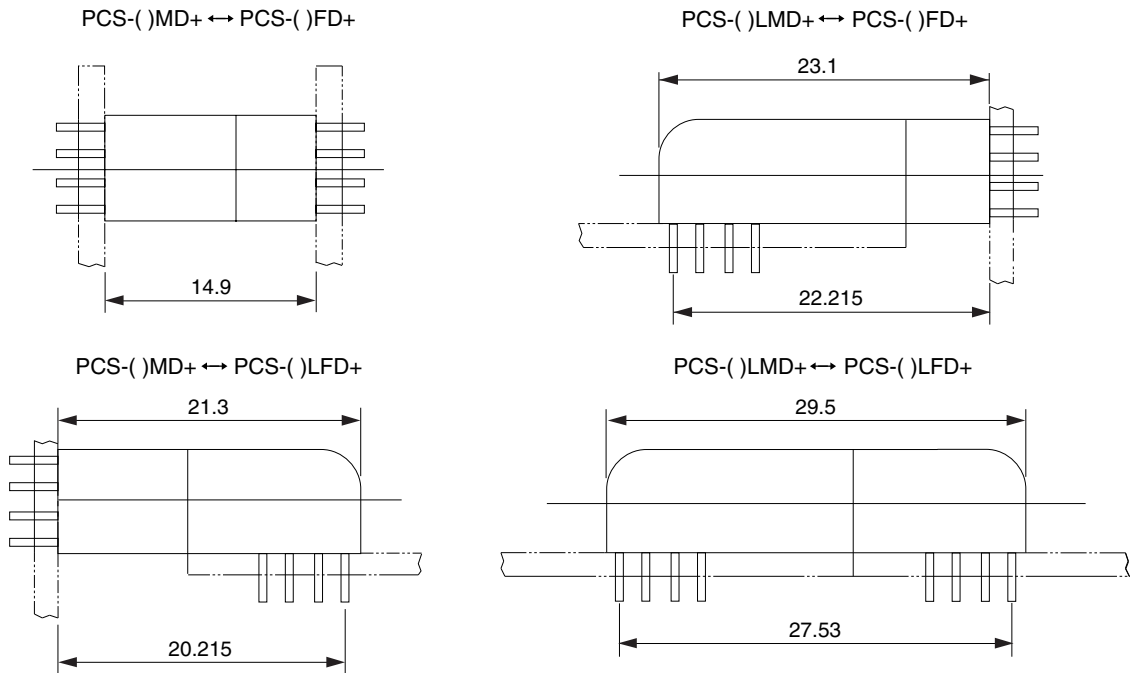
The flow temperature profile as shown above is for reference purposes. This profile depends on requirements such as the PCB size. Thus, this profile may not meet with your specific situation. Please evaluate your PCB-mounting soldering and set your own flow temperature profile.

#### ●Applicable products

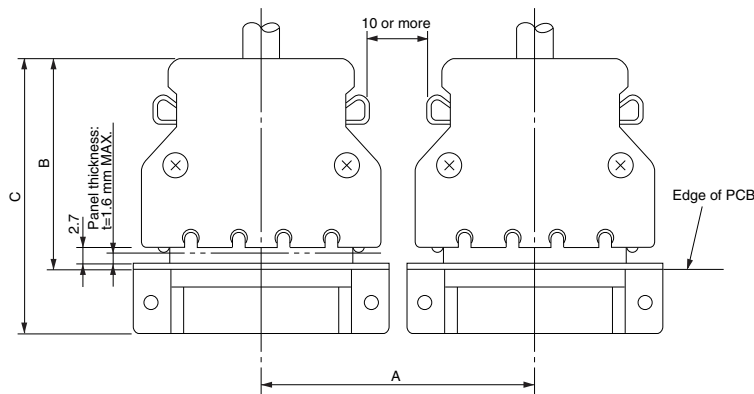
PCS series through hole type connector

## Dimensions of connector mounting for reference purposes

### Board-to-board connector dimensions for reference purposes



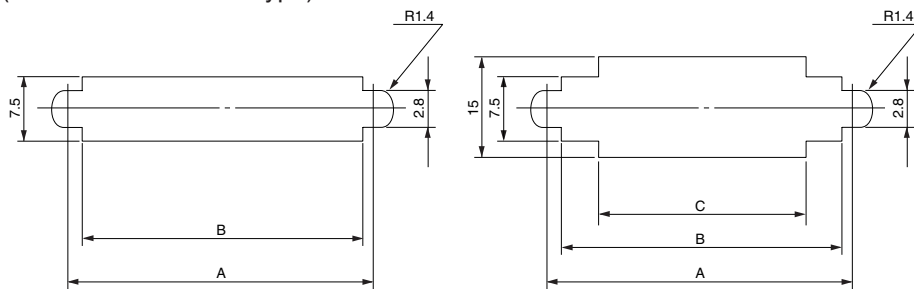
### Board-to-cable connector dimensions for reference purposes (In the case of spring-locked type)



Number of contacts	A	B	C
20	35 or more	35.5 or more	46.2 or more
28	40 or more		
36	45.1 or more		
50	54 or more		
68	65.4 or more		
80	73 or more	40.5 or more	51.2 or more
96	83.2 or more		

## Panel mounting-hole dimensions for reference purposes


(In the case of PCS-E type)



In the case of using a mating guide


Number of contacts	A	B	C
20	27.4	23.7	11.3
28	32.5	28.8	16.3
36	37.6	33.9	20.3
50	46.5	42.8	30.3
68	57.9	54.2	40.3
80	65.5	61.8	50.3
96	75.69	72.0	—

## Product List




Straight through hole type male connector for PCB PCS-( )MD+

**B-10**  
PCS series...8



Straight through hole type female connector for PCB PCS-( )FD+

**B-11**  
PCS series...9




Right-angle through hole type male connector for PCB PCS-( )LMD+

**B-12**  
PCS series...10



Right-angle through hole type female connector for PCB PCS-( )LFD+

**B-13**  
PCS series...11




Right-angle through hole type male connector for PCB PCS-128LMDT-GP+

**B-14**  
PCS series...12




Right-angle through hole type female connector for PCB PCS-128LFDT-GP+

**B-15**  
PCS series...13



Straight through hole type male connector for PCB PCS-E( )MD+

**B-16**  
PCS series...14



Right-angle through hole type male connector for PCB PCS-E( )LMD+

**B-17**  
PCS series...15




IDC type female connector for cable PCS-E( )F( )

**B-18**  
PCS series...16



Soldering type female connector for cable PCS-E( )FS+

**B-19**  
PCS series...17



IDC type male connector for panel PCS-E( )PM( )-( )

**B-20**  
PCS series...18




IDC type male connector for cable PCS-D( )MA1( )+

**B-21**  
PCS series...19



IDC type female connector for cable PCS-D68( )FA1( )+

**B-22**  
PCS series...20



Straight through hole type female connector for PCB PCS-XE( )SFD( )-( )+

**B-23**  
PCS series...21



Straight through hole type female connector for PCB PCS-XE( )SFD( )N( )+

**B-24**  
PCS series...22



Right-angle through hole type female connector for PCB PCS-XE( )LFD( )-( )+

**B-25**  
PCS series...23




Right-angle through hole type female connector for PCB PCS-XE68LFD( )N( )+

**B-26**  
PCS series...24




Right-angle through hole type female connector for PCB PCS-XE100LFD( )-( )+

**B-27**  
PCS series...25



Right-angle through hole type female connector for PCB PCS-XE( )SLFD( )-( )+

**B-28**  
PCS series...26



Right-angle through hole type female connector for PCB PCS-XE( )SLFD( )-( )+

**B-29**  
PCS series...27




Right-angle through hole type female connector for PCB  
PCS-XE( )SLFD( )N( )+

**B-30**  
PCS series...28



Right-angle through hole type female connector for PCB  
PCS-XE( )SLFDT( )N( )+

**B-31**  
PCS series...29




Right-angle SMT type female connector for PCB  
PCS-XE( )SLFYTU( )+

**B-32**  
PCS series...30



Straight Press-in type female connector for PCB  
PCS-XE50SFP( ) ( )

**B-33**  
PCS series...31



IDC type male connector for cable  
PCS-XE( )M( ) ( )+

**B-34**  
PCS series...32



Soldering type male connector for cable  
PCS-XES68MS+

**B-35**  
PCS series...33



IDC type female connector for panel  
PCS-XE( )SPF( )1UN( )

**B-36**  
PCS series...34



IDC type female connector for panel  
PCS-XE( )SPF( ) ( ) ( )

**B-37**  
PCS series...35



IDC type female connector for panel  
PCS-XED( ) ( )FA( ) ( )+

**B-38**  
PCS series...36



IDC type female connector for panel  
PCS-XED68( )FAUN( )+

**B-39**  
PCS series...37



EMI-filtered vertical type die-cast material backshell for standard cable  
PCS-E( )L( )

**B-40**  
PCS series...38




Vertical type die-cast material backshell for larger diameter cable  
PCS-E( )LK

**B-41**  
PCS series...39



Mating guide structure vertical type die-cast material backshell for standard cable  
PCS-E( )LG( )

**B-42**  
PCS series...40



Horizontal type die-cast material backshell for standard cable  
PCS-E( )W

**B-43**  
PCS series...41




Vertical type plastic backshell for flat cable  
PCS-E( )LT+

**B-44**  
PCS series...42



Vertical type die-cast material backshell for cable extension  
PCS-E( )PML( )

**B-45**  
PCS series...43



Vertical type die-cast material backshell for standard cable with provision for preventing misinsertion  
PCS-E( )LP( )-( )+R

**B-46**  
PCS series...44




Vertical type die-cast material backshell for larger diameter cable with provision for preventing misinsertion  
PCS-E( )LKP( )-( )+R

**B-47**  
PCS series...45




Vertical type die-cast material backshell for larger diameter cable with mating guide for preventing misinsertion  
PCS-E96LKP( )-( )+R

**B-48**  
PCS series...46




Vertical type die-cast material backshell for larger diameter cable with provision for preventing misinsertion  
PCS-E96LKP1A-( )+R


**B-49**  
PCS series...47



Vertical type die-cast material backshell  
for standard cable with mating guide  
for preventing misinsertion  
PCS-E( )LGP( )-( )+R  
**B-50**  
PCS series...48



Horizontal type die-cast material backshell  
for standard cable with provision  
for preventing misinsertion  
PCS-E( )WSP( )-( )+R  
**B-51**  
PCS series...49



Horizontal type die-cast material backshell  
for larger diameter cable with provision  
for preventing misinsertion  
PCS-E( )WKP( )-( )+R  
**B-52**  
PCS series...50



Horizontal type die-cast material backshell  
for larger diameter cable with provision  
for preventing misinsertion  
PCS-E96WKP( )-( )+R  
**B-53**  
PCS series...51



Vertical type die-cast material backshell  
for flat cable with provision  
for preventing misinsertion  
PCS-E( )LTP( )-( )+R  
**B-54**  
PCS series...52



Vertical type  
die-cast material backshell  
for larger diameter cable  
PCS-E68LKAU2N  
**B-55**  
PCS series...53




Vertical type  
over-molded backshell  
PCS-XEM( )DL( )-( )N  
**B-56**  
PCS series...54



Vertical type  
over-molded backshell  
PCS-XEM100L( )-( )  
**B-57**  
PCS series...55



Vertical type  
die-cast material backshell  
for daisy chain connection  
PCS-SE68LDAU2N  
**B-58**  
PCS series...56



Dust-proof cap  
PCS-68C  
**B-59**  
PCS series...57



Dust-proof cap  
PCS-E( )C( )  
**B-60**  
PCS series...58



Dust-proof cap  
PCS-E( )CP( )  
**B-61**  
PCS series...59



1.6 mm panel-thickness mating  
guide  
PCS-E( )G  
**B-62**  
PCS series...60



1.0 mm panel-thickness mating  
guide  
PCS-E( )G1  
**B-63**  
PCS series...61




Metallic mating guide  
PCS-E( )G3( )  
**B-64**  
PCS series...62



Metallic mating guide  
with provision  
for preventing misinsertion  
PCS-E( )G4( )  
**B-65**  
PCS series...63



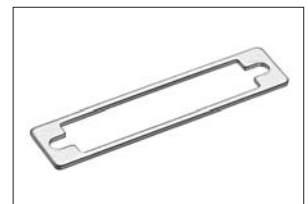
Key rivet for preventing  
misinsertion  
PCS-E-PK+R  
**B-66**  
PCS series...64



Misinsertion prevention guide  
PCS-E( )PG( )  
**B-67**  
PCS series...65



Misinsertion prevention guide  
PCS-E96PG( )  
**B-68**  
PCS series...66



Spacer hardware for male  
connector  
PCS-E( )M-SP  
**B-69**  
PCS series...67



Screw lock  
PCS-XE50SJ( )U2

**B-70**  
PCS series...68



Plug-in type terminator  
PCS-68FTH014X+

**B-71**  
PCS series...69



# Straight through hole type male connector for PCB PCS-( )MD+

RoHS

1.27 mm pitch connector

For PCB

Straight Through hole

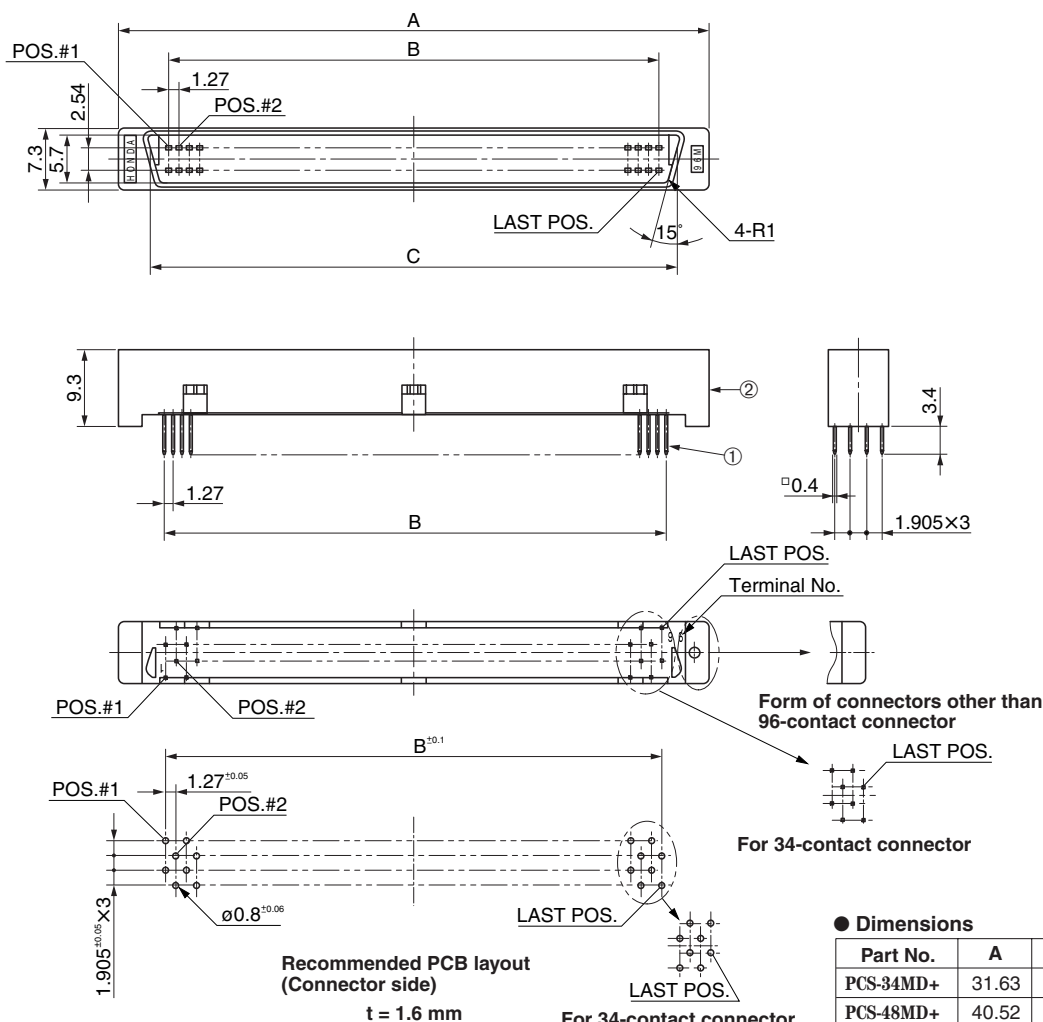


## ● Configuration of product Part No.

PCS- ( ) MD+

① ② ③

- ① Series name
- ② No. of contacts: 34, 48, 68, 96 or 150
- ③ Type of connector  
MD: Straight through hole type, male



## ● Components

①	Contacts
②	Insulator

Because some combinations of "Configurations of Product Part No.", are under consideration for development, please contact us for availability details.

## ● Dimensions

Part No.	A	B	C
PCS-34MD+	31.63	20.32	24.69
PCS-48MD+	40.52	29.21	33.58
PCS-68MD+	53.22	41.91	46.28
PCS-96MD+	71.0	59.69	64.06
PCS-150MD+	105.29	93.98	98.35

Mating connectors: PCS series PCB-side through hole type female connector

Accessories: Dust-proof cap, PCS-( )C

Through hole SMT Press-in IDC Soldering Crimping Wire wrapping Others




# Straight through hole type female connector for PCB PCS-( )FD+

RoHS

1.27 mm pitch connector

For PCB

Straight Through hole

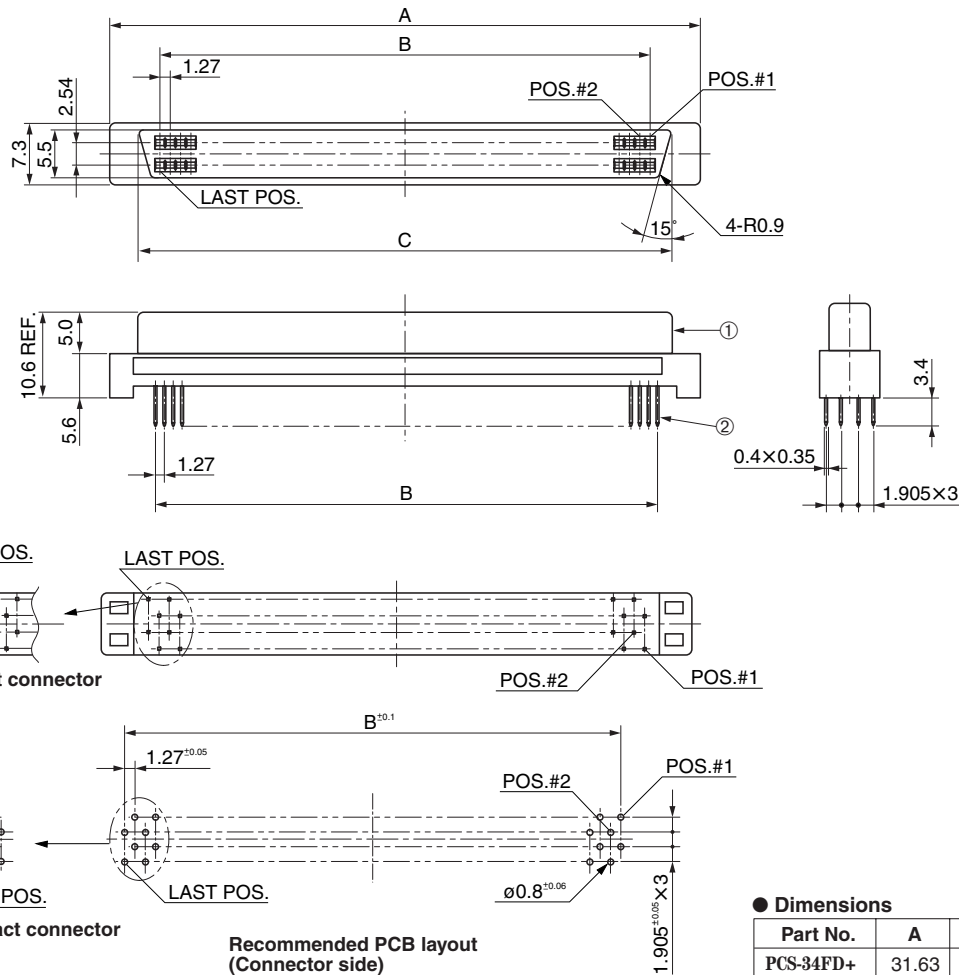


## ● Configuration of product Part No.

PCS- ( ) FD+

① ② ③

- ① Series name
- ② No. of contacts: 34, 48, 68, 96 or 150
- ③ Type of connector  
FD: Straight through hole type, female



## ● Dimensions

Part No.	A	B	C
PCS-34FD+	31.63	20.32	24.49
PCS-48FD+	40.52	29.21	33.38
PCS-68FD+	53.22	41.91	46.08
PCS-96FD+	71.0	59.69	63.86
PCS-150FD+	105.29	93.98	98.15

## ● Components

①	Insulator
②	Contact

Because some combinations of "Configurations of Product Part No.", are under consideration for development, please contact us for availability details.

Mating connectors: PCS series straight through hole type male connector for PCB (Stacked height: 14.9 mm)

PCS series right-angle through hole type male connector for PCB

Others Wire wrapping Crimping Soldering IDC Press-in SMT Through hole

# Right-angle through hole type male connector for PCB PCS-( )LMD+

RoHS

1.27 mm pitch connector

For PCB

Right-angle Through hole

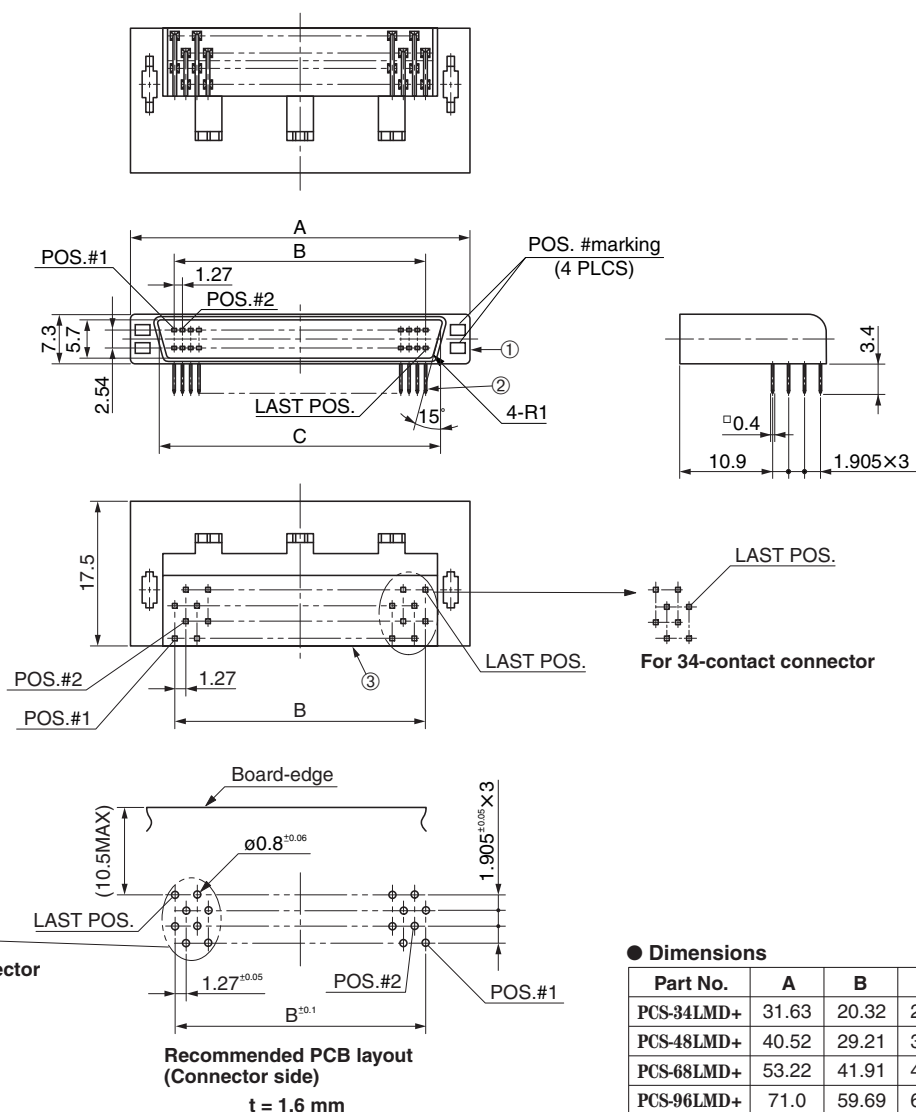


## ● Configuration of product Part No.

PCS- ( ) LMD+

① ② ③

- ① Series name
- ② No. of contacts: 34, 48, 68 or 96
- ③ Type of connector  
LMD: Right-angle through hole type, male



Mating connectors: PCS series straight through hole type female connector for PCB

PCS series right-angle through hole type female connector for PCB

Through hole SMT Press-in IDC Soldering Crimping Wire wrapping Others




# Right-angle through hole type male connector for PCB PCS-128LMDT-GP+

1.27 mm pitch connector

For PCB

Right-angle Through hole

RoHS

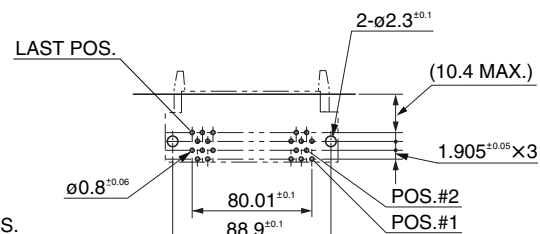
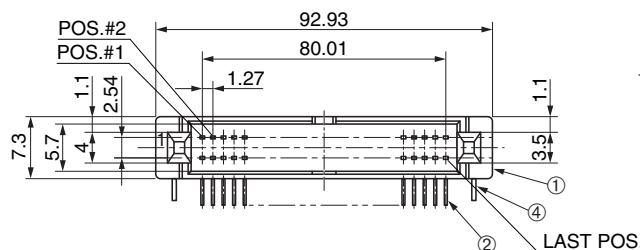


## ● Configuration of product Part No.

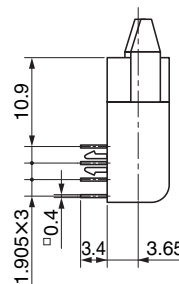
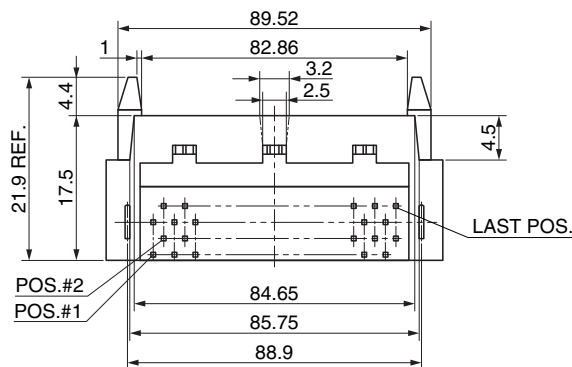
### PCS- 128 LMD T- GP+

① ② ③ ④ ⑤

- ① Series name
- ② No. of contacts: 128
- ③ Type of connector  
LMD: Right-angle through hole type, male
- ④ Lock pin
- ⑤ Mating guide



Recommended PCB layout  
(Connector side)  
t = 1.6 mm



## ● Components

①	Insulator
②	Contacts
③	Bracket
④	Lock pin

Mating connectors: PCS-128LFDT-GP+

Through hole SMT Press-in IDC Soldering Crimping Wire wrapping Others

# Right-angle through hole type female connector for PCB PCS-128LFDT-GP+

RoHS

1.27 mm pitch connector

For PCB

Right-angle Through hole

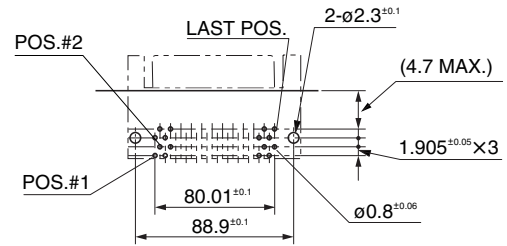
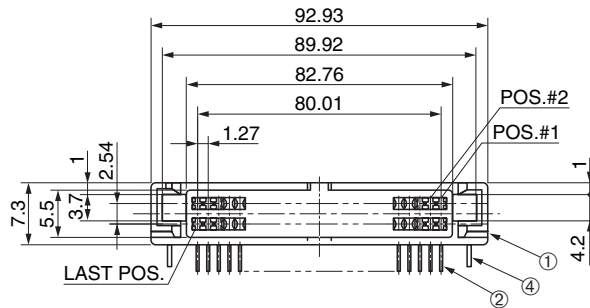


## ● Configuration of product Part No.

**PCS- 128 LFD T- GP+**

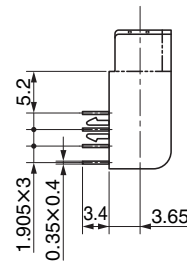
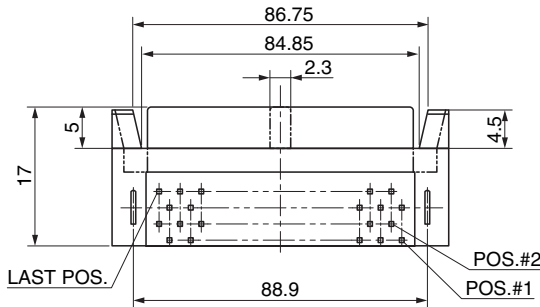
① ② ③ ④ ⑤

- ① Series name
- ② No. of contacts: 128
- ③ Type of connector  
LFD: Right-angle through hole type, female
- ④ Lock pin
- ⑤ Mating guide



Recommended PCB layout  
(Connector side)

t = 1.6 mm



## ● Components

①	Insulator
②	Contacts
③	Bracket
④	Lock pin

Mating connectors: PCS-128LMDT-GP+


# Straight through hole type male connector for PCB PCS-E( )MD+

RoHS

1.27 mm pitch connector

For PCB

Straight Through hole

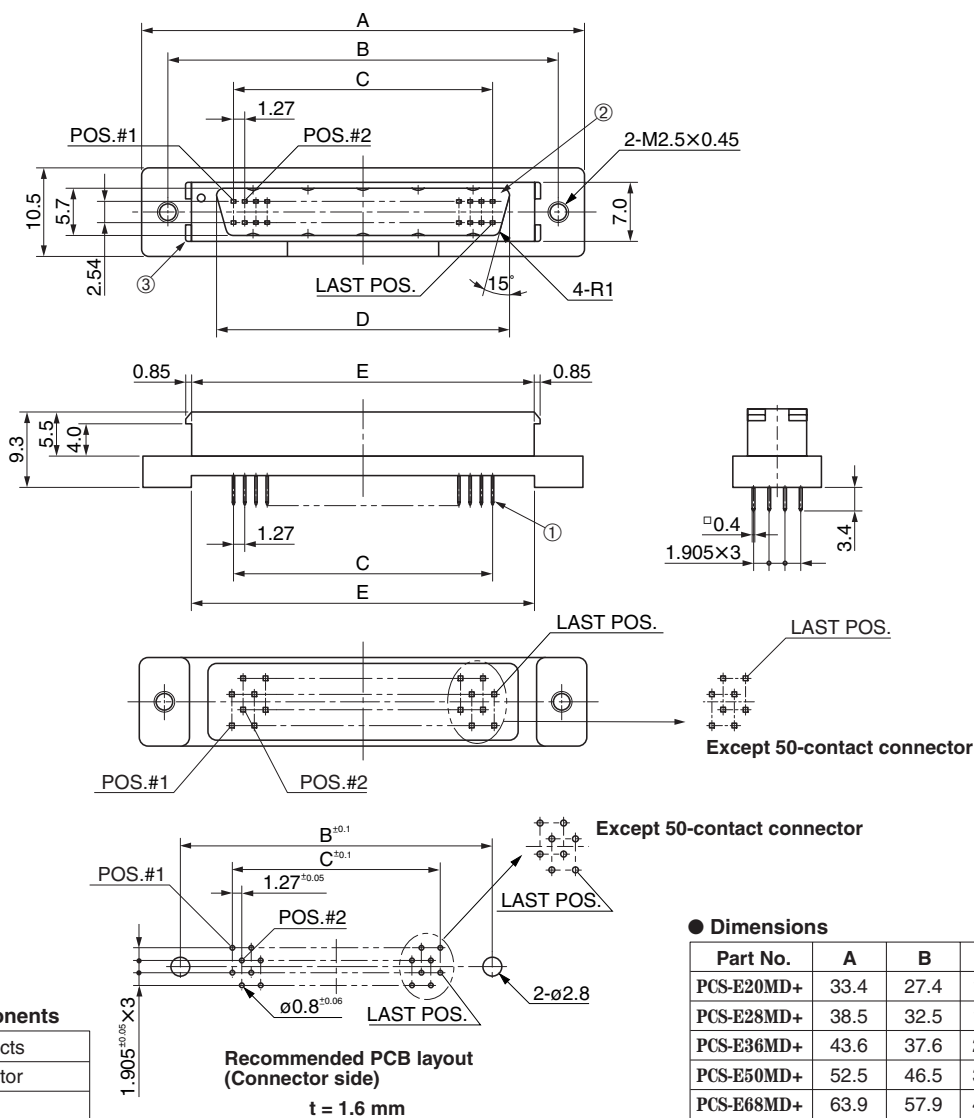


## ● Configuration of product Part No.

PCS-E ( ) MD+

① ② ③

- ① Series name
- ② No. of contacts: 20, 28, 36, 50 or 68
- ③ Type of connector  
MD: Straight through hole type, male



Mating connectors: PCS-E series cable-side IDC type female connector

PCS-E series cable-side soldering type female connector

Accessories: Dust-proof cap, PCS-( )C( )

Through hole SMT Press-in IDC Soldering Crimping Wire wrapping Others

# Right-angle through hole type male connector for PCB PCS-E( )LMD+

RoHS

1.27 mm pitch connector

For PCB

Right-angle Through hole

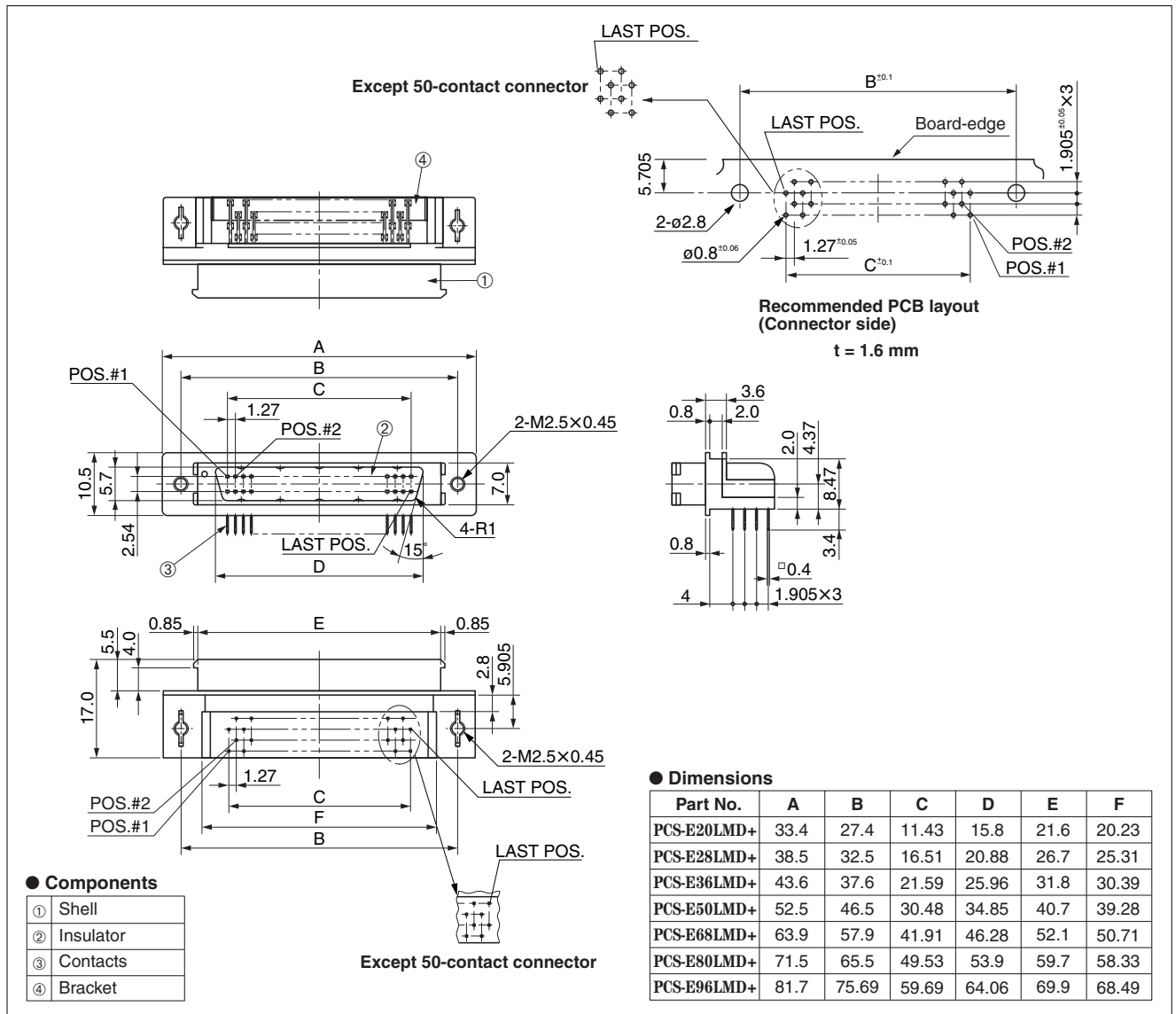


## ● Configuration of product Part No.

**PCS-E ( ) LMD+**

① ② ③

- ① Series name
- ② No. of contacts: 20, 28, 36, 50, 68, 80 or 96
- ③ Type of connector  
LMD: Right-angle through hole type, male



**Mating connectors:** PCS-E series cable-side IDC type female connector

PCS-E series cable-side soldering type female connector

**Accessories:** Dust-proof cap, PCS-( )C( )

Others Wire wrapping Crimping Soldering IDC Press-in SMT Through hole



# IDC type female connector for cable PCS-E( )F( )

RoHS

1.27 mm pitch connector

For cable

IDC (1.2 mm)

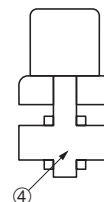
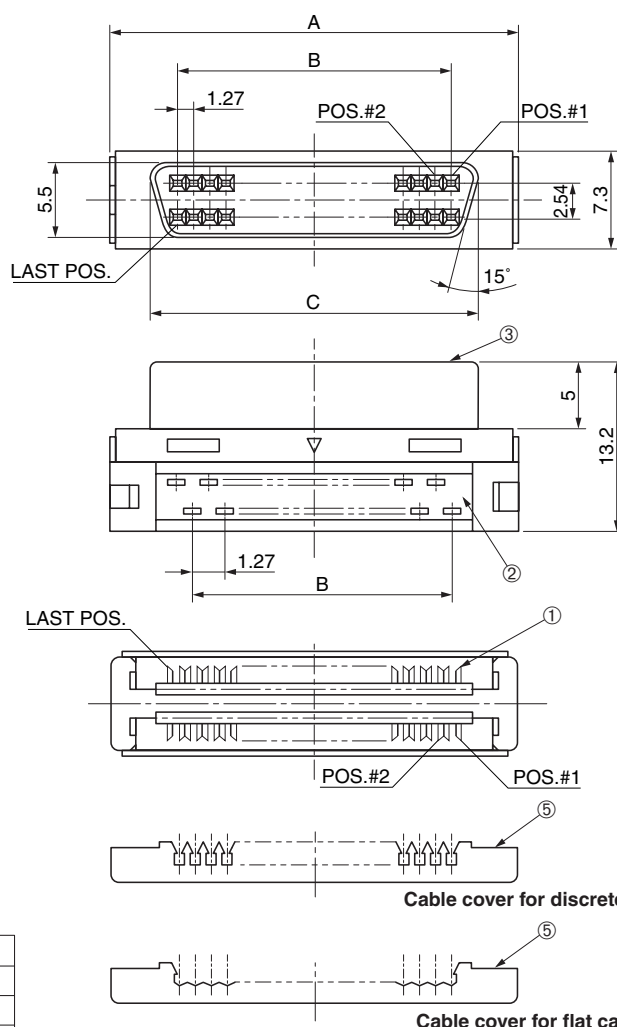


## ● Configuration of product Part No.

PCS-E ( ) F ( )

① ② ③ ④

- ① Series name  
 ② No. of contacts: 20, 28, 36, 50, 68, 80 or 96  
 ③ Type of contact: Female  
 ④ Cable sizes for reference purposes (In case the cable sheath is made of PVC resin)  
 Blank: AWG#28(7 / 0.127) or AWG#30(1 / 0.254). Outside diameter of insulation is 0.8–1.0 mm. For discrete wire.  
 A : AWG#28(7 / 0.127) or AWG#30(1 / 0.254). Outside diameter of insulation is 0.5–0.65 mm. For discrete wire.  
 B : AWG#30(7 / 0.1). Outside diameter of wire is 0.5–0.65 mm. For discrete wire.  
 C : AWG#28(7 / 0.127) For flat cable  
 D : AWG#30(7 / 0.1) For flat cable (See Note #1)



Note 1: This 96-contact connector is not available for flat cable.

## ● Components

①	Contacts
②	Spacer
③	Shell
④	Insulator
⑤	Cable cover

Because some combinations of "Configurations of Product Part No.", are under consideration for development, please contact us for availability details.

## ● Dimensions

Part No.	A	B	C
PCS-E20F( )	21.65	11.43	15.4
PCS-E28F( )	26.7	16.51	20.48
PCS-E36F( )	31.8	21.59	25.56
PCS-E50F( )	40.7	30.48	34.45
PCS-E68F( )	52.1	41.91	45.88
PCS-E80F( )	59.7	49.53	53.5
PCS-E96F( )	69.9	59.69	63.66

Mating connectors: PCS-E series through hole type male connector for PCB

PCS-E series IDC type male connector for panel

Tool: (Refer to page Tool-11)

Through hole SMT Press-in IDC Soldering Crimping Wire wrapping Others

# Soldering type female connector for cable

## PCS-E( )FS+

RoHS

1.27 mm pitch connector

For cable

Soldering

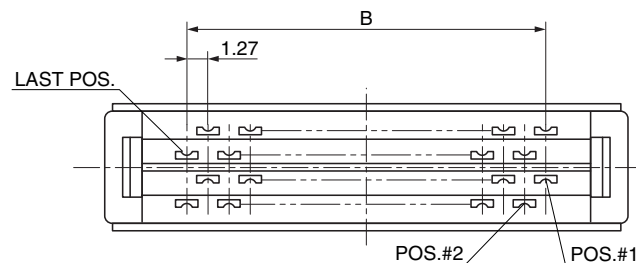
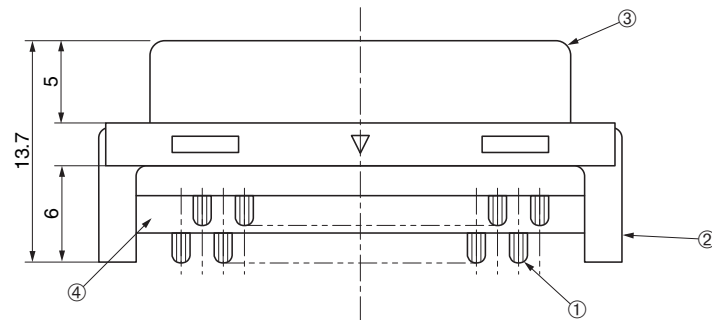
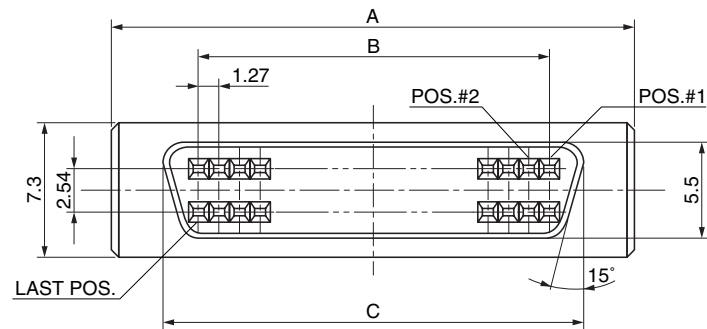


### ● Configuration of product Part No.

**PCS-E ( ) FS+**

① ② ③

- ① Series name
- ② No. of contacts: 20, 28, 36, 50 or 68
- ③ Type of contact: Soldering type, female  
Cable sizes for reference purposes  
FS: AWG#20 MAX.



### ● Components

①	Contacts
②	Insulator
③	Shell
④	Spacer

### ● Dimensions

Part No.	A	B	C
PCS-E20FS+	21.65	11.43	15.4
PCS-E28FS+	26.7	16.51	20.48
PCS-E36FS+	31.8	21.59	25.56
PCS-E50FS+	40.7	30.48	34.45
PCS-E68FS+	52.1	41.91	45.88

Mating connectors: PCS-E series through hole type male connector for PCB

PCS-E series IDC type male connector for panel

# IDC type male connector for panel PCS-E( )PM( )-( )

1.27 mm pitch connector

For cable

IDC (1.27 mm)

RoHS

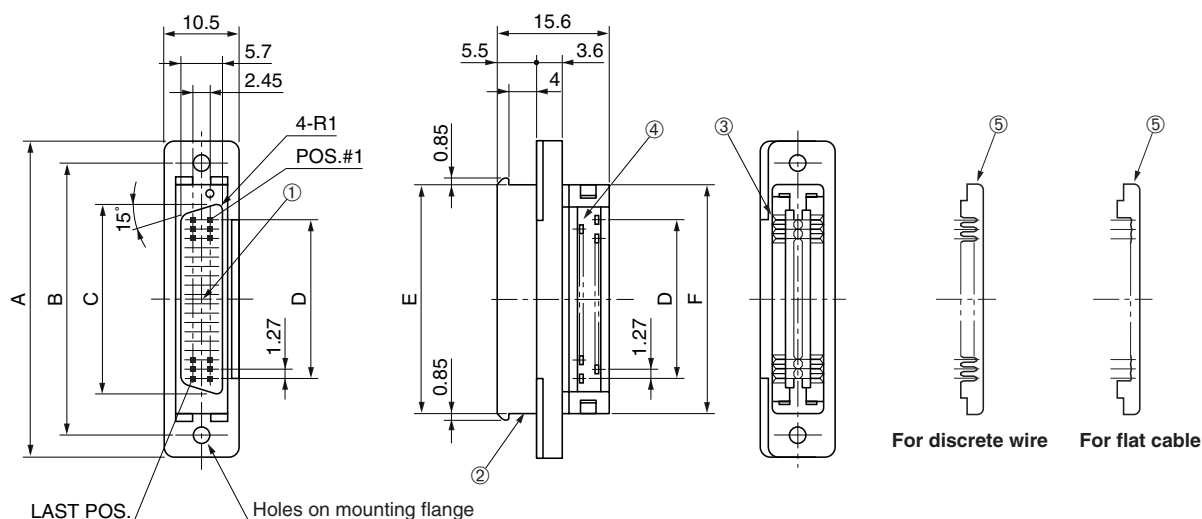


## ● Configuration of product Part No.

PCS-E ( ) P M ( )-( )

① ② ③ ④ ⑤ ⑥

- ① Series name
- ② No. of contacts: 20, 28, 36, 50 or 68
- ③ For panel
- ④ Type of contact: Male
- ⑤ Cable sizes for reference purposes (In case the cable insulation is made of PVC resin)  
Blank: AWG#28(7 / 0.127). AWG#30(1 / 0.245). For flat cables  
A : AWG#28(7 / 0.127). AWG#30(1 / 0.245). Outside diameter of insulation is 0.8–1.0 mm. For discrete wire.  
B : AWG#30(7 / 0.1). For flat cables.  
C : AWG#28(7 / 0.127) flat cable. AWG#30(1 / 0.245). Outside diameter of insulation is 0.5–0.65 mm. For discrete wire.  
D : AWG#30(7 / 0.1). Outside diameter of wire is 0.5–0.65 mm. For discrete wire.
- ⑥ Holes on mounting flange  
Blank: M2.5×0.45  
H : Diameter of hole: 2.7 mm (The connector is mounted on the Die-cast material vertical backshell of PCS-E( )PML( ).)



This figure shows 36-contact connector as a typical example.

## ● Components

①	Insulator
②	Shell
③	Contacts
④	Spacer
⑤	Cable cover

Because some combinations of "Configurations of Product Part No.", are under consideration for development, please contact us for availability details.

## ● Dimensions

Part No.	A	B	C	D	E	F
PCS-E20PM( )	33.4	27.4	15.8	11.43	21.6	21.65
PCS-E28PM( )	38.5	32.5	20.88	16.51	26.7	26.7
PCS-E36PM( ),H	43.6	37.6	25.96	21.59	31.8	31.8
PCS-E50PM( )	52.5	46.5	34.85	30.48	40.7	40.7
PCS-E68PM( )	63.9	57.9	46.28	41.91	52.1	52.1

Mating connectors: PCS-E series cable-side soldering type female connector

PCS-E series cable-side IDC type female connector

Accessories: Dust-proof cap, PCS-E( )C( )

Through hole SMT Press-in IDC Soldering Crimping Wire wrapping Others

# IDC type male connector for cable PCS-D( )( )MA1( )+

RoHS

1.27 mm pitch connector

For cable

IDC (0.635 mm)

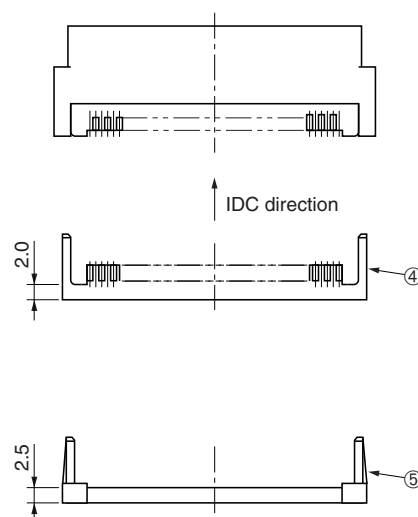
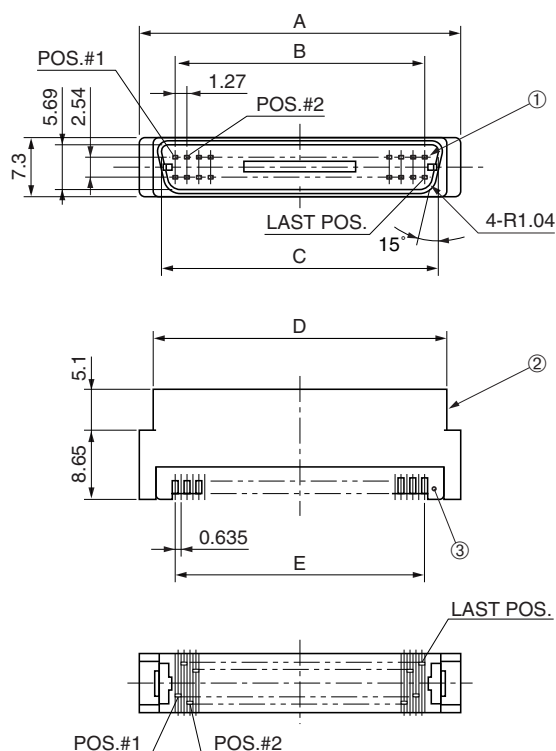
Daisy chain



## ● Configuration of product Part No.

PCS-D( )( )MA1( )+

- |               |                             |                 |                         |                                    |                                 |
|---------------|-----------------------------|-----------------|-------------------------|------------------------------------|---------------------------------|
| ①             | ②                           | ③               | ④                       | ⑤                                  | ⑥                               |
| ① Series name | ② No. of contacts: 50 or 68 | ③ Strain relief | ④ Type of contact: Male | ⑤ Cable size                       | ⑥ Contact plating               |
|               | Blank: Not provided         |                 |                         | A: AWG#30 (7 / 0.1) For flat cable | Blank: Min. 0.2 μm Gold plating |
|               | R : Provided                |                 |                         |                                    | G1 : Min. 0.76 μm Gold plating  |



## ● Components

①	Contacts
②	Insulator
③	Cable housing A
④	Cable housing B
⑤	Strain relief

Because some combinations of "Configurations of Product Part No.", are under consideration for development, please contact us for availability details.

## ● Dimensions

Part No.	A	B	C	D	E
PCS-D50( )MA1( )+	40.13	30.48	34.85	36.8	31.115
PCS-D68( )MA1( )+	51.56	41.91	46.28	48.23	42.545

Mating connectors: PCS series straight through hole type female connector for PCB

PCS-XE series through hole type female connector for PCB

Required tools: MLPT-0003A (68 contacts) and MLPT-0003B (50 contacts) locators

Others Wire wrapping Crimping Soldering IDC Press-in SMT Through hole

# IDC type female connector for cable PCS-D68( )FA1( )+

RoHS

1.27 mm pitch connector

For cable

IDC (0.635 mm)

Daisy chain

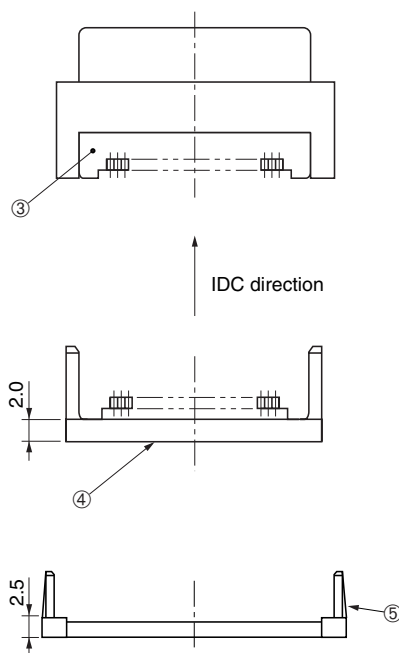
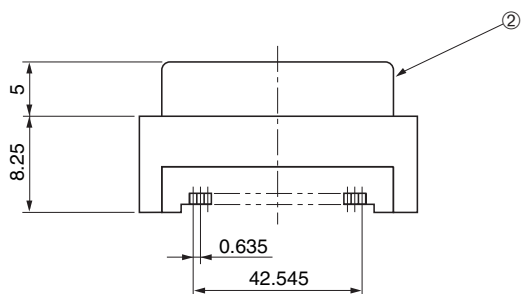
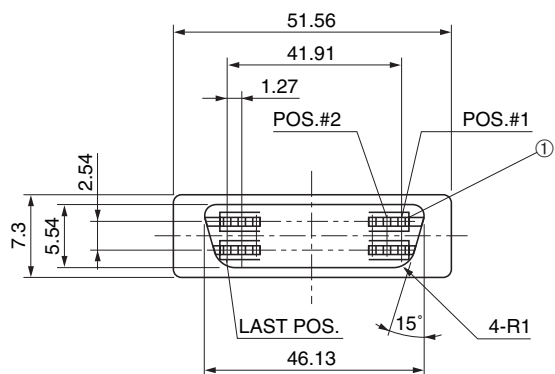


## Configuration of product Part No.

PCS-D 68 ( ) F A 1 ( )+

① ② ③ ④ ⑤ ⑥

- ① Series name
- ② No. of contacts: 68
- ③ Strain relief  
Blank: Not provided  
R : Provided
- ④ Type of contact: Female
- ⑤ Cable sizes  
A: AWG#30 (7 / 0.1) For flat cable
- ⑥ Contact plating  
Blank: Min. 0.2  $\mu$ m Gold plating  
G1 : Min. 0.76  $\mu$ m Gold plating



## Components

①	Contacts
②	Insulator
③	Cable housing A
④	Cable housing B
⑤	Strain relief

Mating connectors: PCS series through hole type male connector for PCB

Required tools: Locator, MLPT-0006A (only for 68 contacts)

Through hole SMT Press-in IDC Soldering Crimping Wire wrapping Others

# Straight through hole type female connector for PCB PCS-XE( )SFD( )( )+


RoHS

1.27 mm pitch connector

For PCB

Straight Through hole

SCSI-II

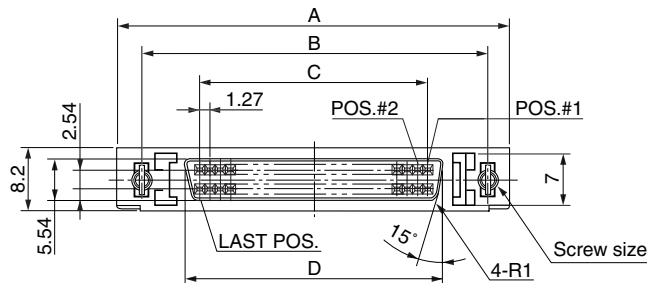


## ● Configuration of product Part No.

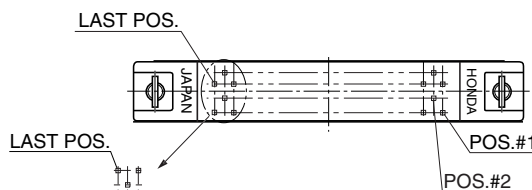
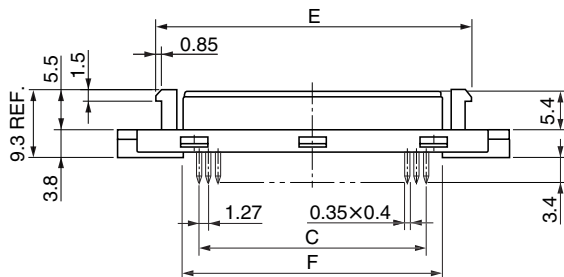
PCS-XE ( ) S FD ( ) ( ) +

① ② ③ ④ ⑤ ⑥

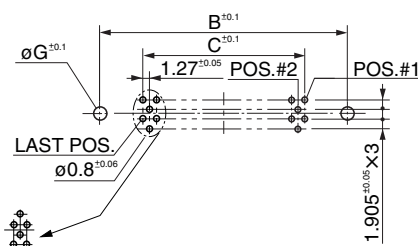
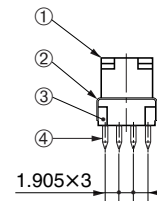
- ① Series name
- ② No. of contacts: 26, 50 or 68
- ③ Type of shell  
S: Short shell
- ④ Type of connector  
FD: Straight through hole type, female
- ⑤ Screw size  
Blank: M2.5×0.45 (standard)  
U : #4-40UNC  
U2 : #2-56UNC
- ⑥ Contact plating  
Blank: Min. 0.2 μm Gold plating  
G1 : Min. 0.76 μm Gold plating



Note 1: This 26-contact connector is not available for #4-40UNC and #2-56UNC screws.



For 68-contact connector



Recommended PCB layout  
(Connector side)  
t = 1.6 mm

## ● Dimensions

Part No.	A	B	C	D	E	F
PCS-XE26SFD( )( ) +	37.2	31.2	15.24	19.46	27.05	20.0
PCS-XE50SFD( )( ) +	52.5	46.5	30.48	34.7	42.29	35.24
PCS-XE68SFD( )( ) +	63.9	57.9	41.91	46.13	53.72	46.67

Because some combinations of "Configurations of Product Part No.", are under consideration for development, please contact us for availability details.

## ● Components

①	Shell A
②	Shell B
③	Insulator
④	Contacts

Part No.	Screws size	øG
PCS-XE( )SFD( ) +	M2.5×0.45	2.8
PCS-XE( )SFDU( ) +	#4-40UNC	3.05
PCS-XE( )SFDU2( ) +	#2-56UNC	2.5

Mating connectors: PCS-XE series IDC type male connector for cable

# Straight through hole type female connector for PCB

## PCS-XE( )SFD( )N( )+


RoHS

1.27 mm pitch connector

For PCB

Straight Through hole

SCSI-III

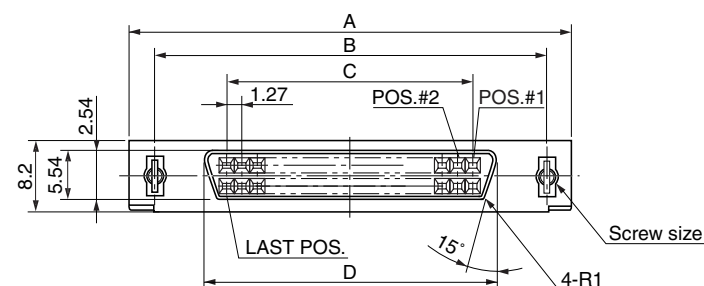


### ● Configuration of product Part No.

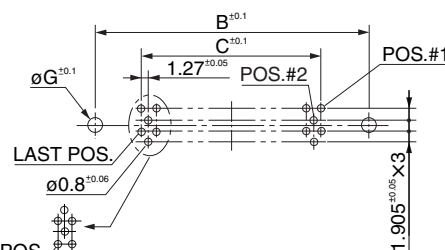
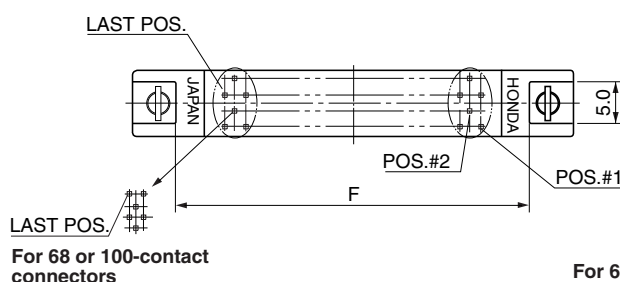
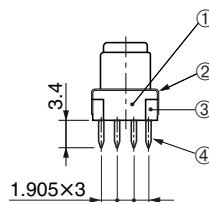
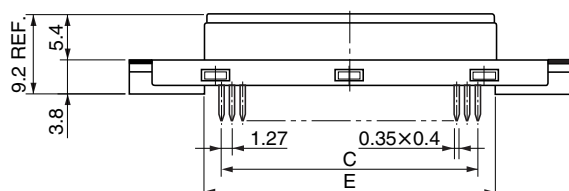
## PCS-XE ( ) SFD ( ) N ( ) +

① ② ③ ④ ⑤ ⑥ ⑦

- ① Series name
- ② No. of contacts: 50, 68 or 100
- ③ Type of shell  
S: Short shell
- ④ Type of connector  
FD: Straight through hole type, female
- ⑤ Screw size  
Blank: M2.5×0.45  
U : #4-40UNC (standard)  
U2 : #2-56UNC
- ⑥ Lock type  
N: Screw lock
- ⑦ Contact plating  
Blank: Min. 0.2 μm Gold plating  
G1 : Min. 0.76 μm Gold plating



Note 1: This 26-contact connector is not available for #4-40UNC and #2-56UNC screws.



### ● Dimensions

Part No.	A	B	C	D	E	F
PCS-XE50SFD( )N( )+	52.5	46.5	30.48	34.7	35.24	42.1
PCS-XE68SFD( )N( )+	63.9	57.9	41.91	46.13	46.67	53.5
PCS-XE100SFD( )N( )+	84.3	78.23	62.23	66.45	66.99	73.85

For 68 or 100-contact connectors

Recommended PCB layout (Connector side)

t = 1.6 mm

Part No.	Screws size	øG
PCS-XE( )SFDN( )+	M2.5×0.45	2.8
PCS-XE( )SFDUN( )+	#4-40UNC	3.05
PCS-XE( )SFDU2N( )+	#2-56UNC	2.5

### ● Components

①	Shell A
②	Shell B
③	Insulator
④	Contacts

Because some combinations of "Configurations of Product Part No.", are under consideration for development, please contact us for availability details.

Mating connectors: PCS-XE series IDC type male connector

Through hole SMT Press-in IDC Soldering Crimping Wire wrapping Others



# Right-angle through hole type female connector for PCB PCS-XE( )LFD( )( )+


RoHS

1.27 mm pitch connector

For PCB

Right-angle Through hole

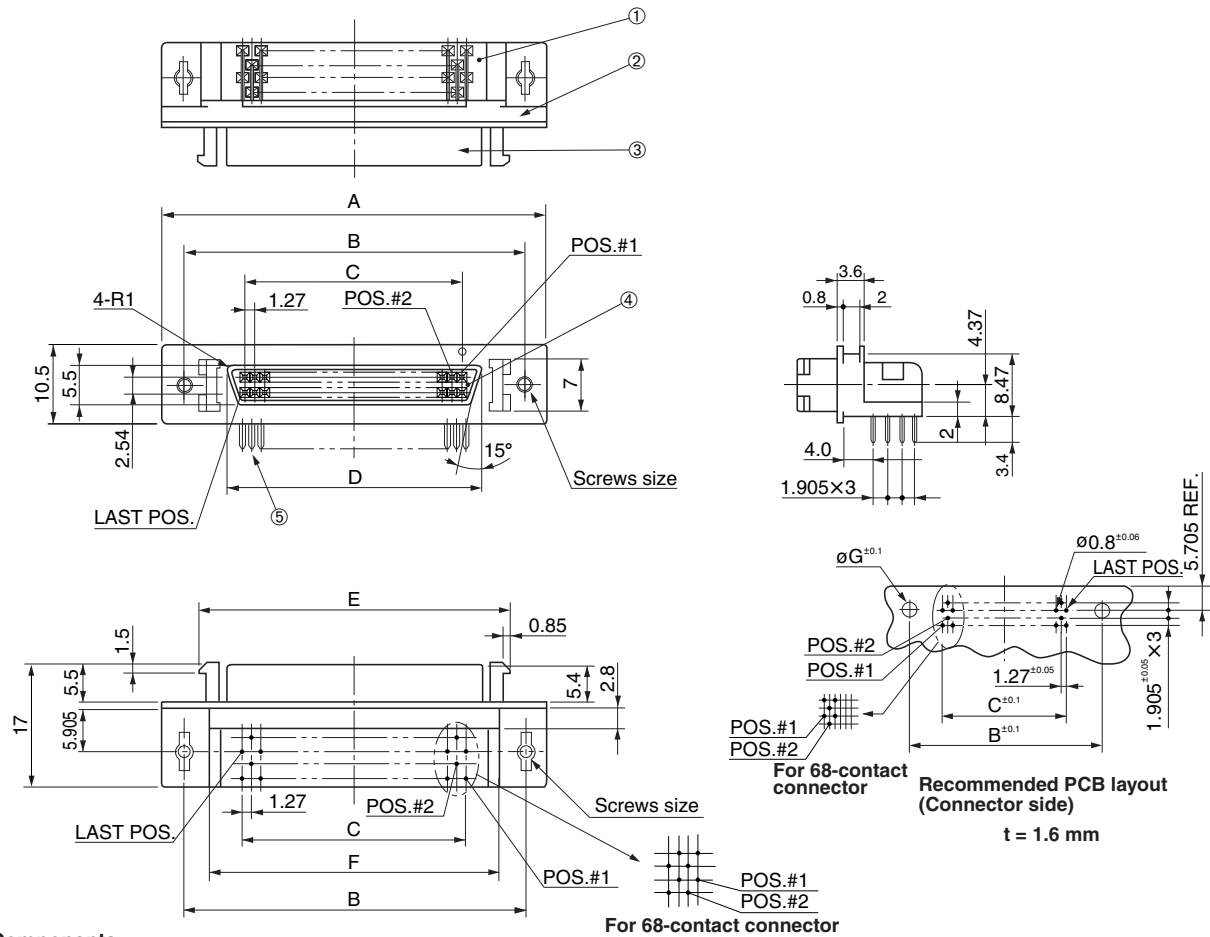
SCSI-II



## ● Configuration of product Part No.

PCS-XE ( ) LFD ( ) ( ) +

- |  |                                      |
|--|--------------------------------------|
| ① Series name                              | ⑤ Contact plating                    |
| ② No. of contacts: 50 or 68                | Blank: Min. 0.2 $\mu$ m Gold plating |
| ③ Type of connector                        | G1 : Min. 0.76 $\mu$ m Gold plating  |
| LFD: Right-angle through hole type, female |                                      |
| ④ Screw size                               |                                      |
| Blank: M2.5×0.45 (standard)                |                                      |
| U : #4-40UNC                               |                                      |
| U2 : #2-56UNC                              |                                      |



## ● Components

①	Bracket
②	Shell A
③	Shell B
④	Insulator
⑤	Contacts

## ● Dimensions

Part No.	A	B	C	D	E	F
PCS-XE50( )LFD( )( )+	52.5	46.5	30.48	34.7	42.29	39.28
PCS-XE68( )LFD( )( )+	63.9	57.9	41.91	46.13	53.72	50.71

Because some combinations of "Configurations of Product Part No.", are under consideration for development, please contact us for availability details.

Part No.	Screws size	øG
PCS-XE( )LFD( ) +	M2.5×0.45	2.8
PCS-XE( )LFDU( ) +	#4-40UNC	3.05
PCS-XE( )LFDU2( ) +	#2-56UNC	2.5

Mating connectors: PCS-XE series IDC type male connector for cable

# Right-angle through hole type female connector for PCB PCS-XE68LFD T ( ) N ( ) +

RoHS

1.27 mm pitch connector

For PCB

Right-angle Through hole

SCSI-III

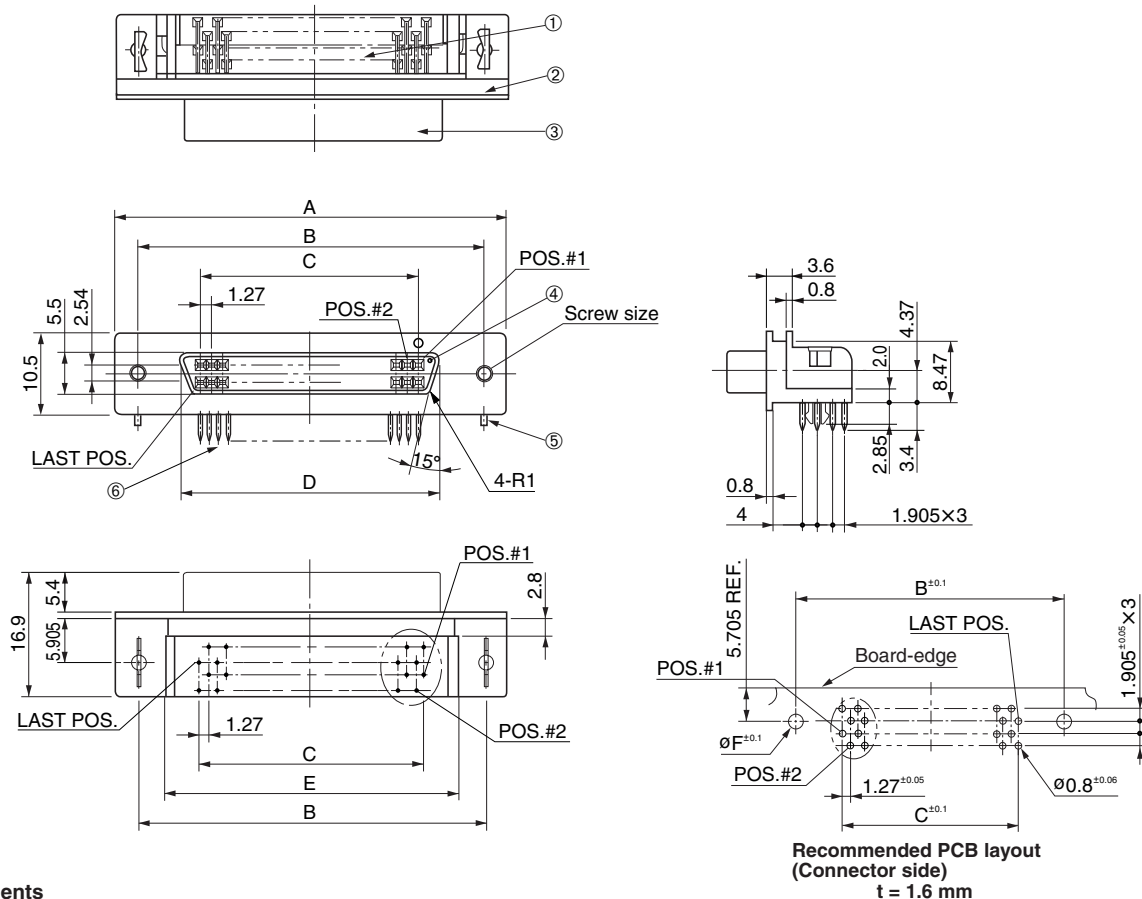


## ● Configuration of product Part No.

PCS-XE 68 LFD T ( ) N ( ) +

① ② ③ ④ ⑤ ⑥ ⑦

- |  |                                 |
|--|---------------------------------|
| ① Series name                              | ⑤ Screw size                    |
| ② No. of contacts: 68                      | Blank: M2.5×0.45                |
| ③ Type of connector                        | U : #4-40UNC (standard)         |
| LFD: Right-angle through hole type, female | U2 : #2-56UNC                   |
| ④ Board lock pin                           | ⑥ Lock type                     |
| Blank: None                                | N: Screw lock                   |
| T : Provided                               | ⑦ Contact plating               |
|  | Blank: Min. 0.2 μm Gold plating |
|  | G1 : Min. 0.76 μm Gold plating  |



## ● Components

①	Bracket pin
②	Shell A
③	Shell B
④	Insulator
⑤	Board lock
⑥	Contacts

## ● Dimensions

Part No.	A	B	C	D	E
PCS-XE68LFD T ( ) N ( ) +	63.9	57.9	41.91	46.13	50.71

Because some combinations of "Configurations of Product Part No.", are under consideration for development, please contact us for availability details.

Part No.	Screws size	ØF
PCS-XE68LFD T ( ) +	M2.5×0.45	2.8
PCS-XE68LFD T U N ( ) +	#4-40UNC	3.05
PCS-XE68LFD T U2 N ( ) +	#2-56UNC	2.5

Mating connectors: PCS-XE series IDC type male connector for cable

Through hole SMT Press-in IDC Soldering Crimping Wire wrapping Others

# Right-angle through hole type female connector for PCB PCS-XE100LFD( )-( )+

RoHS

1.27 mm pitch connector

For PCB

Right-angle Through hole

Screw lock

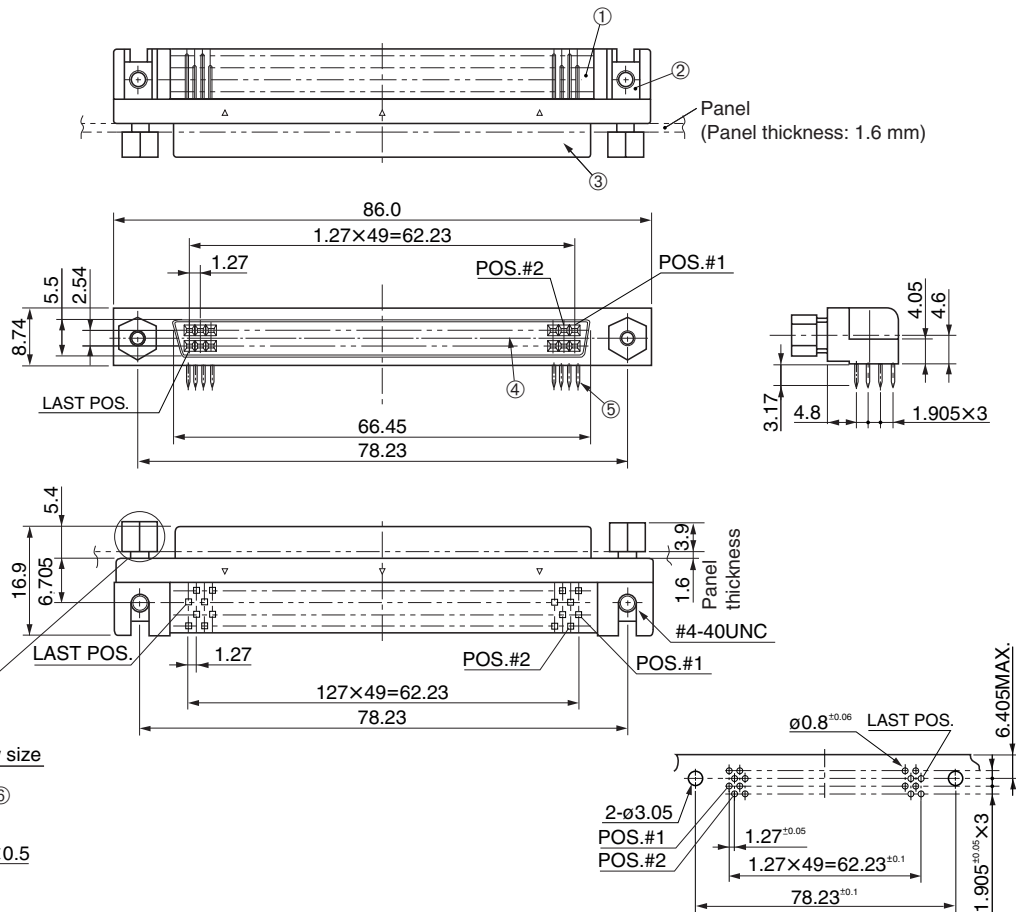


## ● Configuration of product Part No.

### PCS-XE 100 LFD ( )-( )+

- ① Series name
- ② No. of contacts: 100
- ③ Type of connector  
LFD: Right-angle through hole type, female
- ④ Contact plating  
Blank: Min. 0.2 μm Gold plating  
G1 : Min. 0.76 μm Gold plating

- ⑤ Screw sizes for lock screws  
HS : #4-40UNC (standard)  
HSU2: #2-56UNC



## ● Components

①	Bracket
②	Ground plate
③	Shell
④	Insulator
⑤	Contacts
⑥	Lock screws

Because some combinations of "Configurations of Product Part No.", are under consideration for development, please contact us for availability details.

## Recommended PCB layout (Connector side)

t = 1.6 mm

Part No.	Screws size
PCS-XE100LFD( )-HS+	#4-40UNC
PCS-XE100LFD( )-HSU2+	#2-56UNC

Mating connectors: PCS-XE series IDC type male connector for cable

# Right-angle through hole type female connector for PCB

## PCS-XE( )SLFD( )( )+

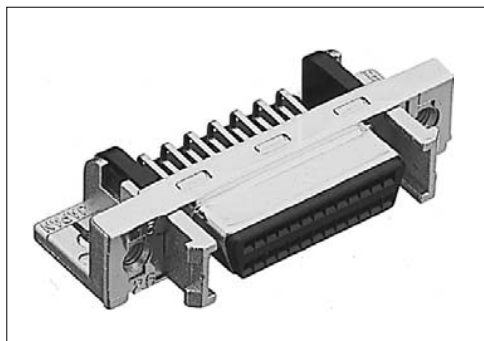
RoHS

1.27 mm pitch connector

For PCB

Right-angle Through hole

SCSI-II

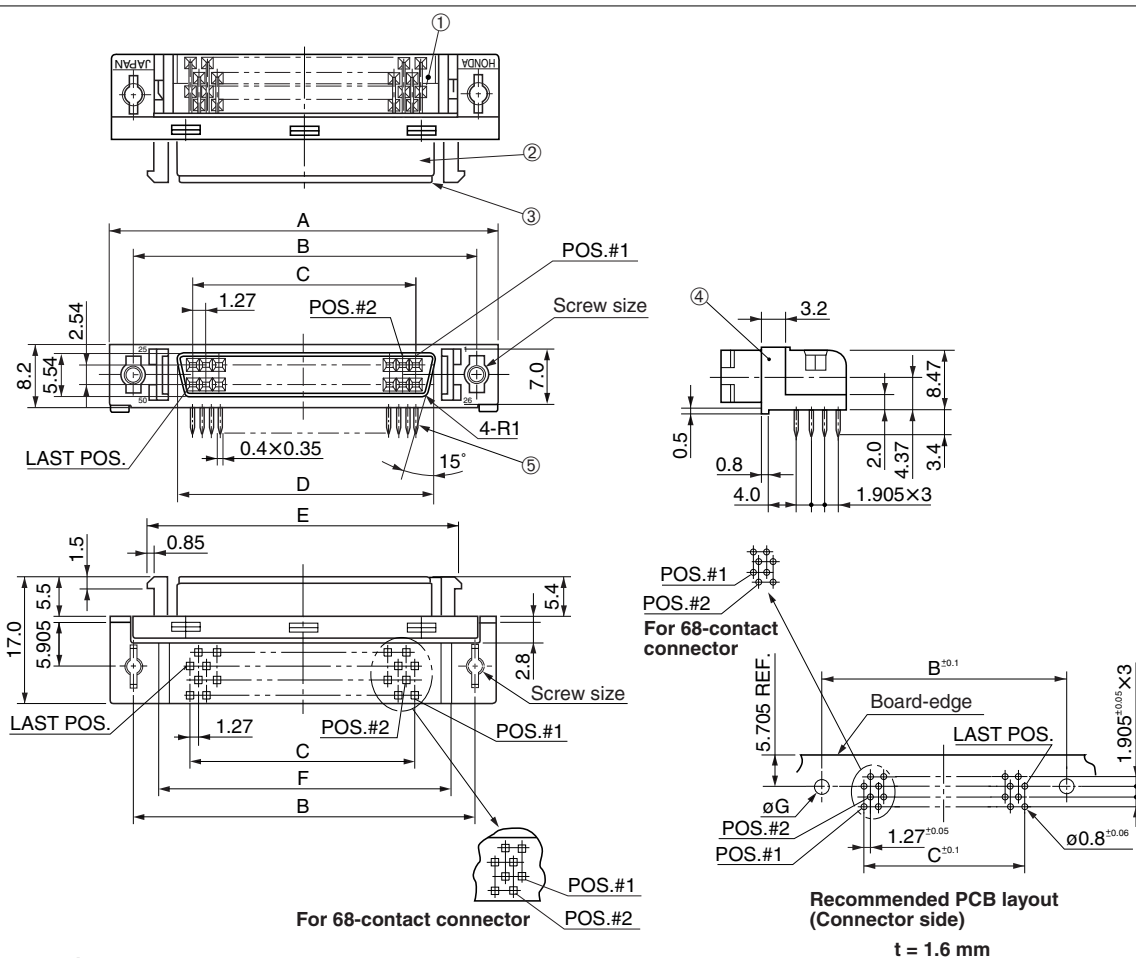


### ● Configuration of product Part No.

PCS-XE ( ) S LFD ( ) ( ) +

① ② ③ ④ ⑤ ⑥

- ① Series name
- ② No. of contacts: 26, 50 or 68
- ③ Type of shell  
S: Short shell
- ④ Type of connector  
LFD: Right-angle through hole type, female
- ⑤ Screw size  
Blank: M2.5×0.45 (standard)  
U : #4-40UNC  
U2 : #2-56UNC
- ⑥ Contact plating  
Blank: Min. 0.2 μm Gold plating  
G1 : Min. 0.76 μm Gold plating



### ● Components

①	Bracket
②	Shell A
③	Insulator
④	Shell B
⑤	Contacts

### ● Dimensions

Part No.	A	B	C	D	E	F
PCS-XE26SLFD( ) ( ) +	37.2	31.2	15.24	19.46	27.05	24.05
PCS-XE50SLFD( ) ( ) +	52.5	46.5	30.48	34.7	42.29	39.28
PCS-XE68SLFD( ) ( ) +	63.9	57.9	41.91	46.13	53.72	50.71

Part No.	Screws size	øG
PCS-XE( )SLFD( ) +	M2.5×0.45	2.8
PCS-XE( )SLFDU( ) +	#4-40UNC	3.05
PCS-XE( )SLFDU2( ) +	#2-56UNC	2.5

Because some combinations of "Configurations of Product Part No.", are under consideration for development, please contact us for availability details.

Mating connectors: PCS-XE series IDC type male connector for cable

Through hole SMT Press-in IDC Soldering Crimping Wire wrapping Others

# Right-angle through hole type female connector for PCB PCS-XE( )SLFDT( )( )+


RoHS

1.27 mm pitch connector

For PCB

Right-angle Through hole

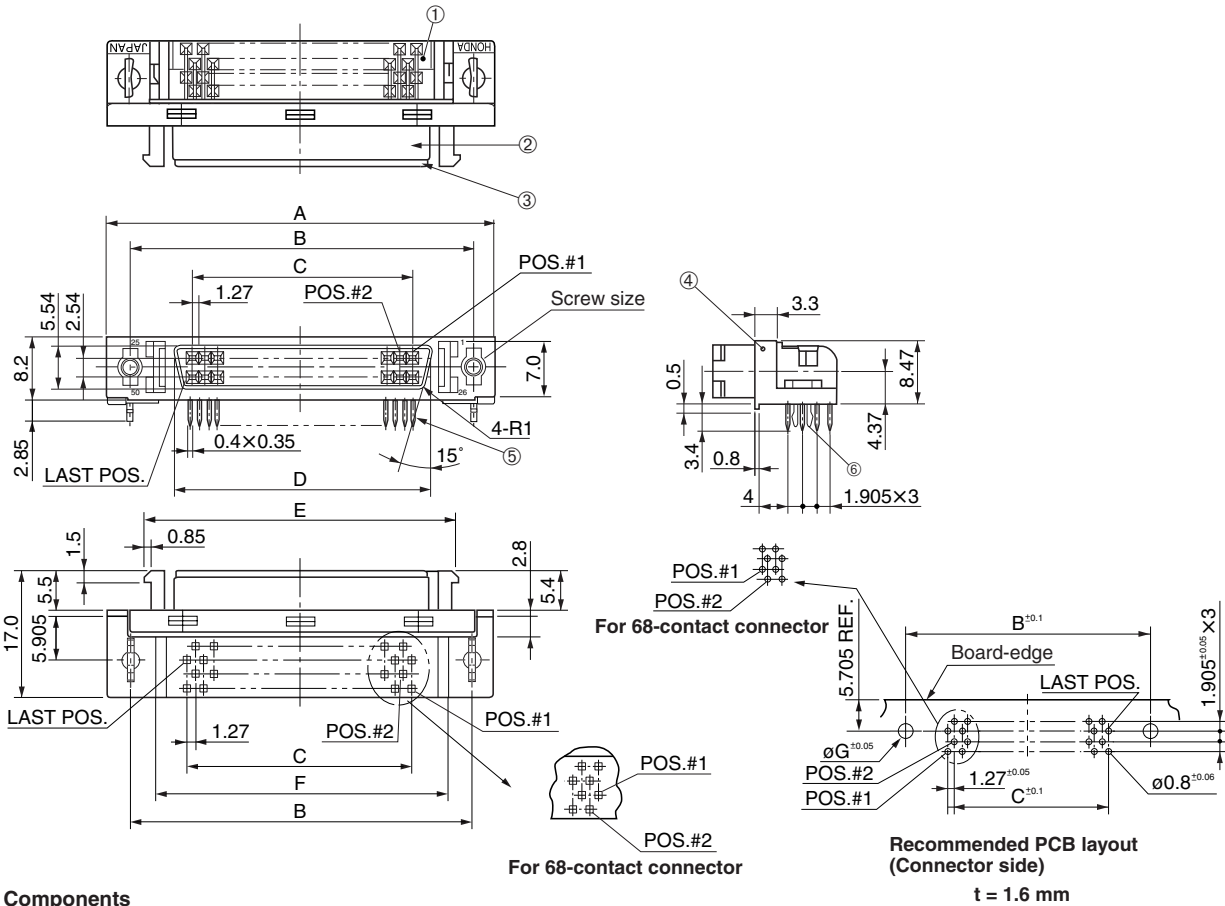
SCSI-II



## ● Configuration of product Part No.

PCS-XE ( ) S LFD T ( ) ( )+

- |  |                                 |
|--|---------------------------------|
| ① Series name                              | ⑥ Screw size                    |
| ② No. of contacts: 26, 50 or 68            | Blank: M2.5×0.45 (standard)     |
| ③ Type of shell                            | U : #4-40UNC                    |
| S: Short shell                             | U2 : #2-56UNC                   |
| ④ Type of connector                        | ⑦ Contact plating               |
| LFD: Right-angle through hole type, female | Blank: Min. 0.2 μm Gold plating |
| ⑤ Board lock pin: Provided                 | G1 : Min. 0.76 μm Gold plating  |



## ● Components

① Bracket
② Shell B
③ Insulator
④ Shell A
⑤ Contacts
⑥ Board lock pin

## ● Dimensions

Part No.	A	B	C	D	E	F
PCS-XE26SLFDT( )( )+	37.2	31.2	15.24	19.46	27.05	24.05
PCS-XE50SLFDT( )( )+	52.5	46.5	30.48	34.7	42.29	39.28
PCS-XE68SLFDT( )( )+	63.9	57.9	41.91	46.13	53.72	50.71

Part No.	Screws size	øG
PCS-XE( )SLFDT( )+	M2.5×0.45	2.8
PCS-XE( )SLFDTU( )+	#4-40UNC	3.05
PCS-XE( )SLFDTU2( )+	#2-56UNC	2.5

Because some combinations of "Configurations of Product Part No.", are under consideration for development, please contact us for availability details.

Mating connectors: PCS-XE series IDC type male connector for cable

# Right-angle through hole type female connector for PCB

## PCS-XE( )SLFD( )N( )+

RoHS

1.27 mm pitch connector

For PCB

Right-angle Through hole

SCSI-III

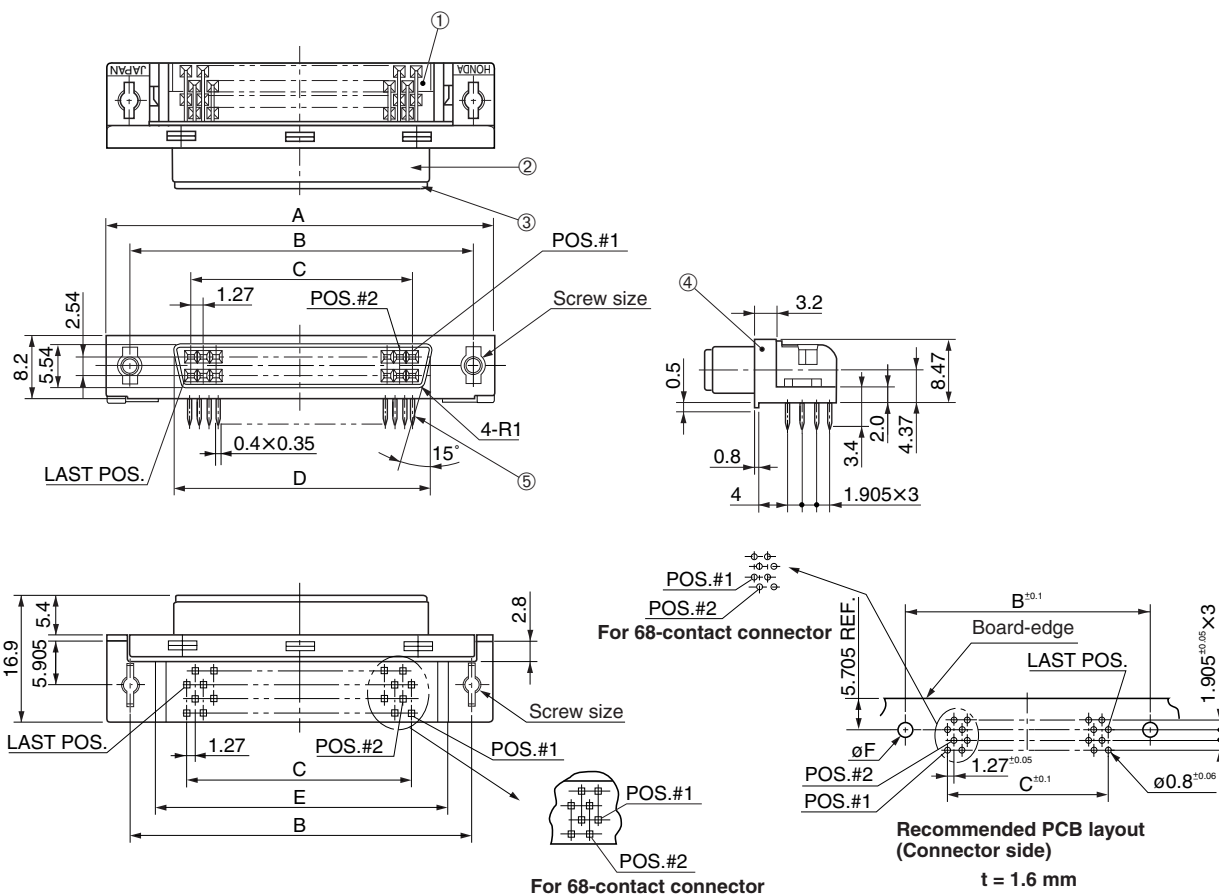


### ● Configuration of product Part No.

PCS-XE ( ) S LFD ( ) N ( ) +

① ② ③ ④ ⑤ ⑥ ⑦

- ① Series name
- ② No. of contacts: 50 or 68
- ③ Type of shell
  - S: Short shell
- ④ Type of connector
  - LFD: Right-angle through hole type, female
- ⑤ Screw size
  - Blank: M2.5×0.45
  - U : #4-40UNC (standard)
  - U2 : #2-56UNC
- ⑥ Lock type
  - N: Screw lock
- ⑦ Contact plating
  - Blank: Min. 0.2 μm Gold plating
  - G1 : Min. 0.76 μm Gold plating



### ● Components

①	Bracket
②	Shell B
③	Insulator
④	Shell A
⑤	Contacts

### ● Dimensions

Part No.	A	B	C	D	E
PCS-XE50SLFD( )N( )+	52.5	46.5	30.48	34.7	39.28
PCS-XE68SLFD( )N( )+	63.9	57.9	41.91	46.13	50.71

Because some combinations of "Configurations of Product Part No.", are under consideration for development, please contact us for availability details.

Part No.	Screws size	øF
PCS-XE( )SLFDN( )+	M2.5×0.45	2.8
PCS-XE( )SLFDUN( )+	#4-40UNC	3.05
PCS-XE( )SLFDU2N( )+	#2-56UNC	2.5

Mating connectors: PCS-XE series IDC type male connector for cable

Through hole SMT Press-in IDC Soldering Crimping Wire wrapping Others

# Right-angle through hole type female connector for PCB PCS-XE( )SLFDT( )N( )+

RoHS

1.27 mm pitch connector

For PCB

Right-angle Through hole

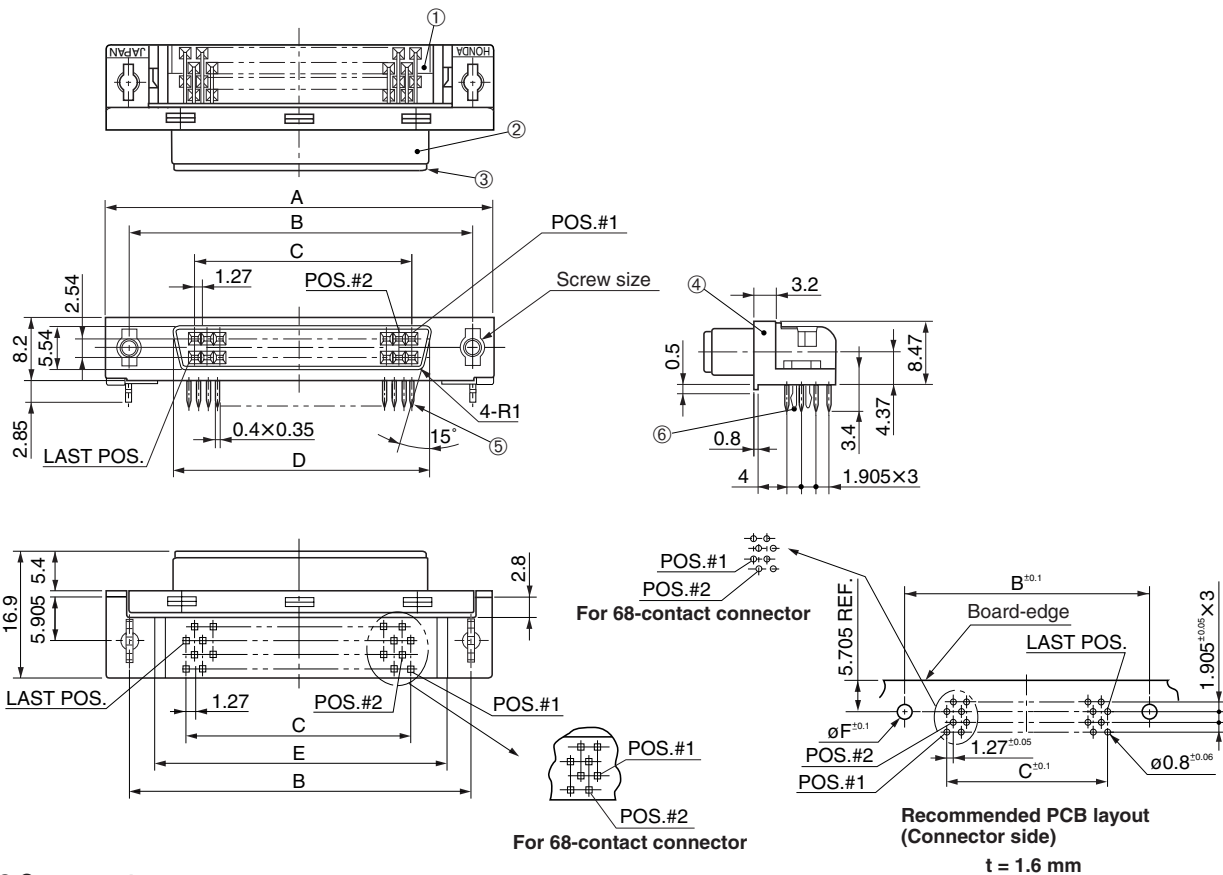
SCSI-III



## ● Configuration of product Part No.

PCS-XE ( ) S LFD T ( ) N ( ) +

- |  |                                 |
|--|---------------------------------|
| ① Series name                              | ⑥ Screw size                    |
| ② No. of contacts: 50 or 68                | Blank: M2.5×0.45                |
| ③ Type of shell                            | U : #4-40UNC (standard)         |
| S: Short shell                             | U2 : #2-56UNC                   |
| ④ Type of connector                        | ⑦ Lock type                     |
| LFD: Right-angle through hole type, female | N: Screw lock                   |
| ⑤ Board lock pin: Provided                 | ⑧ Contact plating               |
|  | Blank: Min. 0.2 μm Gold plating |
|  | G1 : Min. 0.76 μm Gold plating  |



## ● Components

① Bracket
② Shell B
③ Insulator
④ Shell A
⑤ Contacts
⑥ Board lock pin

## ● Dimensions

Part No.	A	B	C	D	E
PCS-XE50SLFDT( )N( ) +	52.5	46.5	30.48	34.70	39.28
PCS-XE68SLFDT( )N( ) +	63.9	57.9	41.91	46.13	50.71

Because some combinations of "Configurations of Product Part No.", are under consideration for development, please contact us for availability details.

Part No.	Screws size	øF
PCS-XE( )SLFDTN( ) +	M2.5×0.45	2.8
PCS-XE( )SLFDTUN( ) +	#4-40UNC	3.05
PCS-XE( )SLFDTU2N( ) +	#2-56UNC	2.5

Mating connectors: PCS-XE series IDC type male connector for cable

Others Wire wrapping Crimping Soldering IDC Press-in SMT Through hole



# Right-angle SMT type female connector for PCB PCS-XE( )SLFYTU( )+


RoHS

1.27 mm pitch connector

For PCB

Right-angle SMT

SCSI-II



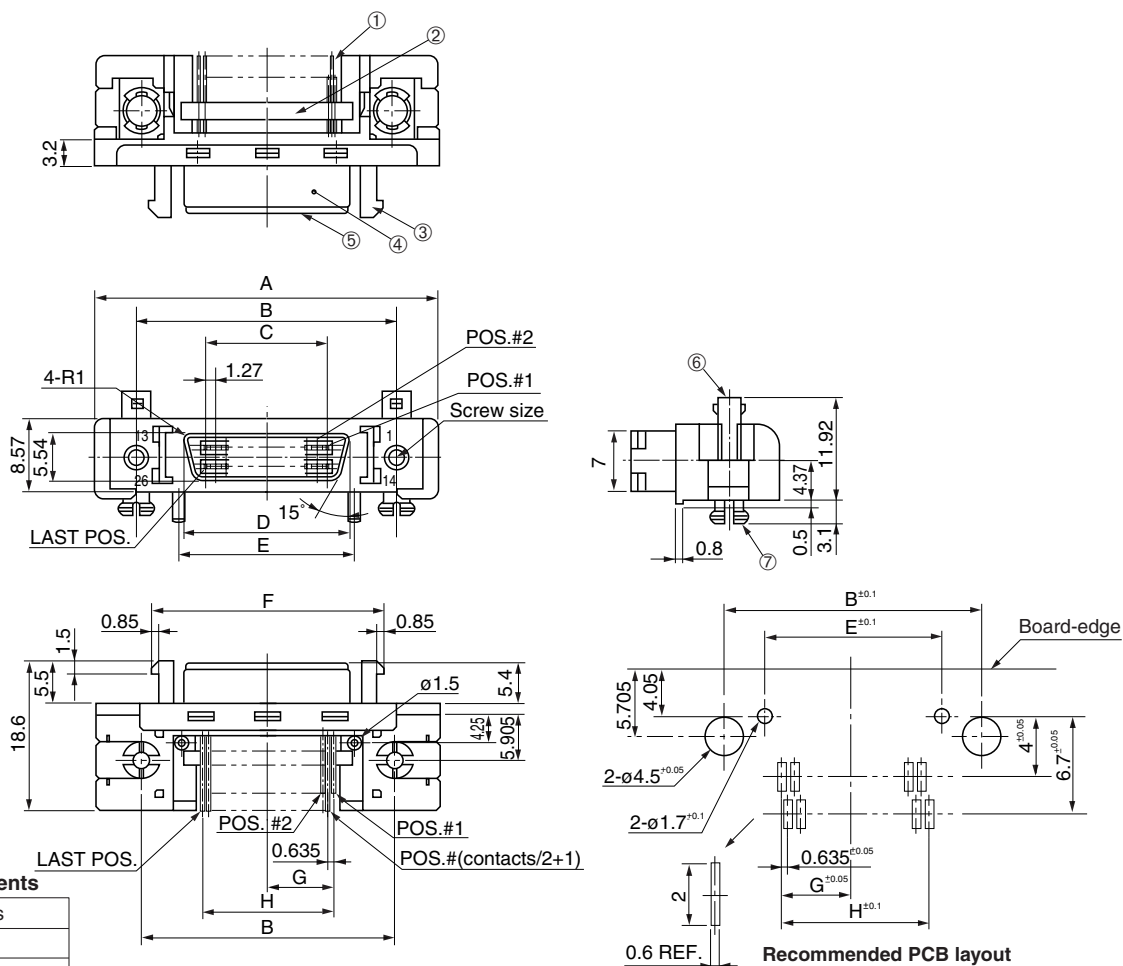
## ● Configuration of product Part No.

PCS-XE ( ) S L F Y T U ( ) +

① ② ③ ④ ⑤ ⑥ ⑦

- ① Series name
- ② No. of contacts: 26 or 50
- ③ Type of shell  
S: Short shell
- ④ Type of connector  
LFY: Right-angle SMT type, female
- ⑤ Board lock pin: Provided
- ⑥ Screw size  
U: #4-40UNC

- ⑦ Contact plating  
Blank: Min. 0.2  $\mu$ m Gold plating  
G1 : Min. 0.76  $\mu$ m Gold plating



## ● Components

①	Contacts
②	Bracket
③	Shell A
④	Shell B
⑤	Insulator
⑥	Snap lock
⑦	Snap pin

Because some combinations of "Configurations of Product Part No.", are under consideration for development, please contact us for availability details.

## ● Dimensions

Part No.	A	B	C	D	E	F	G	H
PCS-XE26SLFYTU( )+	42.0	31.2	15.24	19.46	20.93	27.05	7.62	15.875
PCS-XE50SLFYTU( )+	57.24	46.5	30.48	34.7	36.17	42.29	15.24	31.115

Mating connectors: PCS-XE series IDC type male connector for cable

Through hole SMT Press-in IDC Soldering Crimping Wire wrapping Others

# Straight Press-in type female connector for PCB

## PCS-XE50SFP( ) ( )

RoHS

1.27 mm pitch connector

For PCB

Straight Press-in

SCSI-II

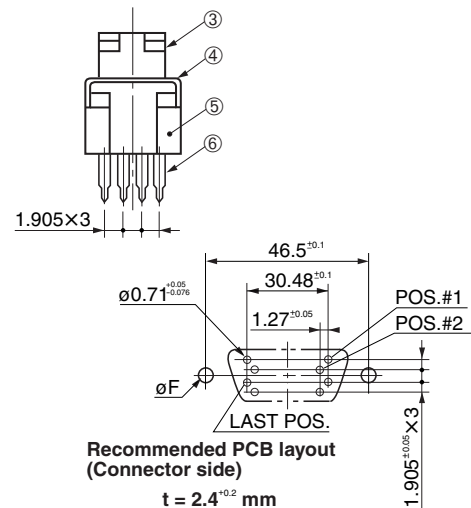
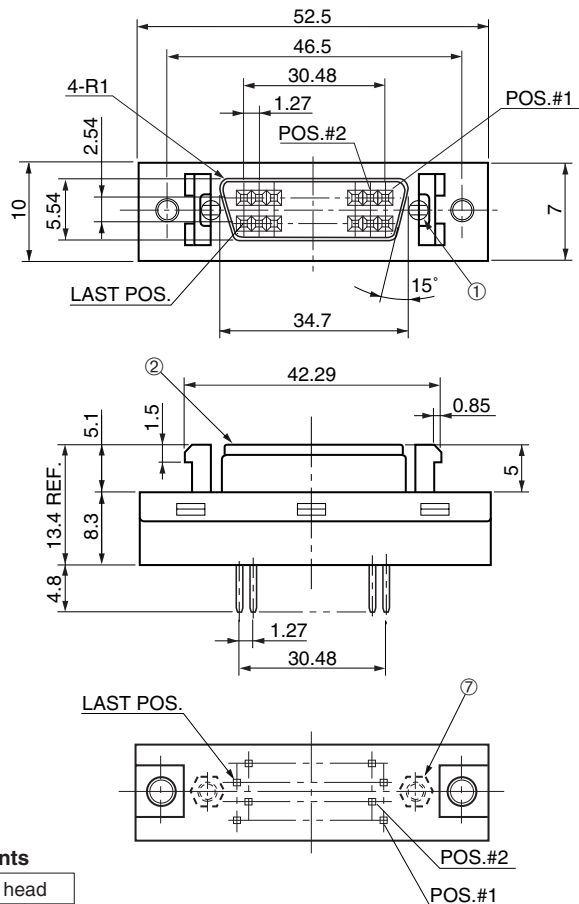


### ● Configuration of product Part No.

**PCS-XE 50 SFP ( ) ( )**

- ① Series name  
 ② No. of contacts: 50  
 ③ Type of connector  
 SFP: Straight Press-in type, female  
 ④ Screw size  
 Blank: M2.5×0.45 (standard)  
 U : #4-40UNC  
 U2 : #2-56UNC

- ⑤ Contact plating  
 G1: Min. 0.76 μm Gold plating



### ● Components

①	Small flat head
②	Insulator A screw
③	Shell A
④	Shell B
⑤	Insulator B
⑥	Contacts
⑦	Hex. nuts

Because some combinations of "Configurations of Product Part No.", are under consideration for development, please contact us for availability details.

### ● Dimensions

Part No.	Screws size	øF
PCS-XE50SFP( )	M2.5×0.45	2.8
PCS-XE50SFPU( )	#4-40UNC	3.05
PCS-XE50SFPU2( )	#2-56UNC	2.5

Mating connectors: PCS-XE series IDC type male connector for cable

# IDC type male connector for cable PCS-XE( )M( )( )+


1.27 mm pitch connector

For cable

IDC (1.27 mm)

SCSI-II, SCSI-III

RoHS

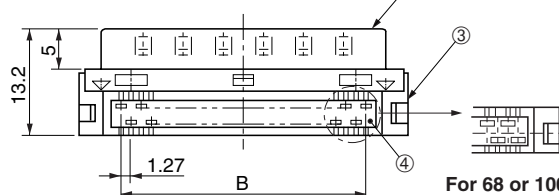
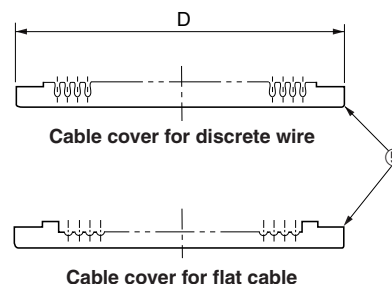
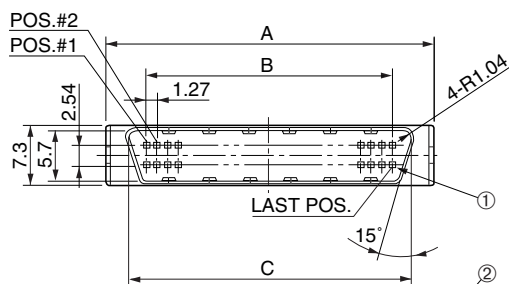


## ● Configuration of product Part No.

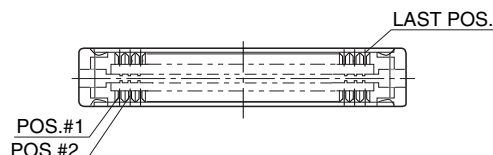
PCS-XE ( ) M ( ) ( ) +

① ② ③ ④ ⑤

- ① Series name
- ② No. of contacts: 26, 50, 68 or 100
- ③ Type of contact: Male
- ④ Cable sizes for reference purposes (In case the cable insulation is made of PVC resin)
  - Blank : AWG#28(7 / 0.127) or AWG#30(1 / 0.254). Outside diameter of insulation is 0.8-1.0 mm. For discrete wire. (See Note #1)
  - A : AWG#28(7 / 0.127) or AWG#30(1 / 0.254). Outside diameter of insulation is 0.5-0.65 mm. For discrete wire.
  - B : AWG#30(7 / 0.1). Outside diameter of insulation is 0.5-0.65 mm. For discrete wire.
  - C : AWG#28(7 / 0.127) or AWG#30(1 / 0.254). For flat cable, t = 1.0 mm MAX. (See Note #2)
  - E : AWG#30(7 / 0.1). For flat cable, t = 1.0 mm MAX. (See Note #2)
  - J : AWG#28(7 / 0.127) or AWG#30(1 / 0.254). Outside diameter of insulation is 0.65-0.8 mm. For discrete wire.
  - K : AWG#30(7 / 0.1). Outside diameter of insulation is 0.65-0.8 mm. For discrete wire.
  - Q : AWG#30(7 / 0.1). Outside diameter of insulation is 0.8-1.0 mm. For discrete wire.
- ⑤ Contact plating
  - Blank : Min. 0.2 μm Gold plating
  - G1 : Min. 0.76 μm Gold plating



For 68 or 100-contact connector



## ● Components

①	Contacts
②	Shell
③	Insulator
④	Spacer
⑤	Cable cover

Because some combinations of "Configurations of Product Part No.", are under consideration for development, please contact us for availability details.

Note 1: P/N PCS-XE100M+ is not available.  
 Note 2: This 100-contact connector is not available for flat cable. (C, E)

## ● Dimensions

Part No.	A	B	C	D
PCS-XE26M( )( ) +	25.46	15.24	19.61	25.46
PCS-XE50M( )( ) +	40.7	30.48	34.85	40.7
PCS-XE68M( )( ) +	52.13	41.91	46.28	52.1
PCS-XE100M( )( ) +	72.45	62.23	66.6	72.4

Mating connectors: PCS-XE series straight or right-angle through hole type female connector for PCB.

PCS-XE series SMT type female connector.

For use with housings: SCSI-II: PCS-E( )L( ). SCSI-III: PCS-XEM( )DL( )( )N

Required tools: Discrete wire tool: PCS-K1 or FHAT-918B and FHPT-918A. Flat cable tool: PCS-K4

Through hole SMT Press-in IDC Soldering Crimping Wire wrapping Others

# Soldering type male connector for cable

## PCS-XES68MS+

RoHS

1.27 mm pitch connector

For cable

Soldering

SCSI-III

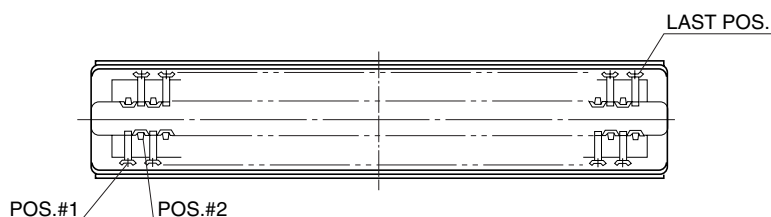
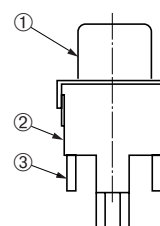
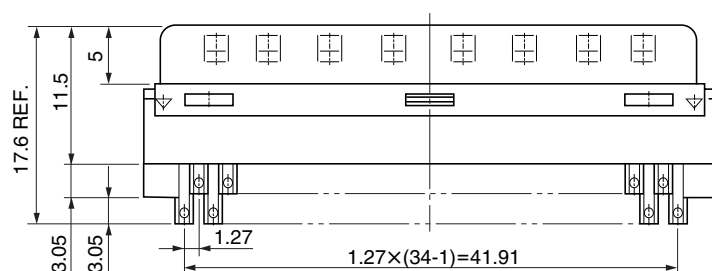
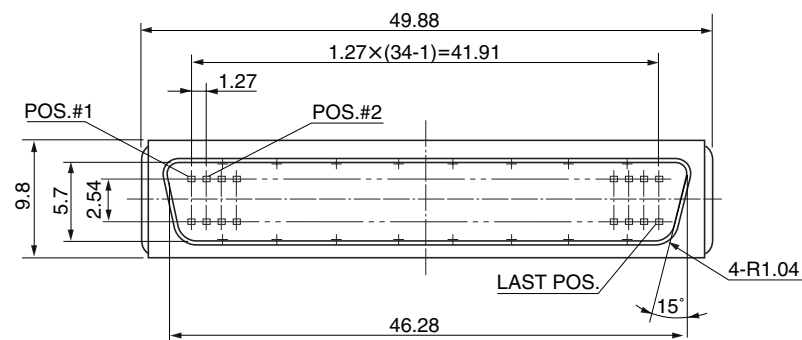


### ● Configuration of product Part No.

## PCS-XES 68 MS+

① ② ③

- ① Series name
- ② No. of contacts: 68
- ③ Type of connector  
MS: Soldering type, male



### ● Components

①	Shell
②	Insulator
③	Contacts

**Mating connectors:** PCS-XE series straight or right-angle through hole type female connector for PCB.

PCS-XE series SMT type female connector for PCB, PCS-XE series of IDC type female connectors for cable panel

**For use with housings:** PCS-SE68LDAU2N

# IDC type female connector for panel PCS-XE( )SPF( )1UN( )

RoHS

1.27 mm pitch connector

For cable

IDC (1.27 mm)

SCSI-III

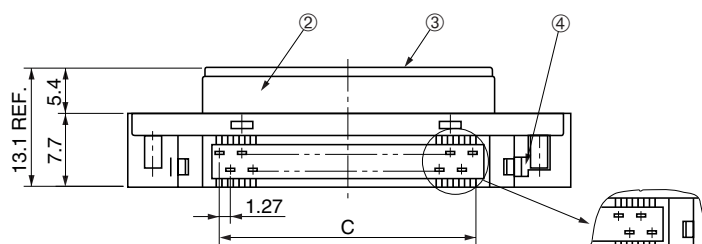
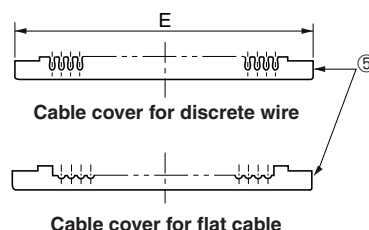
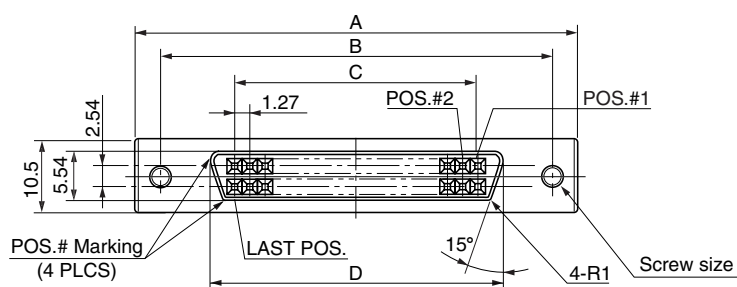


## Configuration of product Part No.

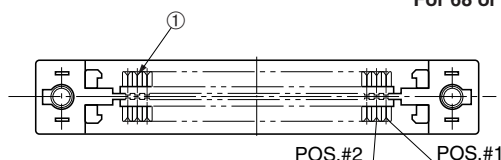
PCS-XE ( ) SPF ( ) 1 U N ( )

① ② ③ ④ ⑤ ⑥ ⑦

- |   |   |
|---|---|
| <p>① Series name</p> <p>② No. of contacts: 50, 68 or 100</p> <p>③ Type of connector<br/>SPF : IDC type, female</p> <p>④ Cable sizes for reference purposes<br/>(In case the cable insulation is made of PVC resin)</p> <p>Blank : AWG#28(7 / 0.27), AWG#30(1 / 0.254). Outside diameter of insulation is 0.5-0.65 mm. For discrete wire.</p> <p>A : AWG#28(7 / 0.127), AWG#30(1 / 0.254). Outside diameter of insulation is 0.5-0.65 mm. For discrete wire.</p> <p>B : AWG#30(7 / 0.1). Outside diameter of insulation is 0.5-0.65 mm. For discrete wire.</p> | <p>C : AWG#28(7 / 0.127), AWG#30(1 / 0.254). For flat cable, t=1.0 mm. (See Note #1)</p> <p>E : AWG#30(7 / 0.1). For flat cable, t= 1.0 mm. (See Note #1)</p> <p>J : AWG#28(7 / 0.127), AWG#30(1 / 0.254). Outside diameter of insulation is 0.65-0.8 mm. For discrete wire.</p> <p>K : AWG#30(1 / 0.1). Outside diameter of insulation is 0.65-0.8 mm. For discrete wire.</p> <p>⑤ Screw size<br/>U : #4-40UNC</p> <p>⑥ Lock type<br/>N: Screw lock</p> <p>⑦ Contact plating<br/>Blank : Min. 0.2 μm Gold plating<br/>G1 : Min. 0.76 μm Gold plating</p> |
|---|---|



For 68 or 100-contact connector



Note 1: This 100-contact connector is not available for flat cable. (C, E)

## Components

①	Contacts
②	Shell
③	Insulator
④	Screw block
⑤	Cable cover

Because some combinations of "Configurations of Product Part No.", are under consideration for development, please contact us for availability details.

## Dimensions

Part No.	A	B	C	D	E
PCS-XE50SPF( )1UN( )	53.3	46.5	30.48	34.7	40.7
PCS-XE68SPF( )1UN( )	64.73	57.9	41.91	46.13	52.1
PCS-XE100SPF( )1UN( )	85.05	78.23	62.23	66.45	72.4

Mating connectors: PCS-XE series male connector

Through hole SMT Press-in IDC Soldering Crimping Wire wrapping Others

# IDC type female connector for panel PCS-XE( )SPF( )( )

RoHS

1.27 mm pitch connector

For cable

IDC (1.27 mm)

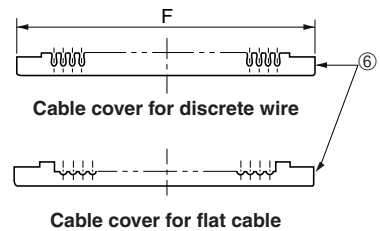
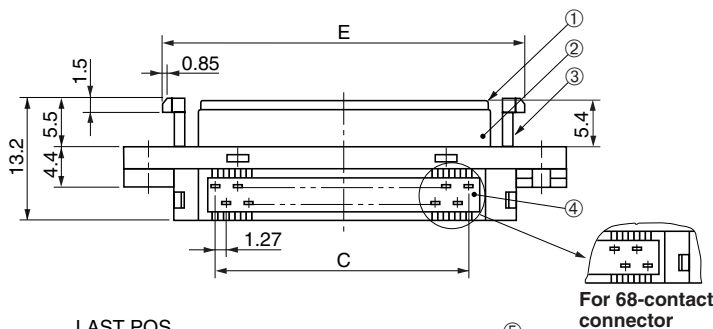
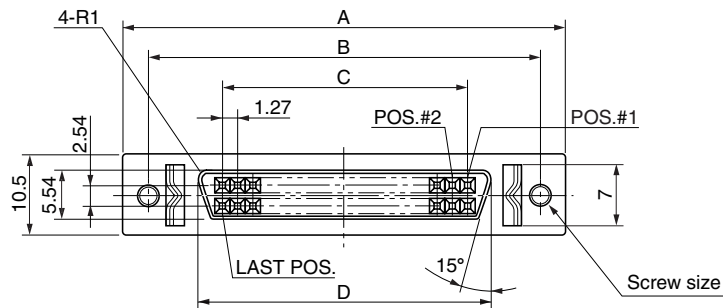
SCSI-II



## ● Configuration of product Part No.

PCS-XE ( ) S P F ( ) ( ) ( )

- |   |                   |   |
|---|-------------------|---|
| ① Series name   | B                 | : AWG#30(7 / 0.1). Outside diameter of insulation is 0.5-0.65mm. For discrete wire. |
| ② No. of contacts: 26, 50 or 68   | C                 | : AWG#28(7 / 0.127) or AWG#30 (1 / 0.254). For flat cable, t = 1.0 mm.              |
| ③ Type of shell<br>S: Short shell   | E                 | : AWG#30(1 / 0.1). For flat cable, t = 1.0 mm.                                      |
| ④ Panel<br>P: Panel mounting  | ⑦ Screw size      | Blank: M2.5×0.54 (standard)<br>U : #4-40UNC<br>U2 : #2-56UNC                        |
| ⑤ Type of contact<br>F: IDC type, female  | ⑧ Contact plating | Blank: Min. 0.2 μm Gold plating<br>G1 : Min. 0.76 μm Gold plating                   |
| ⑥ Cable sizes for reference purposes<br>(In case the cable insulation is made of PVC resin)                     |                   |   |
| Blank: AWG#28(7 / 0.127) or AWG#30(1 / 0.254). Outside diameter of insulation is 0.8-1.0 mm. For discrete wire. |                   |   |
| A : AWG#28(7 / 0.127) or AWG#30(1 / 0.254). Outside diameter of insulation is 0.5-0.65 mm. For discrete wire.   |                   |   |



## ● Components

- |               |
|---------------|
| ① Insulator   |
| ② Shell       |
| ③ Bracket     |
| ④ Spacer      |
| ⑤ Contacts    |
| ⑥ Cable cover |

Because some combinations of "Configurations of Product Part No.", are under consideration for development, please contact us for availability details.

Note 1: This 26-contact connector is not available for screw size, #4-40UNC or #2-56UNC.

## ● Dimensions

Part No.	A	B	C	D	E	F
PCS-XE26SPF( ) ( ) ( )	37.2	31.2	15.24	19.46	27.05	25.46
PCS-XE50SPF( ) ( ) ( )	52.5	46.5	30.48	34.7	42.29	40.7
PCS-XE68SPF( ) ( ) ( )	63.9	57.9	41.91	46.13	53.72	52.1

Mating connectors: PCS-XE series IDC type male connector for cable

# IDC type female connector for panel PCS-XED( )( )FA( )( )+

RoHS

1.27 mm pitch connector

For cable

IDC (0.635 mm)

SCSI-II



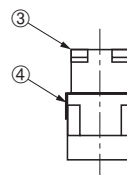
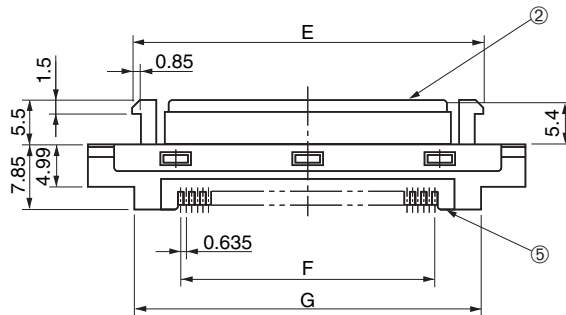
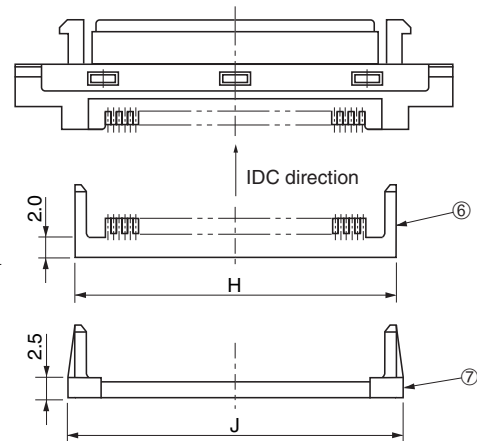
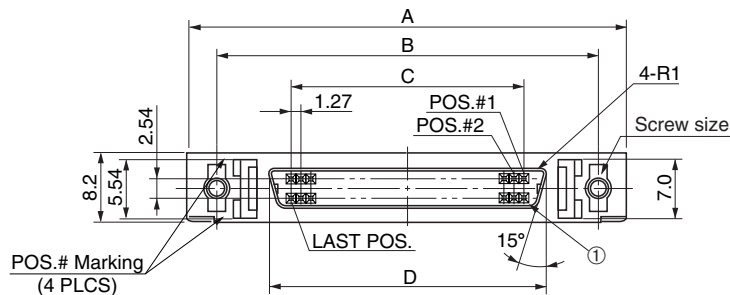
## Configuration of product Part No.

PCS-XED ( ) ( ) F A ( ) ( ) +

- ① Series name
- ② No. of contacts: 50 or 68
- ③ Strain relief  
Blank: Not provided  
R : Provided
- ④ Type of contact  
F: Female
- ⑤ Cable size  
A: AWG#30(7 / 0.1) For flat cable
- ⑥ Screw size  
Blank: M2.5×0.54 (standard)  
U : #4-40UNC  
U2 : #2-56UNC
- ⑦ Contact plating  
Blank: Min. 0.2 μm Gold plating  
G1 : Min. 0.76 μm Gold plating

## Dimensions

Part No.	A	B	C	D	E	F	G	H	J
PCS-XED50( )FA( )( )	52.5	46.5	30.48	34.7	42.29	31.115	42.1	37.79	39.49
PCS-XED68( )FA( )( )	63.9	57.9	41.91	46.13	53.72	42.545	53.47	49.22	50.92



## Terminal-to-conductor connection (In case of the 50-contact connector)

Terminal No.	Conductor No.
1	1
26	2
2	3
27	4
24	47
49	48
25	49
50	50

## Components

①	Contacts
②	Insulator
③	Shell A
④	Shell B
⑤	Cable housing A
⑥	Cable housing B
⑦	Strain relief



Because some combinations of "Configurations of Product Part No.", are under consideration for development, please contact us for availability details.

Part No.	Screws size
PCS-XED( )( )FA( )+	M2.5×0.45
PCS-XED( )( )FAU( )+	#4-40UNC
PCS-XED( )( )FAU2( )+	#2-56UNC

Mating connectors: PCS-XE series IDC type male connector for cable

Required tools: Locator tool, MLPT-0004A for 68 contacts or MLPT-0004B for 50 contacts

Through hole SMT Press-in IDC Soldering Crimping Wire wrapping Others



# IDC type female connector for panel PCS-XED68( )FAUN( )+

RoHS

1.27 mm pitch connector

For cable

IDC (0.635 mm)

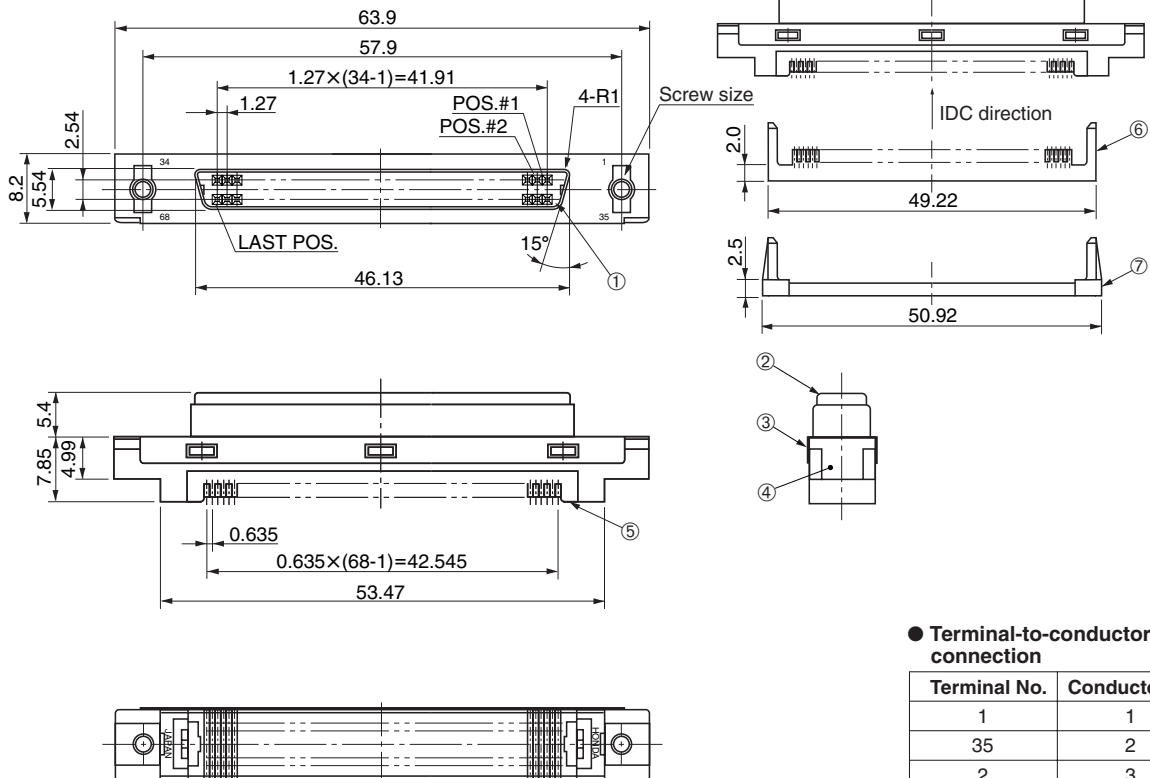
SCSI-III



## ● Configuration of product Part No.

PCS-XED 68 ( ) F A U N ( ) +

- |               |                       |                     |                   |                                   |              |                                |                                 |
|---------------|-----------------------|---------------------|-------------------|-----------------------------------|--------------|--------------------------------|---------------------------------|
| ①             | ②                     | ③                   | ④                 | ⑤                                 | ⑥            | ⑦                              | ⑧                               |
| ① Series name | ② No. of contacts: 68 | ③ Strain relief     | ④ Type of contact | ⑤ Cable size                      | ⑥ Screw size | ⑦ Lock type                    | ⑧ Contact plating               |
|               |                       | Blank: Not provided | F: Female         | A: AWG#30(7 / 0.1) For flat cable | U: #4-40UNC  | N: Screw lock                  | Blank: Min. 0.2 μm Gold plating |
|               |                       | R : Provided        |                   |                                   |              | G1 : Min. 0.76 μm Gold plating |                                 |



## ● Components

①	Contacts
②	Insulator
③	Shell B
④	Shell A
⑤	Cable housing A
⑥	Cable housing B
⑦	Strain relief

Because some combinations of "Configurations of Product Part No.", are under consideration for development, please contact us for availability details.

## ● Terminal-to-conductor connection

Terminal No.	Conductor No.
1	1
35	2
2	3
36	4
33	65
67	66
34	67
68	68

Mating connectors: PCS-XE series IDC type male connector for cable

Required tools: Locator tool, MLPT-0004A for 68 contacts or MLPT-0004B for 50 contacts

# EMI-filtered vertical type die-cast material backshell for standard cable


## PCS-E ( ) L ( )

RoHS

Backshell

Vertical

EMI-filtered

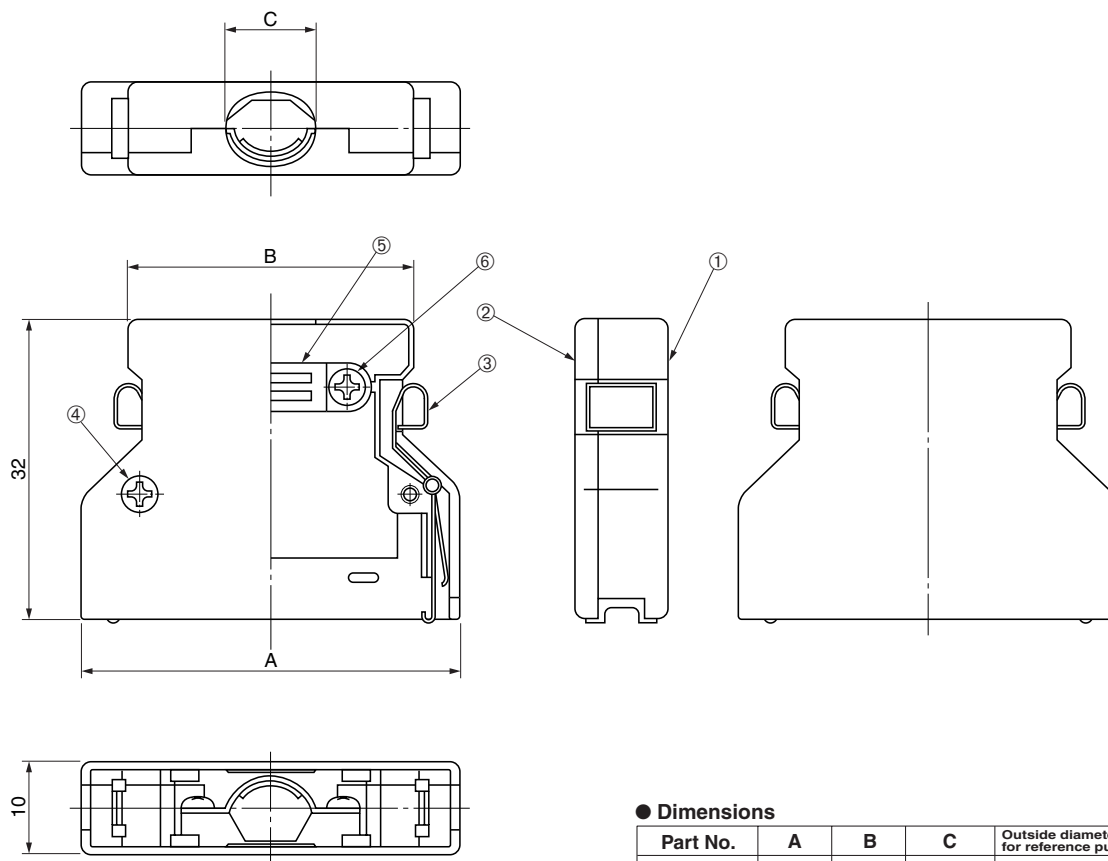


### ● Configuration of product Part No.

## PCS-E ( ) L ( )

① ② ③ ④

- ① Series name
- ② No. of contacts: 20, 28, 36, 50 or 68
- ③ Type of backshell  
L: Vertical type backshell for standard cable
- ④ Identification mark (A, B or C) of cable-end-outlet dimension.  
Cable diameters for reference purposes are shown in the Dimension table as below.



### ● Components

①	Cover A
②	Cover B
③	Latch
④	⊕Small-sized Phillips flat head screw
⑤	Cable clamp
⑥	⊕Small-sized Phillips head screw

### ● Dimensions

Part No.	A	B	C	Outside diameter of cable for reference purposes
PCS-E20LA	30.0	20.3	6×5	ø5.5
PCS-E20LB			8×7	ø7.5
PCS-E20LC			10.3×8.5	ø4.3 + ø8.7
PCS-E28LA	35.0	25.3	6.5×5	ø5.5, ø5.9
PCS-E28LB			9.5×8.5	ø9
PCS-E36LA	40.2	30.5	9.5×8	ø8.4, ø9
PCS-E50LA	48.9	39.2	8.5×7	ø7.3, ø8
PCS-E68LA	60.3	50.6	8.5×7.5	ø8.1

For use with connector: PCS-E series IDC type or soldering type female connector for cable

PCS-XE series IDC type male connector for cable

Through hole SMT Press-in IDC Soldering Crimping Wire wrapping Others

# Vertical type die-cast material backshell for larger diameter cable PCS-E( )LK


RoHS

1.27 mm pitch connector

Backshell

Vertical

EMI-filtered

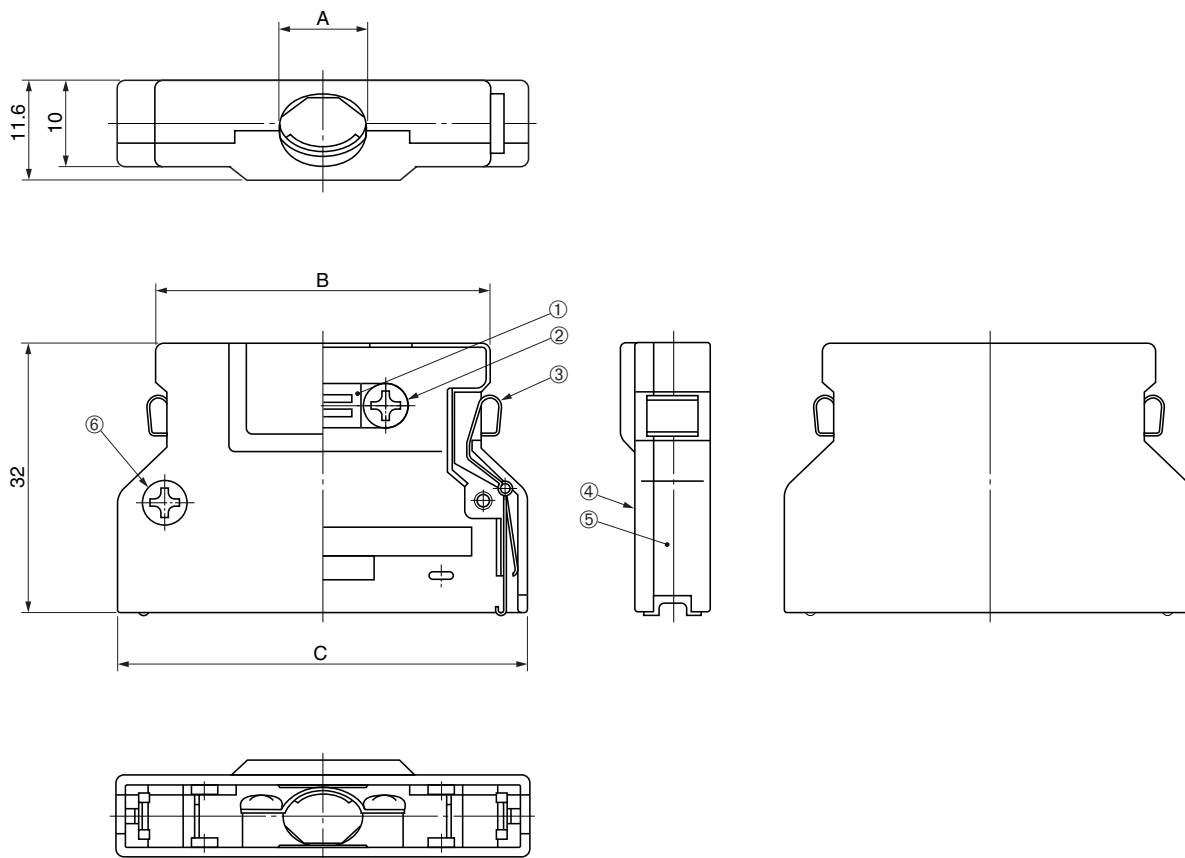


## ● Configuration of product Part No.

**PCS-E ( ) LK**

① ② ③

- ① Series name
- ② No. of contacts: 36 or 50
- ③ Type of backshell  
LK: Vertical type backshell for larger diameter cable



## ● Components

①	Cable clamp
②	⊕ Small-sized Phillips head screw
③	Latch
④	Cover B
⑤	Cover A
⑥	⊕ Small-sized Phillips flat head screw

## ● Dimensions

Part No.	A	B	C	Outside diameter of cable for reference purposes
PCS-E36LK	10×9	30.5	39.6	ø9.5
PCS-E50LK		39.2	48.3	

For use with connector: PCS-E series IDC type or soldering type female connector for cable

PCS-XE series IDC type male connector for cable

Others Wire wrapping Crimping Soldering IDC Press-in SMT Through hole

# Mating guide structure vertical type die-cast material backshell for standard cable


## PCS-E( )LG( )

RoHS

Backshell

Vertical

EMI-filtered

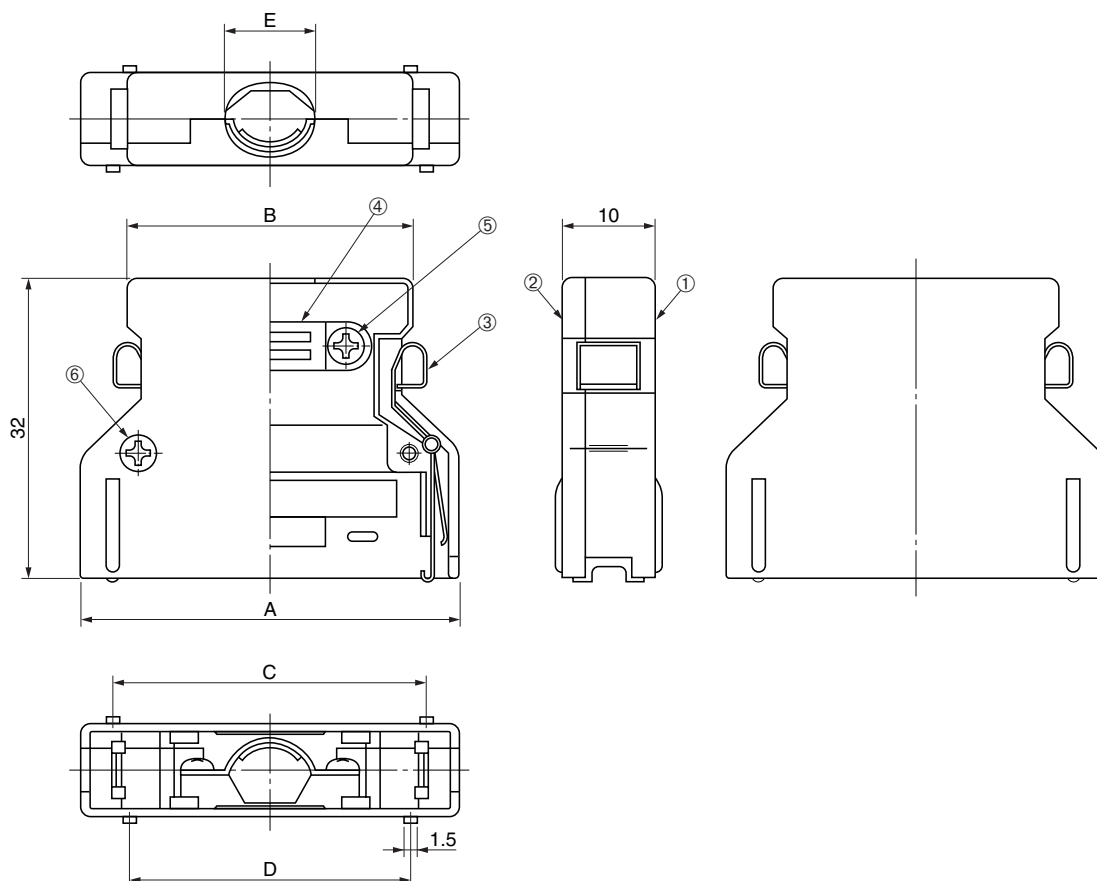


### ● Configuration of product Part No.

PCS-E ( ) LG ( )

① ② ③ ④

- ① Series name
- ② No. of contacts: 28, 36 or 50
- ③ Type of backshell  
LG: Mating guide structure vertical type backshell for standard cable
- ④ Identification mark (A or B) of cable-end-outlet dimension.  
Cable diameters for reference purposes are shown in the Dimension table below.



### ● Components

①	Cover A
②	Cover B
③	Latch
④	Cable clamp
⑤	⊕ Small-sized Phillips head screw
⑥	⊕ Small-sized Phillips flat head screw

### ● Dimensions

Part No.	A	B	C	D	E	Outside diameter of cable for reference purposes
PCS-E28LGB	35.0	25.3	30	16	8.5×9.5	ø9
PCS-E36LGA	40.2	30.5	34	31	7×7.5	ø7.5
PCS-E50LGA	48.9	39.2	42	39	7×8.5	ø8

Because some combinations of "Configurations of Product Part No.", are under consideration for development, please contact us for availability details.

For use with connector: PCS-E series IDC type or soldering type female connector for cable

PCS-XE series IDC type male connector for cable

Through hole SMT Press-in IDC Soldering Crimping Wire wrapping Others

# Horizontal type die-cast material backshell for standard cable PCS-E( )W


RoHS

1.27 mm pitch connector

Backshell

Horizontal

EMI-filtered

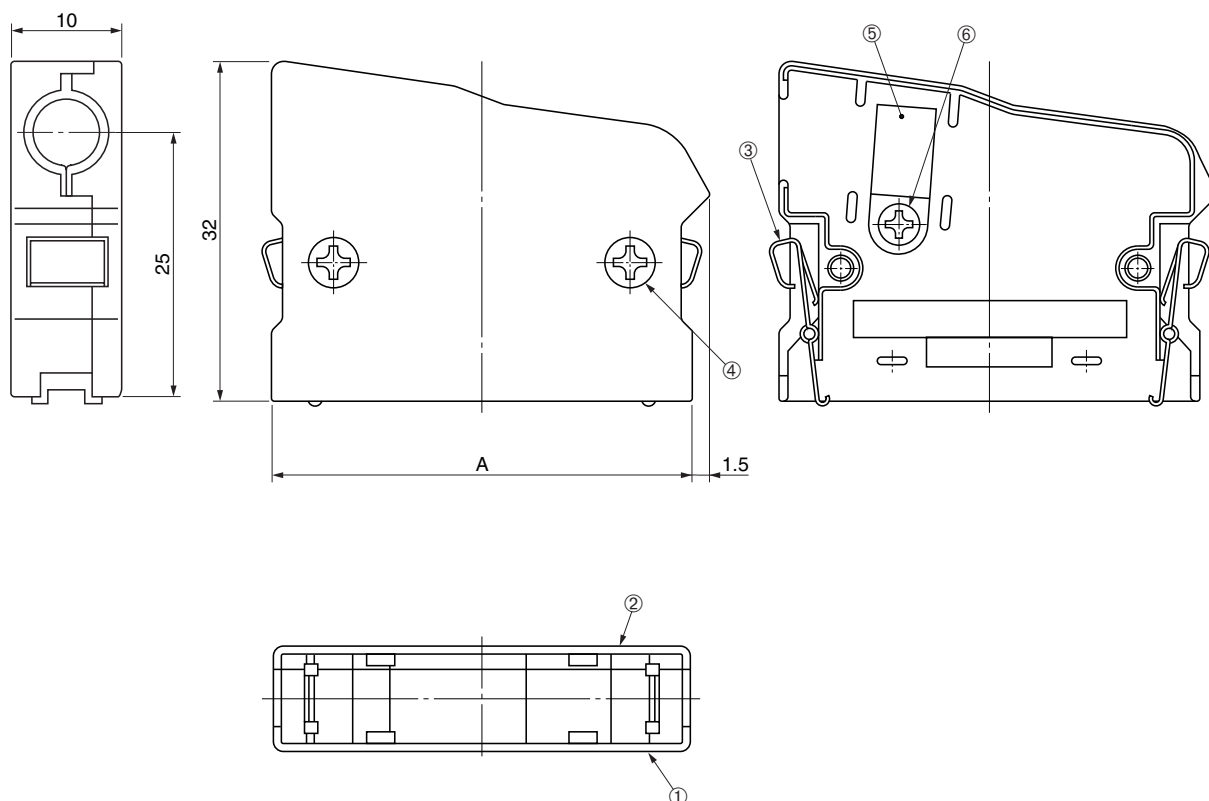


## ● Configuration of product Part No.

PCS-E ( ) W

① ② ③

- ① Series name
- ② No. of contacts: 20, 28, 36 or 50
- ③ Type of backshell  
W: Horizontal type backshell for standard cable



## ● Components

①	Cover A
②	Cover B
③	Latch
④	⊕Small-sized Phillips flat head screw
⑤	Cable clamp
⑥	⊕Small-sized Phillips head screw

## ● Dimensions

Part No.	A	Outside diameter of cable for reference purposes
PCS-E20W	30.0	ø5.6
PCS-E28W	35.0	ø6
PCS-E36W	40.2	ø8.2
PCS-E50W	48.9	ø7.8

For use with connector: PCS-E series IDC type or soldering type female connector for cable

PCS-XE series IDC type male connector for cable

Others Wire wrapping Crimping Soldering IDC Press-in SMT Through hole

Vertical type plastic backshell for flat cable  
PCS-E( )LT+

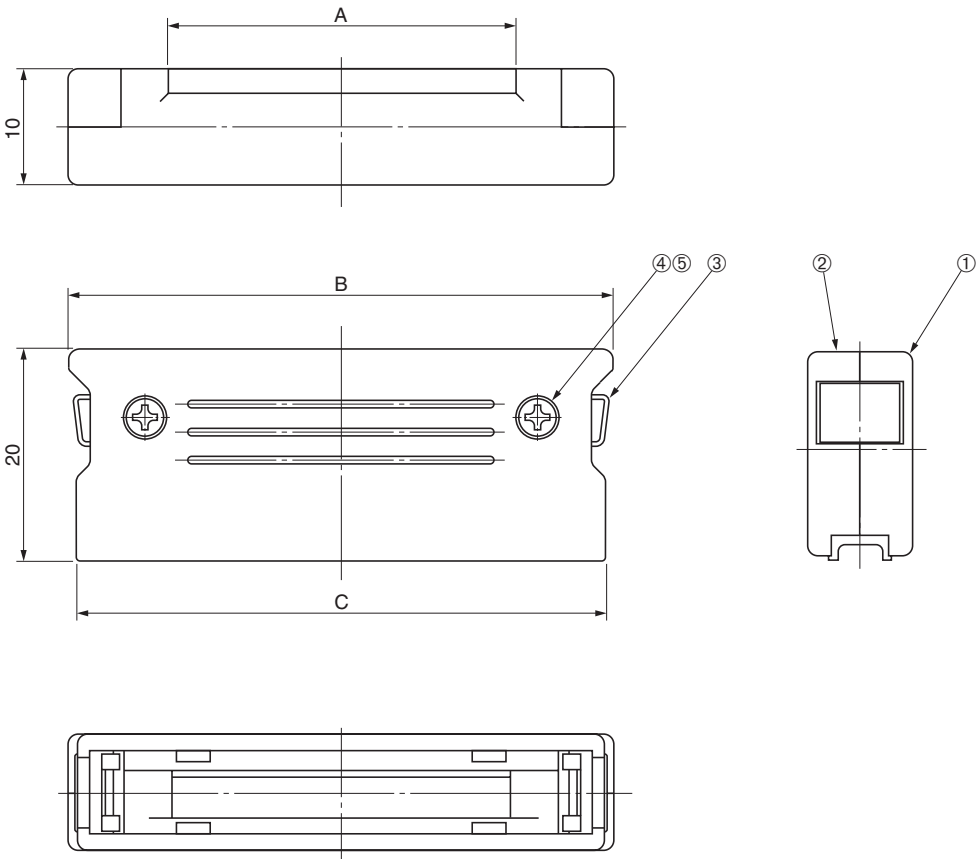


● Configuration of product Part No.

PCS-E ( ) LT+

① ② ③

- ① Series name  
② No. of contacts: 28, 36 or 50  
③ Type of backshell  
LT: Vertical type backshell for flat cable



● Components

①	Cover B
②	Cover A
③	Latch
④	⊕Small-sized Phillips head screw
⑤	Hex nuts

● Dimensions

Part No.	A	B	C
PCS-E28LT+	18.3	37.0	35.0
PCS-E36LT+	23.4	42.2	40.2
PCS-E50LT+	32.2	50.9	48.9

For use with connector: PCS-E series IDC type female connector for cable  
PCS-XE series IDC type male connector for cable

# Vertical type die-cast material backshell for cable extension PCS-E( )PML( )


RoHS

1.27 mm pitch connector

Backshell

Vertical

EMI-filtered

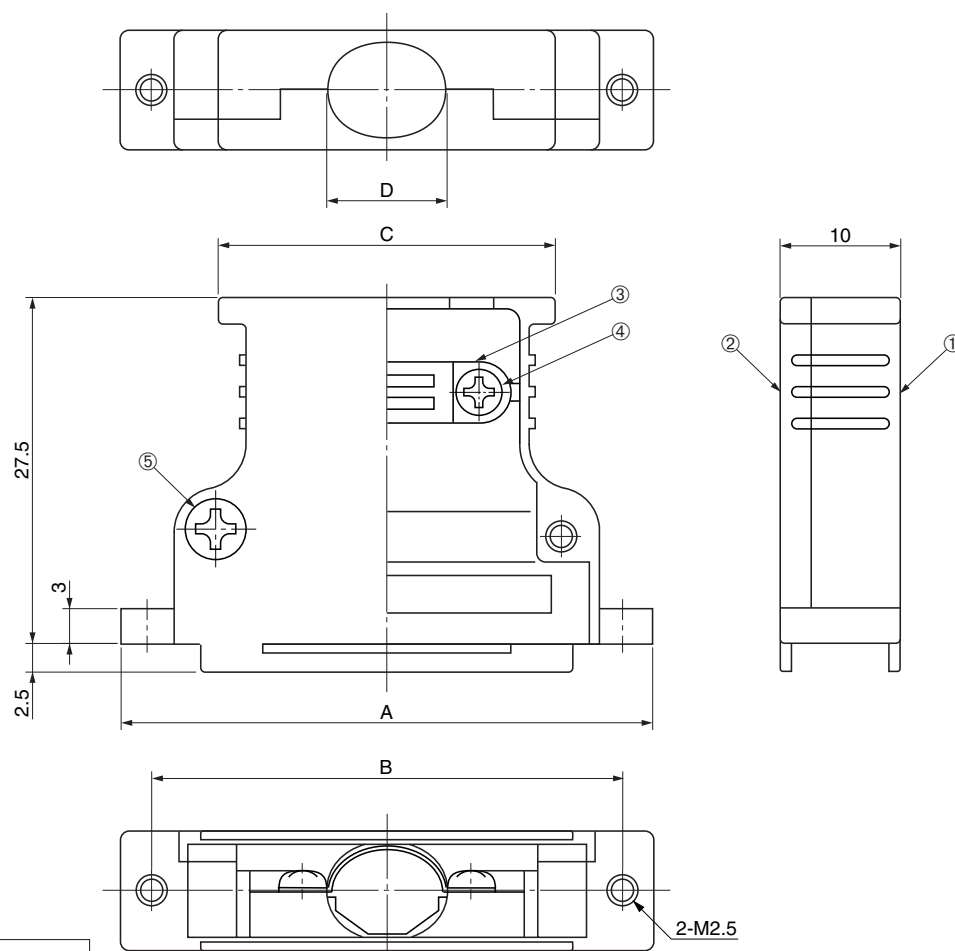


## ● Configuration of product Part No.

PCS-E ( ) PML ( )

① ② ③ ④

- ① Series name
- ② No. of contacts: 36
- ③ Type of backshell  
PML: Vertical type backshell for PCS-E( )PM( )-H
- ④ Outside diameter of cable for reference purpose  
A: 9 mm diameter



## ● Components

①	Cover A
②	Cover B
③	Cable clamp
④	⊕ Small-sized Phillips head screw
⑤	⊕ Small-sized Phillips flat head

## ● Dimensions

Part No.	No. of contacts	A	B	C	D	Outside diameter of cable for reference purposes
PCS-E36PMLA	36	43.3	37.6	27.3	8×9.5	ø9

For use with connector: PCS-E( )PM( )-H

Others Wire wrapping Crimping Soldering IDC Press-in SMT Through hole

# Vertical type die-cast material backshell for standard cable with provision for preventing misinsertion

## PCS-E ( ) LP ( ) - ( ) + R


RoHS

1.27 mm pitch connector

Backshell

Vertical

EMI-filtered

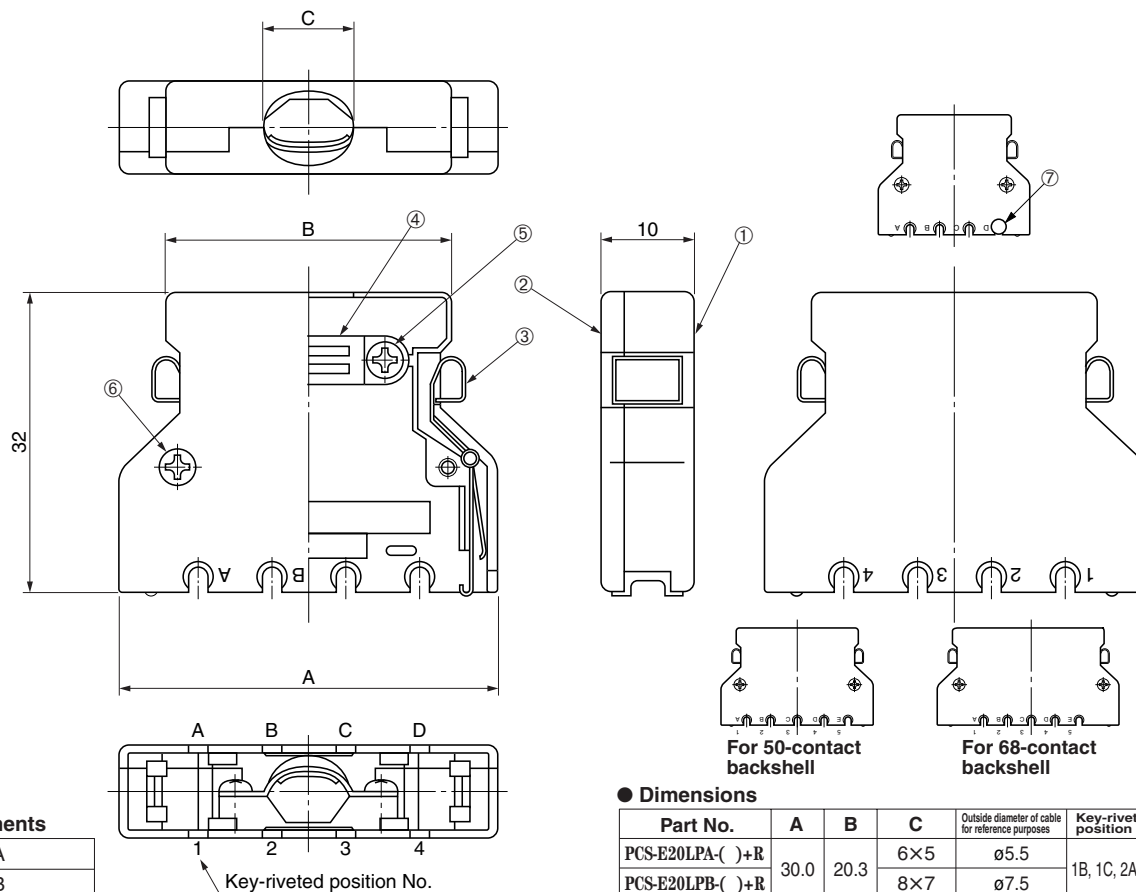


### ● Configuration of product Part No.

PCS-E ( ) LP ( ) - ( ) + R

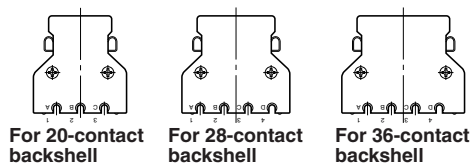
① ② ③ ④ ⑤

- ① Series name
- ② No. of contacts: 20, 28, 36, 50 or 68
- ③ Type of backshell  
LP: Vertical type backshell for standard cables with provision for preventing misinsertion
- ④ Identification mark (A, B or C) of cable-end-outlet dimension. Cable diameters for reference purposes are shown in the Dimension table as shown below.
- ⑤ Key-riveted position (Refer to the Dimension table as shown below) for preventing misinsertion.



### ● Components

①	Cover A
②	Cover B
③	Latch
④	Cable clamp
⑤	⊕ Small-sized Phillips head screw
⑥	⊕ Small-sized Phillips flat head screw
⑦	Key rivet



### ● Dimensions

Part No.	A	B	C	Outside diameter of cable for reference purposes	Key-riveted position No.
PCS-E20LPA-( )+R	30.0	20.3	6×5	ø5.5	1B, 1C, 2A, 3A
PCS-E20LPB-( )+R			8×7	ø7.5	
PCS-E28LPA-( )+R	35.0	25.3	6.5×5	ø5.5, ø5.9	1D, 2C, 3B, 4A
PCS-E28LPB-( )+R			10×8	ø9	
PCS-E28LPC-( )+R			11×8	ø10	
PCS-E36LPA-( )+R	40.2	30.5	10×8	ø8.4, ø9	1E, 2D, 4B, 5A
PCS-E50LPA-( )+R	48.9	39.2	10×8	ø7.3	
PCS-E68LPA-( )+R	60.3	50.6	10×8	ø8.1	
PCS-E68LPB-( )+R			7.5×6	ø6.5	

For use with connector: PCS-E series IDC type or soldering type female connector for cable

PCS-XE series IDC type male connector for cable

Accessories: Key-rivets for preventing misinsertion, PCS-E-PK+R

Through hole SMT Press-in IDC Soldering Crimping Wire wrapping Others



# Vertical type die-cast material backshell for larger diameter cable with provision for preventing misinsertion


## PCS-E( )LKP( )-( )+R

RoHS

Backshell

Vertical

EMI-filtered

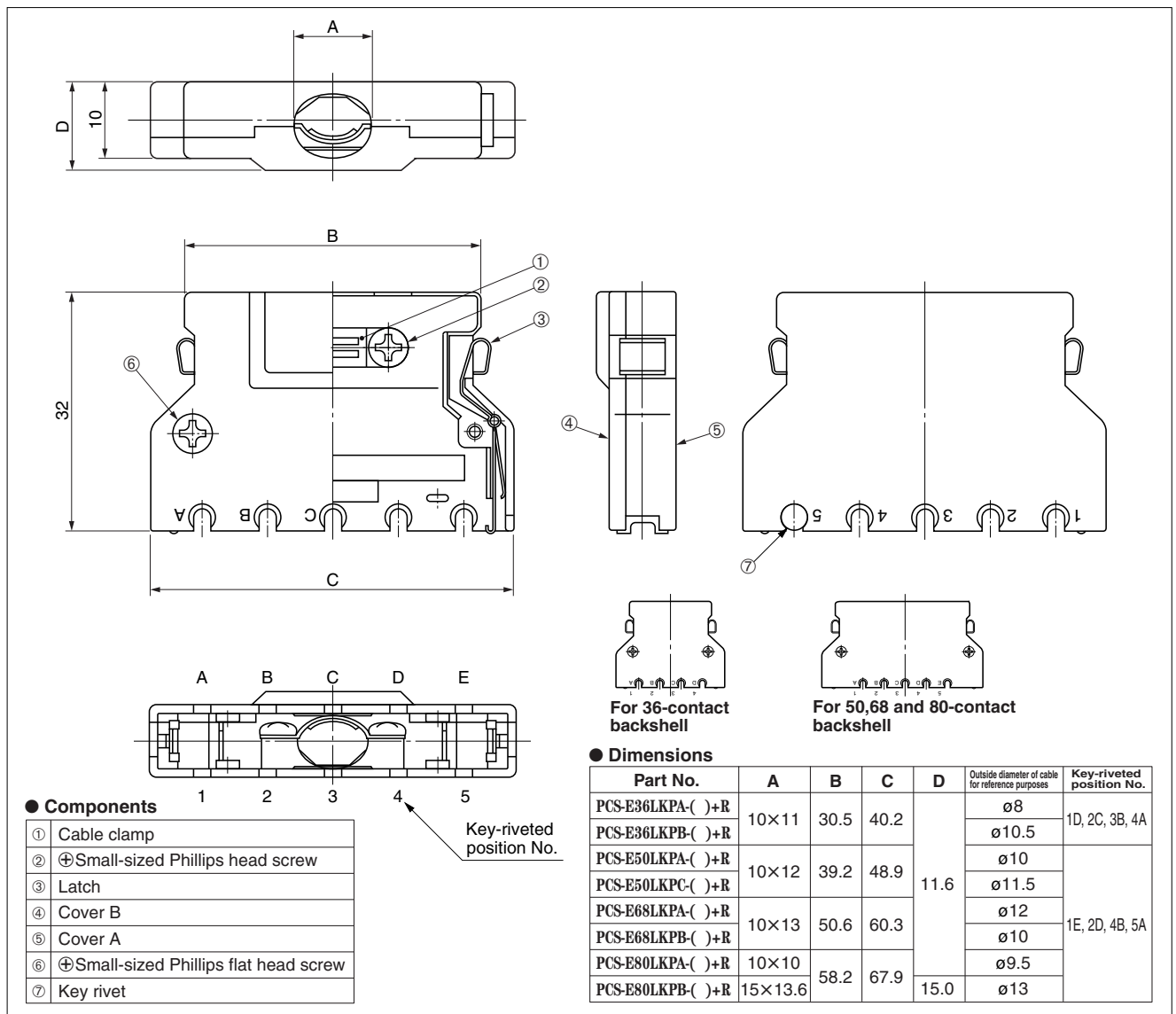


### ● Configuration of product Part No.

**PCS-E ( ) LKP ( )-( )+R**

- ① Series name  
 ② No. of contacts: 36, 50, 68 or 80  
 ③ Type of backshell  
 LKP: Vertical type backshell for larger diameter cables with provision for preventing misinsertion

- ④ Identification mark (A, B or C) of cable-end-outlet dimension. Cable diameters for reference purposes are shown in the Dimension table as shown below.  
 ⑤ Key-riveted position (Refer to the Dimension table as shown below) for preventing misinsertion.



For use with connector: PCS-E series IDC type or soldering type female connector for cable

PCS-XE series IDC type male connector for cable

Accessories: Key-rivets for preventing misinsertion, PCS-E-PK+R

# Vertical type die-cast material backshell for larger diameter cable with mating guide for preventing misinsertion PCS-E96LKP( )-( )+R

RoHS

1.27 mm pitch connector

Backshell

Vertical

EMI-filtered



## ● Configuration of product Part No.

**PCS-E 96 LKP ( )-( )+R**

① ② ③ ④ ⑤

① Series name

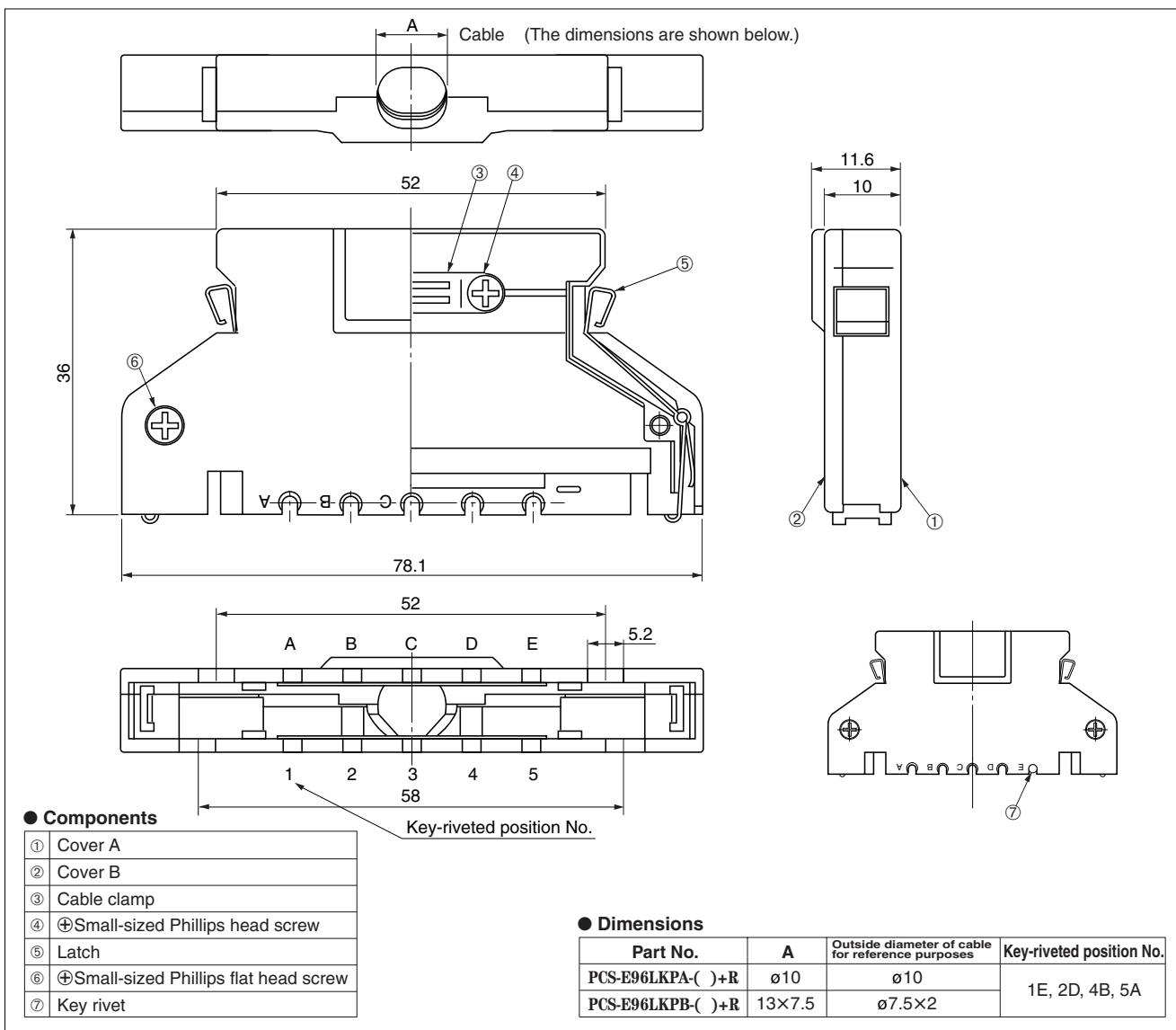
② No. of contacts: 96

③ Type of backshell

LKP: Vertical type backshell for larger diameter cables with provision for preventing misinsertion

④ Identification mark (A or B) of cable-end-outlet dimension. Cable diameters for reference purposes are shown in the Dimension table as shown below.

⑤ Key-riveted position (Refer to the Dimension table as shown below) for preventing misinsertion.



For use with connector: PCS-E series IDC type female connector for cable

PCS-XE series IDC type male connector for cable

Accessories: Key-rivets for preventing misinsertion, PCS-E-PK+R

# Vertical type die-cast material backshell for larger diameter cable with provision for preventing misinsertion PCS-E96LKP1A-( )+R


RoHS

1.27 mm pitch connector

Backshell

Vertical

EMI-filtered



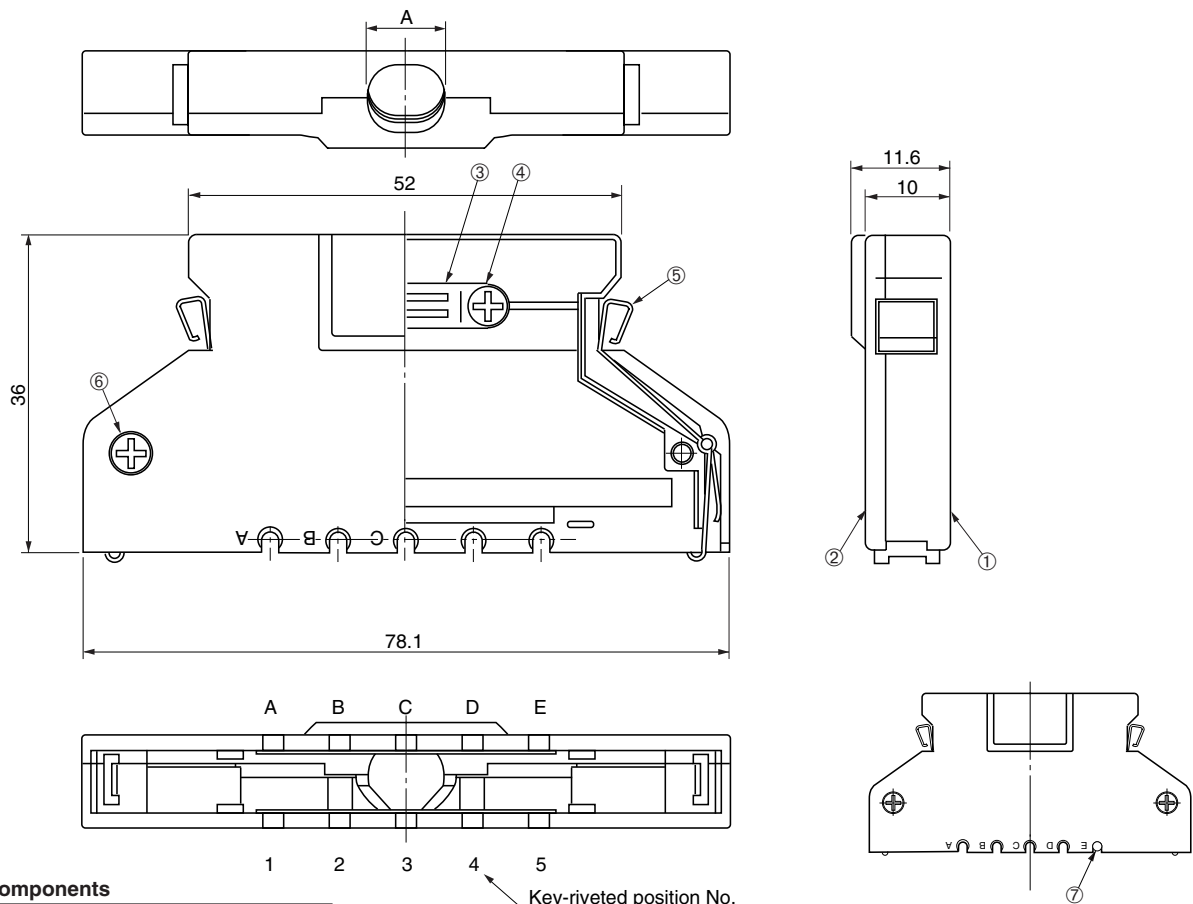
## ● Configuration of product Part No.

**PCS-E 96 LKP1 A- ( )+R**

① ② ③ ④ ⑤

- ① Series name
- ② No. of contacts: 96
- ③ Type of backshell  
LKP1: Vertical type backshell for larger diameter cables with provision for preventing misinsertion

- ④ Identification mark (A) of cable-end-outlet dimension. Cable diameters for reference purposes are shown in the Dimension table as shown below.
- ⑤ Key-riveted position (Refer to the Dimension table as shown below) for preventing misinsertion.



## ● Components

①	Cover A
②	Cover B
③	Cable clamp
④	⊕Small-sized Phillips head screw
⑤	Latch
⑥	⊕Small-sized Phillips flat head screw
⑦	Key rivet

## ● Dimensions

Part No.	A	Outside diameter of cable for reference purposes	Key-riveted position No.
PCS-E96LKP1A-( )+R	10×9	ø10	1E, 2D, 4B, 5A

For use with connector: PCS-E series IDC type female connector for cable

PCS-XE series IDC type male connector for cable

Accessories: Key-rivets for preventing misinsertion, PCS-E-PK+R

Others Wire wrapping Crimping Soldering IDC Press-in SMT Through hole

# Vertical type die-cast material backshell for standard cable with mating guide for preventing misinsertion


## PCS-E ( ) LGP ( )-( )+R

RoHS

Backshell

Vertical

EMI-filtered



### ● Configuration of product Part No.

PCS-E ( ) LGP ( )-( )+R

① ② ③ ④ ⑤

① Series name

② No. of contacts: 26 or 36

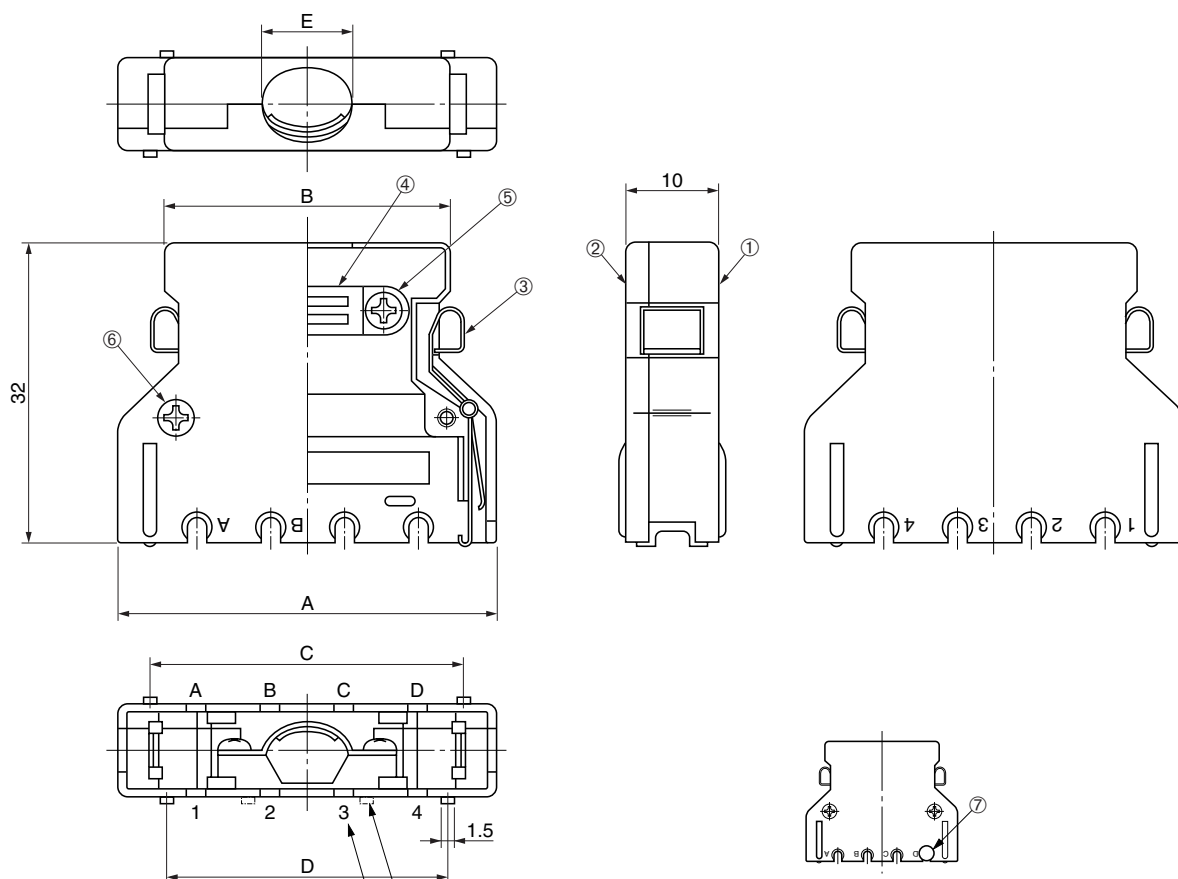
③ Type of backshell

LGP: Vertical type backshell for standard cables with mating guide for preventing misinsertion

④ Identification mark (A) of cable-end-outlet dimension.

Cable diameters for reference purposes are shown in the Dimension table as shown below.

⑤ Key-riveted position (Refer to the Dimension table as shown below) for preventing misinsertion.



### ● Components

①	Cover A
②	Cover B
③	Latch
④	Cable clamp
⑤	⊕Small-sized Phillips head screw
⑥	⊕Small-sized Phillips flat head screw
⑦	Key rivet

Guide position of the 28-contact backshell  
Key-riveted position No.

Part No.	A	B	C	D	E	Outside diameter of cable for reference purposes	Key-riveted position No.
PCS-E28LGPA-( )+R	35.0	25.3	30	16	5×6.5	ø5.5, ø5.9	1D, 2C, 3B, 4A
PCS-E36LGPA-( )+R	40.2	30.5	34	31	8×9.5	ø8.4, ø9	

Because some combinations of "Configurations of Product Part No.", are under consideration for development, please contact us for availability details.

For use with connector: PCS-E series IDC type or soldering type female connector for cable

PCS-XE series IDC type male connector for cable

Accessories: Key-rivets for preventing misinsertion, PCS-E-PK+R

Through hole SMT Press-in IDC Soldering Crimping Wire wrapping Others

# Horizontal type die-cast material backshell for standard cable with provision for preventing misinsertion PCS-E( )WSP-( )+R


RoHS

1.27 mm pitch connector

Backshell

Horizontal

EMI-filtered

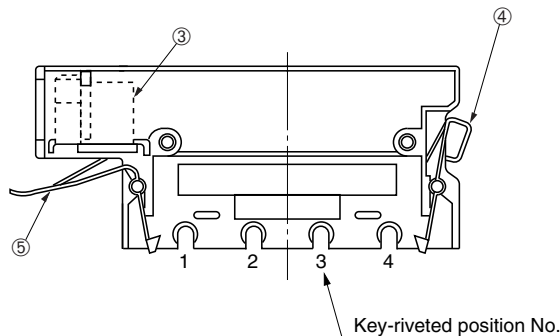
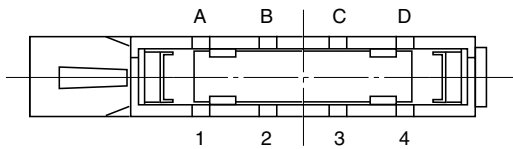
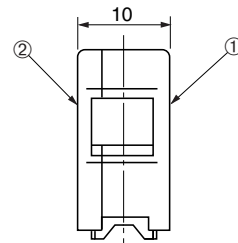
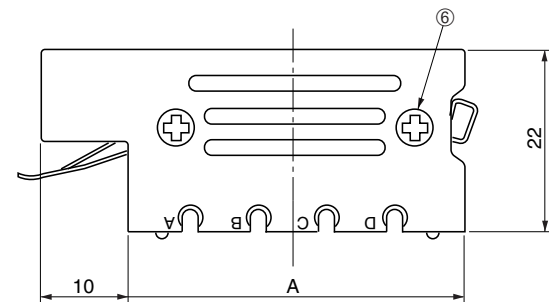


## ● Configuration of product Part No.

PCS-E ( ) WSP- ( )+R

① ② ③ ④

- ① Series name
- ② No. of contacts: 20, 28, 36 or 50
- ③ Type of backshell  
WSP: Horizontal type backshell for standard cables with mating guide for preventing misinsertion
- ④ Key-rievet position (Refer to the Dimension table as shown below) for preventing misinsertion.



Key-rievet position No.

The form of the 20-contact backshell

The form of the 28-contact backshell

The form of the 50-contact backshell

## ● Components

①	Cover A
②	Cover B
③	Cable clamp
④	Latch A
⑤	Latch B
⑥	⊕Small-sized Phillips flat head screw

## ● Dimensions

Part No.	A	B	Outside diameter of cable for reference purposes	Key-rievet position No.
PCS-E20WSP-( )+R	30.0	ø6	ø5	1B, 1C, 2A, 3A
PCS-E28WSP-( )+R	35.0	ø6	ø5.5	1D, 2C, 3B, 4A
PCS-E36WSP-( )+R	40.2	ø7.6	ø6	1E, 2D, 4B, 5A
PCS-E50WSP-( )+R	48.9	ø7.6	ø6.5	1E, 2D, 4B, 5A

For use with connector: PCS-E series IDC type or soldering type female connector for cable

PCR series IDC type or soldering type female connector for cable

PCS-XE series IDC type male connectors for cable

Accessories: Key-rievets for preventing misinsertion, PCS-E-PK+R

Others Wire wrapping Crimping Soldering IDC Press-in SMT Through hole

# Horizontal type die-cast material backshell for larger diameter cable with provision for preventing misinsertion

## PCS-E( )WKP( )-( )+R


RoHS

1.27 mm pitch connector

Backshell

Horizontal

EMI-filtered

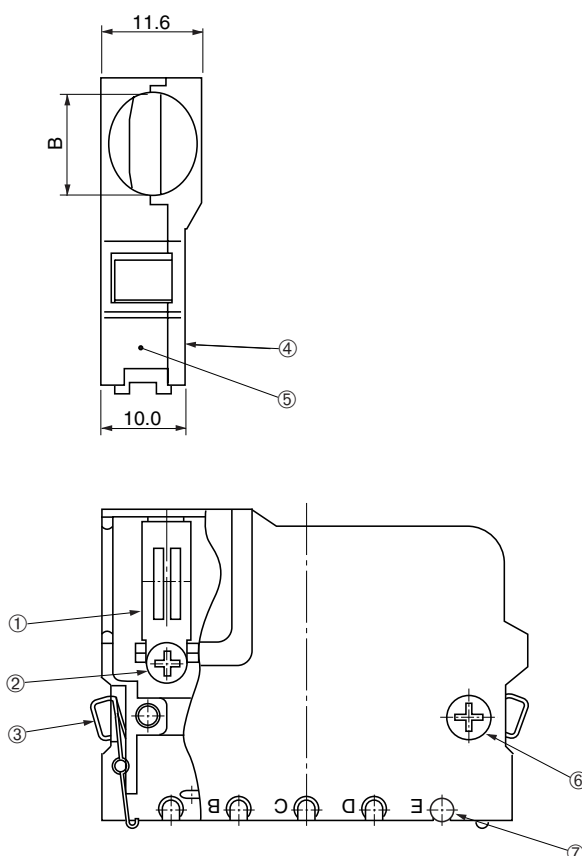
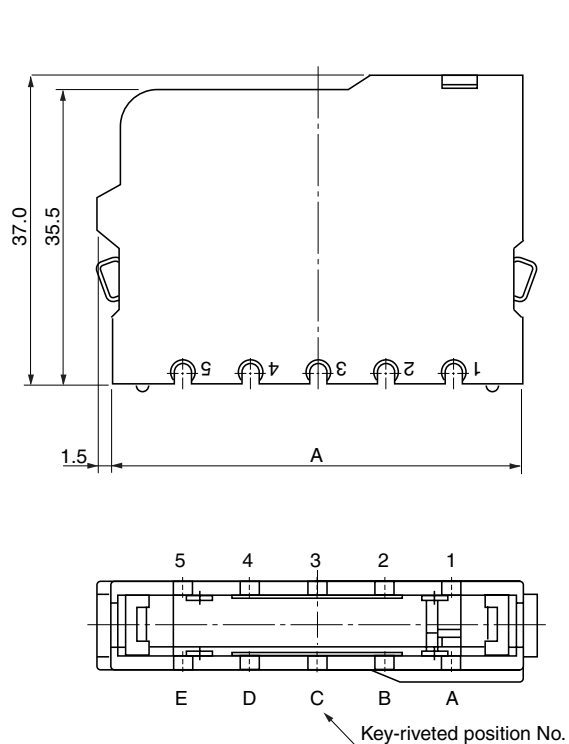


### ● Configuration of product Part No.

**PCS-E ( ) WKP ( )- ( )+R**

① ② ③ ④ ⑤

- ① Series name
- ② No. of contacts: 36, 50, 68, 80
- ③ Type of backshell  
WKP: Horizontal type backshell for larger diameter cables with mating guide for preventing misinsertion
- ④ Identification mark (A or B) of cable-end-outlet dimension. Cable diameters for reference purposes are shown in the Dimension table as shown below.
- ⑤ Key-riveted position (Refer to the Dimension table as shown below) for preventing misinsertion.



### ● Components

①	Cable clamp
②	⊕Small-sized Phillips head screw
③	Latch
④	Cover B
⑤	Cover A
⑥	⊕Small-sized Phillips flat head screw
⑦	Key rivet

### ● Dimensions

Part No.	A	B	Outside diameter of cable for reference purposes	Key-riveted position No.
PCS-E36WKPA-( )+R	40.2	10.5×9.5	ø9.5	1D, 2C, 3B, 4A
PCS-E50WKPB-( )+R	48.9	12×10	ø11.5	1E, 2D, 4B, 5A
PCS-E68WKPA-( )+R	60.3	11×10	ø10.5	
PCS-E80WKPA-( )+R	67.9	10.5×9.5	ø9.5	

For use with connector: PCS-E series IDC type or soldering type female connector for cable

PCS-XE series IDC type male connector for cable

Accessories: Key-rivets for preventing misinsertion, PCS-E-PK+R

# Horizontal type die-cast material backshell for larger diameter cable with provision for preventing misinsertion

## PCS-E96WKP( )-( )+R

RoHS

Backshell

Horizontal

EMI-filtered

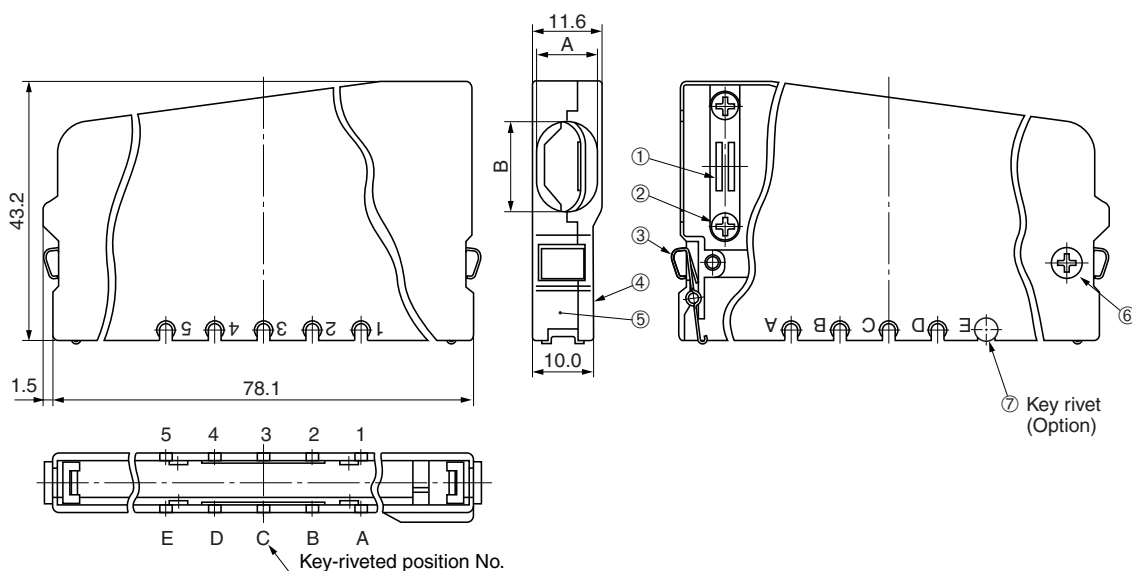


### ● Configuration of product Part No.

## PCS-E 96 WKP ( )- ( )+R

① ② ③ ④ ⑤

- ① Series name
- ② No. of contacts: 96
- ③ Type of backshell  
WKP: Horizontal type backshell for larger diameter cables with mating guide for preventing misinsertion
- ④ Identification mark (B) of cable-end-outlet dimension.  
Cable diameters for reference purposes are shown in the Dimension table as shown below.
- ⑤ Key-riveted position (Refer to the Dimension table as shown below) for preventing misinsertion.



### ● Components

①	Cable clamp
②	⊕Small-sized Phillips head screw
③	Latch
④	Cover B
⑤	Cover A
⑥	⊕Small-sized Phillips flat head screw
⑦	Key rivet

### ● Dimensions

Part No.	No. of contacts	A	B	Outside diameter of cable for reference purposes	Key-riveted position No.
PCS-E96WKP( )+R	96	10	15	ø10	1E, 2D, 4B, 5A

For use with connector: PCS-E series IDC type or soldering type female connector for cable

PCR series IDC type or soldering type female connector for cable

PCS-XE series IDC type male connector for cable

Accessories: Key-rivets for preventing misinsertion, PCS-E-PK+R

Others Wire wrapping Crimping Soldering IDC Press-in SMT Through hole


# Vertical type die-cast material backshell for flat cable with provision for preventing misinsertion

PCS-E ( ) LTP- ( ) +R

RoHS

Backshell

Vertical

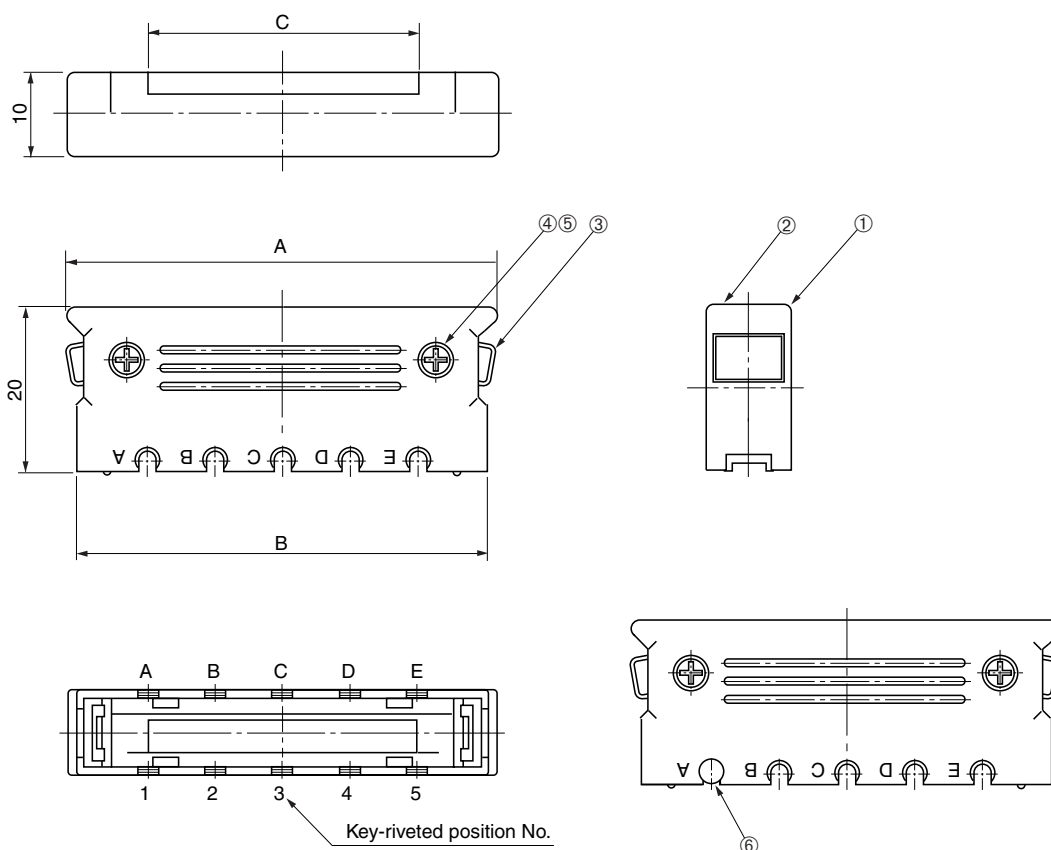


## ● Configuration of product Part No.

PCS-E ( ) LTP- ( ) +R

① ② ③ ④

- ① Series name
- ② No. of contacts: 50 or 68
- ③ Type of backshell  
LTP: Vertical type backshell for flat cables with mating guide for preventing misinsertion
- ④ Key-riveted position (Refer to the Dimension table as shown below) for preventing misinsertion.



## ● Components

①	Cover B
②	Cover A
③	Latch
④	Cable clamp
⑤	⊕ Small-sized Phillips head screw
⑥	Hex nuts
⑦	Key rivet

## ● Dimensions

Part No.	A	B	C	Key-riveted position No.
PCS-E50LTP- ( ) +R	50.9	48.9	32.2	1E, 2D, 4B, 5A
PCS-E68LTP- ( ) +R	62.3	60.3	43.5	

For use with connector: PCS-E series IDC type female connector for cable

PCS-XE series IDC type male connector for cable

Accessories: Key-rivets for preventing misinsertion, PCS-E-PK+R



# Vertical type die-cast material backshell for larger diameter cable PCS-E68LKAU2N

RoHS

1.27 mm pitch connector

Backshell

Vertical

SCSI-III

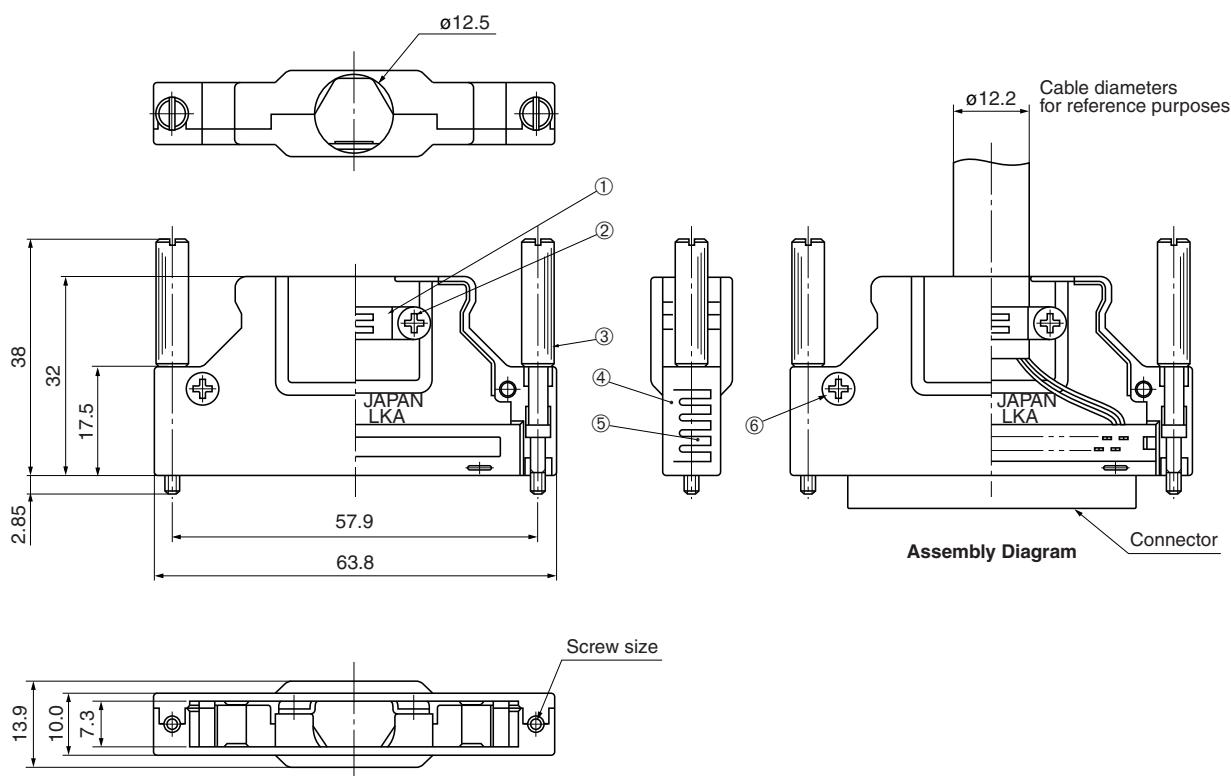


## ● Configuration of product Part No.

**PCS-E 68 LK A U2 N**

① ② ③ ④ ⑤ ⑥

- ① Series name
- ② No. of contacts: 68
- ③ Type of backshell: Vertical type backshell for larger diameter housing
- ④ Identification mark (A) of cable-end-outlet dimension. Cable diameters for reference purposes are shown below.
- ⑤ Screw size  
U2: #2-56UNC
- ⑥ Lock type  
N: Screw lock



## ● Components

①	Cable clamp
②	⊕ Small-sized Phillips head screw
③	Thumb screw
④	Cover A
⑤	Cover B
⑥	⊕ Small-sized Phillips flat head screw

Part No.	Screw size
PCS-E68LKAU2N	#2-56UNC

For use with connector: PCS-E series IDC type female connector

PCS-XE series IDC type male connector for cable

Others Wire wrapping Crimping Soldering IDC Press-in SMT Through hole

Vertical type over-molded backshell  
PCS-XEM( )DL( )( )N

Backshell

Vertical

SCSI-III

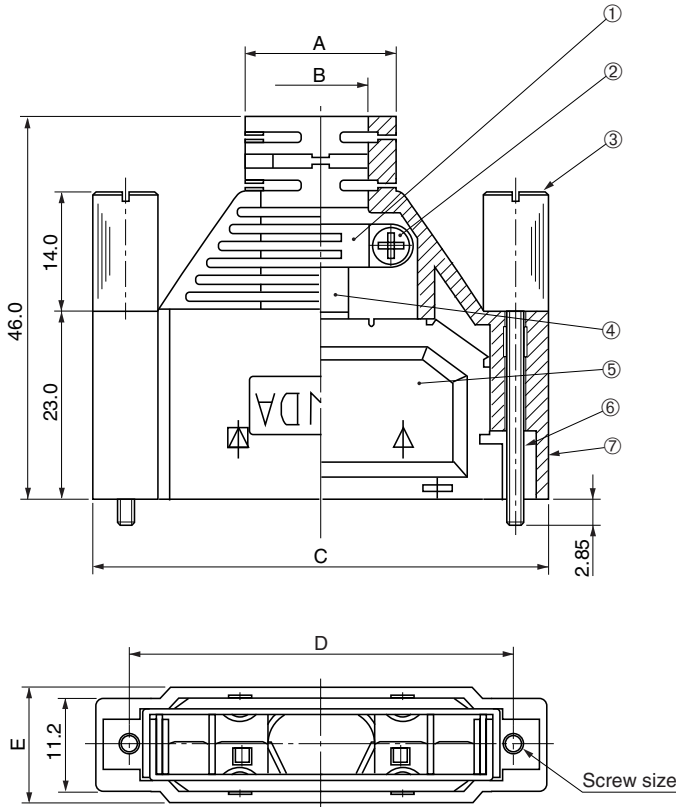
RoHS



● Configuration of product Part No.

PCS-XEM ( ) DL ( ) ( ) N

- |                             |                          |
|-----------------------------|--------------------------|
| ① Series name               | ⑤ Screw size             |
| ② No. of contacts: 50 or 68 | Blank: M2.5×0.45         |
| ③ Type of backshell         | U : #4-40UNC             |
| DL: Vertical type backshell | U2 : #2-56UNC (standard) |
| ④ Color of hood             | ⑥ Lock type              |
| Blank: Black                | N: Screw lock            |
| 1 : Beige                   |                          |
| 2 : Green                   |                          |
| 3 : Grey                    |                          |



● Components

①	Cable clamp
②	⊕ Small-sized Phillips head screw
③	Caps
④	Seal A
⑤	Seal B
⑥	Screw lock
⑦	Hood

● Dimensions

Part No.	A	B	C	D	E	Outside diameter of cable for reference purposes
PCS-XEM50DL( )( )N	17.6	ø11	54.0	46.5	14.0	ø10.5
PCS-XEM68DL( )( )N	19.3	ø12.7	65.43	57.9	15.7	ø12.2

Because some combinations of "Configurations of Product Part No.", are under consideration for development, please contact us for availability details.

Part No.	Screw size
PCS-XEM( )DL( )N	M2.5×0.45
PCS-XEM( )DL( )UN	#4-40UNC
PCS-XEM( )DL( )U2N	#2-56UNC

For use with connector: PCS-E series IDC type female connector

PCS-XE series IDC type male connector for cable

# Vertical type over-molded backshell PCS-XEM100L( )( )

1.27 mm pitch connector

Backshell

Vertical

Screw locks

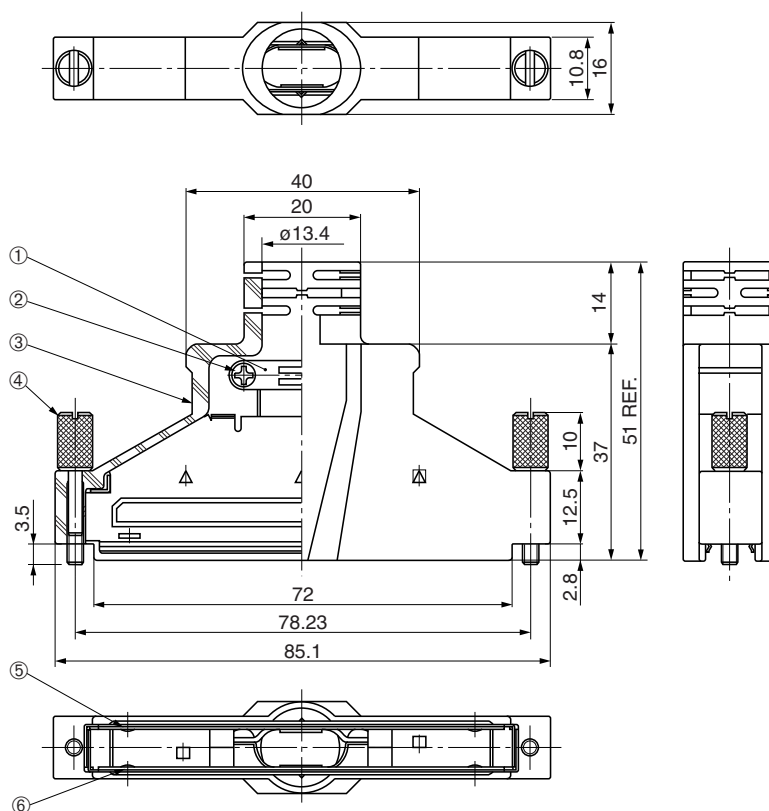
RoHS



## ● Configuration of product Part No.

**PCS-XEM 100 L ( ) ( )**

- |               |                        |                            |                 |                 |
|---------------|------------------------|----------------------------|-----------------|-----------------|
| ①             | ②                      | ③                          | ④               | ⑤               |
| ① Series name | ② No. of contacts: 100 | ③ Type of backshell        | ④ Color of hood | ⑤ Screw size    |
|               |                        | L: Vertical type backshell | Blank: Black    | Blank: #4-40UNC |
|               |                        |                            | 1 : Beige       | U2 : #2-56UNC   |



## ● Components

①	Cable clamp
②	⊕ Small-sized Phillips head screw
③	Hood
④	Fastening screw
⑤	Shield B
⑥	Shield A

## ● Dimensions

Part No.	Color of housing	Screw size	Outside diameter of cable for reference purposes
PCS-XEM100L	Black	#4-40UNC	$\phi 13.2$
PCS-XEM100LU2		#2-56UNC	
PCS-XEM100L1	Beige	#4-40UNC	
PCS-XEM100L1U2		#2-56UNC	

For use with connector: PCS-XE series IDC type male connector for cable

Others Wire wrapping Crimping Soldering IDC Press-in SMT Through hole

# Vertical type die-cast material backshell for daisy chain connection PCS-SE68LDAU2N

RoHS

1.27 mm pitch connector

Backshell

Vertical

SCSI-III

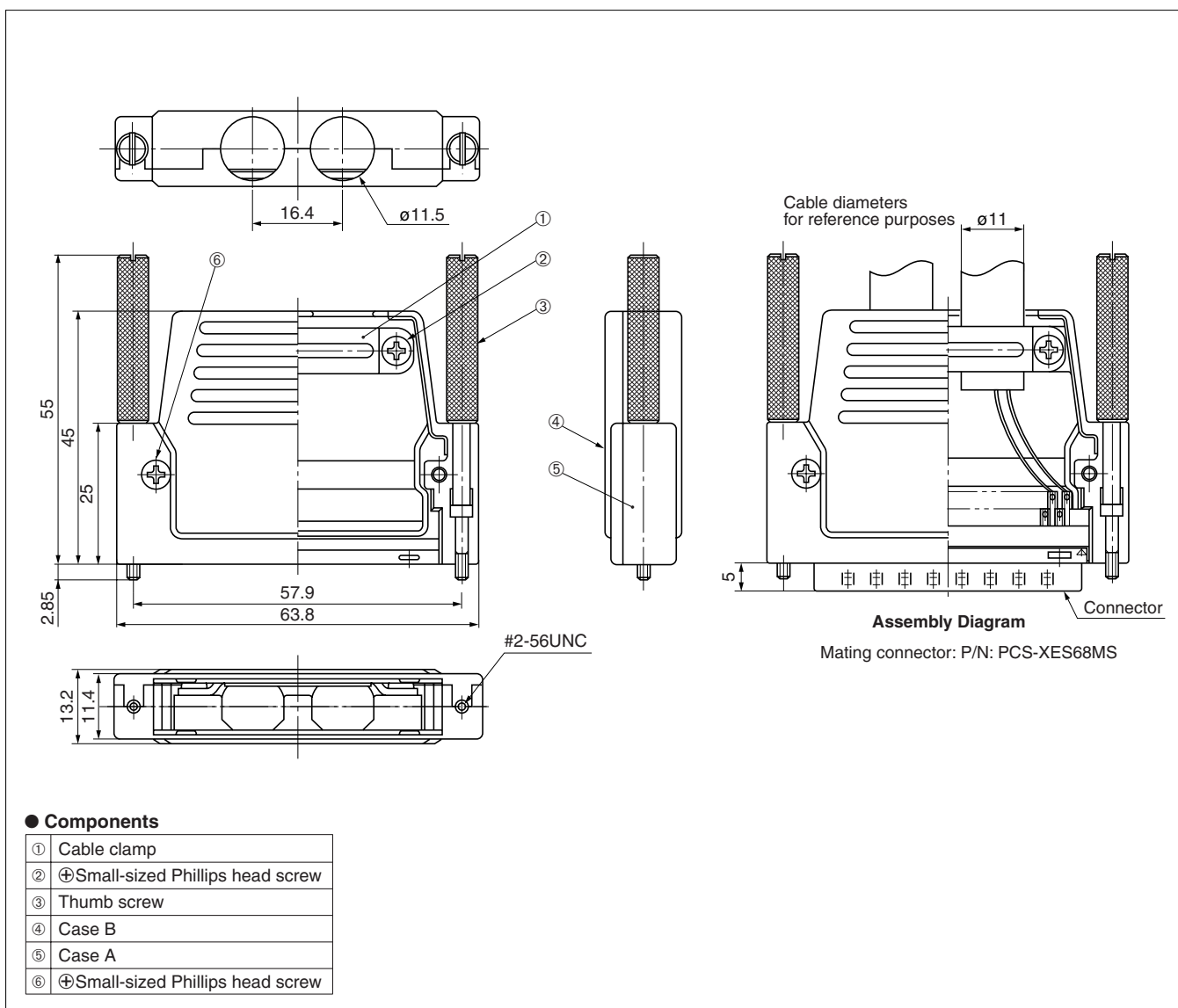


## ● Configuration of product Part No.

**PCS-SE 68 LD A U2 N**

① ② ③ ④ ⑤ ⑥

- ① Series name
- ② No. of contacts: 68
- ③ Type of backshell  
LD: Vertical type backshell
- ④ Identification mark (A) of cable-end-outlet dimension.
- ⑤ Screw size  
U2: #2-56UNC
- ⑥ Lock type  
N: Screw lock



For use with connector: PCS-XES series soldering type male connector for cable

Dust-proof cap  
PCS-E( )CP( )

RoHS

1.27 mm pitch connector

Accessories

Dust-proof cap

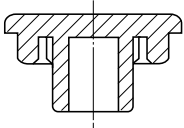
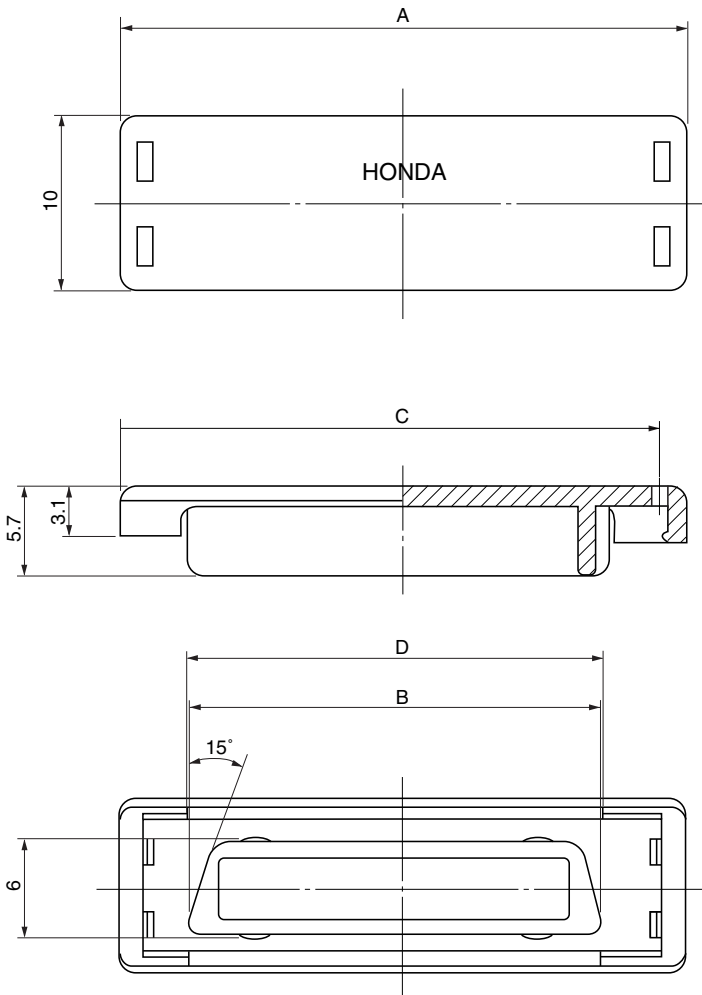


● Configuration of product Part No.

PCS-E ( ) CP ( )

① ② ③ ④

- ① Series name
- ② No. of contacts: 20, 28, 36 or 50
- ③ Dust-proof cap  
CP: Cap with mating guide for preventing misinsertion
- ④ Color of cap  
Black: Clear  
U2 : Dark gray



● Dimensions

Part No.	A	B	C	D
PCS-E20CP( )	25.5	15.4	22.9	18.2
PCS-E28CP( )	30.6	20.48	28.0	26.2
PCS-E36CP( )	35.7	25.56	33.1	
PCS-E50CP( )	44.6	34.45	42.0	34.2

Because some combinations of "Configurations of Product Part No.", are under consideration for development, please contact us for availability details.

Mating connectors: PCS-E series male connector

# 1.6 mm panel-thickness mating guide PCS-E( )G

1.27 mm pitch connector

Accessories

Mating guide

RoHS

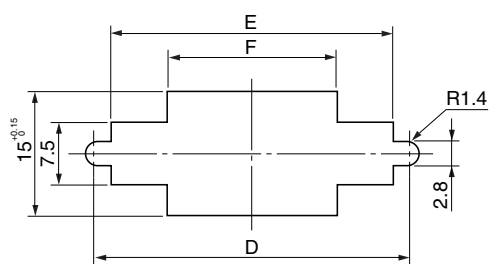
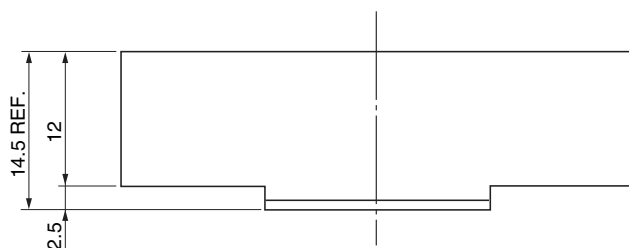
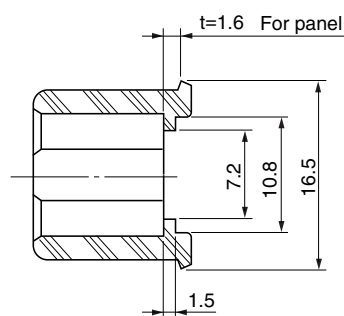
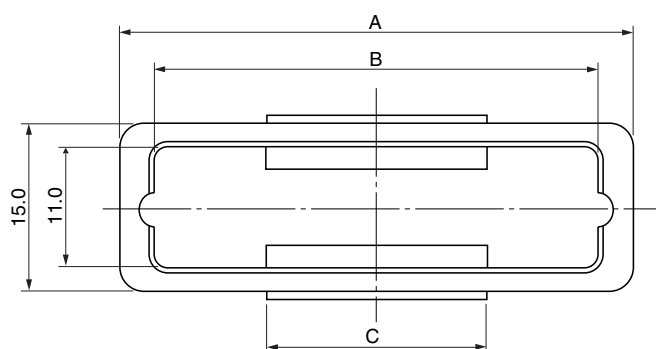


## ● Configuration of product Part No.

**PCS-E ( ) G**

① ② ③

- ① Series name
- ② No. of contacts: 20, 28, 36 or 50
- ③ 1.6 mm panel-thickness mating guide  
(Color: Silver metallic)



Recommended panel cut-out dimensions

## ● Dimensions

Part No.	A	B	C	D	E	F
PCS-E20G	37.3	30.7	11	27.4	23.7	11.3
PCS-E28G	42.3	35.7	16	32.5	28.8	16.3
PCS-E36G	47.6	40.9	20	37.6	33.9	20.3
PCS-E50G	56.3	49.6	30	46.5	42.8	30.3

Because some combinations of "Configurations of Product Part No.", are under consideration for development, please contact us for availability details.

For use with connector: PCS-E series vertical type or horizontal type housing

# 1.0 mm panel-thickness mating guide

## PCS-E( )G1

1.27 mm pitch connector

Accessories

Mating guide

RoHS

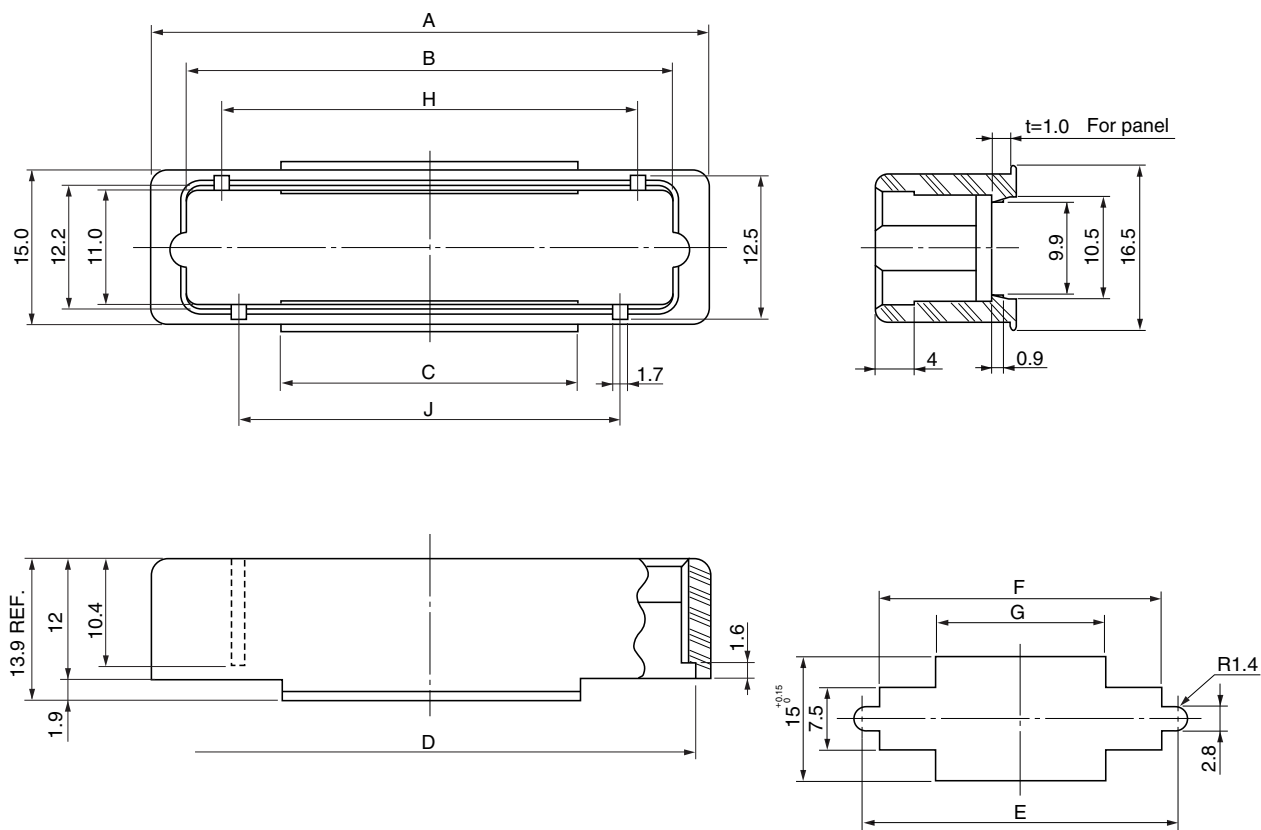


### ● Configuration of product Part No.

PCS-E ( ) G1

① ② ③

- ① Series name
- ② No. of contacts: 20, 28, 36, 50 or 68
- ③ 1.0 mm panel-thickness mating guide



Recommended panel cut-out dimensions

### ● Dimensions

Part No.	A	B	C	D	E	F	G	H	J
PCS-E20G1	37.3	30.7	11	33.0	27.4	23.7	11.3	25	8
PCS-E28G1	42.3	35.7	16	38.1	32.5	28.8	16.3	30	16
PCS-E36G1	47.6	40.9	20	43.2	37.6	33.9	20.3	34	31
PCS-E50G1	56.3	49.6	30	52.1	46.5	42.8	30.3	42	39
PCS-E68G1	67.7	61.0	40	63.5	57.9	54.1	40.3	52	49

For use with connector: PCS-E series vertical type housing for standard cable or heavy wire cable with mating guide

Others Wire wrapping Crimping Soldering IDC Press-in SMT Through hole

# Metallic mating guide


## PCS-E( )G3( )

1.27 mm pitch connector

Accessories

Mating guide

RoHS

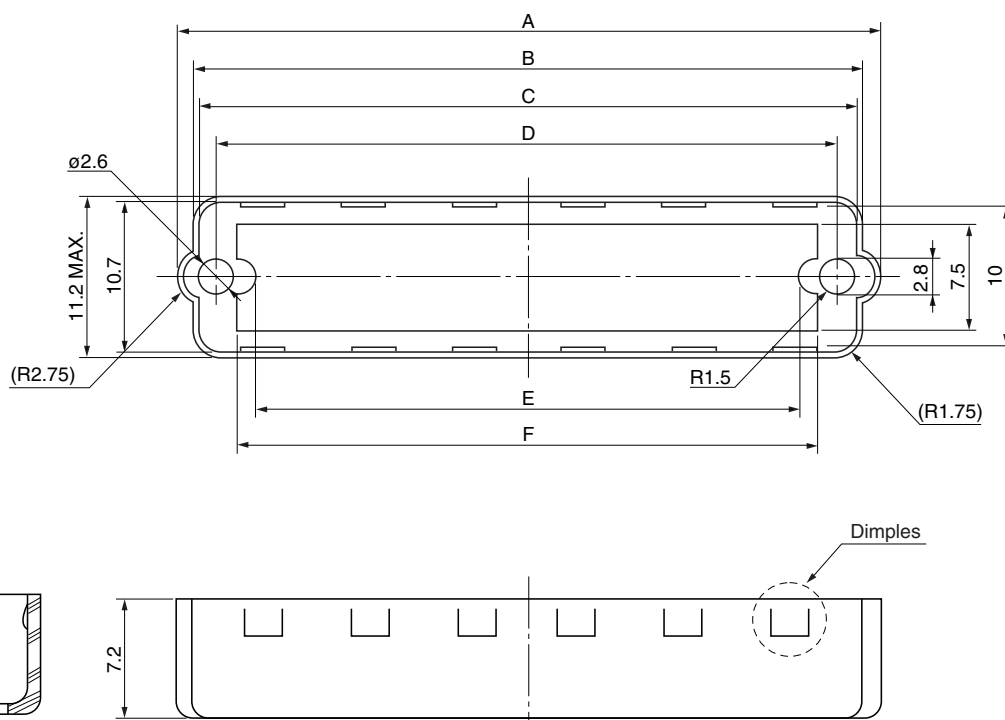


### ● Configuration of product Part No.

## PCS-E ( ) G3 ( )

① ② ③ ④

- ① Series name
- ② No. of contacts: 20, 28, 36, 50 or 68
- ③ Metallic mating guide
- ④ Guide plating  
Blank: No plating  
N : Nickel plating



Note 1: Panel thickness: 1-1.6 mm

### ● Dimensions

Part No.	A	B	C	D	E	F	No. of dimples
PCS-E20G3( )	33	31	30.5	27.4	22.6	23.7	one side4
PCS-E28G3( )	38	36.1	35.6	32.5	27.7	28.8	one side5
PCS-E36G3( )	43.1	41.2	40.7	37.6	32.8	33.9	
PCS-E50G3( )	52	50.1	49.6	46.5	41.7	42.8	one side6
PCS-E68G3( )	63.4	61.5	61.0	57.9	53.1	54.2	one side8

For use with connector: PCS-E series vertical type housing for standard cable or heavy wire cable

PCS-E series of horizontal type housing for standard cable or heavy wire cable

Through hole SMT Press-in IDC Soldering Crimping Wire wrapping Others




# Metallic mating guide with provision for preventing misinsertion PCS-E( )G4-( )

RoHS

Accessories

Mating guide

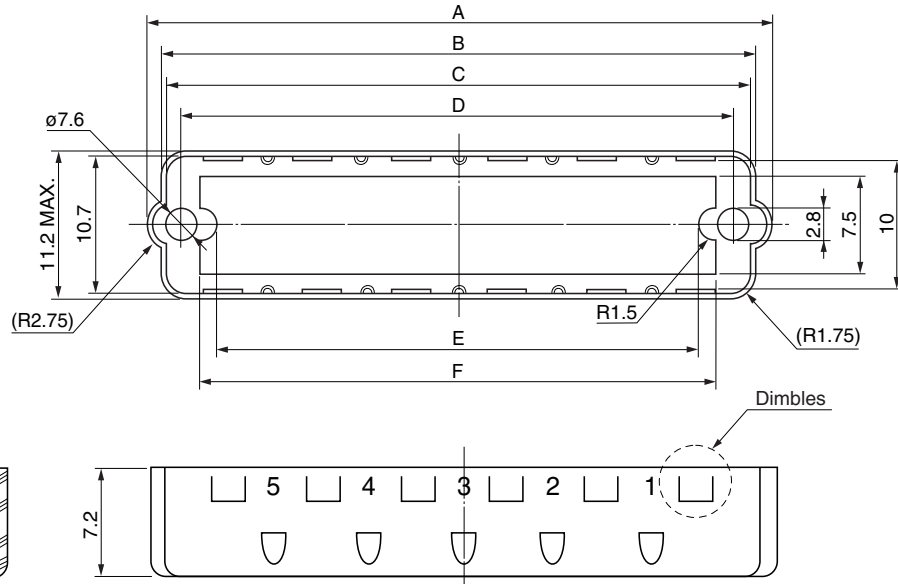


## ● Configuration of product Part No.

PCS-E ( ) G4- ( )

① ② ③ ④

- ① Series name
- ② No. of contacts: 20, 28, 36, 50 or 68
- ③ Metallic mating guide with provision for preventing misinsertion
- ④ Locations being cut off the key forms for preventing misinsertion



**Note 1:** When using this guide with removing some keys, designate the location number in parentheses (④) for "Configuration of product part numbers:" (Standard locations being cut off the key forms for preventing misinsertion are shown in the Dimension table.)

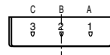
Example: PCS-E36G4-1D



**Note 2:** When using this guide without removing keys, "Configuration of product part numbers" is PCS-E( )G4.

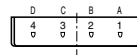
**Note 3:** Panel thickness: 1-1.6 mm

Key No. at the back of guide



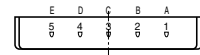
20-contact  
key locations

Key No. at the back of guide



28 or 36-contact  
key locations

Key No. at the back of guide



50 or 68-contact  
key locations

## ● Dimensions

Part No.	A	B	C	D	E	F	Standard locations being cut off the key forms for preventing misinsertion
PCS-E20G4-( )	33	31	30.5	27.4	22.6	23.7	1B, 1C, 2A, 3A
PCS-E28G4-( )	38	36.1	35.6	32.5	27.7	28.8	1D, 2C, 3B, 4A
PCS-E36G4-( )	43.1	41.2	40.7	37.6	32.8	33.9	1E, 2D, 4B, 5A
PCS-E50G4-( )	52	50.1	49.6	46.5	41.7	42.8	
PCS-E68G4-( )	63.4	61.5	61.0	57.9	53.1	54.2	

For use with connector: PCS-E series vertical type housing for standard cable or heavy wire cable with provision for preventing misinsertion

PCS-E series horizontal type housing for standard cable or heavy wire cable with provision for preventing misinsertion

Others Wire wrapping Crimping Soldering IDC Press-in SMT Through hole

# Key rivet for preventing misinsertion PCS-E-PK+R

1.27 mm pitch connector

Accessories

Key rivet

RoHS



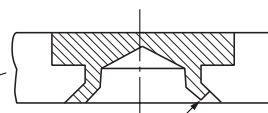
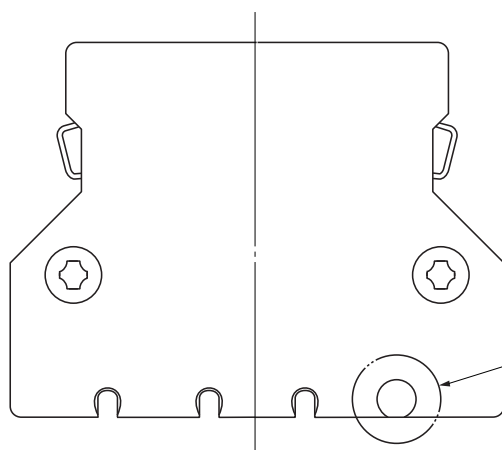
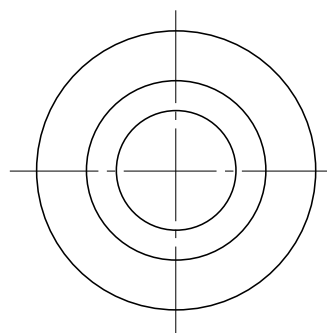
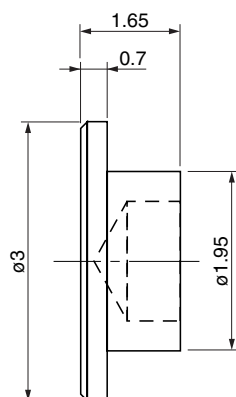
● Configuration of product Part No.

**PCS-E- PK+R**

① ②

① Series name

② Key rivet for preventing misinsertion



Caulk rivet  
(Use specialized tool.)

For use with backshell: PCS-E series vertical type backshell or horizontal type backshell with provision for preventing misinsertion

# Misinsertion prevention guide

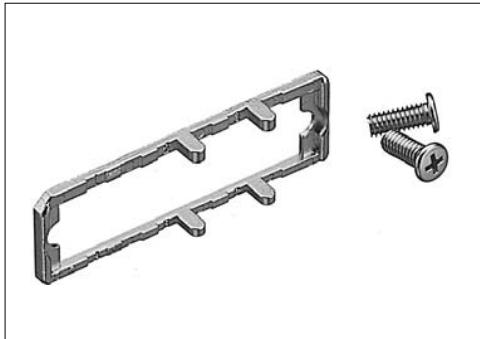
## PCS-E( )PG-( )

RoHS

1.27 mm pitch connector

Accessories

Misinsertion prevention guide

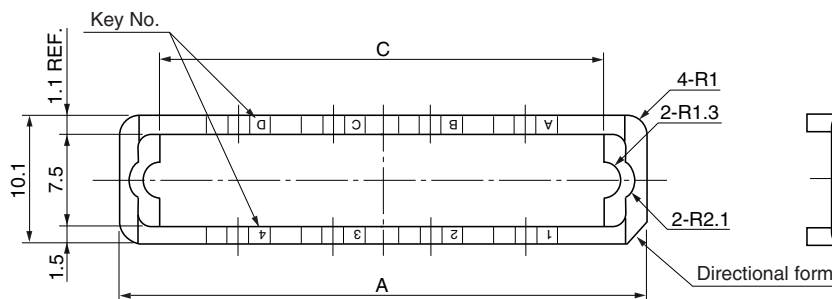


### ● Configuration of product Part No.

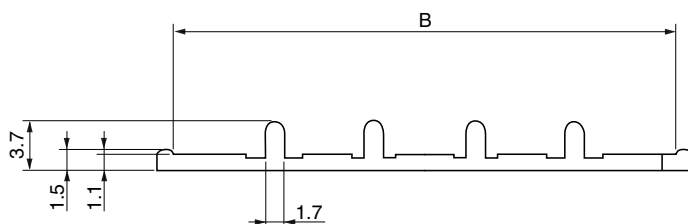
PCS-E ( ) PG- ( )

① ② ③ ④

- ① Series name
- ② No. of contacts: 20, 28, 36, 50, 68 or 80
- ③ Misinsertion prevention guide
- ④ Locations being cut off the key forms for preventing misinsertion

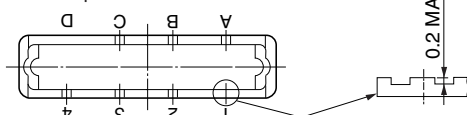


Note 1: When a panel is not used, use the spacer hardware, PCS-E( )M-SP.




Note 2: Designate the location No. in parentheses (④) for "Configuration of product part numbers." (Standard locations being cut off the key forms for preventing misinsertion are shown in the Dimension table.)

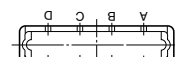
Example: PCS-E36G4-1D



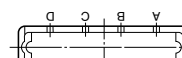
Because some combinations of "Configurations of Product Part No.", are under consideration for development, please contact us for availability details.




For 20-contacts



For 28-contacts



For 36-contacts



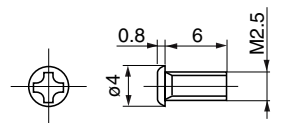
For 50-contacts



For 68-contacts



For 80-contacts



Attached small screw

### ● Dimensions

Part No.	A	B	C	Standard locations being cut off the key forms for preventing misinsertion
PCS-E20PG-( )	32.6	30.3	27.4	1B, 1C, 2A, 3A
PCS-E28PG-( )	37.7	35.3	32.5	1D, 2C, 3B, 4A
PCS-E36PG-( )	42.8	40.5	37.6	1E, 2D, 4B, 5A
PCS-E50PG-( )	51.7	49.2	46.5	
PCS-E68PG-( )	63.1	60.6	57.9	
PCS-E80PG-( )	70.7	68.2	65.5	

For use with connector: PCS-E series right-angle through hole type male connector for PCB

PCR-E series right-angle through hole type male connector for PCB

Mating backshell: PCS-E series of backshell with provision for preventing misinsertion

Others Wire wrapping Crimping Soldering IDC Press-in SMT Through hole

# Misinsertion prevention guide

## PCS-E96PG-( )

1.27 mm pitch connector

Accessories

Misinsertion prevention guide

RoHS

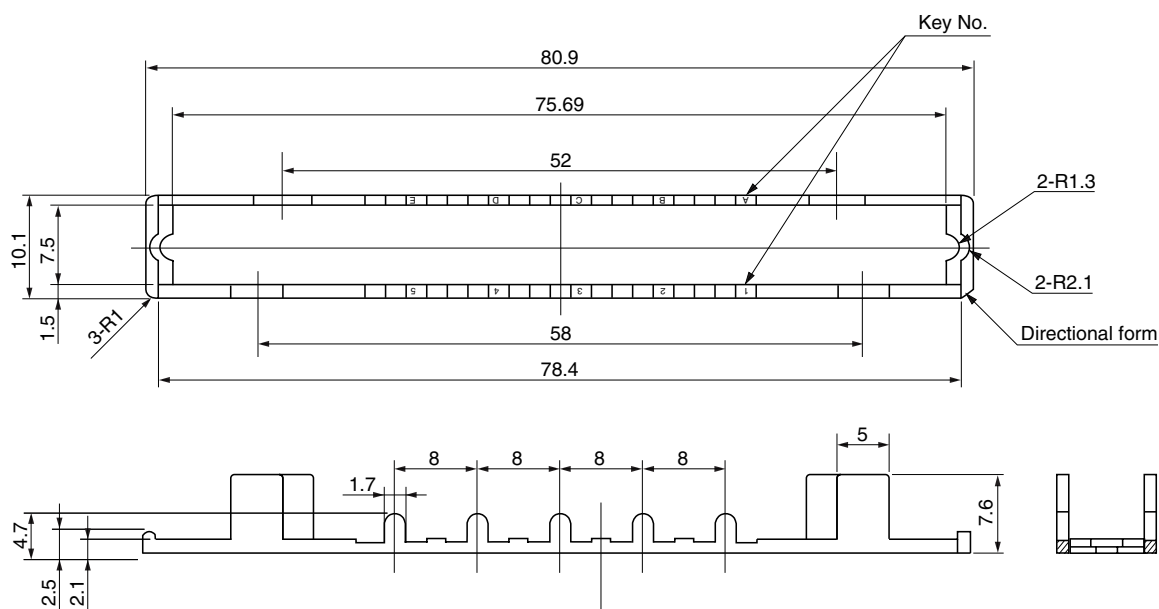


### ● Configuration of product Part No.

**PCS-E 96 PG- ( )**

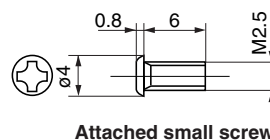
① ② ③ ④

- ① Series name
- ② No. of contacts: 96
- ③ Misinsertion prevention guide
- ④ Locations being cut off the key forms for preventing misinsertion



**Note1:** Designate one of location numbers below in parentheses (④) for "Configuration of product part numbers."  
(Standard locations being cut off the key forms for preventing misinsertion are shown below.)

Location No.: 1E, 2D, 4B or 5A  
Example: PCS-E96PG-1E



Because some combinations of "Configurations of Product Part No.", are under consideration for development, please contact us for availability details.

**For use with backshell:** PCS-E series backshell with provision for preventing misinsertion. PCS-E96LKP( )-( )

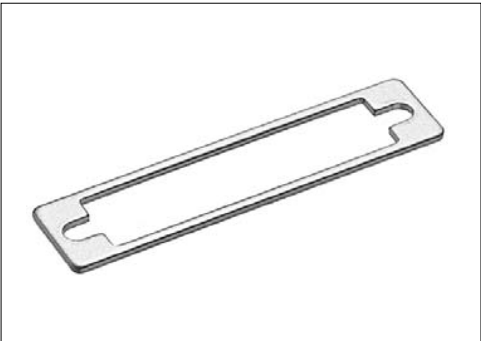
Spacer hardware for male connector  
PCS-E( )M-SP

RoHS

1.27 mm pitch connector

Accessories

Spacer hardware



● Configuration of product Part No.

PCS-E ( ) M-SP

①      ②      ③

- ① Series name
- ② No. of contacts: 20, 28, 36, 50, 68 or 96
- ③ Spacer hardware for male connectors

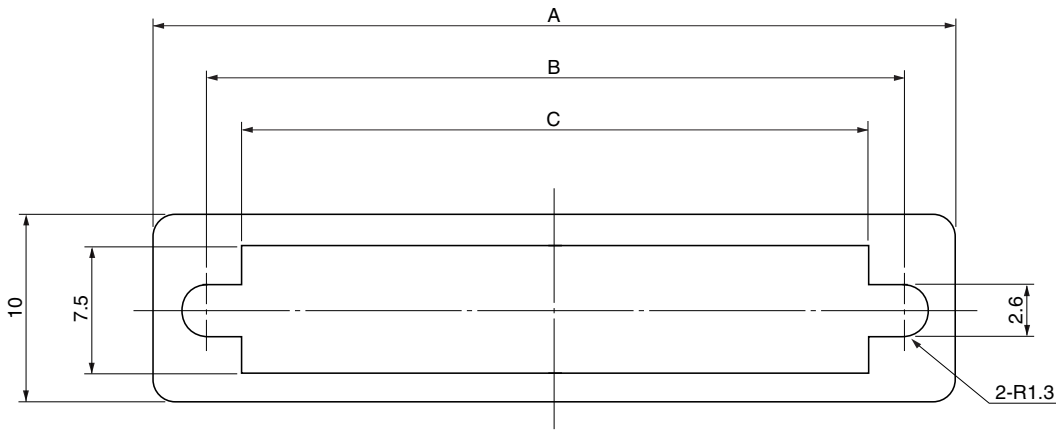


Plate thickness: 1.0 mm.

Use this spacer hardware for male connectors, when a panel is not used.

● Dimensions

Part No.	A	B	C
PCS-E20M-SP	32.8	27.4	22.8
PCS-E28M-SP	37.9	32.5	27.9
PCS-E36M-SP	43.0	37.6	33.0
PCS-E50M-SP	51.9	46.5	41.9
PCS-E68M-SP	63.3	57.9	53.3
PCS-E96M-SP	81.1	75.69	71.1

For use with connector: PCS-E series right-angle through hole type male connector for PCB

PCR-E series right-angle through hole type male connector for PCB

Others

Wire  
wrapping

Crimping

Soldering

IDC

Press-in

SMT

Through  
hole

# Screw lock PCS-XE50SJ( )U2

1.27 mm pitch connector

Accessories

Screw locks

SCSI-III

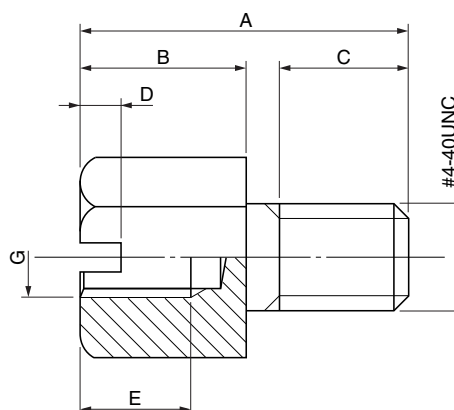
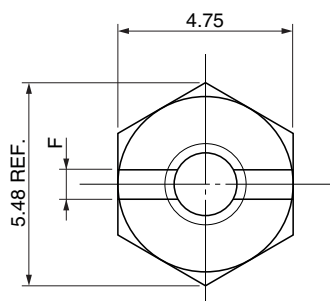
RoHS

## ● Configuration of product Part No.

### PCS-XE 50 SJ( ) U2

① ② ③

- ① Series name
- ② Kinds of screw locks
  - SJ1: The type not mounted on panel (Male screw size, #4-40UNC)
  - SJ5: The type mounted on 1.6 mm panel (Male screw size, #4-40UNC)
  - SJ6: The type mounted on 1.0 mm panel (Male screw size, #4-40UNC)
- ③ Female screw size
  - U2: #2-56UNC



Note 1: SJ1 and SJ5 types are not slotted.

## ● Dimensions

Part No.	A	B	C	D	E	F	G
PCS-XE50SJ1U2	8.9	5.5	2.7	-	3	-	#2-56UNC
PCS-XE50SJ5U2		3.9	4.1		2.9		
PCS-XE50SJ6U2		4.5	3.5		3	0.8	

For use with backshell: PCS-E series Backshells with provision for preventing misinsertion