THIS DRAWING IS UNPUBLISHED. RELEASED FOR PUBLICATION AUG ,2005.
© COPYRIGHT 2005 BY TYCO ELECTRONICS CORPORATION. ALL RIGHTS RESERVED.

LOC	DIST
E	B

REVISIONS

P	LTR	DESCRIPTION	DATE	DWN	APVD
	B	ECR–07–012337	22/05/07	AM	FWK

NOTES:

1. ELECTRICAL DATA: CONTACT RESISTANCE: 10 mOhm MAX
   INSULATION RESISTANCE: 100 MOhm MIN at 500VDC
   CURRENT RATING: 5 AMPS
   BREAKDOWN VOLTAGE: 500 VAC MIN PER MINUTE
2. ENVIRONMENTAL: OPERATING TEMPERATURE: –25°C TO +90°C
   SEALING REQUIREMENTS: IP67
3. PROD SPEC: 108–3641
4. PACKAGING: 107–3334
5. FOR TECHNICAL DATA REFER TO YOUR LOCAL TYCO ELECTRONICS SALES OFFICE
6. ALL DIMENSIONS ARE NOMINAL FOR REFERENCE ONLY UNLESS OTHERWISE STATED

ITEM	DESCRIPTION	MATERIAL	FINISH/COLOUR	QTY
1	SCREW NUT	ZINC DIE CAST	2.5µm NICKEL PLATED	1
2	CONNECTOR BODY	POLYURETHANE		1
3	SOCKET CONTACT	BRASS	0.15µm GOLD PLATED OVER NICKEL	4
4	4 CORE CABLE (CORES 0.34 mm²)	PU JACKET	BLACK	1
5	'O' RING	VITON	GREEN	1

PIN ASSIGNMENTS
FRONT VIEW



PIN	WIRE COLOUR
4	BLACK
3	BLUE
2	WHITE
1	BROWN

LED WIRING

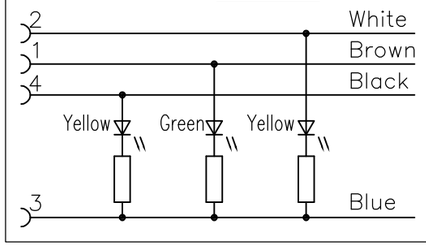

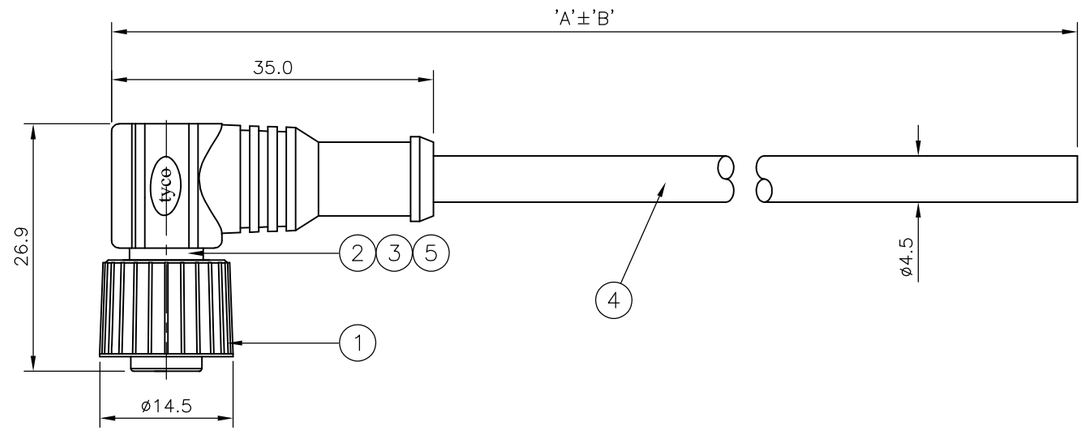

DIM A	TOL 'B'	DESCRIPTION	PART NUMBER
10000	500 mm	M12 RIGHT ANGLED FEMALE CONNECTOR 10.0m CABLE	1838267–5
7000	350 mm	M12 RIGHT ANGLED FEMALE CONNECTOR 7.0m CABLE	1838267–4
5000	250 mm	M12 RIGHT ANGLED FEMALE CONNECTOR 5.0m CABLE	1838267–3
3000	150 mm	M12 RIGHT ANGLED FEMALE CONNECTOR 3.0m CABLE	1838267–2
2000	100 mm	M12 RIGHT ANGLED FEMALE CONNECTOR 2.0m CABLE	1838267–1

THIS DRAWING IS A CONTROLLED DOCUMENT.

DIMENSIONS: mm

TOLERANCES UNLESS OTHERWISE SPECIFIED:
0 PLC ± –
1 PLC ±
2 PLC ± –
3 PLC ± –
4 PLC ± –
ANGLES ± –

MATERIAL –
FINISH –

DWN 22AUG05 H M RAGHAVENDRA
CHK 07AUG06 F.WHEELER–KING
APVD 07AUG06 F.WHEELER–KING
PRODUCT SPEC –
APPLICATION SPEC –
WEIGHT –

tyco Electronics
Tyco Electronics Corporation
Bideford, UK, EX39 4HE

NAME
M12 RIGHT ANGLED LED VERSION
FEMALE CONNECTOR
4 POSITION, PU CABLE

SIZE	CAGE CODE	DRAWING NO	RESTRICTED TO
A3	00779	C–1838267	–

CUSTOMER DRAWING
SCALE NTS
SHEET 1 OF 1
REV B