THIS DRAWING IS UNPUBLISHED. RELEASED FOR PUBLICATION AUG ,1989.
© COPYRIGHT 1989 By – ALL RIGHTS RESERVED.

LOC	DIST
ES	00

REVISIONS 変更

P	LTR	DESCRIPTION	DATE	DWN	APVD
	A	REVISED ECR-12-013273	25MAR13	K.M	E.T

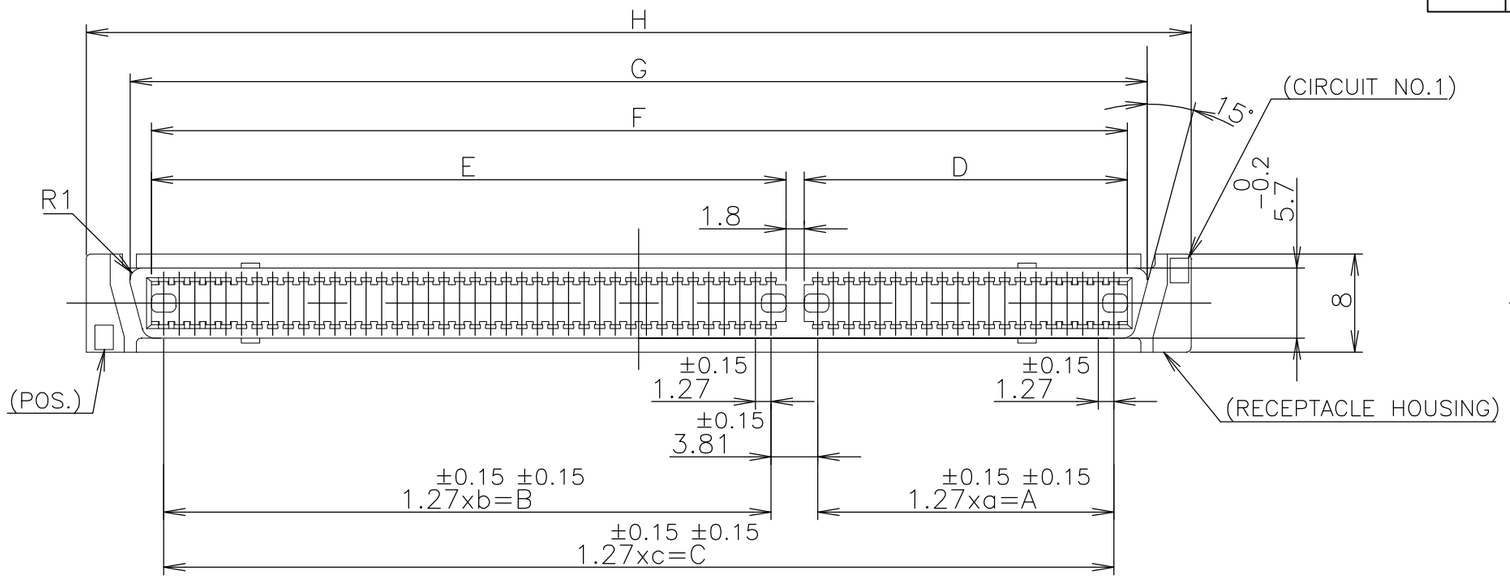

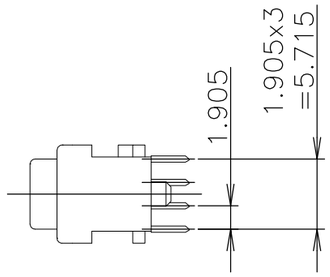

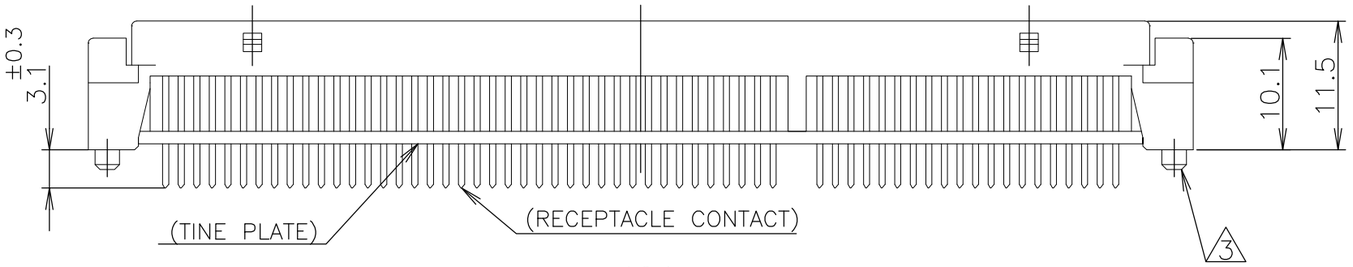

1. MATERIAL: HOUSING: GLASS FILLED 66NYLON (UL94V-0) BLACK
   CONTACT: PHOSPHOR-BRONZE
2. FINISH: CONTACT: 0.0003 MIN. Au AT CONTACT AREA,
   0.001 MIN. TIN AT TINE, OVER Ni
3. BOSS FOR POSITIONING: P/N −1, −2, −3, −4
4. OBSOLETE

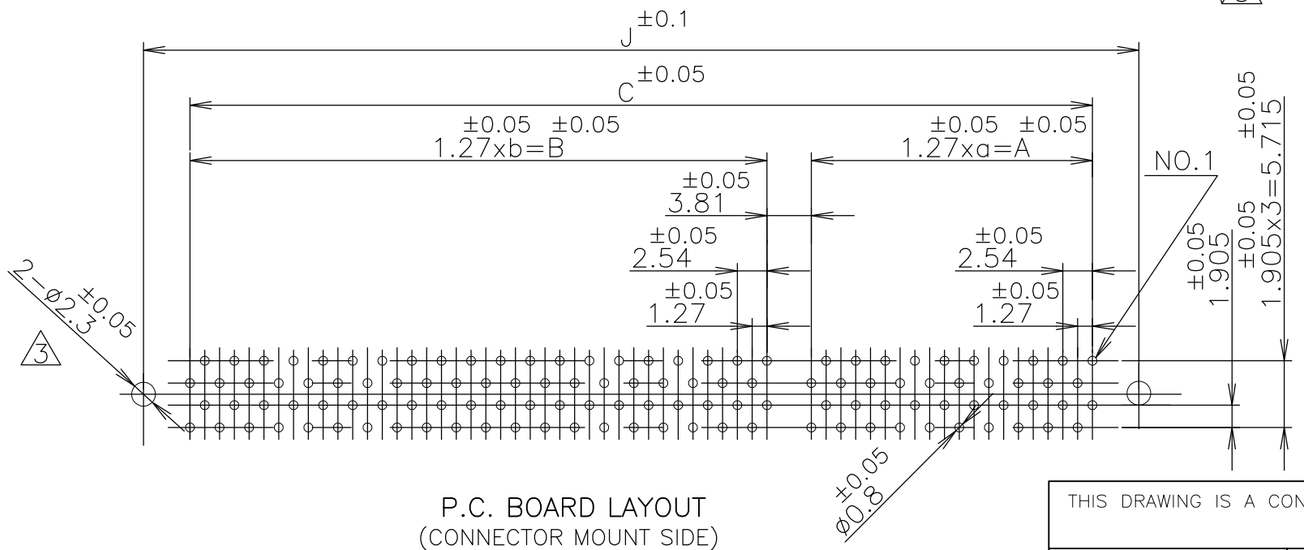

P.C. BOARD LAYOUT
(CONNECTOR MOUNT SIDE)

POS.	a	A	b	B	c	C	D	E	F	G	H	J	P/N
~~180~~	~~39~~	~~49.53~~	~~49~~	~~62.23~~	~~—/—~~	~~115.57~~	~~51.53~~	~~64.23~~	~~117.57~~	~~120.66~~	~~128.19~~	~~125.54~~	~~Ⓐ 4~~ ~~−8~~
160	29	36.83	49	62.23	—/—	102.87	38.83	64.23	104.87	107.96	115.49	112.84	−7
140	29	36.83	39	49.53	—/—	90.17	38.83	51.53	92.17	95.26	102.79	100.14	−6
120	19	24.13	39	49.53	—/—	77.47	26.13	51.53	79.47	82.56	90.09	87.44	−5
100	—/—	—/—	—/—	—/—	49	62.23	—/—	—/—	64.23	67.32	74.85	72.2	−4
80	—/—	—/—	—/—	—/—	39	49.53	—/—	—/—	51.53	54.62	62.15	59.5	−3
60	—/—	—/—	—/—	—/—	29	36.83	—/—	—/—	38.83	41.92	49.45	46.8	−2
40	—/—	—/—	—/—	—/—	19	24.13	—/—	—/—	26.13	29.22	36.75	34.1	5176374−1

LEAD FREE

GENERAL TOLERANCE
10 ≧ : ±0.2
30≧ > 10: ±0.25
100 ≧ > 30: ±0.3
ANGLES:±3°

THIS DRAWING IS A CONTROLLED DOCUMENT.

DIMENSIONS: 単位： 粍 mm

TOLERANCES UNLESS OTHERWISE SPECIFIED: 一般公差
0 PLC ± –
1 PLC ± –
2 PLC ± –
3 PLC ± –
4 PLC ± –
ANGLES ± –

MATERIAL 材料 1
FINISH 仕上 2

DWN	S.ISHIKAWA	31AUG04
CHK	STEVEN YAO	31AUG04
APVD	I.ENOMOTO	31AUG04
PRODUCT SPEC 製品規格		
APPLICATION SPEC 取付適用規格		
WEIGHT		

TE Connectivity

NAME 名称
–
AMP FH CONNECTOR RECEPTACLE (VERTICAL)
–

SIZE	CAGE CODE	DRAWING NO 番号	RESTRICTED TO
A3	00779	C-5176374	–

CUSTOMER DRAWING | SCALE 尺度 2:1 | SHEET 1 OF 1 | REV A