




Solving your relay requirements since 1922

## H DFA Series Adjustable Recycling Time Delay Relays (Flashers)



- ... 10 Ampere SPDT (1 form C) Switching
- ... CMOS digital timing circuitry
- ... OFF and ON-Time user adjustable
- ... Timing from milliseconds to hours
- ... UL File # Pending
- ... CSA File #Pending

### Description:

The Amperite HDFA Series low cost adjustable recycling timers may be used to alternately switch one or two load circuits with both OFF-Time and ON-Time adjustable by means of two built-in potentiometers. A SPDT 10 ampere contact set alternates continuously as long as power is applied to the relay. Typical applications include OFF/ON cycling for equipment burn-in test, lighting controls, and automatic cycling of electrically operated devices.

### Contact Information:

1 form C (SPDT) contact set. 1/2 HP @ 240 VAC, 1/3 HP @ 125 VAC. 10 amperes maximum @ 30 VDC or 250 VAC. Minimum switching load current 10 ma @ 5 VDC.

### Timing Specifications:

OFF/ON recycling (flasher) timer. Standard timing ranges are shown below. Custom and fixed timing are available; consult factory.

Timing ranges:

A: .25 to 10 seconds

G: 1 to 4 hours

B: .25 to 25 seconds

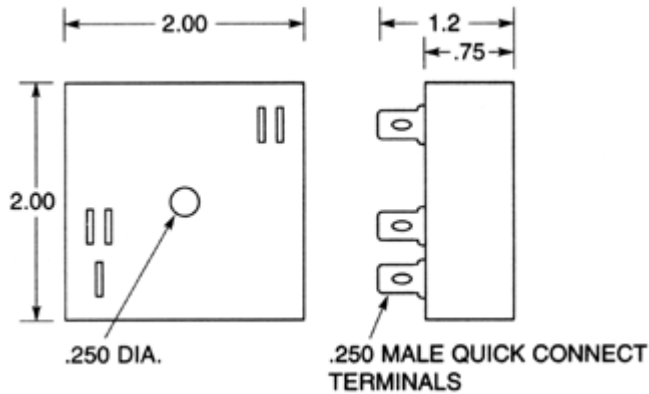
H: 14.4 minutes to 24 hours



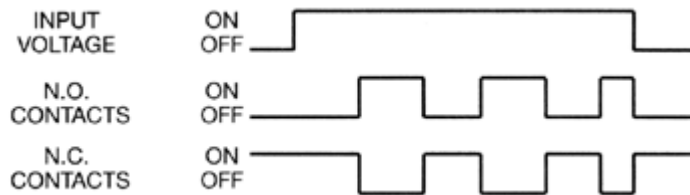
Solving your relay requirements since 1922

C: .6 to 60 seconds	I: .6 to 60 minutes
D: 1.2 to 120 seconds	J: .1 to 10 minutes
E: 1.8 to 180 seconds	K: 10 minutes to 24 hours
F: 1 to 100 minutes	M: 1 to 10 hours

#### Outline Dimensions:



#### Timing Diagram:



#### Input Information:

VOLTAGE: AC units- 12V, 24V and 120V AC.  
DC units- 12V, 24V, 48V and 110V DC.  
**Custom voltages are available.**

POWER REQUIREMENT: AC units: 3 VA or less;  
DC units: 3 watts or less.  
Polarity Protection on DC units - Yes.

#### Input Voltages & Limits:

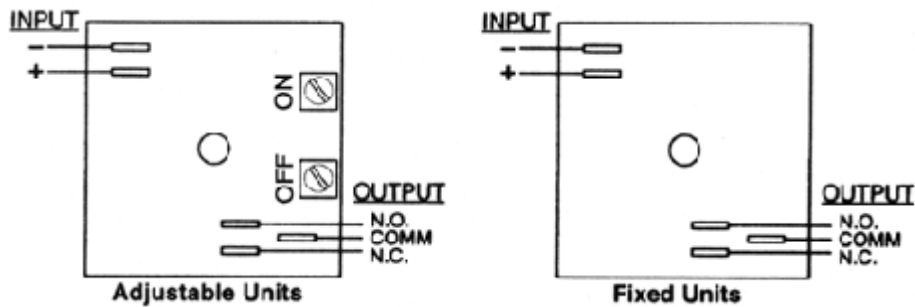
Nominal	Minimum	Maximum		Nominal	Minimum	Maximum
---------	---------	---------	--	---------	---------	---------



Solving your relay requirements since 1922

12V AC	10V	14V		12V DC	11V	14V
24V AC	20V	28V		24V DC	20V	32V
120V AC	105V	130V		48V DC	41V	55V
				110V DC	95V	125V

### Wiring Diagram:



### Mechanical Information:

Enclosure 2 X 2 X 3/4 inch black plastic, epoxy sealed. Center hole mounting. 1/4 inch quick connect male terminals.



### Ordering Information:

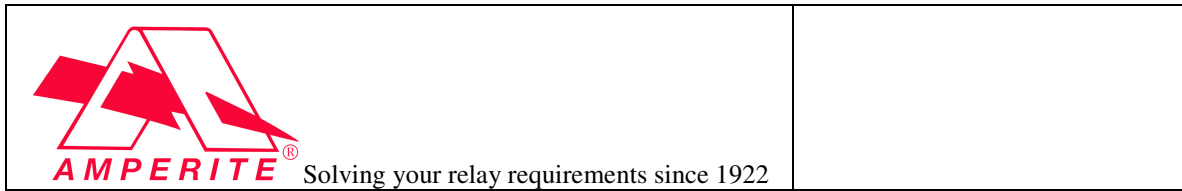
Definition of a part number for the Amperite HDFA Series Recycling Relay:

Example:

120   A   A / A   R   HDFA  
 ↑   ↑   ↑   ↑   ↑   ↑  
 A   B   C   D   E   F

**A:** Denotes nominal input voltage. Voltages available: 12V, 24V & 120V AC; 12V, 24V, 48V & 110V DC. **Custom voltages are available.**

**B:** Denotes type of control input power required for operation: A = AC - Alternating Current; D = DC - Direct Current.



**C:** Denotes first timing period which is an "OFF" time delay. See chart above. If fixed time is required, specify time followed by S=seconds; M=minutes; or H=hours.

**D:** Denotes second timing period; see chart above. For fixed timing, specify time followed by S=seconds; M=minutes; H=hours.

**E:** Add "R" only if the "ON" time delay period is to occur first. When using "R" option, enter timing range for ON-Time in "C" & OFF-Time in "D".

**F:** Denotes Amperite HDFA Series 10 ampere SDT recycling timer.

