

PRODUCT NUMBER

57102-XXX-XXXXLXLF

PLATING  
 S = 0.38µm GOLD/GXT ON CONTACT AREA  
 2µm MIN MATTE TIN ON TAIL  
 G = 0.76µm GOLD/GXT ON CONTACT AREA  
 2µm MIN MATTE TIN ON TAIL  
 F = GOLD FLASH ON CONTACT AREA  
 2µm MIN MATTE TIN ON TAIL

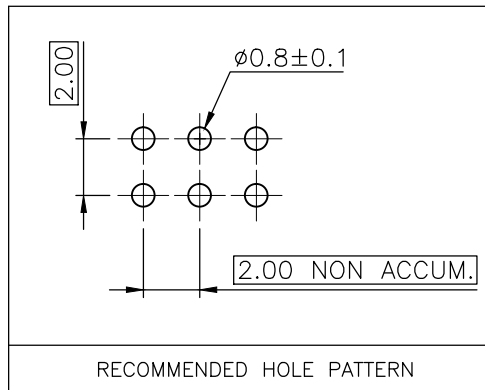
RoHS COMPATIBLE SEE NOTE 7  
 POLARIZATION, SEE NOTE 6  
 PACKAGING, SEE NOTE 5  
 NB OF POSITIONS PER ROW: 02 TO 25 POS

PIN STYLE	POST LENGTH	TAIL LENGTH	OAL
02	2.00	2.50	6.00
04	2.00	3.00	6.50
06	4.00	2.50	8.00
08	4.00	3.00	8.50
10	6.00	3.00	10.50
12	5.71	4.37	11.58

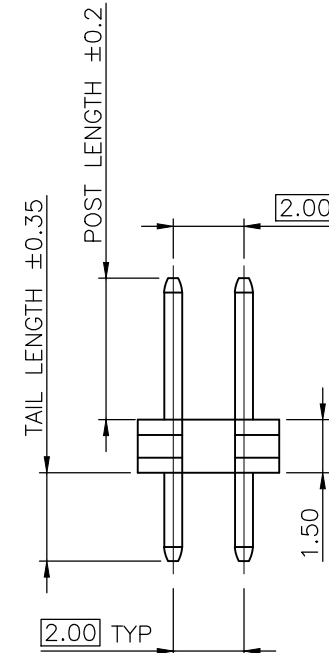
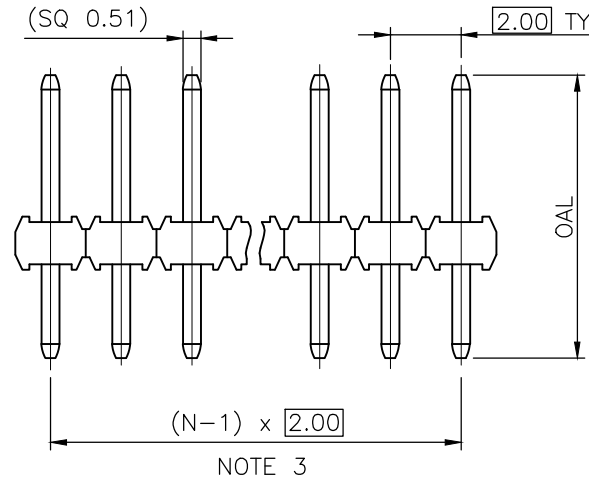
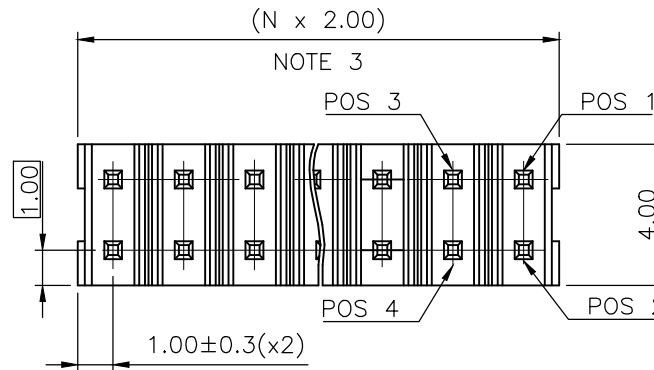
1.27µm MIN NICKEL UNDERPLATING

NOTES:

- MATERIAL HOUSING: HIGH TEMP. THERMOPLASTIC  
UL 94V-0, COLOR BLACK
- MATERIAL TERMINAL: COPPER ALLOY
- TO DETERMINE DIMENSIONS:  
N = NUMBER OF POSITIONS PER ROW
- 7N MIN. PIN RETENTION IN EITHER DIRECTION.
- PACKAGING:  
 = STANDARD PACKAGING IN POLYBAGS  
 - = PACKAGING POLYBAGS WHEN POLARIZATION FEATURE APPLICABLE  
 U = TUBE AVAILABLE FROM 03 TO 25 POS PER ROW
- FOR POLARIZATION, SPECIFIED PIN  
 EXAMPLE : 03 = OMIT PIN POSITION 3, SEE TOP VIEW  
 OMIT FROM PRODUCT NUMBER IF THIS FEATURE IS NOT APPLICABLE
- RoHS COMPATIBLE PRODUCT SPECIFICATIONS
  - PLATING:  
 - "LF" MEANS THE PRODUCT IS LEAD-FREE,  
 2µm MINIMUM MATTE TIN OVER 1.27µm  
 MINIMUM NICKEL UNDERPLATE.
  - MANUFACTURING PROCESS COMPATIBILITY  
 - THE HOUSING WILL WITHSTAND EXPOSURE TO  
 260°C ±5°C SOLDER BATH TEMPERATURE FOR  
 5 SECONDS IN A WAVE SOLDER APPLICATION  
 WITH A 1.6mm MIN THICK CIRCUIT BOARD.  
 - COMPATIBLE TO REFLOW PROCESS 260°C MAX  
 FOR 30 SECONDES
  - LABELLING:  
 - MEETS PACKAGING SPECS AS PER GS-14-920
  - LEGAL STATEMENT : SEE GS-47-0004



TOP VIEW



mat'l. code		surface ISO 1302		tolerance ISO 406 ISO 101		projection mm		product family MINITEK	
ltr	ecn no	dr	date	tolerances unless otherwise specified		mm		title	
L	F12-0062	LMU	12.05.25	angles	linear	.X ±0.3	UNSH HEADER		
M	B-19190	LMU	14.10.24			.XX ±0.13	2.00 mm VERTICAL TMT		
N	B-19797	AMA	14.12.16			.XXX ±0.05	scale 1:1		
P	B-19988	LMU	15.01.13	dr	L.MULIN	04.05.06	sheet 1 of 1 size		
J	F08-0145	ELA	17.04.08	chr	engr J.COMPAGNON	04.11.25	57102		A3
K	F11-0026	JCO	11.05.12	appd	JM.C	04.11.25	type		CUSTOMER Drawing
sheet index	revision sheet								