

SUMMARY

Wires

| | |
|---------|---|
| Low | 7 |
| High | 0 |
| Coax | 0 |
| Triax | 0 |
| Quad | 0 |
| Fiber | 0 |
| Fluidic | 0 |

| | |
|------------------|----------------|
| Series | 1M |
| Termination type | Female crimp |
| IP rating | 68 |
| Cable Ø | 4.85 - 9.70 mm |
| Matching parts | EGS.1M.307.XLC |
| Status | active |
| Alternative part | |



Image is for illustrative purpose only

Download

[Request a quote](#)

[Catalog](#)

TECHNICAL DETAILS

Mechanics

| | |
|-------------------|---|
| Shell Style/Model | FG*: Straight plug with arctic grip and mold stop |
| Keying | 3 keys (beta=155, gamma=50, plug: female contacts, receptacle: male contacts) |
| Housing Material | Environment friendly aluminium (nickel plated, anthracite color) shell and nut, other pieces bronze/brass |
| Cable Fixing | ∅ 4.85 - 9.7 mm |
| Variant | |

Performance

| | |
|---------------|------------------------|
| Configuration | 1M.307 : 7 Low Voltage |
| Insulator | |
| Rated Current | 7.0 Amps |

Specifications

| |
|---------------------|
| Contact Type: Crimp |
| Max. Matings: 5000 |

LEMO products and services are provided "as is". LEMO makes no warranties or representations with regard to LEMO product & services or use of them, express, implied or statutory, including for accuracy, completeness, or security. The user is fully responsible for his products and applications using LEMO components.

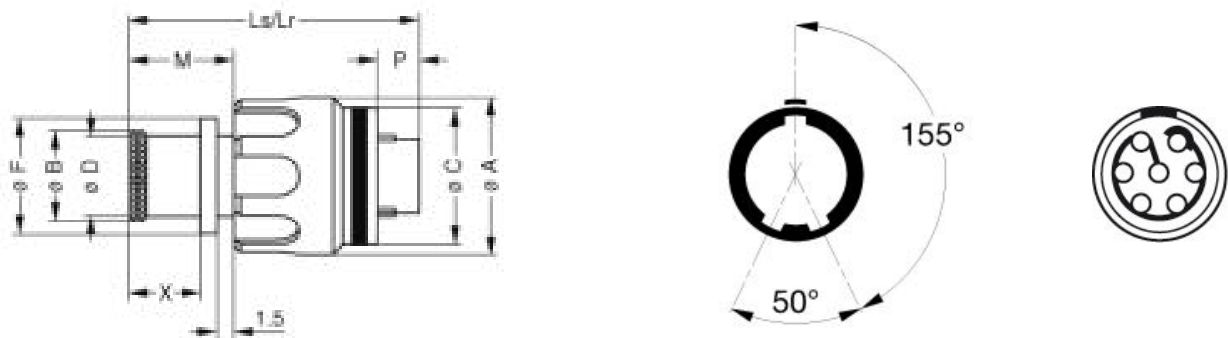
Contact Retention: 22 N
Contact Dia.: 0.7 mm (0.028in)
Bucket Dia.: 0.8 mm (0.031in)
Min. Conductor: 0.14 mm^2 (AWG 26)
Max. Conductor: 0.34 mm^2 (AWG 22)
R (max): 6.1 mOhm
Test voltage (kV rms) Contact-contact: 1.45
Test voltage (kV rms) Contact-shell: 1.2

Others

Humidity (max): <=95% [at 60 deg C /140 F]
Vibration: 15 g [10 Hz - 2000 Hz]
Shock Resistance: 100 g [6 ms]
Operating temperature: -55°C/ +200°C
Climatical Category: 15/200/21 (Al. shell)
Lighting strike EIA 364-75 10K amps - 6 times
EMI Shielding EIA 364-66A - 1Ghz-80 dB,3GHz-70 dB,6GHz- 58dB
IP Rating: 68

DRAWINGS

Draws



Dimensions

| | A | B | C | D | F | Lr | Ls | M | P | X |
|-----|------|------|------|------|------|------|------|------|------|------|
| mm. | 15.9 | 10.5 | 14.2 | 9.7 | 12.4 | 27.1 | 27.1 | 9.7 | 3.9 | 6.7 |
| in. | 0,63 | 0,41 | 0,56 | 0,38 | 0,49 | 1,07 | 1,07 | 0,38 | 0,15 | 0,26 |









RECOMMENDED BY LEMO

LEMO products and services are provided “as is”. LEMO makes no warranties or representations with regard to LEMO product & services or use of them, express, implied or statutory, including for accuracy, completeness, or security. The user is fully responsible for his products and applications using LEMO components.

Tools

Crimp Tool: DPC.91.701.V
Crimp settings: AWG/Selector = 22-24-26/6-5-5
Positionner: DCE.91.070.3MVM
Extractor: DCF.93.070.4LT
Replacement contact: EGN.0M.655.ZZM

Cables

| | | | |
|--------------------|-----|-------|---|
| CMN.07.T22.055PGCE | PVC | GREY |  |
| CMN.07.T22.055PGZE | | Grey |  |
| CMN.07.T22.055PNCE | PVC | Black |  |
| CMN.07.T22.055PNZE | | |  |
| 070 140 | PVC | Grey |  |
| 270 250 | PVC | Grey |  |
| 717 920 | PVC | Grey |  |
| CTR.75.030.121875G | PVC | Grey |  |

LEMO products and services are provided “as is”. LEMO makes no warranties or representations with regard to LEMO product & services or use of them, express, implied or statutory, including for accuracy, completeness, or security. The user is fully responsible for his products and applications using LEMO components.