

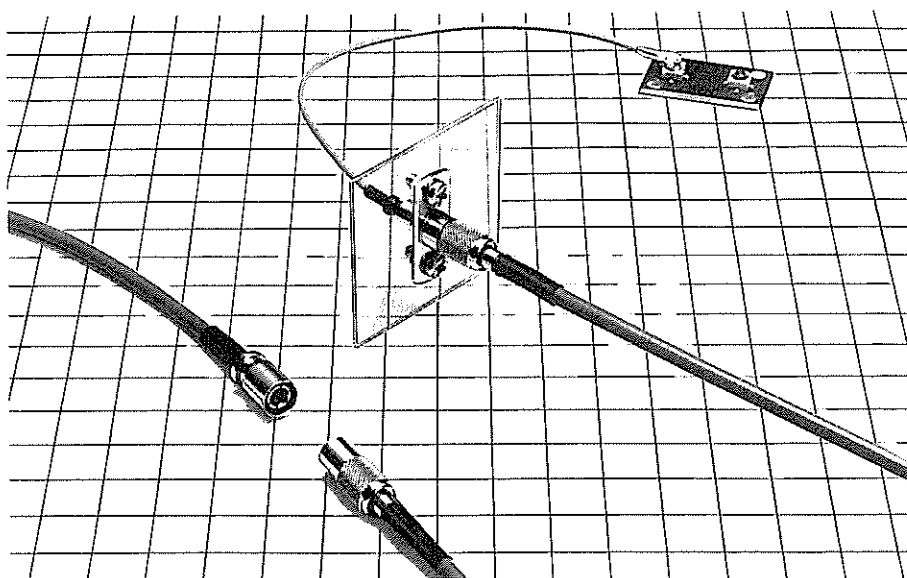
HRS POD1 SERIES

POD1 SERIES PUSH-ON LOCKING MICROMINIATURE COAXIAL CONNECTORS

■ GENERAL

The POD1 series are coaxial connectors with characteristic impedance of 50Ω and very suitable for the external wiring of microwave band and high-speed pulse transmission devices, e.g., mobile communication devices

and measuring instruments. They are widely used for GPS (Global Positioning System). The POD1 series can be completely locked by merely pushing on them.



■ FEATURES

- (1) Highly-operable and completely lockable.
Can be locked securely with a mere push with your fingers while holding it at any part. Once locked, the connectors cannot be disconnected with force carelessly applied to the cable. Can be unlocked easily by pulling by the outer shell.
- (2) Good impedance matching
Realizes V.S.W.R. of 1.3 or less at D.C., A.C.1 to 2.5GHz.
- (3) Microminiature
Half of the dia. of the BNC series and TNC series that have been most popular as completely lockable connectors.

■ MATERIAL / FINISH

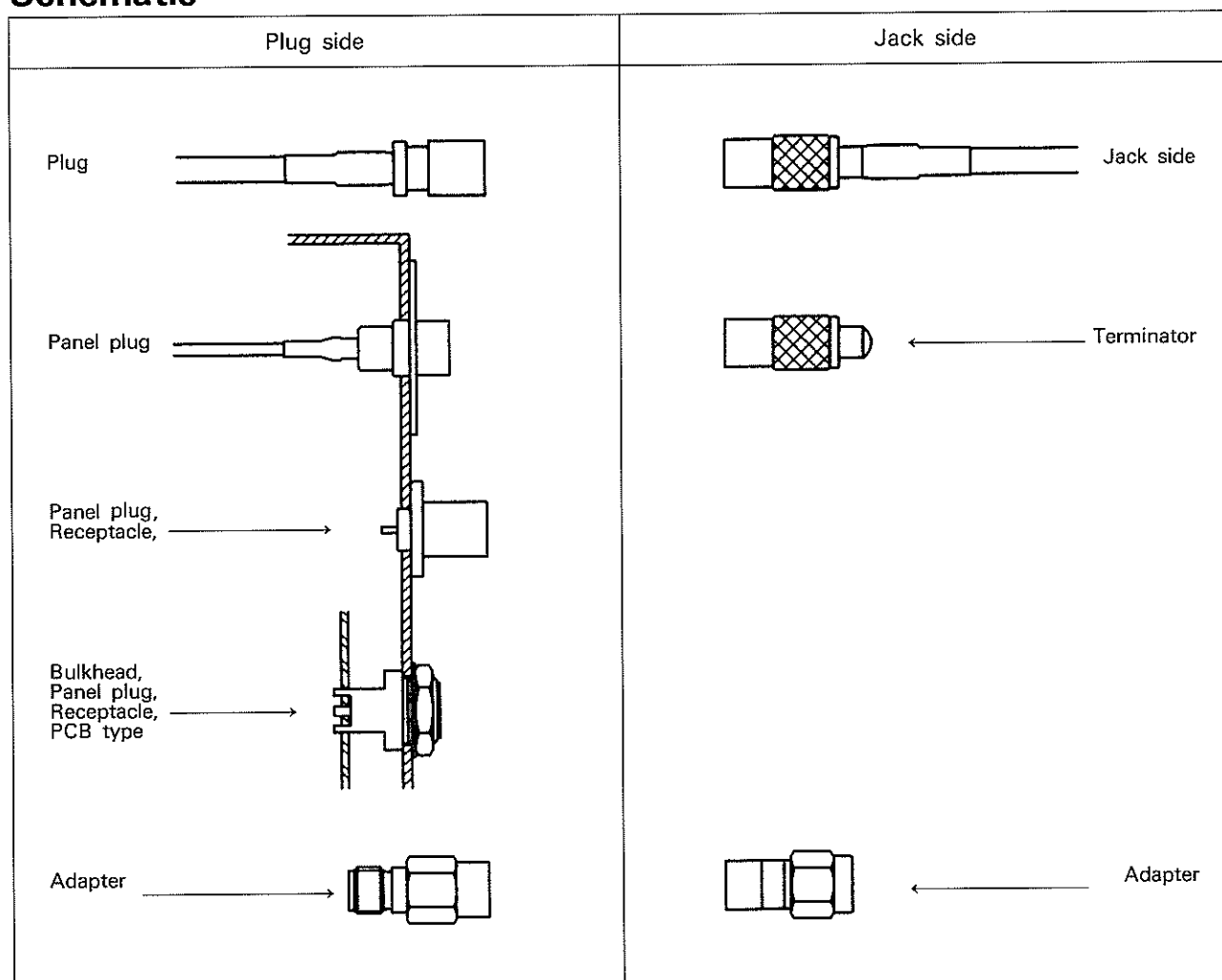
Part	Material	Finish
Shell	Brass	Nickel-plated
Spring ring	Beryllium copper	Nickel-plated
Spring coil	Steel	Galvanized
Insulation	Tetrafluoride resin	
Male terminal	Brass	Gold-plated
Female terminal	Beryllium copper	Gold-plated
Crimp sleeve	Steel	Nickel-plated
Heat shrinkable tube	Polyolefin	

■ SPECIFICATIONS

Item	Standard
Contact resistance	5m Ω or less (both center and outer) at 1 ADC
Insulation resistance	1,000M Ω or higher at 500 VDC (500M Ω or higher at 250 VDC)
Withstand voltage	500VDC (r.m.s.) for 1 min. (300VAC for 1 min.)
Characteristic impedance	50 Ω
V.S.W.R	1.3 or less at DC-3GHz (excluding terminator)

() : POD1-PP-0456A-C

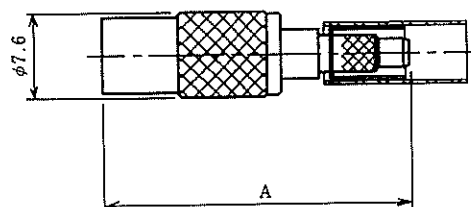
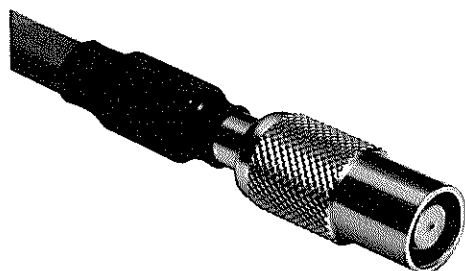
Schematic




PRODUCT INFORMATION

▲ Jack

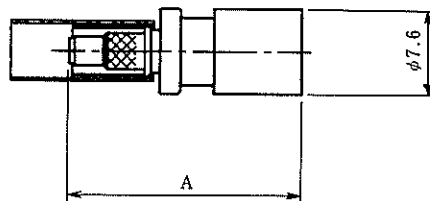
HRS No.	Part No.	Applicable cable	Connecting tool	Dimension "A"
CL327-0127-5-40	POD1-J-1.5V-C(40)	1.5D-2V	HT303/UM,MSS-T-1(1.5mm hole)	27.1mm
CL327-0125-0-40	POD1-J-1.5W-C(40)	1.5D-2W	HT303/PO-P-2-T	27.1mm
CL327-0128-8-40	POD1-J-2.5V-C(40)	2.5D-2V	HT303/PO73-T-4	29.3mm



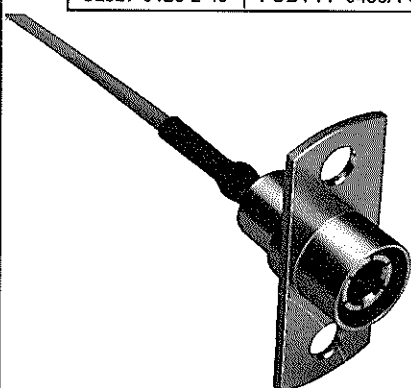
▲ Plug



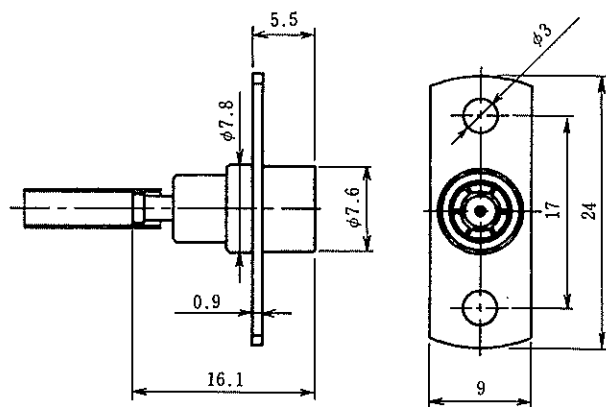
HRS No.	Part No.	Applicable cable	Connecting tool	A Dimension
CL327-0117-1-40	POD1-P-0486(40)	1.5D-2V	HT303/UM.MSS-T-1($\phi 1.5$)	20.6mm
CL327-0118-4-40	POD1-P-1.5W(40)	1.5D-2W	HT303/PO-P-2-T	20.6mm
CL327-0119-7-40	POD1-P-2.5V(40)	2.5D-2V	HT303/PO73-T-4	22.3mm



▲ Panel plug

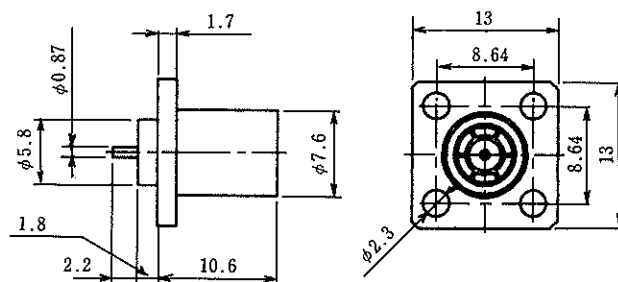



HRS No.	Part No.	Applicable cable	Connecting tool
CL327-0126-2-40	POD1-PP-0456A-C(40)	CO-6F.FH-SB	POD1PP-T-1, POD1PP-T-2

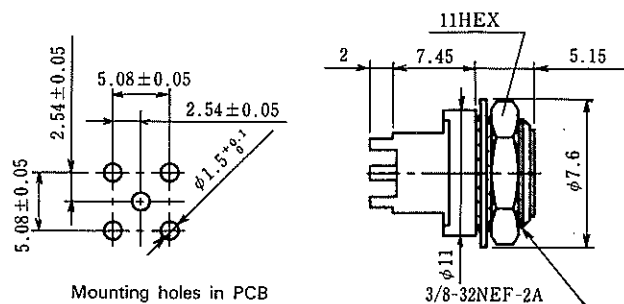
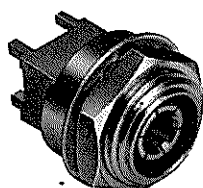


* Can be harnessed with our H.FL-LP-DFS111 and S.FL2-LP-A12B0456-A (low-profile micro-miniature coaxial connectors)

HRS No.	Part No.
CL327-0123-4	POD1-PR4



HRS No.	Part No.
CL327-0122-1	POD1-BPR-PC-4

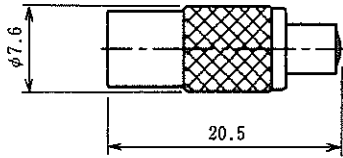
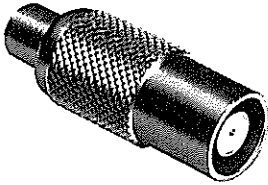


Mounting holes in PCB

For PCB

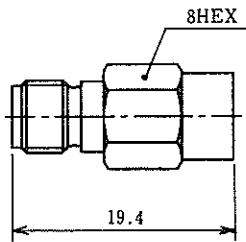
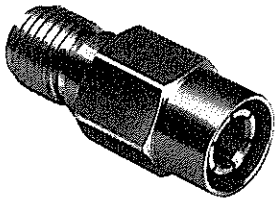
▲ Termination

HRS No.	Part No.	V.S.W.R	Power
CL327-0121-9-40	POD1-TMJ-50-025(40)	DC-1.6GHz 1.2	1/4W



▲ Adapter

HRS No.	Part No.
CL311-0254-7-40	HRMJ-POD1P-1(40)



HRS No.	Part No.
CL311-0253-4-40	HRMP-POD1J(40)

