



SMT Power Inductors

Series/Type: B82464Z4

The following products presented in this data sheet are being withdrawn.

Ordering Code	Substitute Product	Date of Withdrawal	Deadline Last Orders	Last Shipments
B82464Z4821M000	B82464G*, B82464P*	2010-07-23	2010-10-31	2011-01-31
B82464Z4684M000	B82464G*, B82464P*	2010-07-23	2010-10-31	2011-01-31
B82464Z4683M000	B82464G*, B82464P*	2010-07-23	2010-10-31	2011-01-31



Ordering Code	Substitute Product	Date of Withdrawal	Deadline Last Orders	Last Shipments
B82464Z4682M000	B82464G*, B82464P*	2010-07-23	2010-10-31	2011-01-31
B82464Z4474M000	B82464G*, B82464P*	2010-07-23	2010-10-31	2011-01-31
B82464Z4473M000	B82464G*, B82464P*	2010-07-23	2010-10-31	2011-01-31
B82464Z4472M000	B82464G*, B82464P*	2010-07-23	2010-10-31	2011-01-31
B82464Z4334M000	B82464G*, B82464P*	2010-07-23	2010-10-31	2011-01-31
B82464Z4333M000	B82464G*, B82464P*	2010-07-23	2010-10-31	2011-01-31
B82464Z4332M000	B82464G*, B82464P*	2010-07-23	2010-10-31	2011-01-31
B82464Z4224M000	B82464G*, B82464P*	2010-07-23	2010-10-31	2011-01-31
B82464Z4223M000	B82464G*, B82464P*	2010-07-23	2010-10-31	2011-01-31
B82464Z4222M000	B82464G*, B82464P*	2010-07-23	2010-10-31	2011-01-31
B82464Z4154M000	B82464G*, B82464P*	2010-07-23	2010-10-31	2011-01-31
B82464Z4153M000	B82464G*, B82464P*	2010-07-23	2010-10-31	2011-01-31
B82464Z4152M000	B82464G*, B82464P*	2010-07-23	2010-10-31	2011-01-31
B82464Z4105M000	B82464G*, B82464P*	2010-07-23	2010-10-31	2011-01-31
B82464Z4104M000	B82464G*, B82464P*	2010-07-23	2010-10-31	2011-01-31
B82464Z4103M000	B82464G*, B82464P*	2010-07-23	2010-10-31	2011-01-31
B82464Z4102M000	B82464G*, B82464P*	2010-07-23	2010-10-31	2011-01-31

For further information please contact your nearest EPCOS sales office, which will also support you in selecting a suitable substitute. The addresses of our worldwide sales network are presented at www.epcos.com/sales.

SMT power inductors

B82464Z4

Size 10.4 × 10.4 × 4.8 (mm)

SMD

Rated inductance 0.82 µH to 1000 µH

Rated current 0.34 A to 7.6 A

Construction

- Ferrite core
- Magnetically shielded
- Winding: enamel copper wire
- Winding welded to terminals



Features

- Temperature range up to 125 °C
- High rated current
- Low DC resistance
- Suitable for lead-free reflow soldering
- RoHS-compatible

Applications

- Filtering of supply voltages
- Coupling, decoupling
- DC/DC converters
- Telecom, EDP, consumer electronics
- Industrial electronics

Terminals

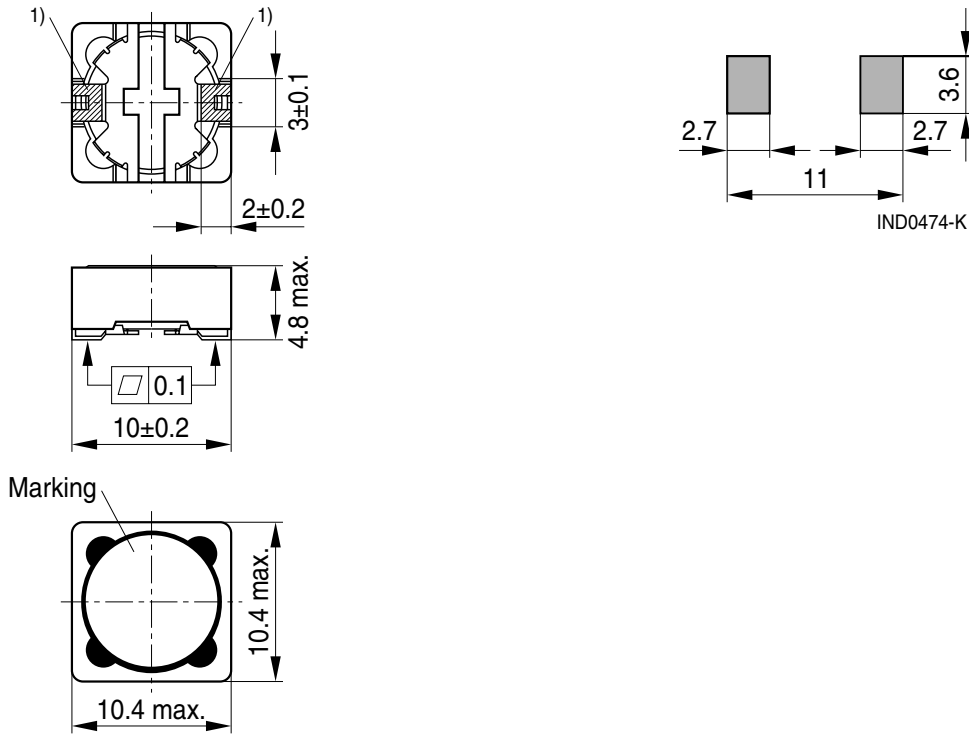
- Base material CuSn6P
- Layer composition Ni, Sn (lead-free)
- Electro-plated

Marking

- Marking on component:
Manufacturer, L value (µH, coded),
manufacturing date (YWWD)
- Minimum data on reel:
Manufacturer, ordering code, L value,
quantity, date of packing

Delivery mode and packing unit

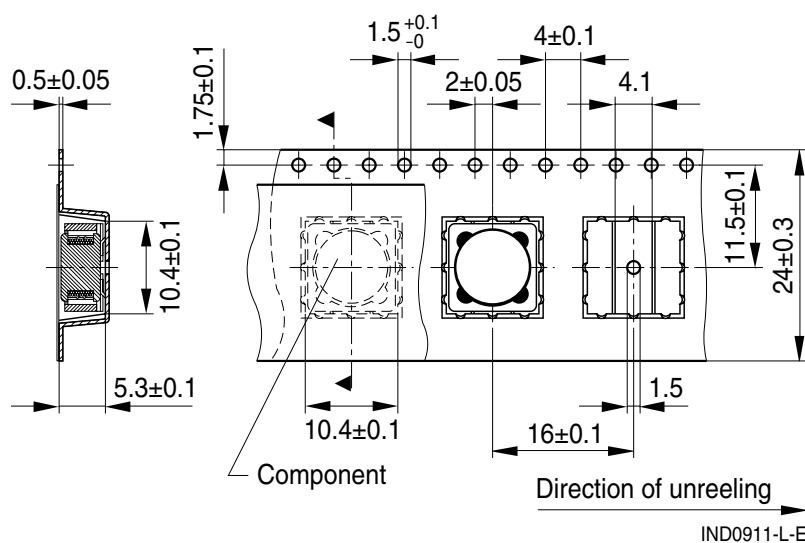
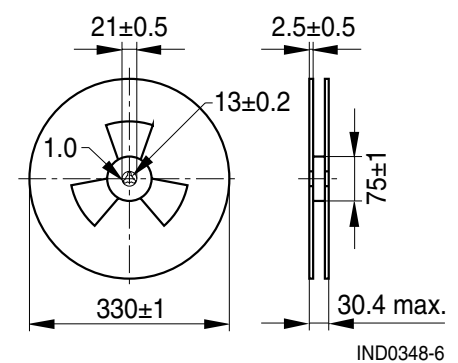
- 24-mm blister tape, wound on 330-mm Ø reel
- Packing unit: 750 pcs./reel

SMD
Dimensional drawing and layout recommendation


1) Soldering area

Dimensions in mm

IND0603-T-E

Taping and packing
Blister tape

Reel


Dimensions in mm

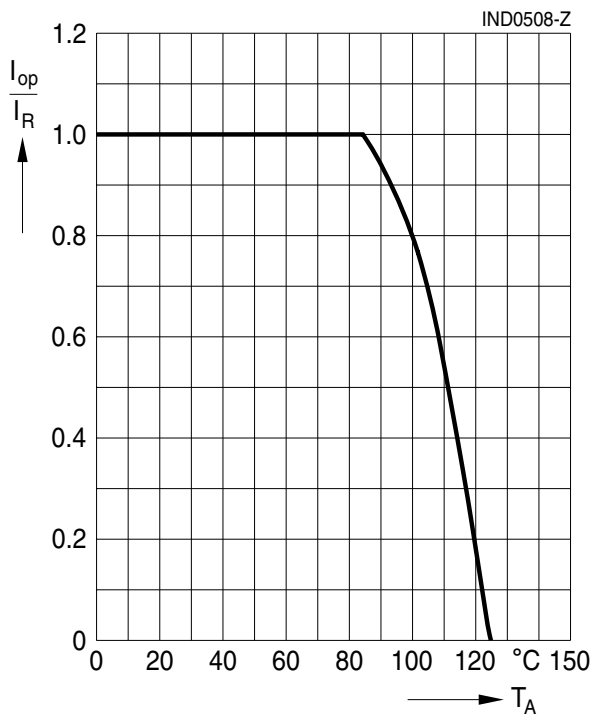
Technical data and measuring conditions

Rated inductance L_R	Measured with LCR meter Agilent 4284A at frequency f_L , 0.1 V, 20 °C
Rated temperature T_R	85 °C
Rated current I_R	Max. permissible DC with temperature increase of ≤ 40 K at rated temperature
Saturation current I_{sat}	Max. permissible DC with inductance decrease $\Delta L/L_0$ of approx. 10%
DC resistance R_{max}	Measured at 20 °C
Solderability (lead-free)	Dip and look method Sn95.5Ag3.8Cu0.7: (245 ± 5) °C, (5 ± 0.3) s, Wetting of soldering area $\geq 90\%$ (based on IEC 60068-2-58)
Resistance to soldering heat	260 °C, 10 s (as referenced in JEDEC J-STD 020C)
Climatic category	55/125/56 (to IEC 60068-1)
Storage conditions	Mounted: -55 °C ... +125 °C Packaged: -25 °C ... +40 °C, $\leq 75\%$ RH
Weight	Approx. 2 g

Characteristics and ordering codes

L_R μH	Tolerance	f_L MHz	I_R A	I_{sat} A	R_{max} Ω	Ordering code
0.82	$\pm 20\% \triangleq M$	0.1	7.60	10.3	0.007	B82464Z4821M000
1.0		0.1	7.50	10.0	0.007	B82464Z4102M000
1.5		0.1	7.00	8.50	0.009	B82464Z4152M000
2.2		0.1	6.50	7.00	0.010	B82464Z4222M000
3.3		0.1	5.50	5.90	0.012	B82464Z4332M000
4.7		0.1	4.90	5.20	0.015	B82464Z4472M000
6.8		0.1	4.30	4.60	0.020	B82464Z4682M000
10		0.1	3.40	3.50	0.030	B82464Z4103M000
15		0.1	2.75	3.10	0.040	B82464Z4153M000
22		0.1	2.25	2.50	0.052	B82464Z4223M000
33		0.1	1.85	2.10	0.075	B82464Z4333M000
47		0.1	1.55	1.80	0.095	B82464Z4473M000
68		0.1	1.30	1.45	0.13	B82464Z4683M000
100		0.1	1.05	1.15	0.22	B82464Z4104M000
150		0.1	0.85	0.90	0.32	B82464Z4154M000
220		0.1	0.70	0.75	0.44	B82464Z4224M000
330		0.1	0.59	0.65	0.65	B82464Z4334M000
470		0.1	0.50	0.55	0.93	B82464Z4474M000
680		0.1	0.42	0.46	1.30	B82464Z4684M000
1000		0.1	0.34	0.35	2.20	B82464Z4105M000

**Current derating I_{op}/I_R
versus ambient temperature T_A**
(rated temperature $T_R = 85^\circ\text{C}$)



Cautions and warnings

- Please note the recommendations in our Inductors data book (latest edition) and in the data sheets.
 - Particular attention should be paid to the derating curves given there.
 - The soldering conditions should also be observed. Temperatures quoted in relation to wave soldering refer to the pin, not the housing.
- If the components are to be washed varnished it is necessary to check whether the washing varnish agent that is used has a negative effect on the wire insulation, any plastics that are used, or on glued joints. In particular, it is possible for washing varnish agent residues to have a negative effect in the long-term on wire insulation.
- The following points must be observed if the components are potted in customer applications:
 - Many potting materials shrink as they harden. They therefore exert a pressure on the plastic housing or core. This pressure can have a deleterious effect on electrical properties, and in extreme cases can damage the core or plastic housing mechanically.
 - It is necessary to check whether the potting material used attacks or destroys the wire insulation, plastics or glue.
 - The effect of the potting material can change the high-frequency behaviour of the components.
- Ferrites are sensitive to direct impact. This can cause the core material to flake, or lead to breakage of the core.
- Even for customer-specific products, conclusive validation of the component in the circuit can only be carried out by the customer.

Important notes

The following applies to all products named in this publication:

1. Some parts of this publication contain **statements about the suitability of our products for certain areas of application**. These statements are based on our knowledge of typical requirements that are often placed on our products in the areas of application concerned. We nevertheless expressly point out **that such statements cannot be regarded as binding statements about the suitability of our products for a particular customer application**.

As a rule, EPCOS is either unfamiliar with individual customer applications or less familiar with them than the customers themselves. For these reasons, it is always ultimately incumbent on the customer to check and decide whether an EPCOS product with the properties described in the product specification is suitable for use in a particular customer application.

2. We also point out that **in individual cases, a malfunction of electronic components or failure before the end of their usual service life cannot be completely ruled out in the current state of the art, even if they are operated as specified**. In customer applications requiring a very high level of operational safety and especially in customer applications in which the malfunction or failure of an electronic component could endanger human life or health (e.g. in accident prevention or life-saving systems), it must therefore be ensured by means of suitable design of the customer application or other action taken by the customer (e.g. installation of protective circuitry or redundancy) that no injury or damage is sustained by third parties in the event of malfunction or failure of an electronic component.
3. **The warnings, cautions and product-specific notes must be observed.**
4. In order to satisfy certain technical requirements, **some of the products described in this publication may contain substances subject to restrictions in certain jurisdictions (e.g. because they are classed as hazardous)**. Useful information on this will be found in our Material Data Sheets on the Internet (www.epcos.com/material). Should you have any more detailed questions, please contact our sales offices.
5. We constantly strive to improve our products. Consequently, **the products described in this publication may change from time to time**. The same is true of the corresponding product specifications. Please check therefore to what extent product descriptions and specifications contained in this publication are still applicable before or when you place an order.

We also **reserve the right to discontinue production and delivery of products**. Consequently, we cannot guarantee that all products named in this publication will always be available.

The aforementioned does not apply in the case of individual agreements deviating from the foregoing for customer-specific products.

6. Unless otherwise agreed in individual contracts, **all orders are subject to the current version of the “General Terms of Delivery for Products and Services in the Electrical Industry” published by the German Electrical and Electronics Industry Association (ZVEI)**.
7. The trade names EPCOS, BAOKE, Alu-X, CeraDiode, CSMP, CSSP, CTVS, DSSP, MiniBlue, MKK, MLSC, MotorCap, PCC, PhaseCap, PhaseCube, PhaseMod, SIFERRIT, SIFI, SIKOREL, SilverCap, SIMDAD, SIMID, SineFormer, SIOV, SIP5D, SIP5K, ThermoFuse, WindCap are **trademarks registered or pending** in Europe and in other countries. Further information will be found on the Internet at www.epcos.com/trademarks.

Mouser Electronics

Authorized Distributor

Click to View Pricing, Inventory, Delivery & Lifecycle Information:

EPCOS:

[B82464Z4152M](#) [B82464Z4472M000](#)

EPCOS / TDK:

[B82464Z4102M](#) [B82464Z4103M](#) [B82464Z4104M](#) [B82464Z4105M](#) [B82464Z4153M](#) [B82464Z4154M](#)
[B82464Z4222M](#) [B82464Z4223M](#) [B82464Z4224M](#) [B82464Z4332M](#) [B82464Z4333M](#) [B82464Z4334M](#) [B82464Z4473M](#)
[B82464Z4682M](#) [B82464Z4684M](#) [B82464Z4104M000](#) [B82464Z4683M000](#)