


KDS SERIES

ROTARY DIP CODE SWITCH

RoHS
Compliant



FEATURES

- ▶ Because its lead pitch is consistent with standard ICs, the products can be mounted, in series, on an IC-pitch printed circuit board.
- ▶ The design allows consolidation with other electronic components, allowing high-density packaging.
- ▶ Mounting efficiency has been further enhanced through the rounding of tail tips.
- ▶ Kinked tails prevent lifting during soldering.
- ▶ Binary decimal (10 positions) and hexadecimal (16 positions), both having real and complimentary codes.
- ▶ 4 different rotor styles; flat, indicator, knob and shaft style.

Flat type: It is operated using the tip of a (screw driver width : 3mm).

Indicator type: It is operated using the tip of a screwdriver. The right-angle design also facilitates operation from the side.

Knob type: It is operable by hand.

Shaft type: It is operated using the tip of a screwdriver (screw driver width : 3mm to 5mm). Furthermore, the panel surface and control section can be arranged in parallel.

ORDER CODE

KDS - **2** - **F**

① ② ③ ④ ⑤ ⑥

*Please order in multiples of the quantity per package.

- ① **[Series name]** KDS
- ② **[Code]** 10 : Binary Decimal 16 : Binary Hexadecimal
- ③ **[Type]** 1 : Flat Type 2 : Shaft Type 3 : Indicator Type 4 : Knob Type
- ④ **[Code]** 12 : Real Code 22 : Complement Code
- ⑤ **[Color]** (Only knob type) Omit : Black R : Red G : Green
- ⑥ **[RoHS]** F : RoHS compliant

[Code]

●---Real Code ○---Complement Code

PIN No.	P O S I T I O N															
	0	1	2	3	4	5	6	7	8	9	A	B	C	D	E	F
C1	○	●	○	●	○	●	○	●	○	●	○	●	○	●	○	●
C2	○	○	●	●	○	○	●	●	○	○	●	●	○	○	●	●
C4	○	○	○	○	●	●	●	●	○	○	○	○	●	●	●	●
C8	○	○	○	○	○	○	○	○	○	●	●	●	●	●	●	●

SPECIFICATIONS

Material and plating		Electrical Characteristics	
Insulator material	Glass-filled polyamide	Current rating and voltage	Non switching 125mA, 30V DC Switching 125mA, 30V DC
Rotor material	Polyacetal	Contact resistance	100mΩ max.
Contact material	Copper alloy	Dielectric withstanding voltage	250V AC for 1minute
Contact plating	Gold over Nickel	Insulation resistance	1,000MΩ min. at 250V DC
PWB material	Glass epoxy	Durability	20,000 actuations
Pattern plating	Gold over Nickel	Position	10 and 16
O-Ring material	Fluorine-contained rubber	Operating temperature	-25°C to +85°C

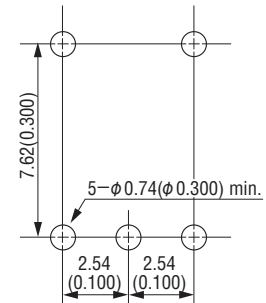
[Solvents Acceptable]

- Isopropyl alcohol ● Ethyl alcohol ● Trichlene (Trichloroethylene) ● Benzine ● Toluene
● Chlorothene (Trichloroethane) ● Freon (Trichlorotrifluoroethane)

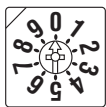
[Solvents Not acceptable]

- Acethone ● Methanol

▶ Printed Circuit Board Layout (Component Side View)



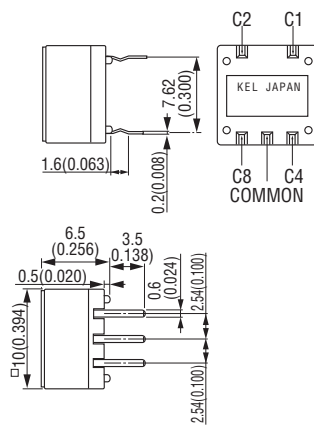
◆ Flat Type



10 step
TOP VIEW




16 step
TOP VIEW



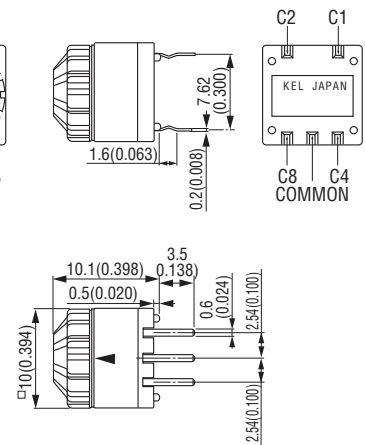
◆ Indicator Type



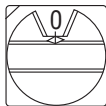
10 step
TOP VIEW



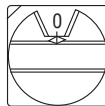
16 step
TOP VIEW



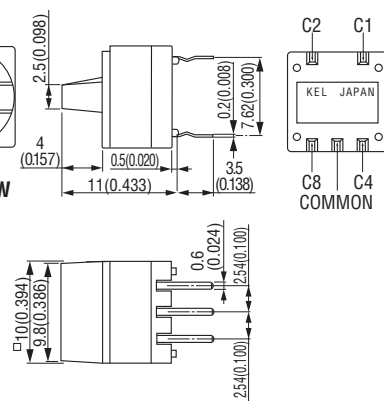
◆ Knob Type




10 step
TOP VIEW




16 step
TOP VIEW



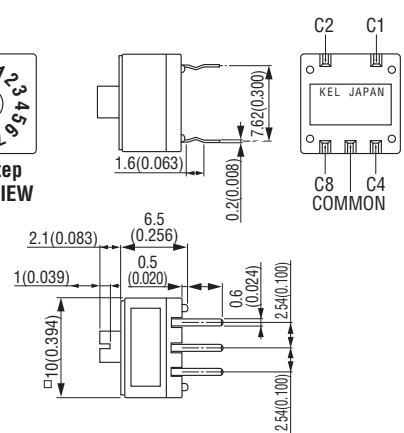
◆ Shaft Type



10 step
TOP VIEW



16 step
TOP VIEW



Packaging style

Pipe

Number of packaging

50