Alle Rechte vorbehalten/ *All rights reserved*

Mating face according to MIL-C-24308 / DIN 41 652 / CECC 75301-802

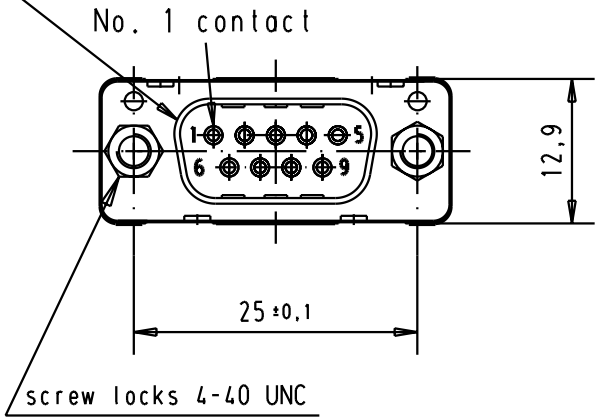

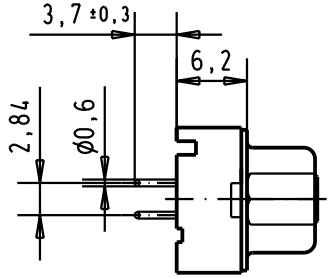

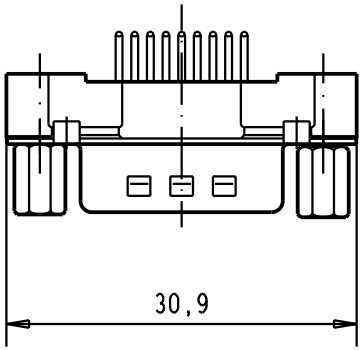

Printed board layout(1,6±0,2 thick)
View component side
(PCB plating = Tin)

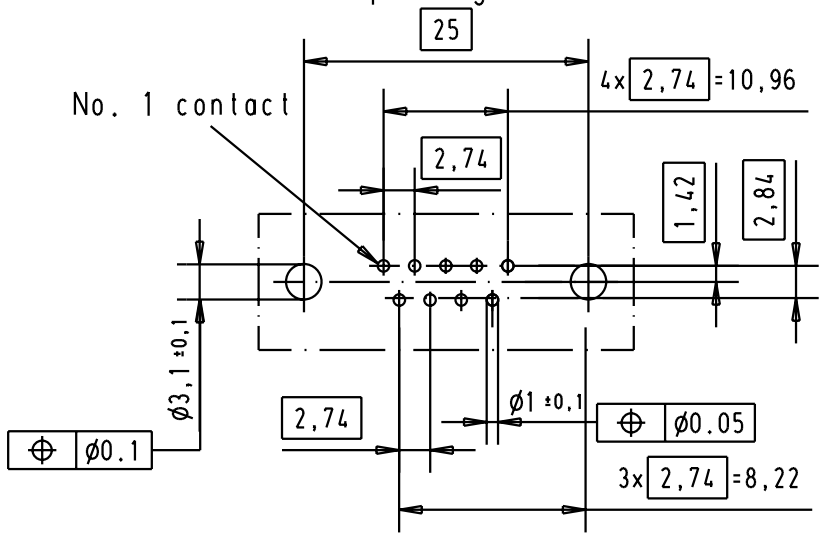

09 66 121 6703	4-40 UNC	2			
09 66 121 7703	4-40 UNC	3			
09 66 121 5703	4-40 UNC	0,76 µm Au	31399	5/03/03	S.H.
Part number	nut thread	Performance level	Mod.	Dat.	Name

	Dat.	Name
Detail.	5/03/03	S.H.
Insp.		
Stand.		

All Dim. in mm
Orig. Size DIN A 4

D-Sub male straight 9 poles with solder pins and nuts and fitted screw locks 4-40UNC

Maßstab/ *Scale* 1,5:1

HARTING EURL
F-95972 Paris

TB 09 66 121 X703

Sub.

Blatt/ *Page* 1