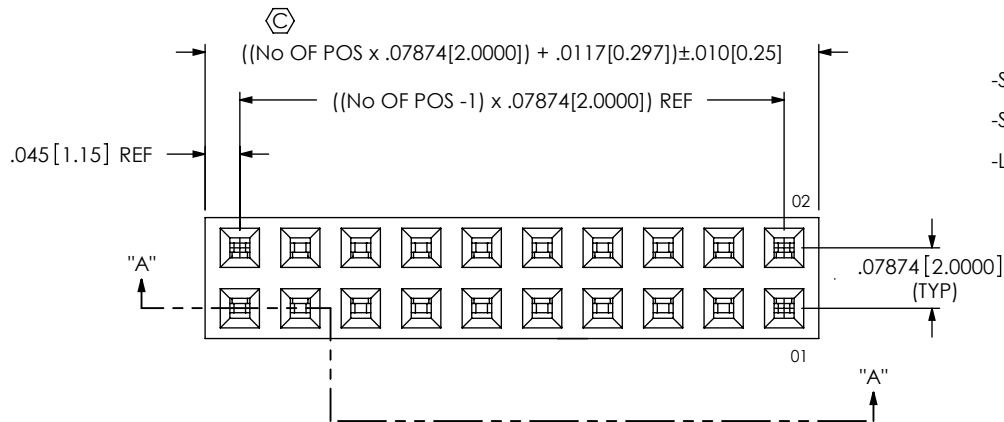


DO NOT  
SCALE FROM  
THIS PRINT



**PTF-1XX-XX-X-D-XXX**

**No OF POSITIONS**  
-02 THRU -50  
(PER ROW)

**LEAD STYLE**  
-01: USE C-159-01-XX  
-03: USE C-159-03-XX

**POLARIZATION OPTION**  
-XXX INDICATES POSITION  
(USE PK-07-N TO POLARIZE)

**ROW SPECIFICATION**  
-D: DOUBLE ROW  
-01 (USE PTF-62-D)  
-03 (USE PTF-62-D & PTEF-50-D)

**PLATING SPECIFICATION**  
-S: 30μ" SELECTIVE GOLD IN CONTACT AREA,  
MATTE TIN ON TAIL  
-SM: 30μ" SELECTIVE GOLD IN CONTACT AREA,  
MATTE TIN ON TAIL  
-L: 10μ" LIGHT SELECTIVE GOLD IN CONTACT AREA,  
MATTE TIN ON TAIL

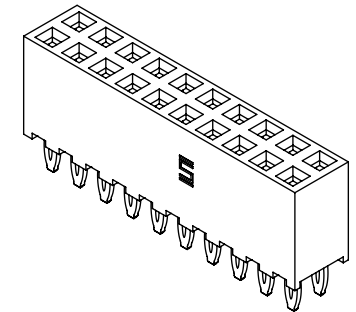
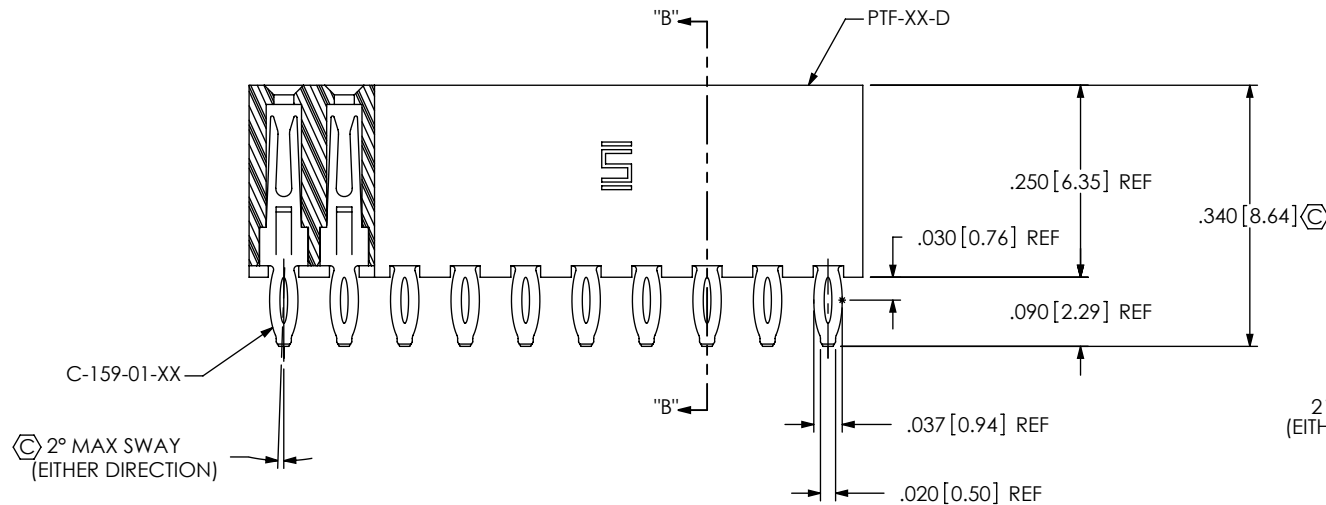


FIG 1  
-01 LEAD STYLE



SECTION "A"-"A"

SECTION "B"-"B"

NOTES:

1.  $\text{C}$  REPRESENTS A CRITICAL DIMENSION.
2. MAXIMUM CUT FLASH: .020 [0.51]
3. MINIMUM CONTACT RETENTION: .5 LB PER PIN.
4. PARTS MAY BE CUT TO POS. ONE POS LOST PER CUT.
5. ALL POSITIONS TO BE LAYER PACKAGED.
6. MAXIMUM ALLOWABLE BOW .0015 IN/IN.
7. NOTE DELETED.
8. USED FOR CUTTING PTEF BODY
9. PTEF BODY IS NOT TO BE MORE THAN  $\pm .005[0.13]$  FROM PLANE SET BY PTF BODY.

UNLESS OTHERWISE SPECIFIED,  
DIMENSIONS ARE IN INCHES.

TOLERANCES ARE:

DECIMALS ANGLES  
.XXX:  $\pm .005 [0.13]$   $2^\circ$   
.XXXX:  $\pm .0020 [0.051]$   
.XXXXX:  $\pm .0020 [0.051]$

**PROPRIETARY NOTE**  
THIS DOCUMENT CONTAINS CONFIDENTIAL AND  
PROPRIETARY INFORMATION AND ALL DESIGN,  
MANUFACTURING, REPRODUCTION, USE, PATENT RIGHTS  
AND SALES RIGHTS ARE EXPRESSLY RESERVED BY SAMTEC,  
INC. THIS DOCUMENT SHALL NOT BE DISCLOSED, IN WHOLE  
OR PART, TO ANY UNAUTHORIZED PERSON OR ENTITY NOR  
REPRODUCED, TRANSFERRED OR INCORPORATED IN ANY  
OTHER PROJECT IN ANY MANNER WITHOUT THE EXPRESS  
WRITTEN CONSENT OF SAMTEC, INC.

**MATERIAL:** DO NOT SCALE DRAWING

INSULATOR: LCP  
COLOR: BLACK  
CONTACT: PHOS BRONZE

F:\DWG\MISC\MKTG\PTF-1XX-XX-X-D-XXX-MKT.SLDDRW

SHEET SCALE: 4:1

**samtec**

520 PARK EAST BLVD, NEW ALBANY, IN 47150  
PHONE: 812-944-6733 FAX: 812-948-5047  
e-Mail: info@SAMTEC.com code: 55322

DESCRIPTION:  
2mm PRESS FIT SOCKET ASSEMBLY

DWG. NO.  
PTF-1XX-XX-X-D-XXX

BY: KEVIN B 4/3/2000 SHEET 1 OF 2

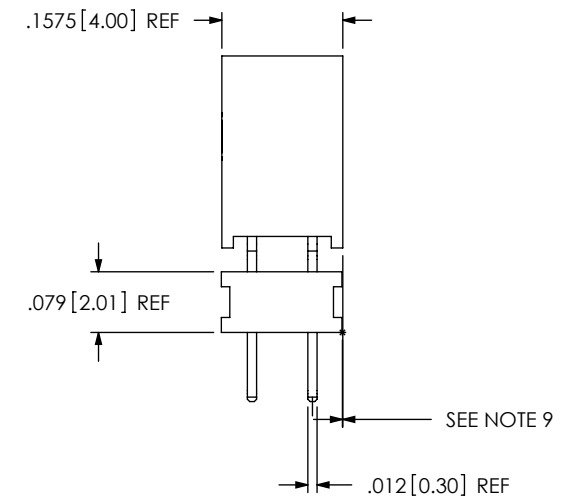
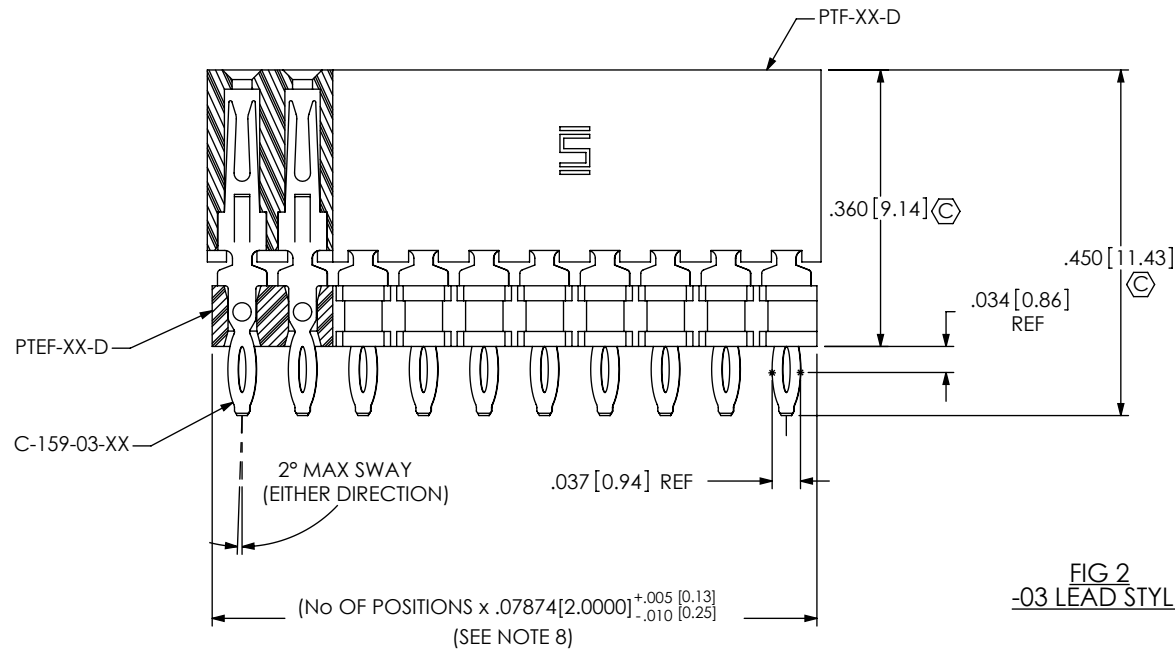
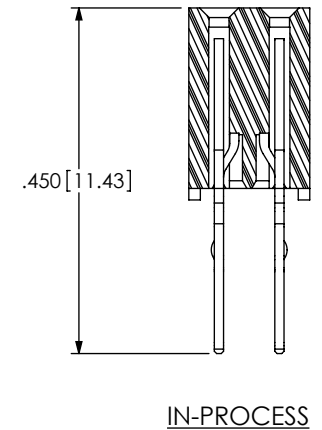
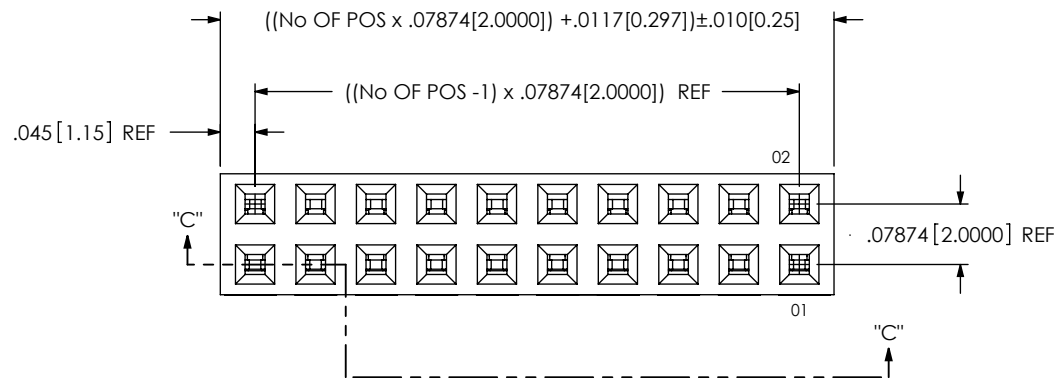


FIG 2  
-03 LEAD STYLE

SECTION "C"-"C"

**PROPRIETARY NOTE**  
THIS DOCUMENT CONTAINS CONFIDENTIAL AND PROPRIETARY INFORMATION AND ALL DESIGN, MANUFACTURING, REPRODUCTION, USE, PATENT RIGHTS AND SALES RIGHTS ARE EXPRESSLY RESERVED BY SAMTEC, INC. THIS DOCUMENT SHALL NOT BE DISCLOSED, IN WHOLE OR PART, TO ANY UNAUTHORIZED PERSON OR ENTITY NOR REPRODUCED, TRANSFERRED OR INCORPORATED IN ANY OTHER PROJECT IN ANY MANNER WITHOUT THE EXPRESS WRITTEN CONSENT OF SAMTEC, INC.

DO NOT SCALE DRAWING

SHEET SCALE: 4:1

**samtec**

520 PARK EAST BLVD, NEW ALBANY, IN 47150  
PHONE: 812-944-6733 FAX: 812-948-5047  
e-Mail: info@SAMTEC.com code: 55322

DESCRIPTION:  
2mm PRESS FIT SOCKET ASSEMBLY

DWG. NO.  
PTF-1XX-XX-X-D-XXX

BY: KEVIN B 4/3/2000 SHEET 2 OF 2