


Semi-Precision Power Wirewound Resistors

PPW Series

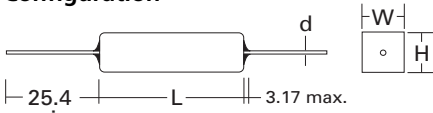

- Ideal for pulse and surge applications
- 2 watts to 15 watts
- Resistance to 0R1 ohms to 5K ohms
- $\pm 3\%$, $\pm 2\%$ or $\pm 1\%$ tolerance
- ± 20 ppm/ $^{\circ}\text{C}$ TCR



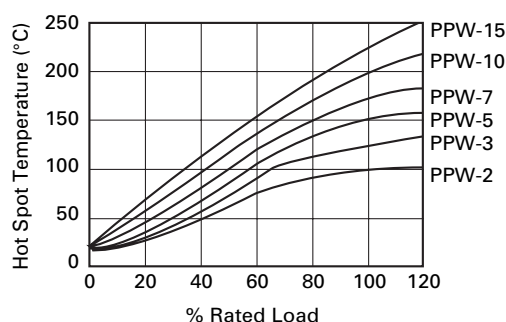
Electrical Data

		PPW-2	PPW-3	PPW-5	PPW-7	PPW-10	PPW-15
Power rating at 25 $^{\circ}\text{C}$	watts	2	3	5	7	10	15
Resistance range	ohms	0R1 to 1K6	0R1 to 1K6	0R1 to 1K6	0R1 to 2K5	0R1 to 5K	0R1 to 5K

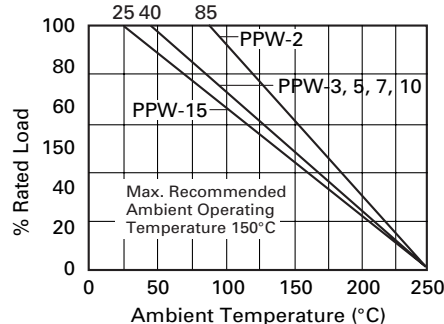
Physical Data

Dimensions (mm)						Standard Configuration
Type	L ± 0.8	W ± 0.8	H ± 0.8	d dia.	E ± 0.8	
PPW-2	17.05	6.99	6.99	0.8	8.134	
PPW-3	22.3	7.87	7.87	0.8	9.65	
PPW-5	22.3	9.65	8.89	0.8	10.4	
PPW-7	35.3	9.65	8.89	0.8	11.9	
PPW-10	47.7	9.65	8.89	0.8	11.9	
PPW-15	47.7	12.7	12.7	0.8	12.7	

Temperature Rise



Power Derating



Lighting Surge Capabilities for PPW-2

Resistive range	ohms	10 x 1000*	10 x 360*
1R to 9R9		250V	650V
10R to 29R9		500V	850V
30R to 99R		600V	1000V
100R to 1K6		1000V	1500V

*10 microseconds – Maximum rise time to peak voltage. 360 or 1000 microseconds - minimum decay time to one half peak.

General Note

TT Electronics reserves the right to make changes in product specification without notice or liability.
All information is subject to TT Electronics' own data and is considered accurate at time of going to print.

Ordering Procedure

This product has two valid part numbers:

European (Welwyn) Part Number: PPW5-15RFI (PPW5, 15 ohms $\pm 1\%$, Pb-free)

P	P	W	5	-	1	5	R	F	I
1		2	3		4	5			

1 Type	2 Configuration	3 Value	4 Tolerance	5 Packing & Termination Finish
PPW2	Omit for Standard	R = ohms	F = $\pm 1\%$	I = Standard packing & Pb-free
PPW3	A = Alternate	K = kilohms	G = $\pm 2\%$	Bulk pack
PPW5			H = $\pm 3\%$	
PPW7				
PPW10				
PPW15				

USA (IRC) Part Number: PPW515R0FLF (PPW5, 15 ohms $\pm 1\%$, Pb-free)

P	P	W	5	1	5	R	0	F	L	F
1		2	3		4	5				

1 Type	2 Configuration	3 Value	4 Tolerance	5 Packing & Termination Finish
PPW2	Omit for Standard	3 digits + multiplier	F = $\pm 1\%$	Omit for SnPb
PPW3	A = Alternate	R = ohms for values <100 ohms	G = $\pm 2\%$	LF = Pb-free
PPW5			H = $\pm 3\%$	Bulk pack
PPW7				
PPW10				
PPW15				

General Note

TT Electronics reserves the right to make changes in product specification without notice or liability.
All information is subject to TT Electronics' own data and is considered accurate at time of going to print.

Mouser Electronics

Authorized Distributor

Click to View Pricing, Inventory, Delivery & Lifecycle Information:

[TT Electronics:](#)

[PPW10A4701G](#) [PPW2A5R60H](#) [PPW-2-200-3%](#) [PPW-15-1R5-FLF](#) [PPW5R470GLF](#)