

Helping Customers Innovate, Improve & Grow



OX-202

Description

The OX-202 is part of a series of oscillators specifically designed to support Timing Over Packet applications, in particular 1588-2008 based frequency and phase reference systems. The OX-202 is stratum 3E compliant.

Features

- Available in three standard frequencies (10MHz, 12.8MHz and 20MHz)
- Excellent temperature stability
- Superior long term stability
- Optimized to support Timing Over Packet applications
- Stratum 3E compliant according to GR1244

Applications

- SETS clock support
- Wireless Base Stations
- Edge and Core Routers

Performance Specifications

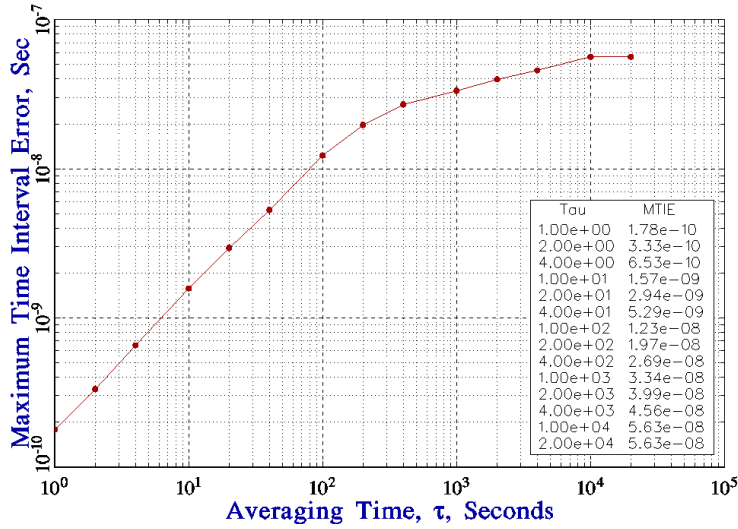
Frequency Stability ¹					
Parameter	Min	Typ	Max	Units	Notes
Over all stability (df/f ₀)			±2.6	ppm	Free run accuracy (20 years)
Drift			±1	ppb	Over 24 hours and ±3.0°C
Temperature stability (df/f)			10	ppb pk -pk	-40 to 85°C
Initial Tolerance (df/f ₀)			±0.5	ppm	@25°C
vs. supply voltage change (df/f)			±2	ppb	static; 3.3V ± 1%
vs. load change (df/f)			±5	ppb	static; Load ± 5%
vs. aging / daily (df/f)			±0.75	ppb	after 7 days; @25°C
vs. aging / month (df/f)			±25	ppb	after 7days; @25°C
vs. aging / year (df/f)			±100	ppb	after 7 days; @25°C
vs. aging / 20 years (df/f)			±2.0	ppm	after 7 days; @25°C
Phase Stability					
Parameter	Min	Typ	Max	Units	Notes
Jitter			1	ps rms	@12kHz to 20MHz
MTIE 1s		0.2		ns	Wander Generation per GR1244, system performance when locked through a 1mHz loop bandwidth, see typical performance data.
MTIE 10s		1.6		ns	
MTIE 100s		12		ns	
MTIE 1000s		34		ns	

Performance Specifications

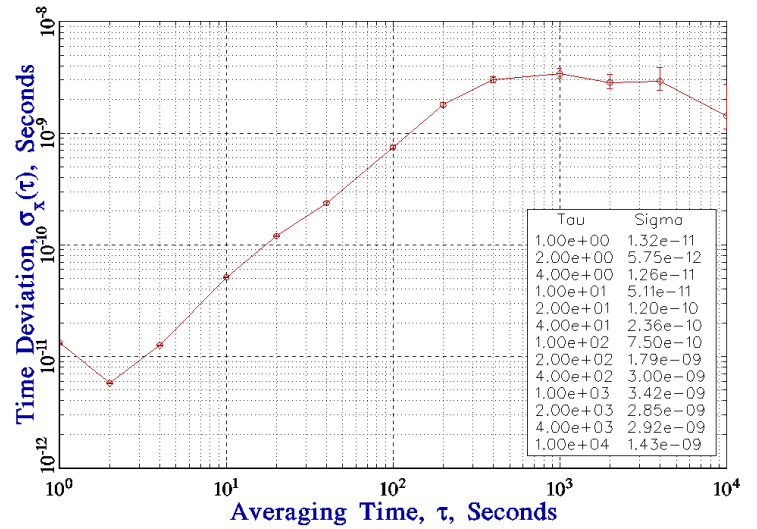
Phase Stability (continued)					
Parameter	Min	Typ	Max	Units	Notes
TDEV 1s		0.01		ns	Wander Generation per GR1244, system performance when locked through a 1mHz loop bandwidth, see typical performance data.
TDEV 10s		0.05		ns	
TDEV 100s		0.8		ns	
TDEV 1000s		3.5		ns	
Phase Noise					
Parameter	Min	Typ	Max	Units	Notes
Phase Noise at 1 Hz Offset			-85	dBc/Hz	
Phase Noise at 10 Hz Offset			-115	dBc/Hz	
Phase Noise at 100 Hz Offset			-135	dBc/Hz	
Phase Noise 1 kHz Offset			-145	dBc/Hz	
Phase Noise at 10 kHz Offset			-150	dBc/Hz	
Phase Noise at 100kHz Offset			-150	dBc/Hz	
RF Output					
Signal	HCMOS				
Load	15			pF	±10%
Rise Time	<10			ns	@ 10% to 90% V _{out}
Fall Time	<10			ns	@90% to 10% V _{out}
Duty Cycle	45/55			%	@ 50% V _{out}
V Low	0.4			V	With V _s 3.0V and 15pF load
V High	2.4			V	With V _s 3.0V and 15pF load
V Low	0.5			V	With V _s 5.0V and 15pF load
V High	3.5			V	With V _s 5.0V and 15pF load
Supply					
Supply Voltage (V _s)	3.3, 5.0			V	±10%
Power consumption	<1.5			W	Steady state, @ V _s = 3.3V, 25°C
Power consumption	<3.3			W	During warm up, @ V _s = 3.3V, 25°C
Additional Parameters					
Warm Up Time	3			minutes	@25°C to final frequency (1 Hour) within ±0.1ppm
ROHS	ROHS 6 compliant				
Washable	Washable device (hermetically sealed).				
Absolute Maximum Ratings					
	Min			Max	Units
Operating temperature range	-40			85	°C
Storage temperature range	-50			90	°C

Typical Performance

FREQUENCY STABILITY

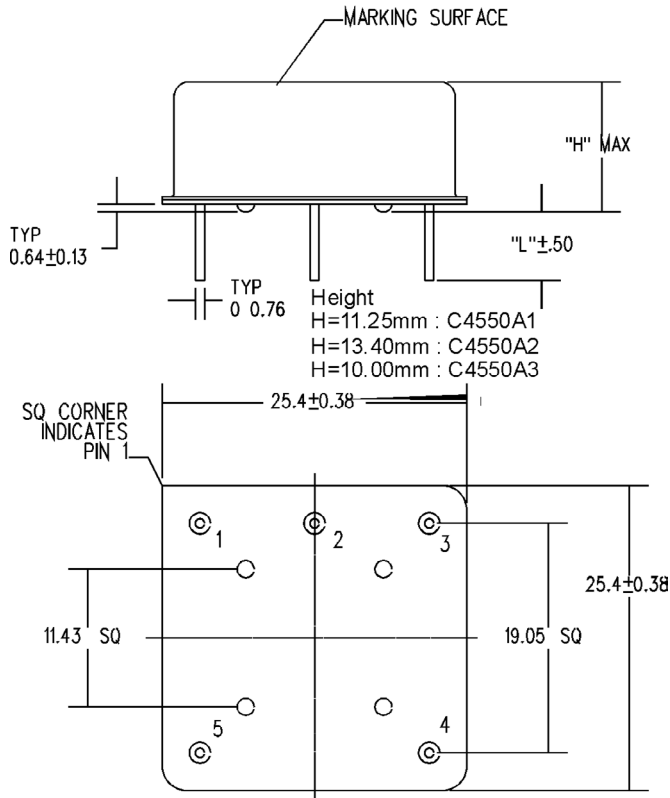


TIME STABILITY



Wander Generation per GR1244, system performance when locked through a 1MHz loop bandwidth.

Outline Drawing / Enclosure



Dimensions in mm

Height Codes		
Code	Height "H"	Pin Length "L"
2	13.4	6.35

Pin Assignment	
Pin	Connection
1	RF Out
2	Ground (case)
3	NC
4	NC
5	Supply Voltage Input (V_G)

Ordering Information

OX - 202 2 - E A E - 108 0 - 10M0000000

Product Family
OX: OCXO

Package
25.8 x 25.8 mm THT

Height
2: 13.4 mm

Supply Voltage
D: +5.0V
E: +3.3V

RF Output Code
A: HCMOS

Frequency

Frequency Control
0: Fixed Frequency

Stability Code
108: 10ppb pk-pk

Temperature Range
E: -40°C to +85°C
J: -20°C to +70°C

Notes:

1. Contact factory for improved stabilities or additional product options. Not all options and codes are available at all frequencies.
2. Unless other stated all values are valid after warm-up time and refer to typical conditions for supply voltage, frequency control voltage, load, temperature (25°C).
3. Phase noise degrades with increasing output frequency.
4. Subject to technical modification.
5. Contact factory for availability.



Microsemi, a wholly owned subsidiary of Microchip Technology Inc. (Nasdaq: MCHP), offers a comprehensive portfolio of semiconductor and system solutions for aerospace & defense, communications, data center and industrial markets. Products include high-performance and radiation-hardened analog mixed-signal integrated circuits, FPGAs, SoCs and ASICs, power management products, timing and synchronization devices and precise time solutions, setting the world's standard for time; voice processing devices; RF solutions; discrete components; enterprise storage and communication solutions, security technologies and scalable anti-tamper products; Ethernet solutions; Power-over-Ethernet ICs and midspans; as well as custom design capabilities and services. Learn more at www.microsemi.com.

Microsemi Headquarters
One Enterprise, Aliso Viejo, CA 92656 USA
Within the USA: +1 (800) 713-4113
Outside the USA: +1 (949) 380-6100
Sales: +1 (949) 380-6136
Fax: +1 (949) 215-4996
email: sales.support@microsemi.com
www.microsemi.com

Microsemi makes no warranty, representation, or guarantee regarding the information contained herein or the suitability of its products and services for any particular purpose, nor does Microsemi assume any liability whatsoever arising out of the application or use of any product or circuit. The products sold hereunder and any other products sold by Microsemi have been subject to limited testing and should not be used in conjunction with mission-critical equipment or applications. Any performance specifications are believed to be reliable but are not verified, and Buyer must conduct and complete all performance and other testing of the products, alone and together with, or installed in, any end-products. Buyer shall not rely on any data and performance specifications or parameters provided by Microsemi. It is the Buyer's responsibility to independently determine suitability of any products and to test and verify the same. The information provided by Microsemi hereunder is provided "as is, where is" and with all faults, and the entire risk associated with such information is entirely with the Buyer. Microsemi does not grant, explicitly or implicitly, to any party any patent rights, licenses, or any other IP rights, whether with regard to such information itself or anything described by such information. Information provided in this document is proprietary to Microsemi, and Microsemi reserves the right to make any changes to the information in this document or to any products and services at any time without notice.

©2018 Microsemi, a wholly owned subsidiary of Microchip Technology Inc. All rights reserved. Microsemi and the Microsemi logo are registered trademarks of Microsemi Corporation. All other trademarks and service marks are the property of their respective owners.

Mouser Electronics

Authorized Distributor

Click to View Pricing, Inventory, Delivery & Lifecycle Information:

[Vectron:](#)

[OX-2022-EAE-1080-10M0000000](#) [OX-2022-EAE-1080-12M8000000](#) [OX-2022-EAE-1080-20M0000000](#) [OX-2022-EAE-1080-24M5760000](#) [OX-2022-EAE-1080-25M0000000](#) [OX-2022-EAE-1080-49M1520000](#) [OX-2022-EAJ-1080-20M0000000](#)