



■ Features :

- Universal AC input / Full range
- Built-in active PFC function
- Protections: Short circuit / Over current / Over voltage / Over temperature
- Cooling by free air convection
- OCP point adjustable through output cable or internal potentiometer
- IP67 / IP65 design for indoor or outdoor installations
- Three in one dimming function (1~10Vdc or PWM signal or resistance)
- Suitable for LED lighting and street lighting applications
- Compliance to worldwide safety regulations for lighting
- Suitable for dry / damp / wet locations
- 5 years warranty (Note.10)



SELV IP65 IP67 PFC cULus



HLG-240-12 [A] Blank : IP67 rated. Cable for I/O connection.

A : IP65 rated. Output voltage and constant current level can be adjusted through internal potentiometer.

B : IP67 rated. Constant current level adjustable through output cable with 1~10Vdc or 10V PWM signal or resistance.

C : Terminal block for I/O connection. Output voltage and constant current level can be adjusted through internal potentiometer.

D (option, safety pending) : IP67 rated. Timer dimming function, contact MEAN WELL for details.

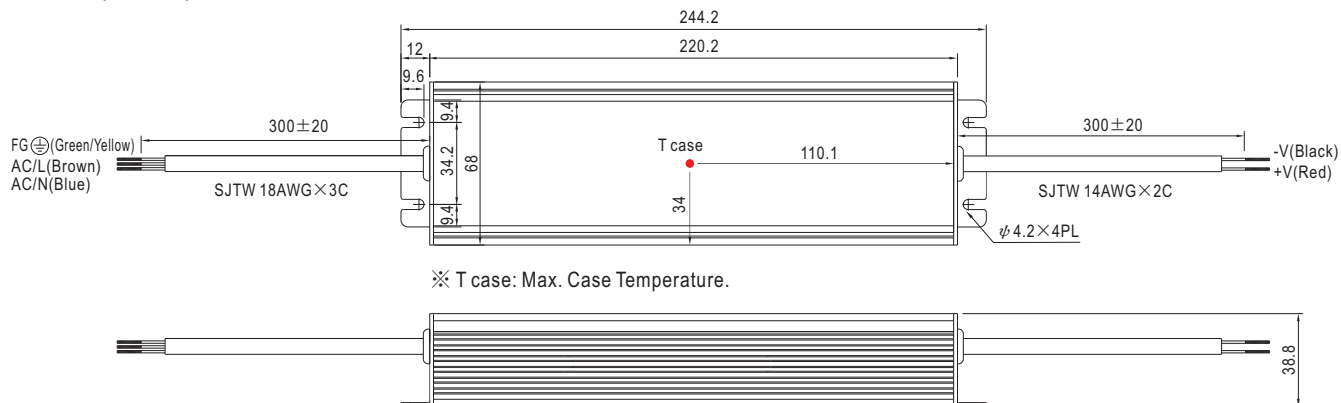
SPECIFICATION

MODEL	HLG-240-12	HLG-240-15	HLG-240-20	HLG-240-24	HLG-240-30	HLG-240-36	HLG-240-42	HLG-240-48	HLG-240-54
DC VOLTAGE	12V	15V	20V	24V	30V	36V	42V	48V	54V
CONSTANT CURRENT REGION Note.4	6 ~ 12V	7.5 ~ 15V	10 ~ 20V	12 ~ 24V	15 ~ 30V	18 ~ 36V	21 ~ 42V	24 ~ 48V	27 ~ 54V
RATED CURRENT	16A	15A	12A	10A	8A	6.7A	5.72A	5A	4.45A
RATED POWER	192W	225W	240W	240W	240W	241.2W	240.24W	240W	240.3W
RIPPLE & NOISE (max.) Note.2	150mVp-p	150mVp-p	150mVp-p	150mVp-p	200mVp-p	250mVp-p	250mVp-p	250mVp-p	350mVp-p
VOLTAGE ADJ. RANGE Note.6	11.2 ~ 12.8V	14 ~ 16V	18.6 ~ 21.4V	22.4 ~ 25.6V	28 ~ 32V	33.5 ~ 38.5V	39 ~ 45V	44.8 ~ 51.2V	50 ~ 57V
CURRENT ADJ. RANGE	Can be adjusted by internal potentiometer A type and C type only								
VOLTAGE TOLERANCE Note.3	±2.5%	±2.0%	±1.0%	±1.0%	±1.0%	±1.0%	±1.0%	±1.0%	±1.0%
LINE REGULATION	±0.5%	±0.5%	±0.5%	±0.5%	±0.5%	±0.5%	±0.5%	±0.5%	±0.5%
LOAD REGULATION	±2.0%	±1.5%	±1.0%	±0.5%	±0.5%	±0.5%	±0.5%	±0.5%	±0.5%
SETUP, RISE TIME Note.8	2500ms, 80ms at full load 230VAC /115VAC								
HOLD UP TIME (Typ.)	15ms at full load 230VAC /115VAC								
VOLTAGE RANGE Note.5	90 ~ 264VAC 127 ~ 373VDC								
FREQUENCY RANGE	47 ~ 63Hz								
POWER FACTOR (Typ.)	PF>0.98/115VAC, PF>0.95/230VAC at full load (Please refer to "Power Factor Characteristic" curve)								
EFFICIENCY (Typ.)	90%	90%	91.5%	92.5%	92.5%	92.5%	92.5%	93%	93.5%
AC CURRENT (Typ.)	4A / 115VAC 2A / 230VAC								
INRUSH CURRENT (Typ.)	COLD START 75A(twidth=570μs measured at 50% Ipeak) at 230VAC								
LEAKAGE CURRENT	<0.75mA / 240VAC								
OVER CURRENT Note.4	95 ~ 108%								
SHORT CIRCUIT	Protection type : Constant current limiting, recovers automatically after fault condition is removed								
OVER VOLTAGE	Protection type : Shut down and latch off o/p voltage, re-power on to recover								
OVER TEMPERATURE	Shut down o/p voltage, recovers automatically after temperature goes down								
WORKING TEMP.	-40 ~ +70°C (Refer to "Derating Curve")								
WORKING HUMIDITY	20 ~ 95% RH non-condensing								
STORAGE TEMP., HUMIDITY	-40 ~ +80°C, 10 ~ 95% RH								
TEMP. COEFFICIENT	±0.03%/°C (0 ~ 50°C)								
VIBRATION	10 ~ 500Hz, 5G 12min./1cycle, period for 72min. each along X, Y, Z axes								
SAFETY STANDARDS Note.7	UL1012, CAN/CSA-C22.2 No. 107.1-01, UL8750, CSA C22.2 No. 250.0-08, TUV EN61347-1, EN61347-2-13 independent (except for HLG-240 C type), UL60950-1, UL8750, TUV EN60950-1, IP65 or IP67, J61347-1, J61347-2-13 approved								
WITHSTAND VOLTAGE	I/P-O/P:3.75KVAC I/P-FG:2KVAC O/P-FG:0.5KVAC								
ISOLATION RESISTANCE	I/P-O/P, I/P-FG, O/P-FG:100M Ohms / 500VDC / 25°C / 70% RH								
EMC EMISSION	Compliance to EN55015, EN55022 (CISPR22) Class B, EN61000-3-2 Class C (≥50% load) ; EN61000-3-3								
EMC IMMUNITY	Compliance to EN61000-4-2,3,4,5,6,8,11, EN61547, EN55024, light industry level (surge 4KV), criteria A								
MTBF	207.9K hrs min. MIL-HDBK-217F (25°C)								
DIMENSION	244.2*68*38.8mm (L*W*H)(HLG-240-Blank/A/B) 251*68*38.8mm (L*W*H)(HLG-240-C)								
PACKING	1.3Kg; 12pcs/16.6Kg/0.84CUFT(HLG-240-Blank/A/B) 1.23Kg; 12pcs/15.8Kg/1.16CUFT(HLG-240-C)								
NOTE	1. All parameters NOT specially mentioned are measured at 230VAC input, rated load and 25°C of ambient temperature. 2. Ripple & noise are measured at 20MHz of bandwidth by using a 12" twisted pair-wire terminated with a 0.1uf & 47uf parallel capacitor. 3. Tolerance : includes set up tolerance, line regulation and load regulation. 4. Please refer to "DRIVING METHODS OF LED MODULE". 5. Derating may be needed under low input voltages. Please check the static characteristics for more details. 6. A type and C type only. 7. Safety and EMC design refer to EN60598-1, subject 8750(UL), CNS15233, GB7000.1, FCC part18. 8. Length of set up time is measured at cold first start. Turning ON/OFF the power supply may lead to increase of the set up time. 9. The power supply is considered as a component that will be operated in combination with final equipment. Since EMC performance will be affected by the complete installation, the final equipment manufacturers must re-qualify EMC Directive on the complete installation again. 10. Refer to warranty statement.								

Mechanical Specification

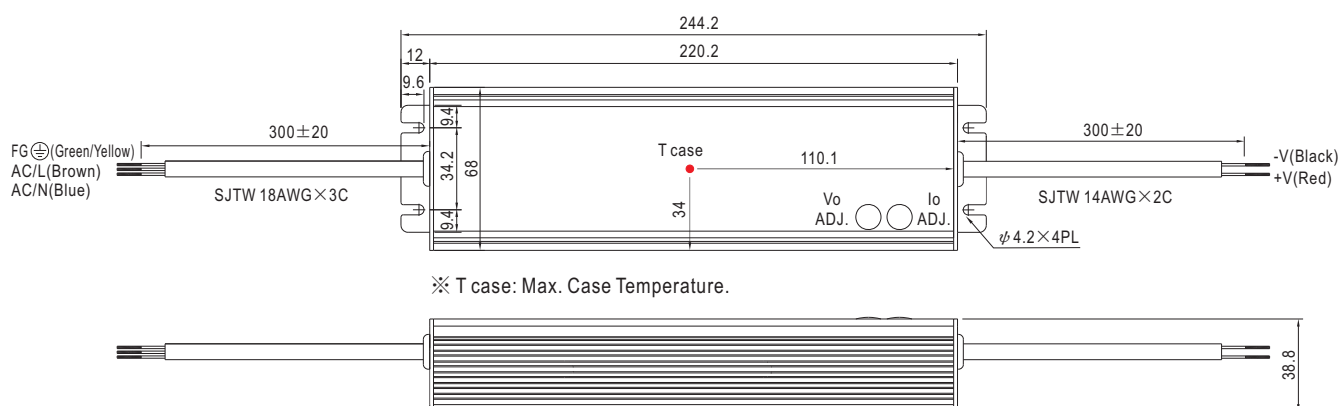
Case No.954C Unit:mm

Blank:(HLG-240)



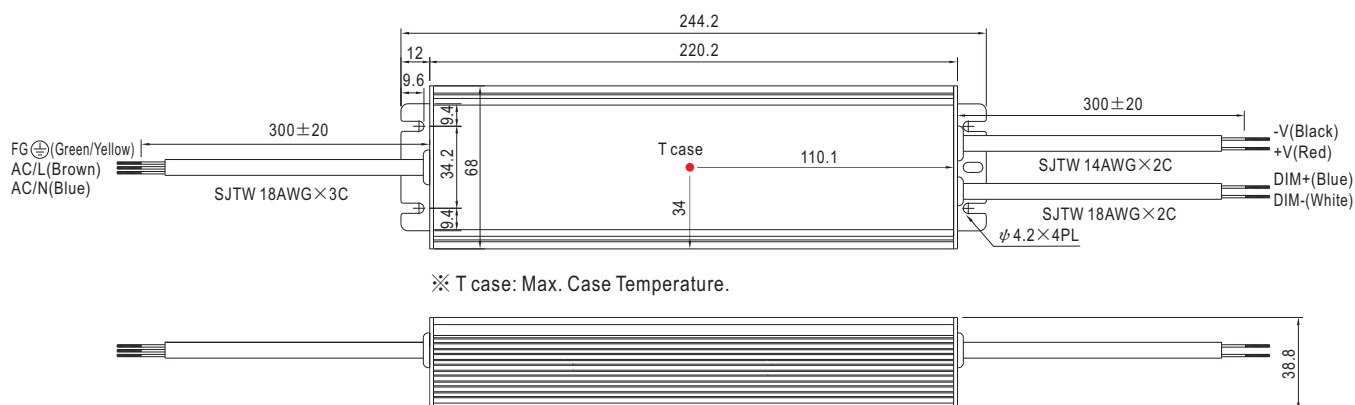
※IP67 rated. Cable for I/O connection.

A Type:(HLG-240- _A)

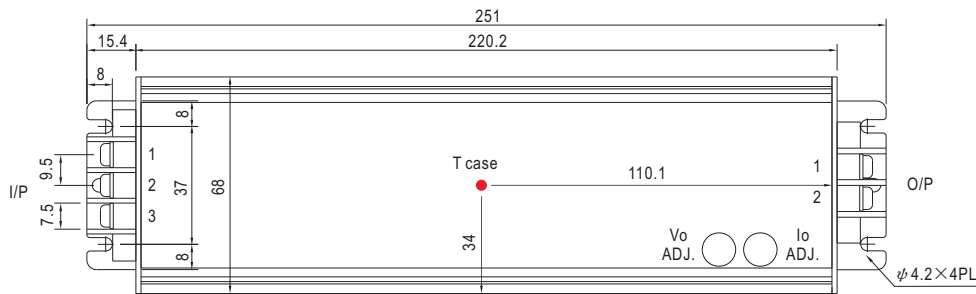


※ IP65 rated. Output voltage and constant current level can be adjusted through internal potentiometer.
(Can access by removing the rubber stopper on the case.)


B Type:(HLG-240- _B)



C Type:(HLG-240-_C)



※ T case: Max. Case Temperature.



※ Output voltage and constant current level can be adjusted through internal potentiometer.
(Can access by removing the rubber stopper on the case.)

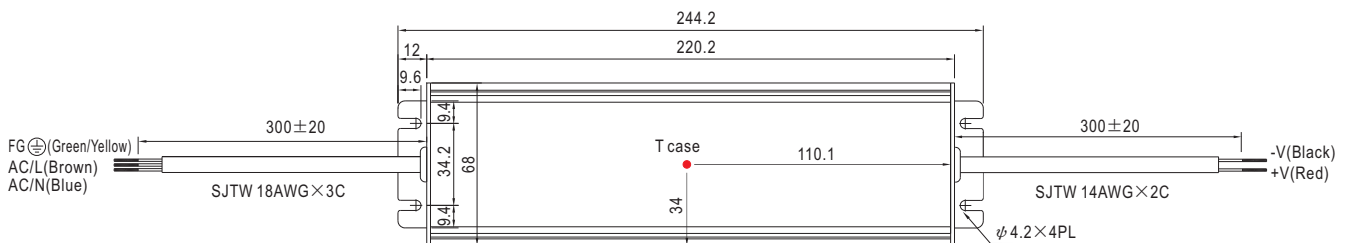
AC Input Terminal Pin No. Assignment

Pin No.	Assignment
1	FG \perp
2	AC/L
3	AC/N

DC Output Terminal Pin No. Assignment

Pin No.	Assignment
1	-V
2	+V

D Type(option):(HLG-240-_D)

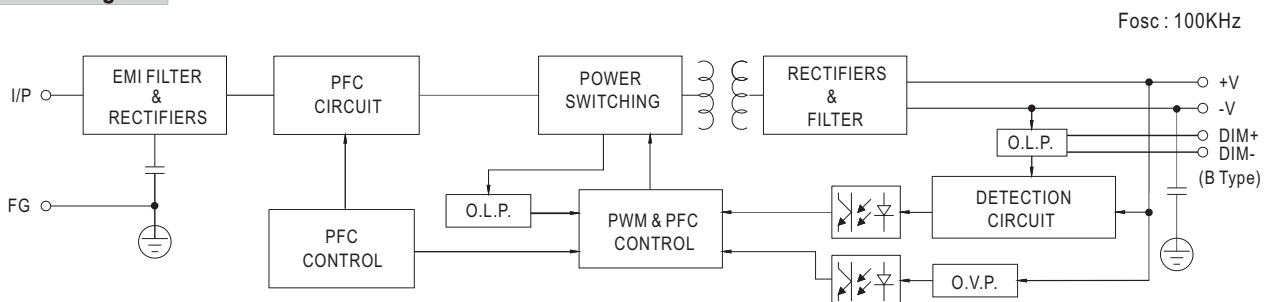


※ T case: Max. Case Temperature.

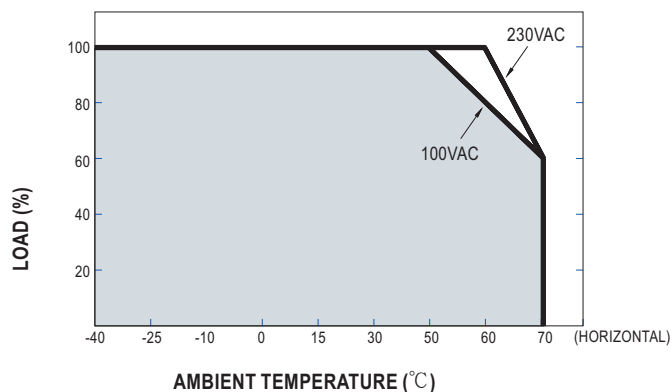


※ IP67 rated. Timer dimming function, contact MEAN WELL for details.

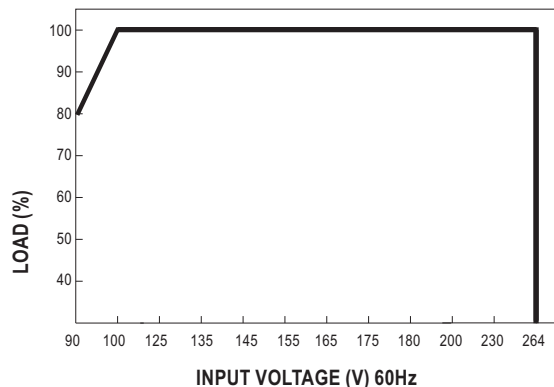
Block Diagram



Derating Curve

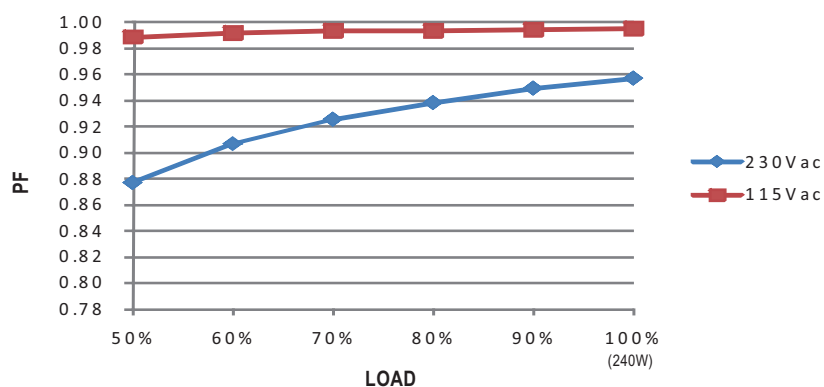


Static Characteristics



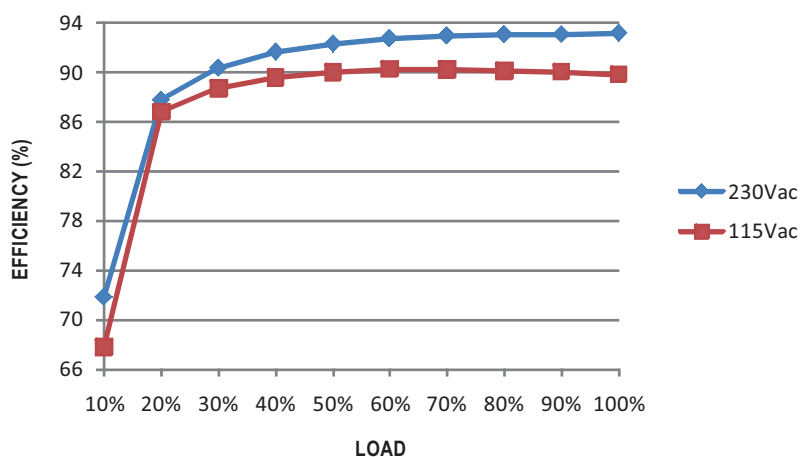
Power Factor Characteristic

Constant Current Mode



EFFICIENCY vs LOAD (48V Model)

HLG-240 series possess superior working efficiency that up to 94% can be reached in field applications.

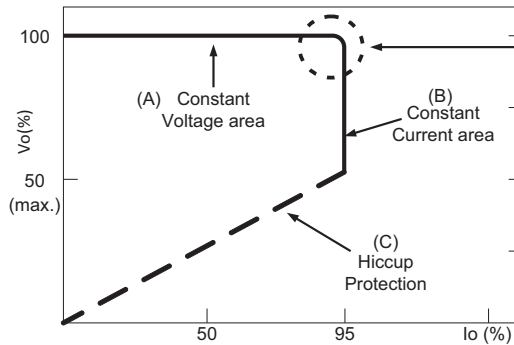


DRIVING METHODS OF LED MODULE

There are two major kinds of LED drive method "direct drive" and "with LED driver".

A typical LED power supply may either work in "constant voltage mode (CV) or constant current mode (CC)" to drive the LEDs.

Mean Well's LED power supply with CV+ CC characteristic can be operated at both CV mode (with LED driver, at area (A) and CC mode (direct drive, at area (B).

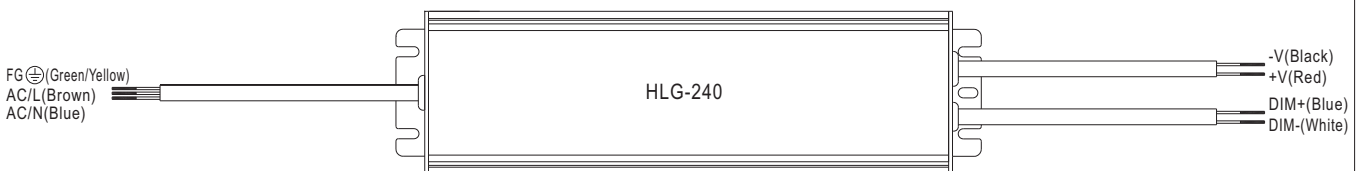


Typical LED power supply I-V curve

In the constant current region, the highest voltage at the output of the driver depends on the configuration of the end systems.

Should there be any compatibility issues, please contact MEAN WELL.

DIMMING OPERATION (for B-type only)



※ Built-in 3 in 1 dimming function, IP67 rated. Output constant current level can be adjusted through output cable by connecting a resistance or 1 ~ 10Vdc or 10V PWM signal between DIM+ and DIM-.

※ Please DO NOT connect "DIM-" to "-V".

※ Reference resistance value for output current adjustment (Typical)

Resistance value	Single driver	10KΩ	20KΩ	30KΩ	40KΩ	50KΩ	60KΩ	70KΩ	80KΩ	90KΩ	100KΩ	OPEN
	Multiple drivers (N=driver quantity for synchronized dimming operation)	10KΩ/N	20KΩ/N	30KΩ/N	40KΩ/N	50KΩ/N	60KΩ/N	70KΩ/N	80KΩ/N	90KΩ/N	100KΩ/N	-----
Percentage of rated current		10%	20%	30%	40%	50%	60%	70%	80%	90%	100%	95%~108%

※ 1 ~ 10V dimming function for output current adjustment (Typical)

Dimming value	1V	2V	3V	4V	5V	6V	7V	8V	9V	10V	OPEN
Percentage of rated current	10%	20%	30%	40%	50%	60%	70%	80%	90%	100%	95%~108%

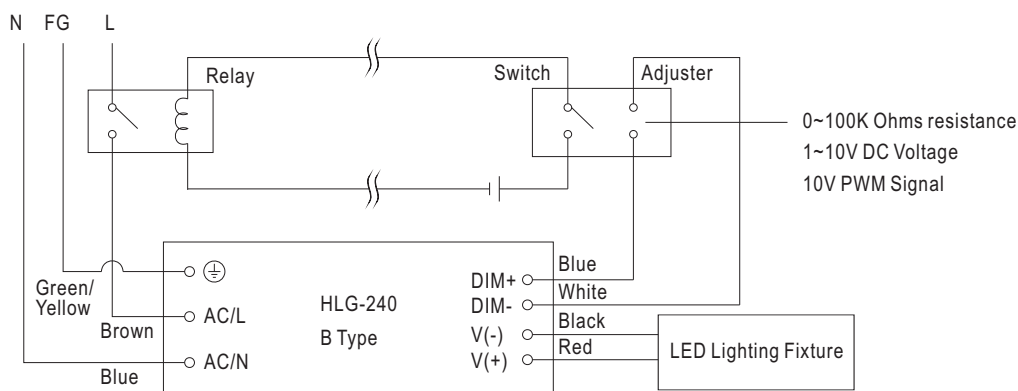
※ 10V PWM signal for output current adjustment (Typical): Frequency range :100Hz ~ 3KHz

Duty value	10%	20%	30%	40%	50%	60%	70%	80%	90%	100%	OPEN
Percentage of rated current	10%	20%	30%	40%	50%	60%	70%	80%	90%	100%	95%~108%

※Using the built-in dimming function on B-type model can't turn the lighting fixture totally dark. Please refer to the connection method below to achieve 0% brightness of the lighting fixture connecting to the LED power supply unit.

※Direct connecting to LEDs is suggested, but is not suitable for using additional drivers.

Dimming connection diagram for turning the lighting fixture ON/OFF :



Using a switch and relay can turn ON/OFF the lighting fixture.

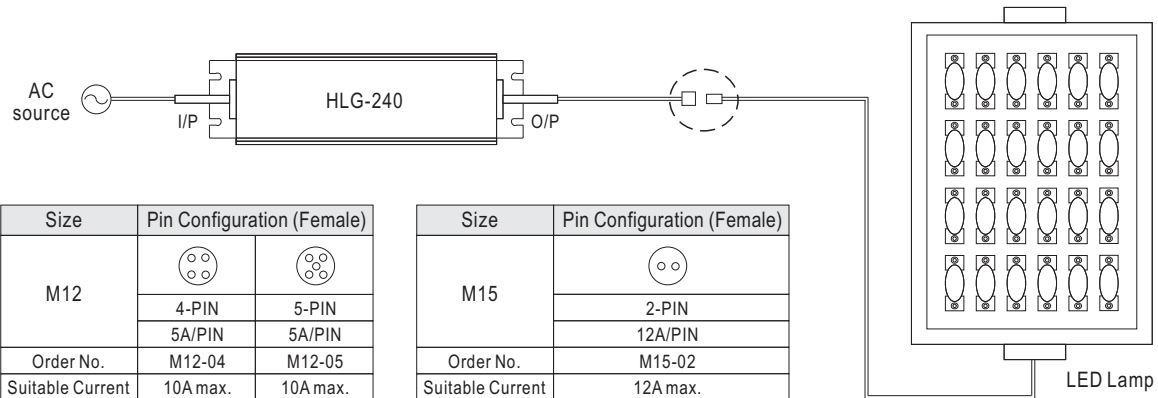
1. Output constant current level can be adjusted through output cable by connecting a resistance or 1~10Vdc or 10V PWM signal between DIM+ and DIM-.

2. The LED lighting fixture can be turned ON/OFF by the switch.

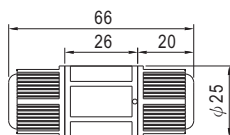
■ WATERPROOF CONNECTION

◎ Waterproof connector

Waterproof connector can be assembled on the output cable of HLG-240 to operate in dry/wet/damp or outdoor environment.



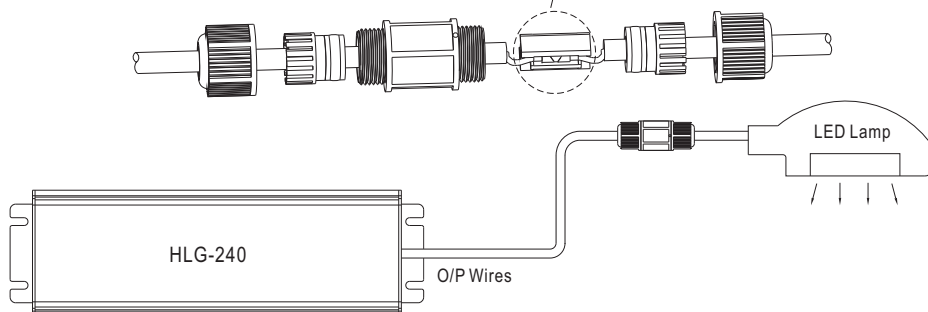
◎ Cable Joiner



CJ04-1 suitable for 14AWG~16AWG
CJ04-2 suitable for 18AWG~22AWG



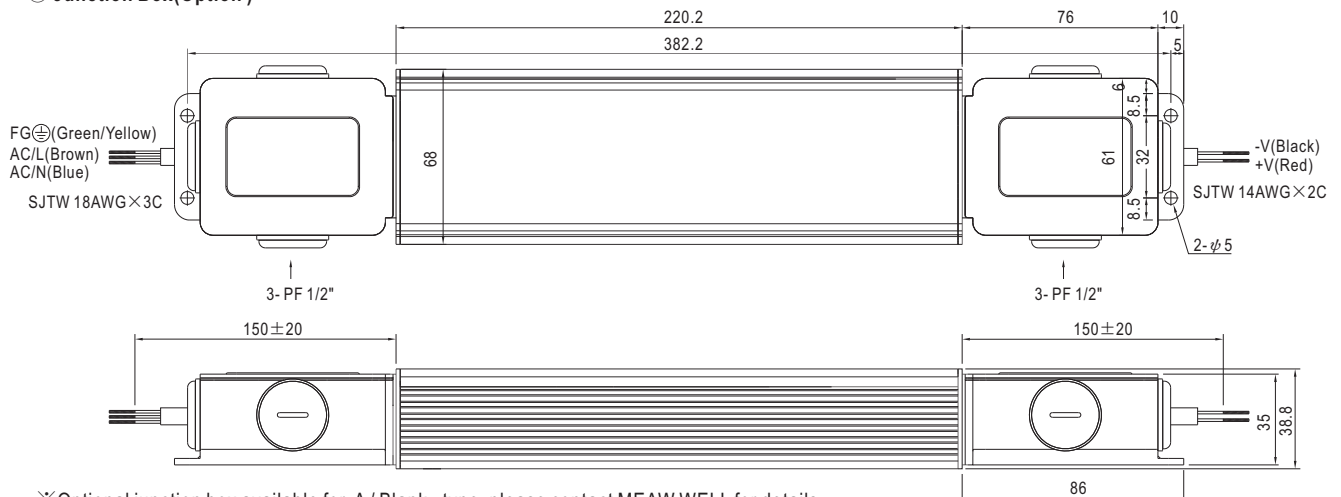
Up to four wires can be connected through this cable joiner by soldering or clamping by tools.



※CJ04 cable joiner can be purchased independently for user's own assembly.

MEAN WELL order No. : CJ04-1, CJ04-2.

◎ Junction Box(Optional)



※Optional junction box available for A / Blank - type, please contact MEAW WELL for details.

Mouser Electronics

Authorized Distributor

Click to View Pricing, Inventory, Delivery & Lifecycle Information:

Mean Well:

[HLG-240-12A](#) [HLG-240-15A](#) [HLG-240-20A](#) [HLG-240-24A](#) [HLG-240-30A](#) [HLG-240-36A](#) [HLG-240-42A](#) [HLG-240-48A](#) [HLG-240-54A](#) [HLG-240-12](#) [HLG-240-12B](#) [HLG-240-12C](#) [HLG-240-15](#) [HLG-240-15B](#) [HLG-240-15C](#) [HLG-240-20](#) [HLG-240-20B](#) [HLG-240-20C](#) [HLG-240-24](#) [HLG-240-24B](#) [HLG-240-24C](#) [HLG-240-30](#) [HLG-240-30B](#) [HLG-240-30C](#) [HLG-240-36](#) [HLG-240-36B](#) [HLG-240-36C](#) [HLG-240-42](#) [HLG-240-42B](#) [HLG-240-42C](#) [HLG-240-48](#) [HLG-240-48B](#) [HLG-240-48C](#) [HLG-240-54](#) [HLG-240-54B](#) [HLG-240-54C](#)