THIS DRAWING IS UNPUBLISHED. RELEASED FOR PUBLICATION MAR ,1988.
© COPYRIGHT 1988 BY TYCO ELECTRONICS CORPORATION. ALL RIGHTS RESERVED.

LOC	DIST
J	

REVISIONS 変更

P	LTR	DESCRIPTION	DATE	DWN	APVD
	F	REVISED ECR-10-015959	06DEC10	AZ	MW

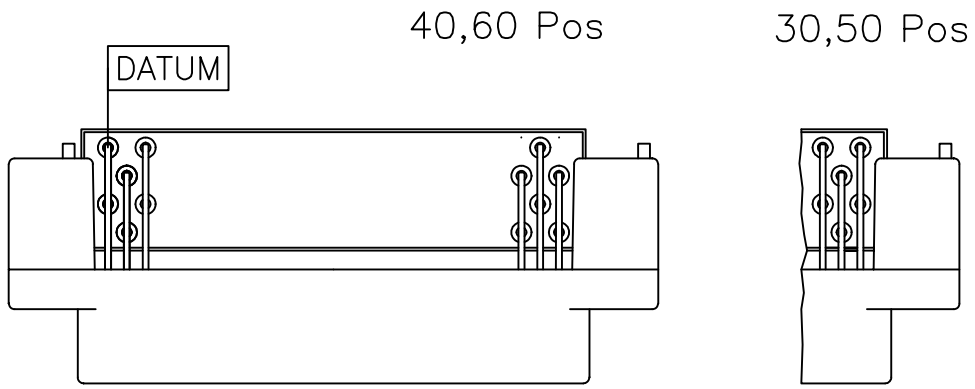

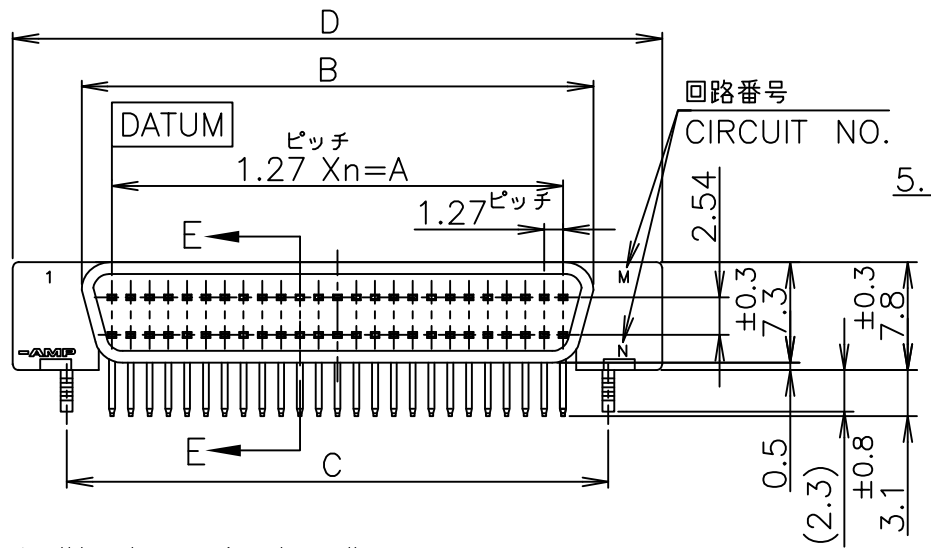

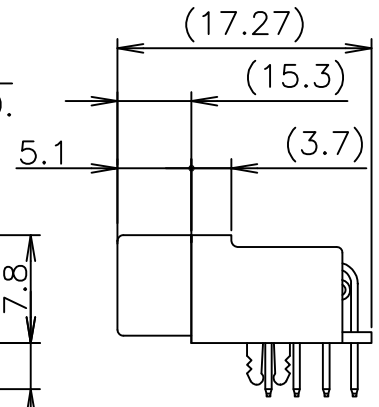

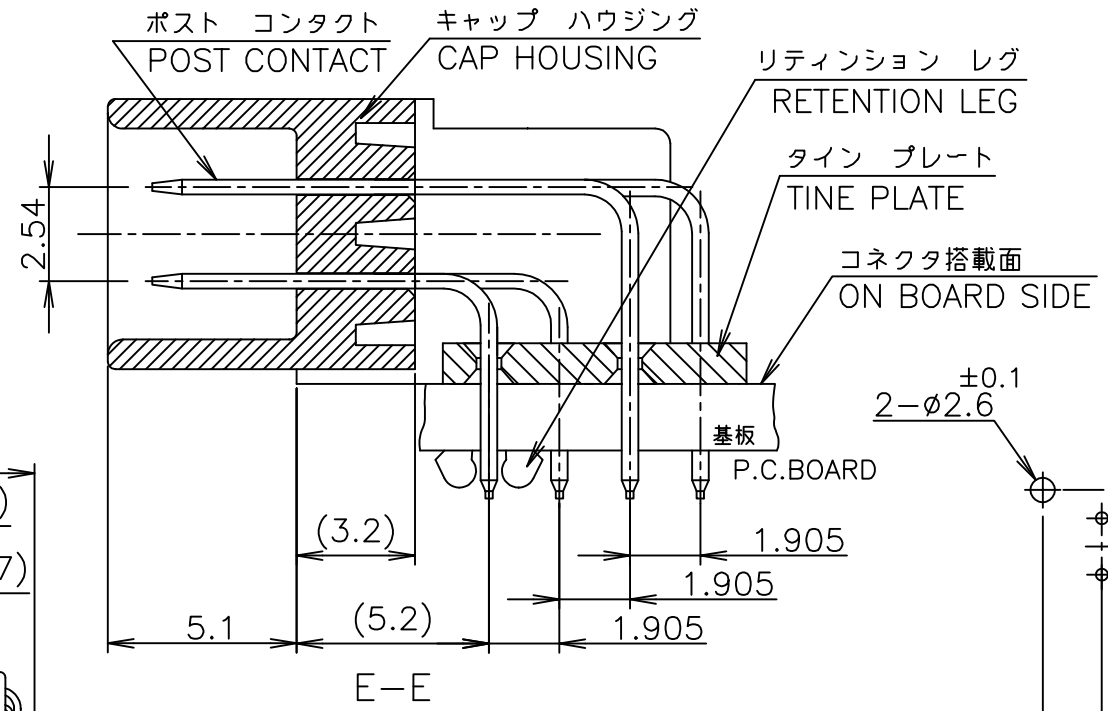

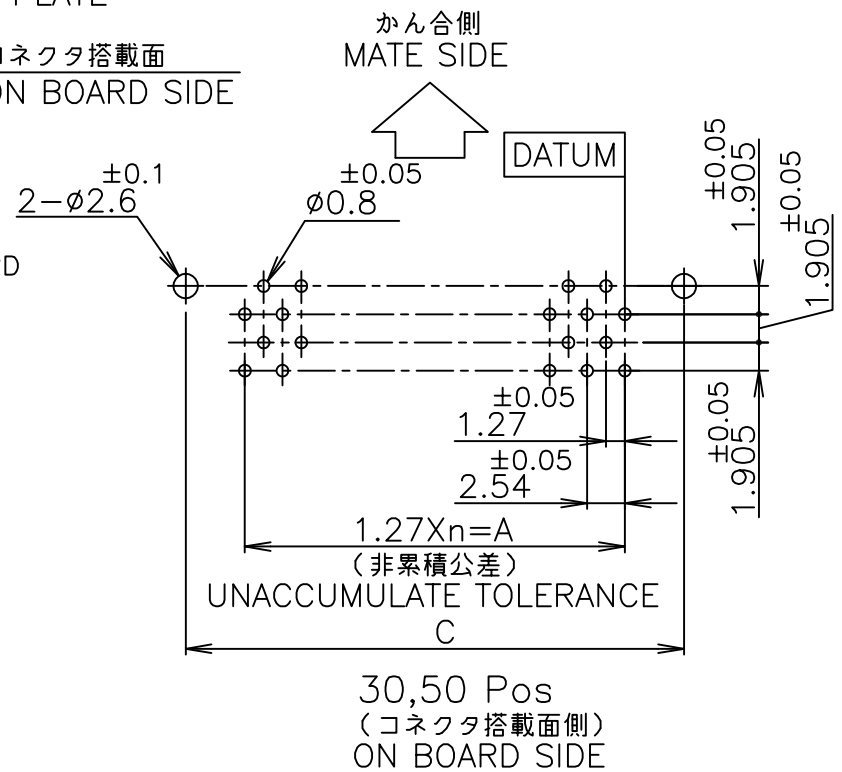

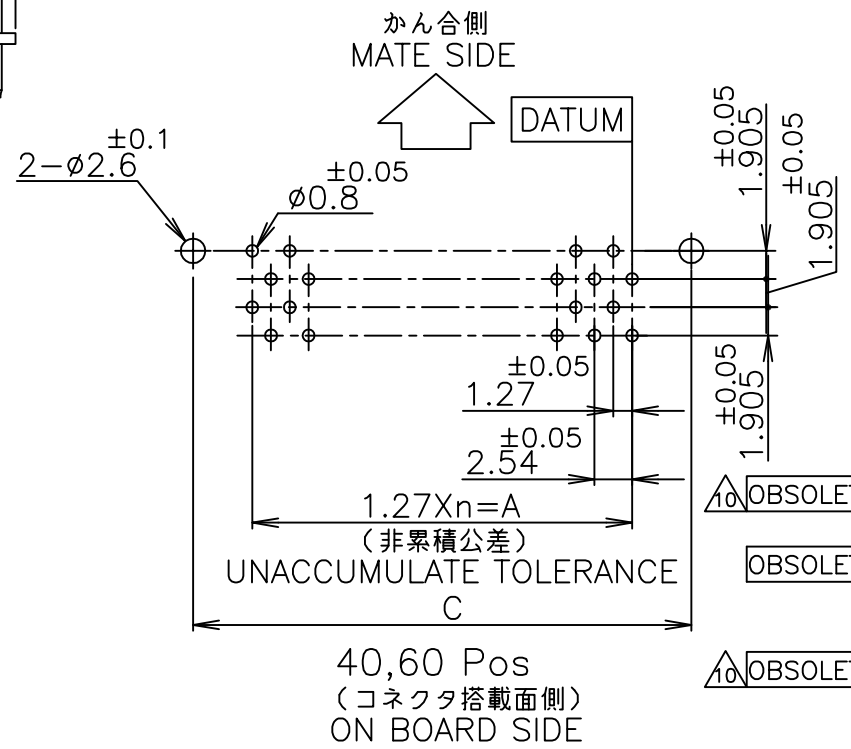

1 基板の表面はレジスト処理を施すこと。
2 基板の穴寸法は、コネクタ搭載面側から示す。
3 基板及びコネクタのn数は DATUM 位置から数える。
4 リテンションレグは半田付前の基板へのコネクター仮止を役目とする。
5 ハウジング材料：P.B.T樹脂（94V-0）,色：黒色
6 コンタクト材料：燐青銅
7 コンタクト表面仕上：1.27μ MIN厚の全面ニッケル下地めっき上に接触部分は0.76μ MIN.
又は0.2μ MIN厚の金めっき、半田付部分は1μ MIN厚のすずめっき
8 リテンションレグ表面仕上：1μ MIN厚の全面ニッケル下地めっき上に2μ MIN
厚のすずめっき
9 リテンションレグ材料：黄銅

1 USE A P.C.B. WHOSE ARE TREATED WITH SOLDER RESIST.
2 SHOW P.C.B LAYOUT FROM ON BOARD SURFACE SIDE.
3 NUMBER THE CONTACT IN THE P.C.B OR CONNECTOR
CONSECUTIVEELY FROM "DATUM" SIDE.
4 THE RETENTION LEG IS A TEMPORARY FIX BEFORE SOLDERING
5 HOUSING MATERIAL : P.B.T(UL94V-0) / BLACK
6 CONTACT MATERIAL : PHO-BRONZE
7 CONTACT FINISH : NICKEL 0.00127 MIN THK. OVERALL SELECTIVE GOLD 0.00076 MIN
OR 0.0002 MIN. THK ON CONTACT AREA AND TIN 0.001 MIN
THK. ON TINE AREA.
8 RETENTION LEG FINISH:0.002 MIN TIN PL. OVER 0.001 MIN NICKEL PL.
9 RETENTION LEG MATERIAL:BRASS
10 OBSOLETE PARTS: OBSOLETE CIS STREAMLINING PER D.RENAUD/D.SINISI

10 OBSOLETE	Au PL. 0.00076 MIN.	6-	-4	60	29	36.83	42.80	44.23	48.14
		6-	-3	50	24	30.48	36.45	37.88	41.79
OBSOLETE		6-	-2	40	19	24.13	30.10	31.53	35.44
		6-	-1	30	14	17.78	23.75	25.18	29.09
	Au PL. 0.0002 MIN.		-4	60	29	36.83	42.80	44.23	48.14
10 OBSOLETE			-3	50	24	30.48	36.45	37.88	41.79
			-2	40	19	24.13	30.10	31.53	35.44
		174218-	-1	30	14	17.78	23.75	25.18	29.09
	REMARK	PART NUMBER		POS	n	A	B	C	D

鉛フリー
LEAD FREE

GENERAL TOLERANCE
一般公差
10≧ : ±0.2
30≧ > 10 : ±0.25
100≧ > 30 : ±0.3
ANGLES : ±3°

THIS DRAWING IS A CONTROLLED DOCUMENT.

DIMENSIONS: 単位： 耗 MM

TOLERANCES UNLESS OTHERWISE SPECIFIED: 一般公差
0 PLC ±
1 PLC ±
2 PLC ±
3 PLC ±
4 PLC ±
ANGLES ±

MATERIAL 材料: SEE NOTE 5 6 9

FINISH 仕上: SEE NOTE 7 8

DWN MIURA 25MAR88
CHK Y.KASHIWA 18OCT88
APVD R.NISHIMURA 18OCT88
PRODUCT SPEC 製品規格
APPLICATION SPEC 取付適用規格
WEIGHT

Tyco Electronics
Tyco Electronics AMP K.K.
Kawasaki.Japan

NAME 名称: CAP ASS'Y (HORIZONTAL/W/LEG)
AMPLIMITE 050 SERIES I B-TO-B CONN.

SIZE A3 | CAGE CODE 00779 | DRAWING NO 番号 C-174218 | RESTRICTED TO

CUSTOMER DRAWING | SCALE 尺度 2:1 | SHEET 1 OF 1 | REV F

AMP 1470-19 REV 31MAR2000