


# SMT MICRO BOARD STACKER

(0.80 mm) .0315" PITCH • AW SERIES



**AW**  
Mates:  
CLE

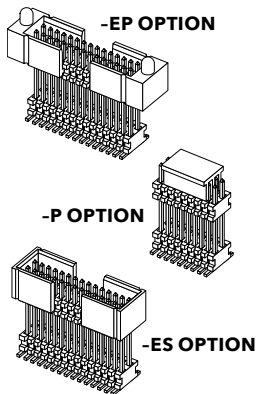
## SPECIFICATIONS

**Insulator Material:**  
Top: Black LCP  
Bottom: Natural LCP  
**Terminal Material:**  
Phosphor Bronze  
**Plating:**  
Au over 50  $\mu$ " (1.27  $\mu$ m) Ni  
**Operating Temp Range:**  
-55 °C to +125 °C

## PROCESSING

**Lead-Free Solderable:**  
Yes  
**SMT Lead Coplanarity:**  
(0.10 mm) .004" max (05-40)  
(0.15 mm) .006" max (41-90)\*  
\*(.004" stencil solution  
may be available; contact  
ipg@samtec.com)

## OPTIONS



**Notes:**  
For added mechanical stability, Samtec recommends mechanical board spacers be used in applications with gold or selective gold plated connectors.  
Contact ipg@samtec.com for more information.

Some lengths, styles and options are non-standard, non-returnable.

AW	NO. PINS PER ROW	03	PLATING OPTION	D	STACKER HEIGHT	POST HEIGHT	OTHER OPTION
----	------------------	----	----------------	---	----------------	-------------	--------------

05 thru 90

**-G**  
= 10  $\mu$ "  
(0.25  $\mu$ m)  
Gold

**-"XXX"**  
= Stacker Height  
(in inches)  
(3.09 mm)  
.122" to  
(5.84 mm)  
.230"

Example:  
-175  
= (4.45 mm)  
.175"

**-"XXX"**  
= Post Height  
(in inches)  
(1.91 mm)  
.075"  
minimum

Example:  
-075  
= (1.91 mm)  
.075"

**-ES**  
= End Shroud  
11 pins/row min.  
(-075 Post Height only)

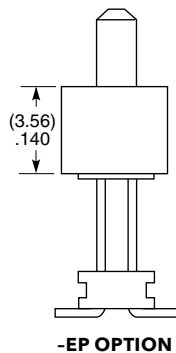
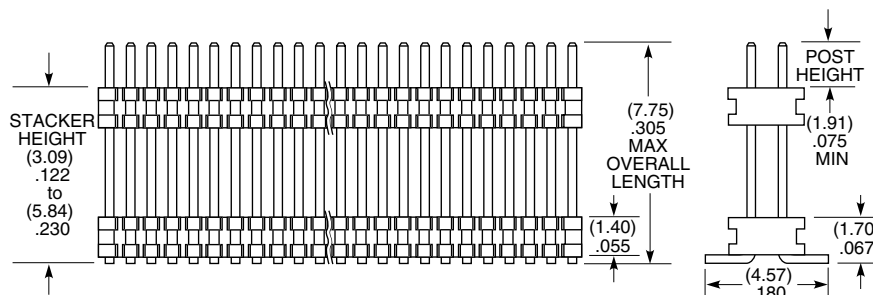
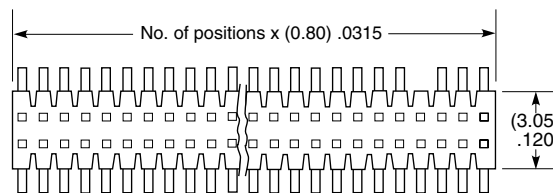
**-EP**  
= End Shroud with Guide Post  
(-075 Post Height only)  
11 pins/row min.

**-A**  
= Alignment Pin  
(4 positions min.)  
(Available for board stacks between  
(4.06 mm) .160" to  
(5.84 mm) .230")  
(Metal or plastic at Samtec discretion.)

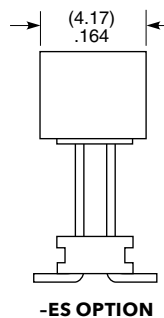
**-P**  
= Pick & Place Pad  
(8 positions min.)

**-TR**  
= Tape & Reel  
(84 positions max.)

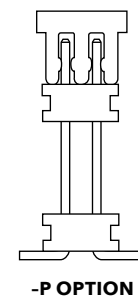
**-FR**  
= Full Reel  
Tape & Reel  
(must order max. quantity per reel; contact Samtec for quantity breaks)  
(84 positions max.)



-EP OPTION



-ES OPTION



-P OPTION