THIS DRAWING IS UNPUBLISHED. RELEASED FOR PUBLICATION AUG ,1989.
© COPYRIGHT 1989 By – ALL RIGHTS RESERVED.

LOC	DIST
J	–

REVISIONS 変更

P	LTR	DESCRIPTION	DATE	DWN	APVD
	A1	REVISED ECR-12-013273	26MAR13	K.M	E.T

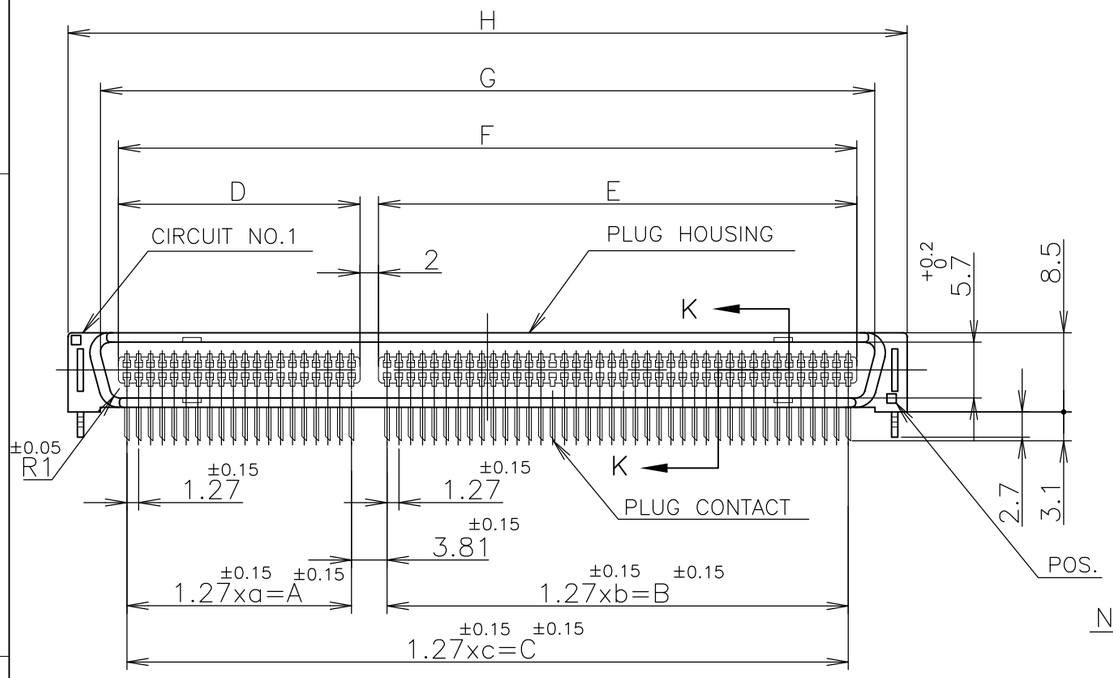

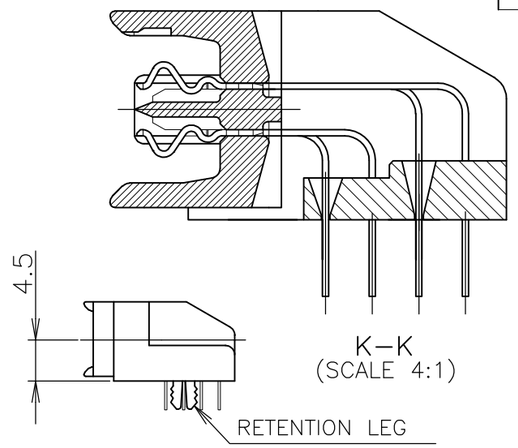

1. MATERIAL: HOUSING, TINE PLATE
   THERMOPLASTIC (UL 94V–0) BLACK.
   CONTACT: COPPER ALLOY
   RETENTION LEG: COPPER ALLOY
2. FINISH: Au AT CONTACT AREA,
   FOR 2– –1 0.76 um MIN
   OTHERS 0.3 um MIN
   TIN AT TINE, OVER Ni
   RETENTION LEG: TIN, OVER Ni

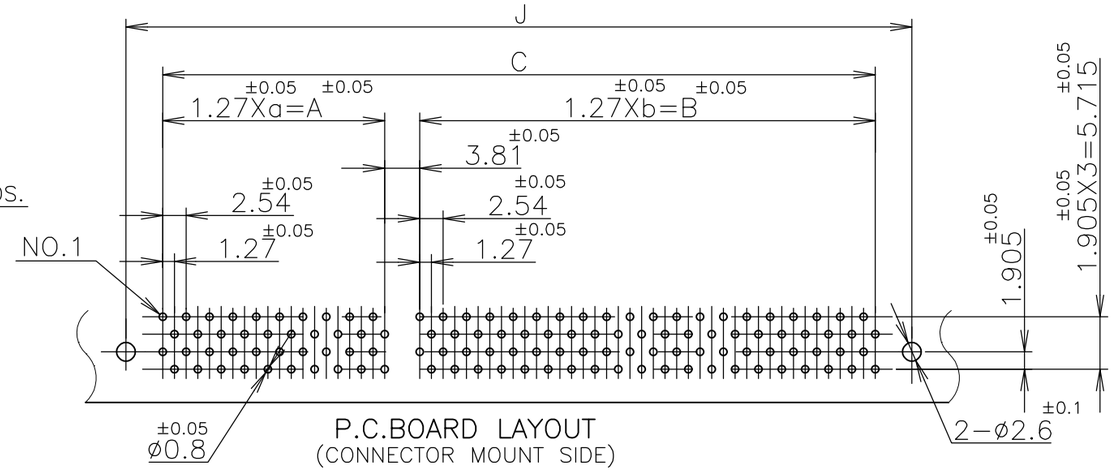

P.C.BOARD LAYOUT
(CONNECTOR MOUNT SIDE)

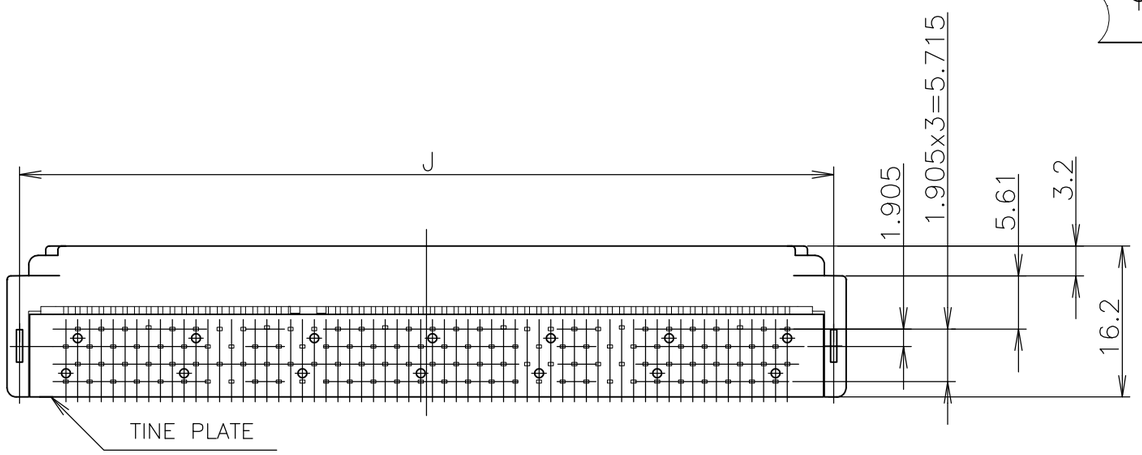

A1 OBSOLETE	~~40~~	~~–//–~~	~~–//–~~	~~–//–~~	~~–//–~~	~~19~~	~~24.13~~	~~–//–~~	~~–//–~~	~~25.93~~	~~29.37~~	~~36.75~~	~~34.1~~	~~2–5176381–1~~
	180	39	49.53	49	62.23	–//–	115.57	51.33	64.03	117.37	120.81	128.19	125.54	–8
	160	29	36.83	49	62.23	–//–	102.87	38.63	64.03	104.67	108.11	115.49	112.84	–7
	140	29	36.83	39	49.53	–//–	90.17	38.63	51.33	91.97	95.41	102.79	100.14	–6
	120	19	24.13	39	49.53	–//–	77.47	25.93	51.33	79.27	82.71	90.09	87.44	–5
	100	–//–	–//–	–//–	–//–	49	62.23	–//–	–//–	64.03	67.47	74.85	72.2	–4
	80	–//–	–//–	–//–	–//–	39	49.53	–//–	–//–	51.33	54.77	62.15	59.5	–3
	60	–//–	–//–	–//–	–//–	29	36.83	–//–	–//–	38.63	42.07	49.45	46.8	–2
	40	–//–	–//–	–//–	–//–	19	24.13	–//–	–//–	25.93	29.37	36.75	34.1	5176381–1
	POS	a	A	b	B	c	C	D	E	F	G	H	J	P/N

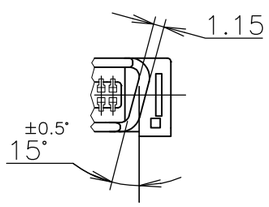

GENERAL TOLERANCE
一般公差
10 ≧ : ±0.2
30≧ > 10: ±0.25
100 ≧ > 30: ±0.3
ANGLES: ±3°

THIS DRAWING IS A CONTROLLED DOCUMENT.

DIMENSIONS: 単位： 粍 mm

TOLERANCES UNLESS OTHERWISE SPECIFIED: 一般公差

0 PLC	±
1 PLC	±
2 PLC	±
3 PLC	±
4 PLC	±
ANGLES	±

MATERIAL 材料 1

FINISH 仕上 2

DWN	T.KAWAMAE	09JUN04
CHK	I. ENOMOTO	09JUN04
APVD	I. ENOMOTO	09JUN04
PRODUCT SPEC 製品規格	108–60042	
APPLICATION SPEC 取付適用規格		
WEIGHT		

TE Connectivity

NAME 名称: AMP FH CONNECTOR PLUG WITH RETENTION–LEG (HORIZONTAL)

SIZE	CAGE CODE	DRAWING NO 番号	RESTRICTED TO
A3	00779	C–5176381	

CUSTOMER DRAWING

SCALE 尺度	SHEET	REV
NTS	1 OF 1	A1