

POWER RELAY

1 POLE - High Capacity 32A Type

FTR-K3-PV Series

■ FEATURES

- 1 pole, 32A
 - 1 form A contact
 - Wide contact gap: 1.5mm
(Compliant with European photovoltaic standard VDE0126)
 - High insulation in small package (between coil and contacts)
 - Dielectric strength: AC 4,000V
 - Surge strength: 6,000V
 - Low coil power consumption: 1,200mW
 - Coil holding voltage can be reduced up to 35% of nominal coil voltage (ambient temperature; +20 °C, contact current; 32A)
Power consumption at the lowest coil holding voltage; 147mW
* Coil holding voltage is the coil voltage after 100ms of applied nominal coil voltage
 - Plastic materials: Flammability; UL94 V-0
 - Cadmium-free contacts
 - Flux free, cat. RTII protection
 - RoHS compliant.
- Please see page 6 for more information



■ PARTNUMBER INFORMATION

[Example] FTR-K3 A B 012 W - PV
 (a) (b) (c) (d) (e) (f)

(a)	Relay type	FTR-K3 : FTR-K3-Series
(b)	Contact configuration	A : 1 form A / PCB type
(c)	Coil power	B : Standard (1,200mW)
(d)	Coil rated voltage	012 : 5.....48 VDC Coil rating table at page 3
(e)	Contact material	W : Silver alloy
(f)	Option code	PV : High current (32A) / contact gap 1.5mm

E.g.: Ordering code: FTR-K3AB012W-PV

Actual marking: K3AB012W-PV

FTR-K3-PV SERIES

■ SPECIFICATION

Item		FTR-K3 high capacity type
Contact Data	Configuration	1 form A
	Material	Silver alloy
	Resistance (initial)	Max. 100 mΩ at 6VDC, 1A
	Contact rating (resistive)	32A, 250VAC
	Max. carrying current	32A
	Max. switching voltage	250VAC
	Max. switching power	8,000VA
	Max. switching current	32A
	Min. switching load *1	100mA, 5VDC (reference value)
Life	Mechanical	Min. 1 x 10 ⁶ operations
	Electrical (resistive)	32A / 250VAC, min. 30 x 10 ³ operations
	Electrical (inductive)	Endurance: 32A, 250VAC, cos φ = 0.8, min. 30 x 10 ³ operations Overload: 48A, 250VAC, cos φ = 0.8, min. 50 operations
Coil Data	Rated power (at 20 °C)	1,200mW
	Operate power (at 20 °C)	588mW
	Coil power at holding voltage	147mW (35% of nominal coil voltage)
	Holding voltage range *2	35~120% of nominal coil voltage (32A at + 20 °C) 45~80% of nominal coil voltage (32A at + 85 °C)
	Operating temperature range	-40 °C to +60 °C (coil nominal voltage) -40 °C to +85 °C (holding voltage; 45~80% of nominal coil voltage)
Timing Data	Operate (at nominal voltage)	Max. 20ms (without bounce)
	Release (at nominal voltage)	Max. 10ms (no diode, without bounce)
Insulation	Contact gap (initial)	Min. 1.5mm
	Resistance	Min. 1,000MΩ at 500VDC
	Dielectric strength	Open contacts 2,500VAC (50/60Hz) 1min
		Contacts to coil 4,000VAC (50/60Hz) 1min
	Surge strength	Contacts to coil 6,000V / 1.2 x 50μs standard wave
	Clearance / creepage	Min. 6.0mm / min. 8.0mm
	EN61810-1, VDE0435	Voltage 250VAC
		Pollution degree 3
		Material group IIIa
Other	Vibration resistance	Misoperation 10 to 55 to 10Hz single amplitude 0.75mm
		Endurance 10 to 55 to 10Hz single amplitude 0.75mm
	Shock	Misoperation Min. 200m/s ² (11 ± 1ms)
		Endurance Min. 1,000m/s ² (6 ± 1ms)
	Weight	Approximately 26g

*1 Minimum switching loads mentioned above are reference values. Please perform the confirmation test with actual load before production since reference values may vary according to switching frequencies, environmental conditions and expected reliability levels.

*2 Coil holding voltage is the coil voltage after 100ms of applied nominal coil voltage.

■ Care shall be taken on the heat generated on PC board when maximum carrying current exceeds 10A.
Please perform the confirmation test with actual conditions.

FTR-K3-PV SERIES

■ COIL RATING

Coil Code	Rated Coil Voltage (VDC)	Coil Resistance +/- 10% (Ohm)	Must Operate Voltage (VDC) * ₁	Must Release Voltage (VDC) * ₁	Min. Non Release Voltage (VDC) * ₁	Rated Power (mW)
005	5	21	3.5	0.5	1.75	1,200 (147)* ₂
006	6	30	4.2	0.6	2.1	
009	9	68	6.3	0.9	3.15	
012	12	120	8.4	1.2	4.2	
018	18	270	12.6	1.8	6.3	
024	24	480	16.8	2.4	8.4	
048	48	1,920	33.6	4.8	16.8	

Note: All values in the table are valid for 20°C and zero contact current.

*₁ Specified operate values are valid for pulse wave voltage.

*₂ This value is the coil power at 35% of nominal voltage at 20°C.

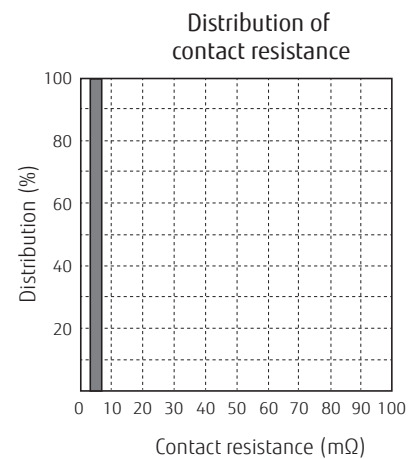
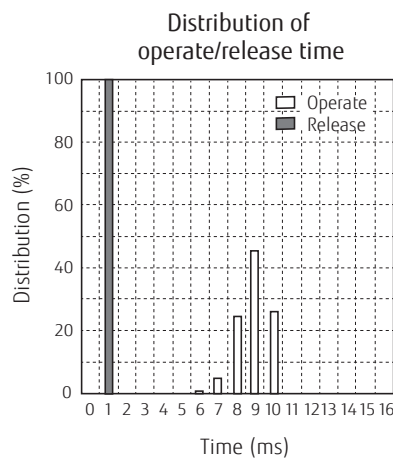
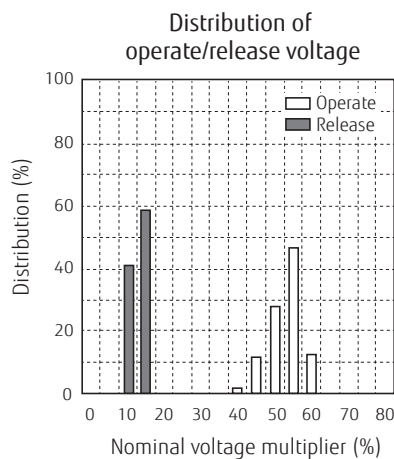
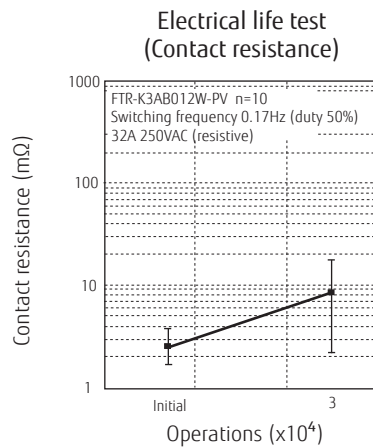
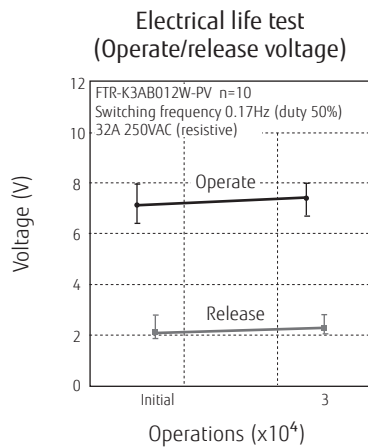
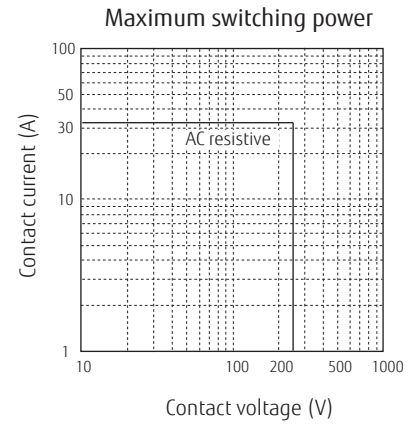
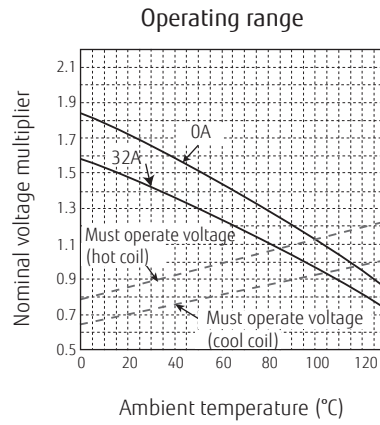
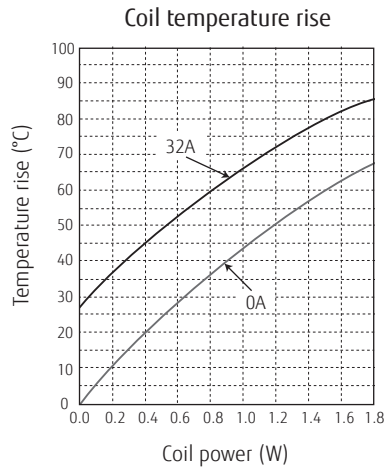
■ Please use at rated coil voltage. Please refer to characteristic data and set up adequate voltage in case of use at over voltage.

■ SAFETY STANDARDS

Type	Compliance	Contact rating
UL	UL 508 CSA 22.2 No.14 (cULus) E63614	Flammability: UL 94-V0 (plastics)
		32A, 277VAC (General use at +85 °C) 1hp 125VAC (at +60°C) 2hp 277VAC (at +60°C, 100K operations)
VDE	IEC/EN61810-1	32A, 250VAC (cos φ = 0.8 at +85 °C)

■ CHARACTERISTIC DATA

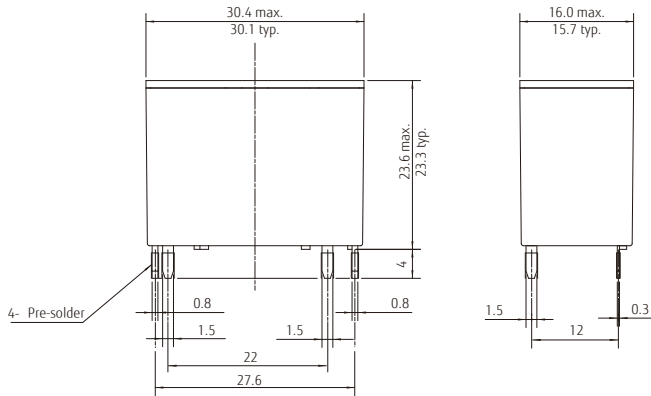
(Characteristic data is not guaranteed value but measured values of samples from production line.)



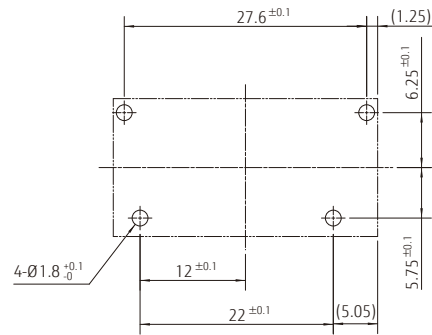
FTR-K3-PV SERIES

■ DIMENSIONS

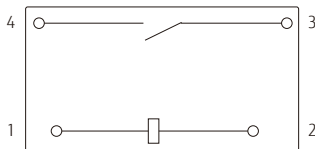
● Dimensions



● PC board mounting hole layout (BOTTOM VIEW)



● Schematics (BOTTOM VIEW)



- Dimensions of the terminals do not include thickness of pre-solder.
- Tolerance of PC board mounting hole layout : ± 0.1 unless otherwise specified.

Unit; mm
(): Reference

Cautions

- All values mentioned in this datasheet are provided under ideal conditions. Please perform the confirmation test before actual use.
- Reflow soldering is prohibited.
- Do not use relays in the atmosphere with sulfide gas, chloride gas or nitric oxide. Contact resistance may increase.
- Do not use silicon or silicon-containing product or materials near relays. It may cause contact failure.

RoHS Compliance and Lead Free Information

1. General Information

- All signal and power relays produced by Fujitsu Components are compliant with RoHS directive 2002/95/EC including amendments.
- Cadmium as used in electrical contacts is exempted from the RoHS directives on October 21st, 2005. (Amendment to Directive 2002/95/EC)
- All of our signal and power relays are lead-free. Please refer to Lead-Free Status Info for older date codes at: <http://www.fujitsu.com/us/downloads/MICRO/fcai/relays/lead-free-letter.pdf>
- Lead free solder plating on relay terminals is Sn-3.0Ag-0.5Cu, unless otherwise specified. This material has been verified to be compatible with PbSn assembly process.

2. Recommended Lead Free Solder Profile

- Recommended solder Sn-3.0Ag-0.5Cu.

Flow Solder condition:

Pre-heating: maximum 120°C within 90 sec.
Soldering: dip within 5 sec. at 255°C±5°C solder bath
Relay must be cooled by air immediately after soldering

Solder by Soldering Iron:

Soldering Iron 30-60W
Temperature: maximum 350-360°C
Duration: maximum 3 sec.

We highly recommend that you confirm your actual solder conditions

3. Moisture Sensitivity

- Moisture Sensitivity Level standard is not applicable to electromechanical relays, unless otherwise indicated.

4. Tin Whiskers

- Dipped SnAgCu solder is known as presenting a low risk to tin whisker development. No considerable length whisker was found by our in house test.

Fujitsu Components International Headquarter Offices

Japan FUJITSU COMPONENT LIMITED Shinagawa Seaside Park Tower 19F, 12-4, Higashi-shinagawa 4-chome, Shinagawa-ku, Tokyo, 140-0002, Japan Tel: (81-3) 3450-1682 Fax: (81-3) 3474-2385 Email: fcl-contact@cs.jp.fujitsu.com Web: www.fujitsu.com/jp/fcl/	Asia Pacific FUJITSU COMPONENTS ASIA, LTD. 102E Pasir Panjang Road #01-01 Citilink Warehouse Complex Singapore 118529 Tel: (65) 6375-8560 Fax: (65) 6273-3021 Email: fcal@sg.fujitsu.com Web: www.fujitsu.com/sg/products/devices/components/	Korea FUJITSU COMPONENTS KOREA LIMITED Alpha Tower #403, 645 Sampyeong-dong, Bundang-gu, Seongnam-si, Gyeonggi-do, 13524 Korea Tel: (82) 31-708-7108 Fax: (82) 31-709-7108 Email: fcal@sg.fujitsu.com www.fujitsu.com/sg/products/devices/components/
North and South America FUJITSU COMPONENTS AMERICA, INC 2290 North First Street, Suite 212 San Jose, CA 95131, USA Tel: (1-408) 745-4900 Fax: (1-408) 745-4970 Email: components@us.fujitsu.com Web: us.fujitsu.com/components	China FUJITSU ELECTRONIC COMPONENTS (SHANGHAI) CO., LTD. Unit 4306, InterContinental Center 100 Yu Tong Road, Shanghai 200070, China Tel: (86-21) 3253 0998 Fax: (86-21) 3253 0997 Email: fcsh@cn.fujitsu.com Web: www.fujitsu.com/cn/products/devices/components/	
Europe FUJITSU COMPONENTS EUROPE B.V. Diamantlaan 25 2132 WV Hoofddorp Netherlands Tel: (31-23) 5560910 Fax: (31-23) 5560950 Email: info@fceu.fujitsu.com Web: www.fujitsu.com/uk/components	Hong Kong FUJITSU COMPONENTS HONG KONG CO., LTD Unit 506, Inter-Continental Plaza No.94 Granville Road, Tsim Sha Tsui, Kowloon, Hong Kong Tel: (852) 2881-8495 Tex: (852) 2894-9512 Email: fcal@sg.fujitsu.com Web: www.fujitsu.com/sg/products/devices/components/	

©2019 Fujitsu Components Europe B.V. All rights reserved. All trademarks or registered trademarks are the property of their respective owners.

The contents, data and information in this datasheet are provided by Fujitsu Component Ltd. as a service only to its user and only for general information purposes. The use of the contents, data and information provided in this datasheet is at the users' own risk. Fujitsu has assembled this datasheet with care and will endeavor to keep the contents, data and information correct, accurate, comprehensive, complete and up to date.

Fujitsu Components Europe B.V. and affiliated companies do however not accept any responsibility or liability on their behalf, nor on behalf of its employees, for any loss or damage, direct, indirect or consequential, with respect to this datasheet, its contents, data, and information and related graphics and the correctness, reliability, accuracy, comprehensiveness, usefulness, availability and completeness thereof.

Nor do Fujitsu Components Europe B.V. and affiliated companies accept on their behalf, nor on behalf of its employees, any responsibility or liability with respect to these datasheets, its contents, data, information and related graphics and the correctness, reliability, accuracy, comprehensiveness, usefulness, availability and completeness thereof. Rev. June 14, 2019

Mouser Electronics

Authorized Distributor

Click to View Pricing, Inventory, Delivery & Lifecycle Information:

Fujitsu:

[FTR-K3AB012W-PV](#) [FTR-K3AB024W-PV](#)