



SOLID-STATE COMP. AUX. SW BL.FR 2NC,
CURR.PATH: 1NC,--,1NC,
F. CONT. RELAYS A. MOTOR CONT.,
SZ S00 AND S0,
SCREW TERMINAL .1 / .2,-- / --,-- / --,.1 / .2

General technical data:		
product brand name		SIRIUS
Acceptability for application		Contactor relay and power contactor
Protection class IP / on the front		IP20
Ambient temperature		
• during storage	°C	-55 ... +80
• during operating	°C	-25 ... +60
Mechanical operating cycles as operating time		
• typical		10,000,000
Electrical operating cycles as operating time / at AC-15 / at 230 V		
• typical		200,000
Contact reliability		one incorrect switching operation of 100 million switching operations (5 V, 1 mA)
Contact reliability / of the auxiliary contacts		one incorrect switching operation of 100 million switching operations (5 V, 1 mA)
Insulation voltage / with degree of pollution 3		
• rated value	V	690
Impulse voltage resistance		
• rated value	kV	6

Auxiliary circuit:

Number of NC contacts / for auxiliary contacts		
• instantaneous switching		2
• lagging switching		0
Number of NO contacts / for auxiliary contacts		
• instantaneous switching		0
• leading switching		0
Operating current / of the auxiliary contacts / at AC-12		
• at 24 V	A	0.3
• at 230 V	A	0
• at 400 V	A	0
• at 690 V	A	0
• maximum	A	0.3
Operating current / of the auxiliary contacts / at AC-14		
• at 125 V	A	0
• at 250 V	A	0
Operating current / of the auxiliary contacts / at AC-15		
• at 24 V	A	0.3
• at 230 V	A	0
• at 690 V	A	0
• at 400 V	A	0
Operating current		
• of the auxiliary contacts / at DC-13		
• at 24 V	A	0.3
• at 60 V	A	0.3
• at 110 V	A	0
• at 220 V	A	0

Installation/mounting/dimensions:

Type of mounting		snap-on mounting
Width	mm	36
Height	mm	37.5
Depth	mm	43.7

Connections:

Design of the electrical connection		
• for auxiliary and control current circuit		screw-type terminals
Type of the connectable conductor cross-section		
• for auxiliary contacts		
• solid		2x (0.5 ... 1.5 mm²), 2x (0.75 ... 2.5 mm²)
• finely stranded		

- with conductor end processing
- for AWG conductors / for auxiliary contacts

2x (0.5 ... 1.5 mm²), 2x (0.75 ... 2.5 mm²)
2x (20 ... 16), 2x (18 ... 14)

Safety-related Parameter:

Product function / mirror contact to IEC 60947-4-1

- comment

Yes

with 3RT2.2

Product function / positively driven operation to IEC 60947-5-1

No

Certificates/approvals:

General Product Approval



CCC



CSA



GOST



UL



EG-Konf.

Declaration of Conformity

Test Certificates

[Special Test Certificate](#)

[Type Test Certificates/Test Report](#)

Shipping Approval



ABS



DNV



GL



LRS



PRS



RINA

Shipping Approval

other



RMRS



VDE

Further information:

Information- and Downloadcenter (Catalogs, Brochures,...)

<http://www.siemens.com/industrial-controls/catalogs>

Industry Mall (Online ordering system)

<http://www.siemens.com/industrial-controls/mall>

Cax online generator:

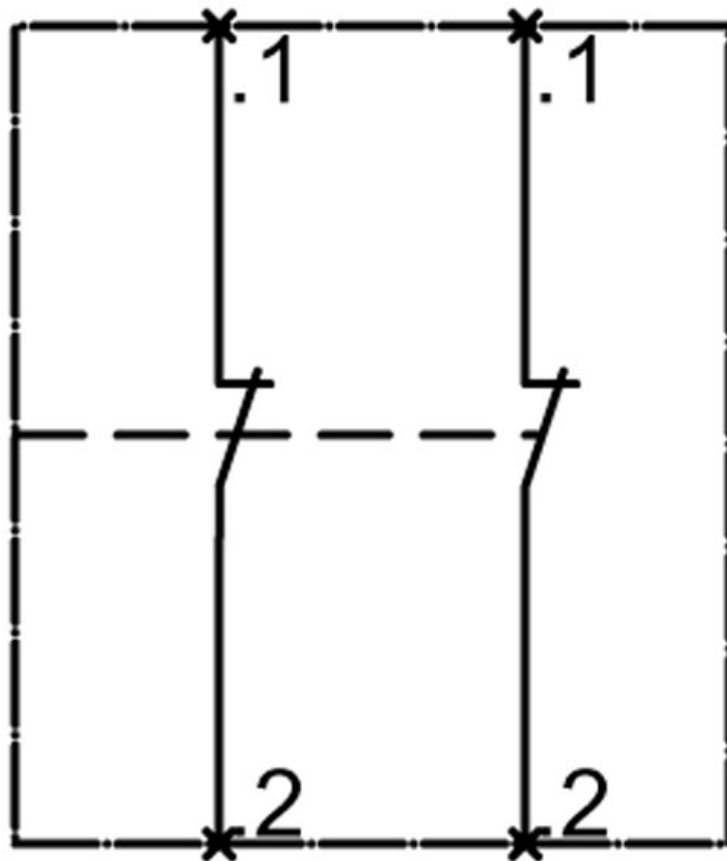
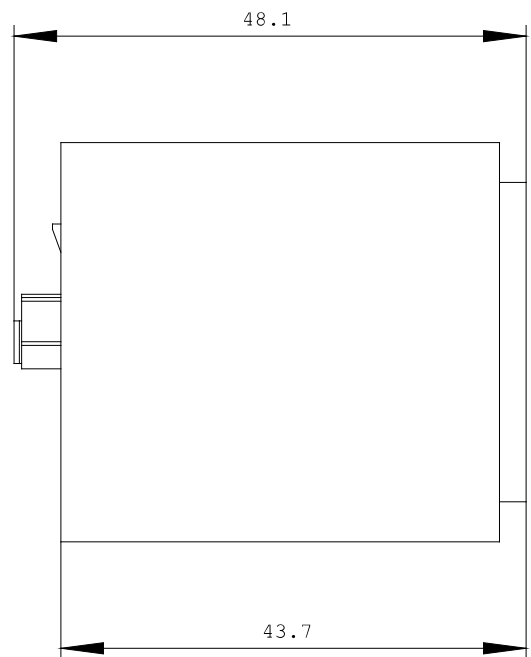
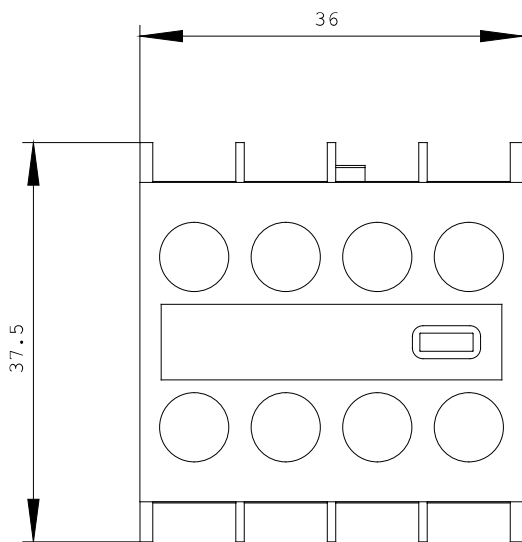
<http://www.siemens.com/cax>

Service&Support (Manuals, Certificates, Characteristics, FAQs,...)

<http://support.automation.siemens.com/WW/view/en/3RH2911-1NF02/all>

Image database (product images, 2D dimension drawings, 3D models, device circuit diagrams, ...)

http://www.automation.siemens.com/bilddb/cax_en.aspx?mlfb=3RH2911-1NF02



last change:

Jul 17, 2012