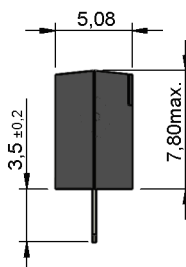
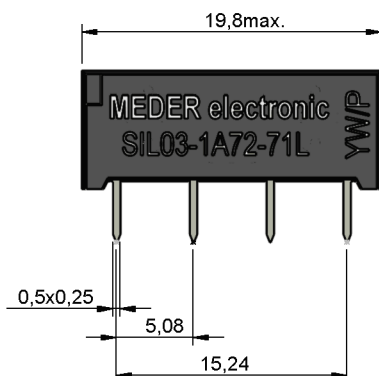

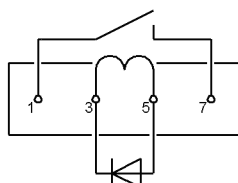


Dimensions mm[inch]

 tolerances acc. to DIN ISO 2768-m
 Toleranzen gem. DIN ISO 2768-m

Isometric

 Scale 2:1
 Maßstab 2:1

Layout

 Top view
 Draufsicht

Marking

 according to EN60062/factory code
 gem. EN60062/Fertigungsstätte

MEDER electronic
SIL03-1A72-71L
 +
YW/P

Coil Data at 20 °C	Conditions	Min	Typ	Max	Unit
Coil resistance		450	500	550	Ohm
Coil voltage			3		VDC
Rated power			18		mW
Coil current			6		mA
Thermal resistance	max. Relay temperature = operating temperature + self heating		106		K/W
Inductance			100		mH
Pull-In voltage				2,1	VDC
Drop-Out voltage		0,45			VDC

Contact data 66/3	Conditions	Min	Typ	Max	Unit
Contact rating	Any DC combination of V & A not to exceed their individual max.'s			10	W
Switching voltage	DC or Peak AC			200	V
Switching current	DC or Peak AC			0,5	A
Carry current	DC or Peak AC			1	A
Contact resistance static	Measured with 40% overdrive Start Value			100	mOhm
Insulation resistance	RH <45 %, 100 V test voltage	5			TOhm
Breakdown voltage (< 20 AT)	according to EN 60255-5	190			VDC
Operate time incl. bounce	measured with 40% overdrive			0,7	ms
Release time	measured with no coil excitation			0,05	ms
Capacity	@ 10 kHz across open switch		0,3		pF

Special Product Data	Conditions	Min	Typ	Max	Unit
Number of contacts			1		
Contact - form			A - NO		
Dielectric Strength Coil/Contact	according to EN 60255-5	1,5			kV DC
Insulation resistance Coil/Contact	RH <45%, 100 VDC test voltage	100			GOhm
Capacity Coil/Contact	@ 10 kHz		0,7		pF
Case colour			black		
Housing material			epoxy resin		
Connection pins			FeNi42, tin plated		
Magnetic Shield			no		
Approval			UL-File No. NRNT2.E156887		
Approval			UL-File No. NRNT8.E156887		
Reach / RoHS conformity			yes		

Environmental data	Conditions	Min	Typ	Max	Unit
--------------------	------------	-----	-----	-----	------

Modifications in the sense of technical progress are reserved

Designed at: 05.05.09 Designed by: THAUKE

Approval at: 05.05.09 Approval by: JHEYDER

Last Change at: 14.09.12 Last Change by: NMIHAI

Approval at: 18.09.12 Approval by: CRUF

Version: 9



Products for tomorrow...

Europe: +49 / 7731 8399 0

| Email: info@meder.com

USA: +1 / 508 295 0771

| Email: salesusa@meder.com

Asia: +852 / 2955 1682

| Email: salesasia@meder.com

Item No.:

3303172071

Item:

SIL03-1A72-71L

Environmental data	Conditions	Min	Typ	Max	Unit
Shock	1/2 sine wave duration 11ms			50	g
Vibration	from 10 - 2000 Hz			20	g
Operating temperature		-20		70	°C
Storage temperature		-35		95	°C
Soldering temperature	wave soldering max. 5 sec.			260	°C
Washability		fully sealed			

General data	Conditions	Min	Typ	Max	Unit
Total weight			1,6		g
Packaging		Stange 25 pcs.			