

**Series Number**

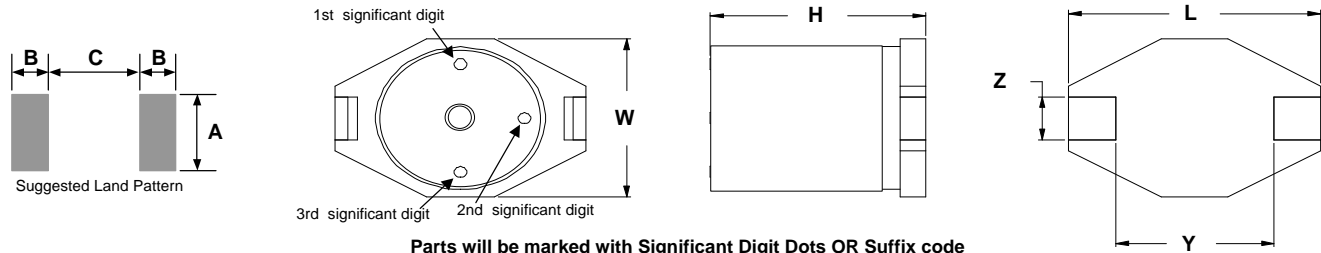
DT0703  
DT1351



3003 9th Avenue SW  
PO Box 50  
Watertown, SD 57201  
Toll free: 888-978-2638  
Ph: 605-886-3326  
Fax: 605-886-8995



**Shielded, High Current, Inductors Smart Part Numbers: ( Series Number ) - ( Suffix Code )(Tolerance), example DT6630-100M**  
**Bulk Packaging add (-B) to end of Part Numbering Sequence. example DT6630-100M-B**



Series Number	Maximum Dimensions			Reference Dimensions				
	L	W	H	Y	Z	A	B	C
DT0703	0.260"	0.177"	0.115"	0.190"	0.050"	0.111"	0.041"	0.179"
	[ 6.60 ]	[ 4.50 ]	[ 2.92 ]	[ 4.83 ]	[ 1.27 ]	[ 2.82 ]	[ 1.03 ]	[ 4.55 ]
DT1351	0.510"	0.398"	0.201"	0.300"	0.100"	0.110"	0.115"	0.290"
	[ 12.95 ]	[ 10.10 ]	[ 5.10 ]	[ 7.62 ]	[ 2.54 ]	[ 2.79 ]	[ 2.92 ]	[ 7.37 ]

**Features:**

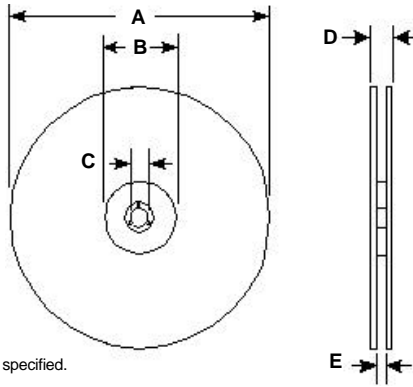
- High energy storage and low resistance.
- Ideal for DC-DC buck or boost conversion.
- Reliable surface mounting.
- Low temperature rise over inductance range.

L <sup>1</sup>	Suffix	DT0703				DT1351				Significant Digit		
		DCR <sup>2</sup>	I <sub>AVE</sub> <sup>3</sup>	Storage	Tolerance	DCR <sup>2</sup>	I <sub>AVE</sub> <sup>3</sup>	Storage	Tolerance	Dot Code		
µH	Codes	W	A	mJ	Suffix <sup>4</sup>	W	A	mJ	Suffix <sup>4</sup>	1st	2nd	3rd
1.0	1R0	0.045	2.00	1.80	M	0.025	5.00	9.00	M	BRN	BLK	RED
1.5	1R5	0.050	1.90	1.80	M	0.030	5.00	12.00	M	BRN	GRN	RED
2.2	2R2	0.060	1.50	1.80	M	0.035	5.00	15.00	M	RED	RED	RED
3.3	3R3	0.070	1.20	1.40	M	0.040	5.00	16.00	M	ORG	ORG	RED
4.7	4R7	0.080	1.20	1.60	M	0.045	3.00	10.00	M	YEL	VIO	RED
6.8	6R8	0.085	1.00	1.90	M	0.050	2.50	14.00	M	BLU	GRY	RED
10	100	0.095	0.70	1.20	M	0.055	2.00	11.00	M	BRN	BLK	ORG
15	150	0.135	0.60	1.10	M	0.060	1.80	12.00	M	BRN	GRN	ORG
22	220	0.160	0.50	1.20	M	0.084	1.50	11.00	M	RED	RED	ORG
33	330	0.275	0.45	1.50	M	0.090	1.30	13.00	M	ORG	ORG	ORG
47	470	0.420	0.34	1.30	M	0.110	1.00	13.00	M	YEL	VIO	ORG
68	680	0.575	0.29	1.40	M	0.150	0.90	17.00	M	BLU	GRY	ORG
100	101	1.100	0.24	1.50	M	0.290	0.80	15.00	M	BRN	BLK	YEL
150	151	1.400	0.20	1.40	M	0.360	0.60	15.00	M	BRN	GRN	YEL
220	221	2.250	0.17	1.60	M	0.390	0.50	10.00	M	RED	RED	YEL
330	331	3.500	0.16	1.40	M	0.730	0.40	13.00	M	ORG	ORG	YEL
470	471	4.100	0.14	1.50	M	0.880	0.35	13.00	M	YEL	VIO	YEL
680	681	7.200	0.12	1.40	M	1.150	0.30	13.00	M	BLU	GRY	YEL
1000	102	8.500	0.08	1.40	M	1.450	0.25	13.00	M	BRN	BLK	GRN

- 1) Tested at 100kHz, 100mVrms @20°C.
- 2) DCRs (DC resistances) are maximums @20°C.
- 3) Average maximum allowable current. Spikes as high as 2X the current rating.
- 4) Tolerance of M = ±20%.

Specifications subject to change without notice

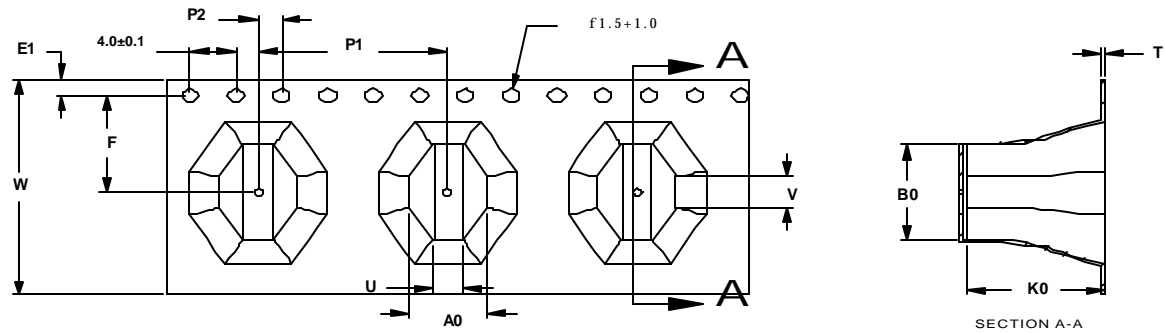
Call Toll Free: 888-978-2638 Website: [www.coev.net](http://www.coev.net)



Dimensions are in millimeters unless specified.

Series Number	Reel dimensions (mm)																Reel Quantity	Packaging Specification
	A MAX	B MIN	C $\pm 0.5$	D MAX	E MAX	A0 $\pm 0.1$	B0 $\pm 0.1$	K0 $\pm 0.05$	P1 $\pm 0.1$	P2 $\pm 0.1$	U $\pm 0.1$	V $\pm 0.1$	E1 $\pm 0.1$	F $\pm 0.1$	W $\pm 0.3$	T $\pm 0.05$		
DT0703	360	100	13	22.4	19.4	4.55	6.70	3.45	8.00	2.00	1.45	2.70	1.75	5.50	16.00	0.35	2500	90-0057
DT1351	360	100	13	30.4	27.4	9.70	13.40	5.50	16.00	2.00	3.60	3.60	1.75	11.50	24.00	0.35	700	90-0059

PACKAGING NOTE: Only pressure sensitive cover tape is to be used.



**Customer Packaging Specifications**  
For Print Distribution to Customers

Series  
**DT SERIES**

Revision  
**B**

Sheet 2 of 3

Item	Specification	Test Method/Condition
<b>Environmental</b>		
Static Humidity	After exposure part remains within specified electrical parameters for L, Q and DCR.	Expose parts to an environment of +50°C with 90 to 95% R.H. for 100 hours. After exposure, allow parts to dry for 2 hours before measurements are taken.
Storage Life	After exposure part remains within specified electrical parameters for L, Q and DCR.	Subject parts to an environment of +50°C 90 to 100% R.H. for 46 to 50 hours. After exposure, allow parts to dry for 2 hours before measurements are taken.
Moisture Resistance	After exposure, part shall not have a shorted or open winding.	Per MIL-STD 202 Method 106, ten 24 hour cycles at +25°C to +65°C at 80 to 95% R.H. During any of the first 9 cycles, inductors are revolved from the chamber and exposed to -10°C for 3 hours. Allow parts to dry for 2 hours before measurements are taken.
Temperature Cycle	After exposure part remains within specified electrical parameters for L, Q and DCR.	10 cycles (Air to Air) 1 cycle shall consist of: 30 minutes exposure to +85°C 30 minutes exposure to -40°C Allow 20 minutes transition between extremes.
Temperature Shock	After exposure part remains within specified electrical parameters for L, Q and DCR.	10 cycles (Air to Air) 1 cycle shall consist of: 30 minutes exposure to -45°C 30 minutes exposure to +125°C 15 seconds maximum transition between temperatures
<b>General</b>		
Storage Temperature Range	-40°C to +85°C	
Operating Temperature Range	-40°C to +85°C	
Flammability	IEC 695-2-2	Withstands needle-flame test
<b>Other</b>		
Vibration	After exposure part remains within specified electrical parameters for L, Q and DCR.	Inductors shall be randomly vibrated per NAVMAT P9492 profile. Samples shall be subjected to 0.04G/Hz for a minimum of 15 minutes per axis, for each of the three axes.
Mechanical Shock	After exposure part remains within specified electrical parameters for L, Q and DCR.	Test per MIL-STD 202 method 213 test condition A, test mounted samples 3 axes, 6 times, totaling 18 shocks. (50Gs, 11ms, half-sine).
Solderability	Wetting shall cover 90% minimum of each termination	Dip pads in RMA flux, 63/37 solder (Sn/Pb) at 232°C for 5 seconds ±2 seconds.
Component Adhesion (Push Test)	4 pounds	Apply and measure force with a digital force gauge set.
Resistance to Solvent	No sign of degradation in appearance or marking detail.	Withstands 6 minutes of alcohol. Withstands 3 minutes forced spray Freon TMS
Load Life	After exposure, part shall not have a shorted or open winding.	Parts to be stored at 110°C for 1000 hours with rated current applied. Parts to be tested at: start, 500 and 1000 hours. Allow 2 hours at room temperature before testing.
<b>For Print Distribution to Customers</b>		<b>Series</b>
		<b>DT SERIES</b>
		<b>Revision</b>
		<b>B</b>
<b>Sheet 3 of 3</b>		