




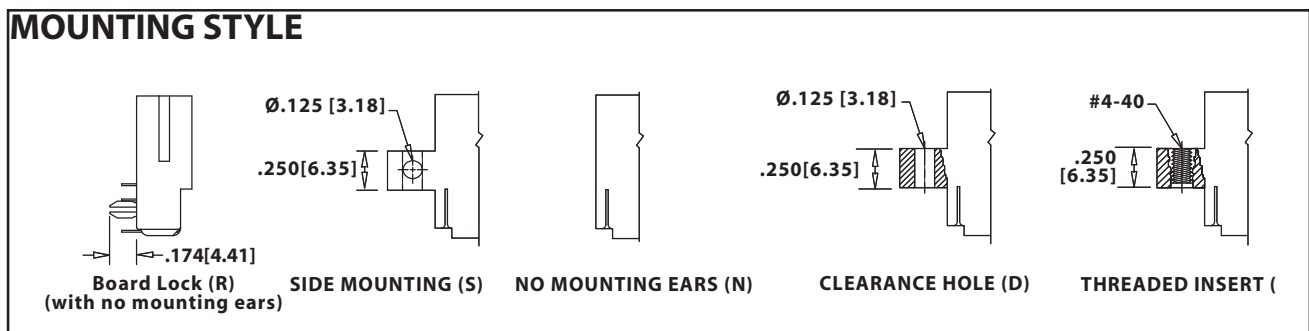
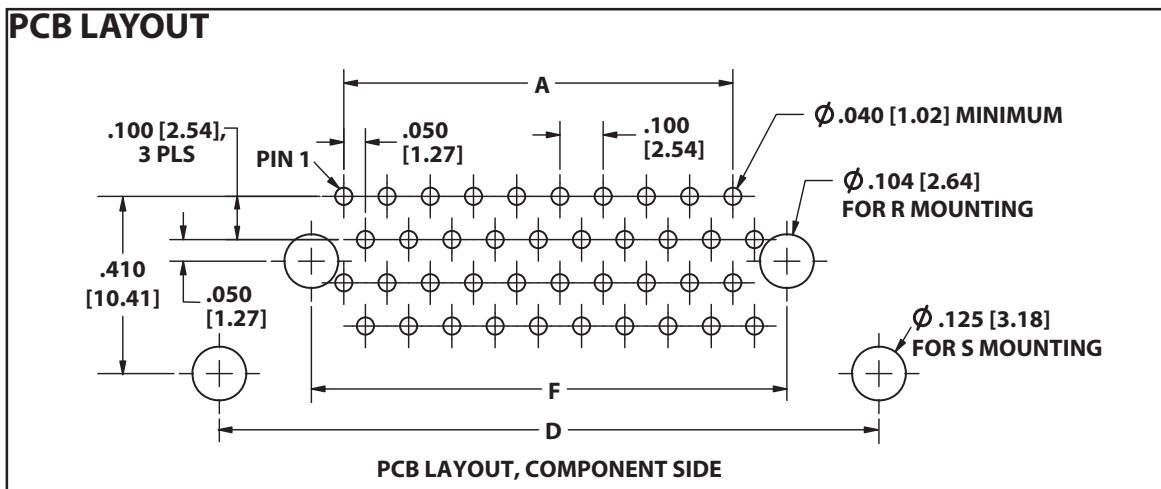
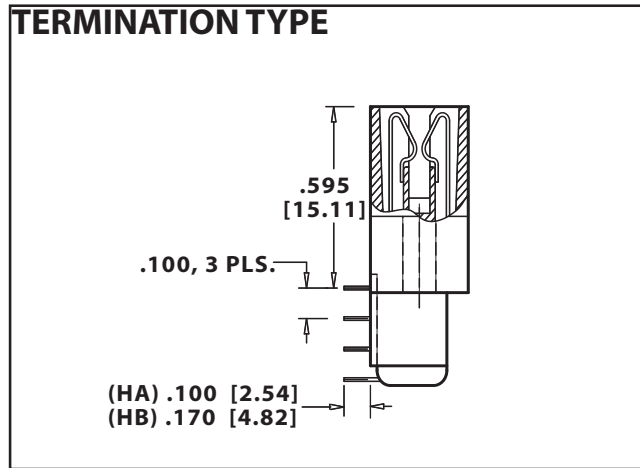
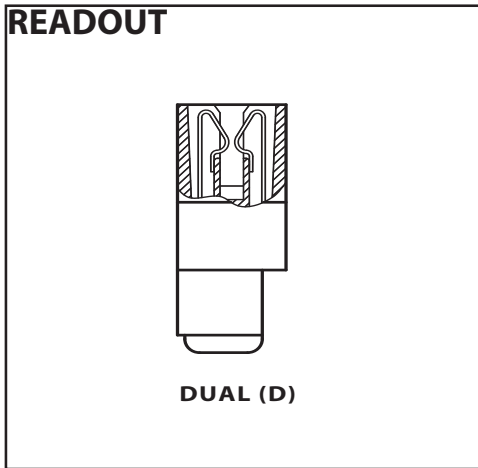
**.050" [1.27 mm] Contact Centers, .915" [23.23 mm] Insulator Height
Right Angle**

SPECIFICATIONS

- Accommodates .062" ± .008" [1.57 ± .20] PC board
- PPS or PA9T insulator
- Molded-in key available
- High reliability/high cycle hairpin bellows contact
- 1 amp current rating per contact
- 150 grams normal force minimum



Sullins Edgecards





**.050" [1.27 mm] Contact Centers, .915" [23.23 mm] Insulator Height
Right Angle**

Sullins Edgecards

PART NUMBER CODING

MATERIALS (INSULATOR/CONTACT)

- E = PBT/Phosphor Bronze
- H = PBT/Beryllium Copper
- G = PA9T/Phosphor Bronze
- R = PPS/Phosphor Bronze
- J = PA9T/Beryllium Copper
- A = PPS/Beryllium Copper

CONTACT FINISH - RoHS Compliant

All platings are Lead Free and have .000050" Nickel underplate
Contact Surface Termination

- B = .000010" Gold .000100" Pure Tin, Matte
- C = .000030" Gold .000100" Pure Tin, Matte

CONTACT CENTERS

- B = .050" [1.27mm]

G B B 10 D HA S - Sxxx

MODIFICATION CODE (Consult Factory)
OMIT FOR STANDARD

MOUNTING STYLE (Opposite Page)

- S = Side Mounting
- D = Flush Mounting
- N = No Mounting
- T = Flush Mounting With Threaded Insert
- R = Metal Board Lock

TERMINATION TYPE (Opposite Page)

- HA = .100" Staggered Dip Solder, Right Angle
- HB = .170" Staggered Dip Solder, Right Angle

READOUT (Opposite Page)

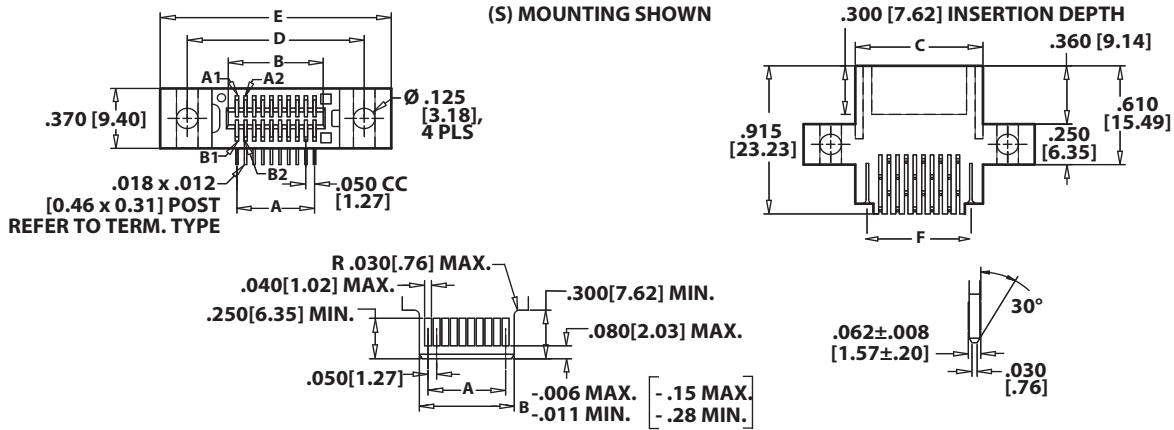
- D = Dual

NUMBER OF CONTACT POSITIONS

See Chart Below

DIMENSIONS

Dimensions in [] are in millimeters, all others are in inches.



CARD LAYOUT

POSITIONS/ CONTACTS	INCHES						[MILLIMETERS]					
	A ±.005	B ±.005	C ±.015	D ±.010	E ±.020	F ±.010	A ±.13	B ±.13	C ±.38	D ±.25	E ±.51	F ±.25
05/10	0.200	0.300	0.490	0.776	1.090	0.350	5.08	7.62	12.45	19.71	27.69	8.89
06/12	0.250	0.350	0.540	0.826	1.140	0.400	6.35	8.89	13.72	20.98	28.96	10.16
09/18	0.400	0.500	0.690	0.976	1.290	0.550	10.16	12.70	17.53	24.79	32.77	13.97
10/20	0.450	0.550	0.740	1.026	1.340	0.600	11.43	13.97	18.80	26.06	34.04	15.24
13/26	0.600	0.700	0.890	1.176	1.490	0.750	15.24	17.78	22.61	29.87	37.85	19.05
14/28	0.650	0.750	0.940	1.226	1.540	0.800	16.51	19.05	23.88	31.14	39.12	20.32
15/30	0.700	0.800	0.990	1.276	1.590	0.850	17.78	20.32	25.15	32.41	40.39	21.59
20/40	0.950	1.050	1.240	1.526	1.840	1.100	24.13	26.67	31.50	38.76	46.74	27.94
22/44	1.050	1.150	1.340	1.626	1.940	1.200	26.67	29.21	34.04	41.30	49.28	30.48
24/48	1.150	1.250	1.440	1.726	2.040	1.300	29.21	31.75	36.58	43.84	51.82	33.02
25/50	1.200	1.300	1.490	1.776	2.090	1.350	30.48	33.02	37.85	45.11	53.09	34.29
30/60	1.450	1.550	1.740	2.026	2.340	1.600	36.83	39.37	44.20	51.46	59.44	40.64
34/68	1.650	1.750	1.940	2.226	2.540	1.800	41.91	44.45	49.28	56.54	64.52	45.72
35/70	1.700	1.800	1.990	2.276	2.590	1.850	43.18	45.72	50.55	57.81	65.79	46.99
40/80	1.950	2.050	2.240	2.526	2.840	2.100	49.53	52.07	56.90	64.16	72.14	53.34
45/90	2.200	2.300	2.490	2.776	3.090	2.350	55.88	58.42	63.25	70.51	78.49	59.69
50/100	2.450	2.550	2.740	3.026	3.340	2.600	62.23	64.77	69.60	76.86	84.84	66.04
55/110	2.700	2.800	2.990	3.276	3.590	2.850	68.58	71.12	75.95	83.21	91.19	72.39
60/120	2.950	3.050	3.240	3.526	3.840	3.100	74.93	77.47	82.30	89.56	97.54	78.74
64/128	3.150	3.250	3.440	3.726	4.040	3.300	80.01	82.55	87.38	94.64	102.62	83.82
65/130	3.200	3.300	3.490	3.776	4.090	3.350	81.28	83.82	88.65	95.91	103.89	85.09
66/132	3.250	3.350	3.540	3.826	4.140	3.400	82.55	85.09	89.92	97.18	105.16	86.36
70/140	3.450	3.550	3.740	4.026	4.340	3.600	87.63	90.17	95.00	102.26	110.24	91.44
75/150	3.700	3.800	3.990	4.276	4.590	3.850	93.98	96.52	101.35	108.61	116.59	97.79
80/160	3.950	4.050	4.240	4.526	4.840	4.100	100.33	102.87	107.70	114.96	122.94	104.14
85/170	4.200	4.300	4.490	4.776	5.090	4.350	106.68	109.22	114.05	121.31	129.29	110.49
90/180	4.450	4.550	4.740	5.026	5.340	4.600	113.03	115.57	120.40	127.66	135.64	116.84
95/190	4.700	4.800	4.990	5.276	5.590	4.850	119.38	121.92	126.75	134.01	141.99	123.19
100/200	4.950	5.050	5.240	5.526	5.840	5.100	125.73	128.27	133.10	140.36	148.34	129.54
105/210	5.200	5.300	5.490	5.776	6.090	5.350	132.08	134.62	139.45	146.71	154.69	135.89
108/216	5.350	5.450	5.640	5.926	6.240	5.500	135.89	138.43	143.26	150.52	158.50	139.70
110/220	5.450	5.550	5.740	6.026	6.340	5.600	138.43	140.97	145.80	153.06	161.04	142.24
120/240	5.950	6.050	6.240	'N' Mounting Only	6.100	6.100	151.13	153.67	158.50	'N' Mounting Only	154.94	154.94