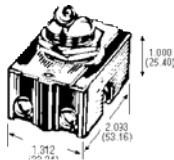


Medium and Heavy Duty Toggle Switches (AC/DC)



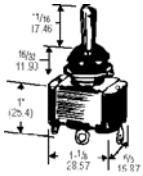
These switches have contacts with a quick-make/quick-break wiping action. The three-position switches offer a unique positive center stop feature, which assures that the lever cannot be thrown from one side through the center "Off" position

without stopping. This design feature is a major factor in the widespread acceptance of these switches for motor reversing and speed control applications. Copper and bronze contacts are standard, as well as brass screw terminals.

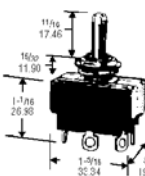
Stock No.	Mfr.'s Type	Circuit	Amps		EACH		
			125 V	250 V	1-24	25-49	50-99
757-5046 757-5048	7402K5* 7814K2†	DPST DPDT	20 A 14 A	20 A (2 Hp) 7 A (3/4 Hp)	18.91 60.62	16.67 59.95	14.56 59.27

Action: *Off-On (ball); †On-Off-On.

Jan-S-23 Heavy-Duty Toggle Switches



Single Pole



Double Pole

15 A @ 125 VAC, 20 A @ 30 VDC, 15 A @ 30 VDC for momentary action. Solder lug terminals. All are single throw except * which indicates double throw. **Weight:** 2 oz.

Single Pole

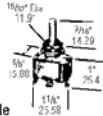
Stock No.	Mfr.'s Type	JAN No. ST-	Action (Momentary)	EACH		
				1-24	25-49	50-99
757-3421	7300K38	42A	On-None-Off	10.69	9.14	8.57
757-3424	7302K38	42D	On-None-On	11.17	10.13	9.12
757-3425	7301K38*	42E	On-Off-On	11.85	10.75	9.68
757-9427	7306K38*	42G	(On)-Off-(On)	13.49	12.25	11.03
757-9428	7305K38*	42H	On-Off-(On)	13.49	12.25	11.03

Double Pole

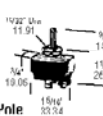
757-3521	7310K38	52K	On-None-Off	14.27	12.89	11.66
757-3522	7312K38*	52N	On-None-On	15.63	14.24	12.89
757-3523	7311K38*	52P	On-Off-On	14.72	13.43	12.14
757-3525	7317K38*	52R	On-None-(On)	16.41	14.97	13.55
757-7910	7316K38*	52S	(On)-Off-(On)	17.22	15.96	14.21
757-9527	7315K38*	52T	On-Off-(On)	17.24	15.54	14.23

*Double throw.

AC Rated Toggle Switches



Single Pole



Double Pole

Single Pole

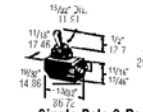
Stock No.	Mfr.'s Type	Action	Amps @		HP @ 250 VAC	Terminals	EACH	
			125 V	250 V			1-24	25-49
757-4885	7580K4	On-Off	6	3	—	Screw	3.36	2.89
757-4888	7580K7*	On-Off	6	3	—	Solder	3.05	2.56
757-4887	7580K6†	On-Off	6	3	—	Solder	3.05	2.61
757-4001	7500K14	On-Off	15	10	3/4	Screw	3.63	3.01
757-4021	7501K13	On-Off	15	10	3/4	Solder	2.96	2.52
757-4022	7501K15	On-Off	15	10	3/4	.250 Spade	3.22	2.70
757-4201	7504K4	On-On	15	10	3/4	Screw	4.64	3.86
757-4070	7502K13	On-Off-On	15	10	3/4	Screw	4.64	3.98
757-4270	7509K5	On-Off-On	—	10	1/2	Screw	6.38	5.44

Double Pole

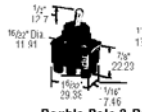
757-4940	7590K4	On-Off	6	3	—	Screw	5.46	4.67
757-4942	7590K6	On-Off	6	3	—	Solder	5.61	4.65
757-4500	7560K5	On-Off	15	10	3/4	Screw	6.44	5.38
757-4560	7561K4	On-Off	15	10	3/4	Solder	5.53	4.62
757-5006	7592K6	On-On	6	3	—	Solder	5.29	4.41
757-4760	7564K6	On-On	15	10	3/4	Screw	7.46	6.38
757-4805	7565K5	On-On	15	10	3/4	Solder	6.07	5.20
757-4807	7565K7	On-On	15	10	3/4	.250 Spade	6.07	5.20
757-4970	7591K4	On-Off-On	6	3	—	Screw	6.44	5.51
757-4590	7562K4	On-Off-On	15	10	3/4	Screw	8.86	7.37
757-4720	7563K4	On-Off-On	15	10	3/4	Solder	6.07	5.20

*Bushing = 0.344". †Bushing = 0.469".

AC-DC Rated Toggle Switches



Single Pole 2-Position Switches



Double Pole 2-Position Switches

Quick-make, quick-break contact with wiping action. Arc-resistant. 5/32" diameter bushing; mounting hardware included. UL and CSA listed. All have 11/32" bushing length, except * have 15/32". **Weight:** 2 oz.

Single Pole 2-Position Switches

Stock No.	Mfr.'s Type	Action	Amps @		Terminals	EACH	
			125 V	250 V		1-24	25-49
757-6302	8280K115	On-Off	—	3	Solder	4.08	3.38
757-6555	8295K107	On-Off	—	3	Screw	5.36	4.58
757-7040	8381K107	On-Off	6	3	Solder	4.20	3.60
757-7097	8396K108*	On-Off	6	3	Screw	4.92	4.21
757-7096	8396K107	On-Off	6	3	Screw	5.84	4.65

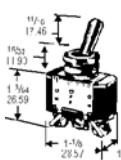
*15/32" bushing.

Double Pole 2-Position Switches

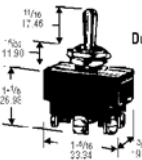
Stock No.	Mfr.'s Type	Action	Amps @		Terminals	EACH	
			125 V AC-DC	250 V DC		1-24	25-49
757-6840	8370K107*	On-Off	6	3	Solder	7.32	6.27
757-6895	8372K107*	On-Off	6	3	Screw	8.85	7.72
757-6910	8373K107*	On-On	7	3	Solder	8.48	7.16

*15/32" bushing.

MIL-S-83731 Lever Seal Switches



Single Pole



Double Pole

Lever Seal Toggle. Tinned screw terminals, except *. Solder lug. All are single throw except † which indicates double throw. **Weight:** 2 oz.

Single Pole

Stock No.	Mfr.'s Type	Gov't. MS No.	Action (Momentary)	EACH		
				1-24	25-49	50-99
757-3822	8261K22*	25098-22	On-None-Off	26.28	20.22	19.72
757-8701	8801K22	35058-22	On-None-Off	12.93	11.54	10.57
757-8680	8800K16†	35058-21	On-Off-On	13.30	11.99	10.98
757-8750	8810K15†	35058-23	On-None-On	14.35	12.95	11.84
757-8770	8812K14†	35058-27	(On)-Off-(On)	16.05	14.38	13.10

Double Pole

757-8845	8820K16†	35059-21	On-Off-On	19.80	18.05	16.34
757-8855	8822K20	35059-22	On-None-Off	18.33	16.50	15.12
757-8869	8824K14†	35059-23	On-None-On	19.22	17.32	15.86
757-8904	8834K5†	35059-27	(On)-Off-(On)	26.38	23.76	21.76

*Solder lug terminals. †Double throw.