

DO NOT SCALE FROM THIS PRINT

NOTES:

1.  $\text{\textcircled{C}}$  REPRESENTS A CRITICAL DIMENSION.
2. PUSHOUT FORCE TO BE: 2 lb. (32oz) MIN.
3. ORIENTATION OF PART IN T&R MAY VARY DEPENDING ON POCKET.
4. MAX CUT FLASH .030 ON TAIL AND POST.
5. DUE TO THE HIGH AMOUNT OF INSERTION FORCE NEEDED, THE -LC OPTION IS NOT COMPATIBLE WITH AUTO PLACEMENT. SAMTEC RECOMMENDS MANUAL PLACEMENT FOR ALL ASSEMBLIES WITH THE -LC OPTION.
6. AVAILABLE ON -01 LEAD STYLE ONLY, MATES WITH SSW, SSQ, SSM, BCS, ESW, ESQ.
7. 50 POSITION PARTS ARE ONLY AVAILABLE FOR INTERNAL SAMTEC USE ONLY.
8. NOTE DELETED.

|                                    |  |                      |  |                                     |
|------------------------------------|--|----------------------|--|-------------------------------------|
| ONE PLACE DECIMALS $\pm 1$ [3]     | THREE PLACE DECIMALS $\pm .005$ [.13]  | ANGLES $\pm 2^\circ$ | TITLE: TERMINAL STRIP SINGLE SURFACE MOUNT | DWG NO: TSM-100-XX-XXX-SH-XX-XXX-XX |
| TWO PLACE DECIMALS $\pm .01$ [.25] | FOUR PLACE DECIMALS $\pm .0020$ [.051] |                      |  | SHEET 2 OF 2                        |

TSM-1XX-XX-XXX-SH-XX-XXX-XX

No. of POSITIONS  
-02 THRU -36,  
50 (SEE NOTE 7)

LEAD STYLE  
SEE TABLE 1

OPTION #3

- P: PICK & PLACE PAD (SEE FIG 3)  
USE PPP-08 (-04 THRU -36 POSITION OR 02 & 03 POSITION WITH -TR ONLY)
- TR: TAPE & REEL (-02 THRU -30 POSITION)  
(LEADS MAY NOT BE VISIBLE FOR CUSTOMER VISUAL INSPECTION ON SMALLER POSITION PARTS WHEN USED WITH -P OPTION.)
- K: POLYIMIDE FILM (SEE FIG 6, SHT 2)  
(-04 THRU -36 POSITION)  
(-02 & -03 POSITIONS WITH -TR ONLY)  
(USE K-DOT-.197-.344-.005)

OPTION #2

- XXX: POLARIZED POSITION  
SPECIFY OMITTED PIN

OPTION #1

- LC: LOCKING CLIP (SEE FIG 1)(SEE NOTE 5)  
USE LC-09-TM (-03 THRU -36 POS USE 2 PER STRIP)  
(-02 POS USE 1 PER STRIP)  
(USE TSM-50-SHU)
  - A: ALIGNMENT PIN  
(USE TSM-XX-SHU-XX BODY FOR MOLDED -A PINS, POS -02 THRU -50, SEE FIG 2, SHEET 2)  
(USE TSM-50-SHU BODY FOR STAKED -A PINS, POS -04 THRU -50, SEE FIG 4, SHEET 2)
- LEAVE BLANK FOR NO HOLD DOWN OPTION (USE TSM-50-SHU SEE FIG 1, CAN BE CUT TO POSITION) N/A ON STYLE -03

ROW SPECIFICATION

- SH: SINGLE HORIZONTAL

PLATING SPEC.

- T: MATTE TIN ON ENTIRE PIN
- S:  $30\mu$  SELECTIVE GOLD IN CONTACT AREA, MATTE TIN ON TAIL
- G:  $10\mu$  SELECTIVE GOLD IN CONTACT AREA,  $3\mu$  SELECTIVE GOLD ON TAIL
- L:  $10\mu$  SELECTIVE GOLD IN CONTACT AREA, MATTE TIN ON TAIL
- F:  $3\mu$  SELECTIVE GOLD IN CONTACT AREA, MATTE TIN ON TAIL
- H:  $30\mu$  SELECTIVE GOLD IN CONTACT AREA,  $3\mu$  SELECTIVE GOLD ON TAIL
- TL: TIN/LEAD (90/10+/-5%) CONTACT AND TAIL (-01 LEAD STYLE ONLY)
- STL:  $30\mu$  SELECTIVE GOLD IN CONTACT AREA, TIN/LEAD (90/10+/-5%) (LEAD STYLE -01 & -02 ONLY)
- TM: MATTE TIN CONTACT AND TAIL
- SM:  $30\mu$  SELECTIVE GOLD IN CONTACT AREA, MATTE TIN ON TAIL
- LM:  $10\mu$  SELECTIVE GOLD IN CONTACT AREA, MATTE TIN ON TAIL
- FM:  $3\mu$  SELECTIVE GOLD IN CONTACT AREA, MATTE TIN ON TAIL
- SS:  $30\mu$  STRIPE SELECTIVE GOLD IN CONTACT AREA, MATTE TIN TAIL(SEE NOTE 6)

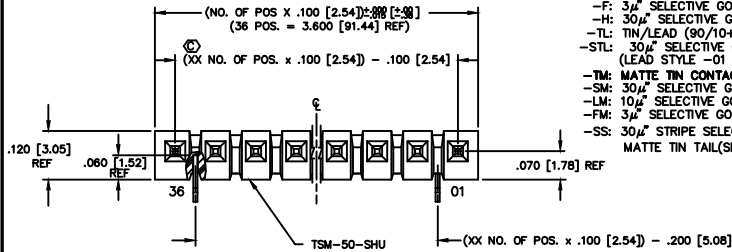
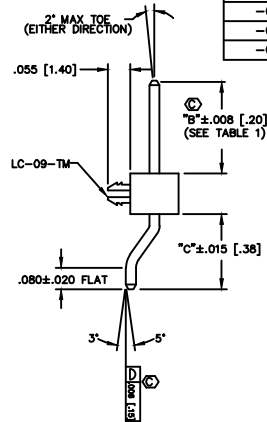
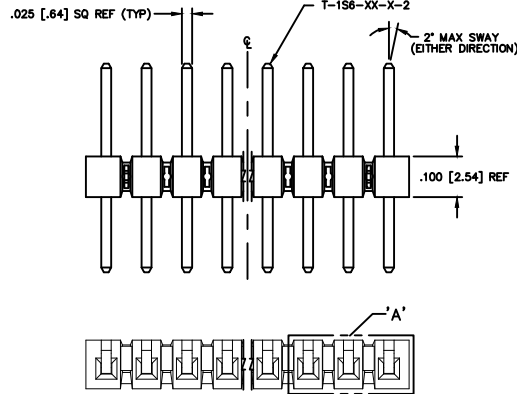


TABLE 1

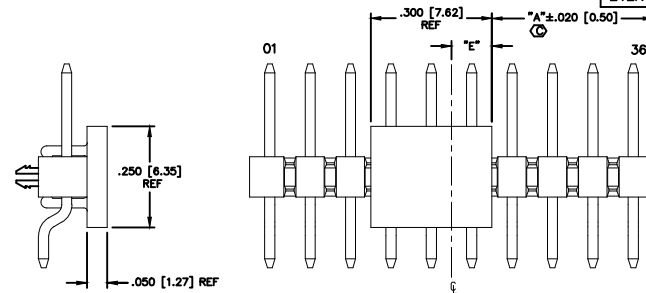
| LEAD STYLE | "B"          | TERMINAL     | "C"         |
|------------|--------------|--------------|-------------|
| -01        | .230 [5.84]  | T-1S6-08-X-2 | .180 [4.57] |
| -02        | .320 [8.13]  | T-1S6-15-X-2 | .190 [4.83] |
| -03        | .420 [10.67] | T-1S6-09-X-2 | .190 [4.83] |
| -04        | .120 [3.05]  | T-1S6-07-X-2 | .190 [4.83] |



DIFFERENT AS SHOWN. OTHERWISE SAME AS FIG 1

TABLE 3

| POS. | "E"         |
|------|-------------|
| ODD  | .150 [3.81] |
| EVEN | .100 [2.54] |



FOR ODD: "A" =  $\frac{(\text{NO. OF POS X } .100 [2.54]) - .300 [7.26]}{2}$

FOR EVEN: "A" =  $\left[ \frac{(\text{NO. OF POS X } .100 [2.54]) - .300 [7.26]}{2} \right] + .050 [1.27]$

FIG 1  
-LC: LOCKING CLIP OPTION  
CLIPS N/A WITH -A OPTION.

FIG 3  
-P: PICK & PLACE PAD  
PLACE PPP-08 ON  $\text{\textcircled{E}}$  AS SHOWN

MATERIAL:  
BODY: LIQUID CRYSTAL POLYMER  
COLOR: BLACK  
TERMINALS: PHOSPHOR BRONZE

EXSPROD \ASSEMBLY\1100 TSMASHM  
**samtec**  
520 PARK EAST BLVD, NEW ALBANY, INDIANA 47150  
PHONE (812) 944-8775, P.O. BOX 1147  
CODE 55322

MAK BY: REIDINGER 7-18-81

TSM-100-XX-XXX-SH-XX-XXX-XX  
SHEET 1 OF 2

PROPRIETARY NOTE  
THIS DOCUMENT CONTAINS INFORMATION THAT IS UNCLASSIFIED  
DATE 08-01-2011 BY 60322 UCBAW/SJS