


# High Performance Ribbon Cable Connector

## HIF3A Series



### ■Features

#### 1. Two-Point Contact Structure

This connector is designed in the two-point contact structure with high reliability.

#### 2. Compatibility with HIF3 Series

This connector is compatible with HIF3B series products compliant with MIL standard and other HIF series headers.(Except HIF3B-60 pos.)

#### 3. Applicable Cable AWG#28

The applicable cable is UL2651 AWG#28 flat cable (7 cores./0.127mm, jacket dia 0.9±0.1mm).

### ■Applications

Computers, terminal equipment, PPC, various kinds of electronic equipment, and office automation machines



### ■Product Specifications

Rating	Current rating : 1A	Operating Temperature Range : -55 to +85°C (Note 1)	Storage Temperature Range : -10 to +60°C (Note 2)
	Voltage rating : 200V AC	Operating Moisture Range : 40 to 80%	Storage Humidity Range : 40 to 70% (Note 2)

Item	Specification	Condition
1. Insulation Resistance	1000M ohms min	500V DC
2. Withstanding voltage	No flashover or insulation breakdown.	650V AC/1 minute
3. Contact Resistance	15m ohms max	0.1A
4. Vibration	No electrical discontinuity of 1μs or more	Frequency: 10 to 55 Hz, single amplitude of 0.75 mm, 2 hours in each of the 3 directions.
5. Humidity (Steady state)	Insulation resistance: 1000M ohms min.	96 hours at temperature of 40°C and humidity of 90% to 95%
6. Temperature Cycle	No damage, cracks, or parts looseness.	(-55°C: 30 minutes → 15 to 35°C: 5 minutes max. 125°C: 30 minutes → 15 to 35°C: 5 minutes max.) 5 cycles
7. Durability (Mating/un-mating)	Contact resistance: 15m ohms max.	500 cycles

Note 1: Includes temperature rise caused by current flow.

Note 2: The term "storage" refers to products stored for long period of time prior to mounting and use. Operating Temperature Range and Humidity range covers non conducting condition of installed connectors in storage, shipment or during transportation.

Note 3: Information contained in this catalog represents general requirements for this Series. Contact us for the drawings and specifications for a specific part number shown.

### ■Material

Part	Material	Finish	Remarks
Insulator	PBT	Black	UL94V-0
Contact	Beryllium copper	Gold plated over nickel underplated	—

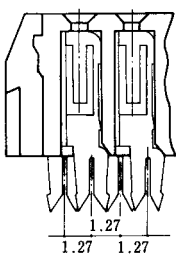
### ■Ordering Information

**HIF3A - \* D - 2.54 R**

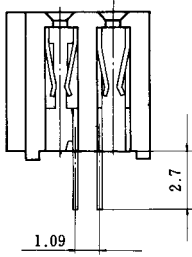
①      ②      ③      ④      ⑤

① Series Name : HIF3A	④ Contact Pitch : 2.54mm
② Number of Contacts : 16, 20, 26, 30, 34, 40, 50, 60	⑤ Connection type R : ID type
③ Contact alignment : D : Double	

■Socket Type

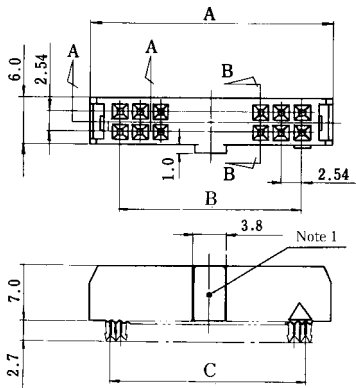


Section A-A

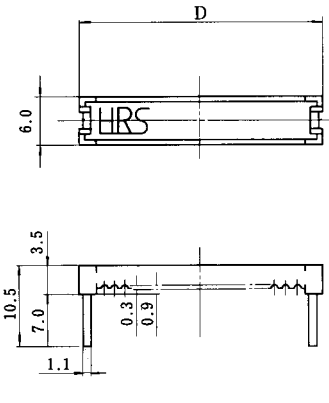


Section B-B

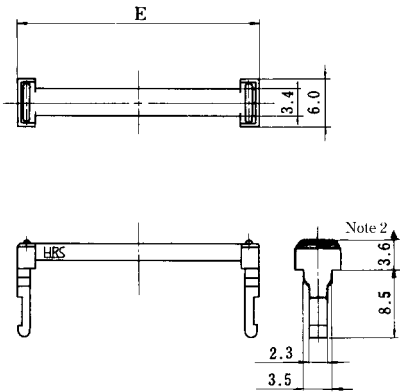
Body



Protector



Clamp



Note1: The 50 contact and 60 contact connectors contain convex area at two points.  
Note2: The 60 contact connector indicates 5.6.  
The applicable pin header is HIF3BAF type.

Unit:mm

Part Number	CL No.	Number of Contacts	A	B	C	D	E	RoHS
HIF3A-10D-2.54R	562-0057-5	10	17.27	10.16	11.43	17.27	17.27	YES
HIF3A-16D-2.54R	562-0058-8	16	24.89	17.78	19.05	24.89	24.89	
HIF3A-20D-2.54R	562-0059-0	20	29.97	22.86	24.13	29.97	29.97	
HIF3A-26D-2.54R	562-0060-0	26	37.59	30.48	31.75	37.59	37.59	
HIF3A-30D-2.54R	562-0055-0	30	42.67	35.56	36.83	42.67	42.67	
HIF3A-34D-2.54R	562-0061-2	34	47.75	40.64	41.91	47.75	47.75	
HIF3A-40D-2.54R	562-0062-5	40	55.37	48.26	49.53	55.37	55.37	
HIF3A-50D-2.54R	562-0063-8	50	68.07	60.96	62.23	68.07	68.07	
HIF3A-60D-2.54R	562-0056-2	60	80.77	73.66	74.93	80.77	80.77	

# Mouser Electronics

Authorized Distributor

Click to View Pricing, Inventory, Delivery & Lifecycle Information:

[Hirose Electric:](#)

[HIF3A-60D-2.54R\(01\)](#) [HIF3A-26D-2.54R\(01\)](#)