samtec

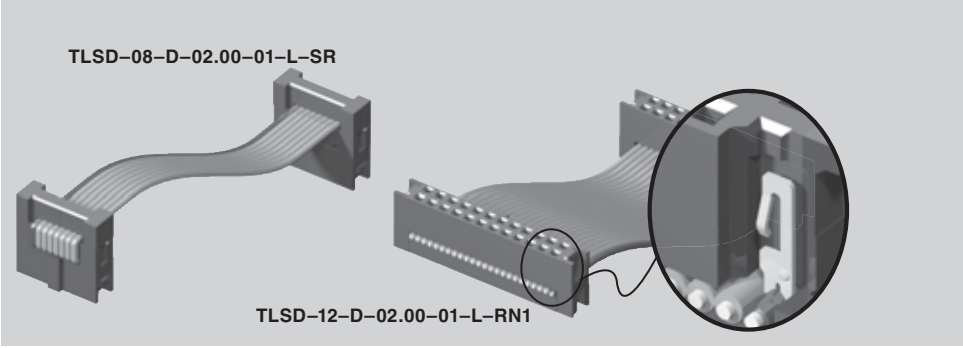

(2,00 mm) .0787"

TLSD SERIES

COST EFFECTIVE IDC SOCKET CABLES

Mates with:
TMM, TMMH (Except –SR), TW, MTMM, TLMM

FEATURES

- Low cost alternative to TCSD
- 1 point of contact phosphor bronze
- Strain Relief for Rugged Applications

SPECIFICATIONS

For complete specifications see www.samtec.com?TLSD

Insulator Material:
Black Glass Filled Polyester
Contact:
Phosphor Bronze
Plating:
Au or Sn over 50µ" (1,27 µm) Ni
Wire:
28 AWG 7/36 Stranded, Tinned, Copper with Gray PVC Insulator
Current Rating:
1A per contact
Operating Temp Range:
-40°C to +105°C
Lead Size Accepted:
(0,48 mm) .019" to (0,53 mm) .021"
Contact Resistance:
15 mΩ maximum delta from initial
Insertion Depth:
(3,56 mm) .140" to (4,27 mm) .168"
Insertion Force:
(Single contact only) 2 oz. (0,56 N) average
Withdrawal Force:
(Single contact only) 1.4 oz (0,39 N) average
RoHS Compliant:
Yes

FILE NO. E111594

TIGER BEAM CONTACT™

POLARIZING KEY

Specify PK-01-07 for polarizing key. Also polarizes SMM Series socket strips.

ALSO AVAILABLE

Connector only (KTLSD Series). Call Samtec.

Note: TLSD Series assemblies are non-standard, non-returnable.

TYPE – NO. PINS PER ROW – END OPTION – LENGTH – 01 – PLATING OPTION – OTHER OPTION

–05, –08, –10, –12, –13, –15, –17, –20, –22, –25
(Call for other sizes)

–"XX.XX"
= Assembled Length

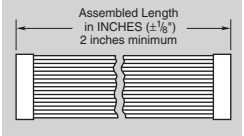

–L
= 10µ" (0,25 µm) Gold on contact area

–S
= Single End

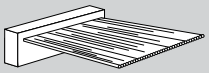

–D
= Double End

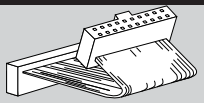

–N
= Notch Polarization

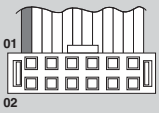

–RW
= Reverse Wiring

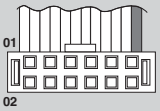

Black wire opposite position #1.

TLSD
= Socket Strip

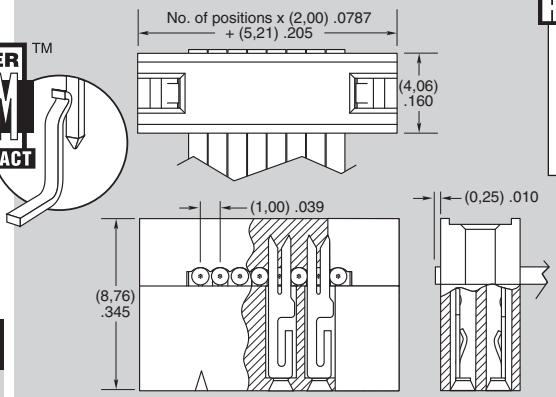

–SR
= Strain Relief

RUGGEDIZED by SAMTEC

- Strain relief
- Optional polarization and polarizing key

–RN1
= Reverse Notch End 1



Reverse notch option on end 1 only. Not Available with –R option.

–P "XX"
= Position Polarization

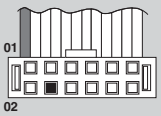

Specify "XX" as position number. Same position will be polarized on both ends.

–RN2
= Reverse Notch End 2

Reverse notch option on end 2 only. Not Available with –R option.

–B "XX"
= Breakout

Specify "XX" as number of conductors to be broken out.

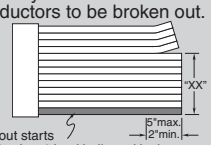

Breakout starts with Number 1 lead indicated by brown wire or red stripe. Shown on top side.

–D "XX"
= Daisy Chain

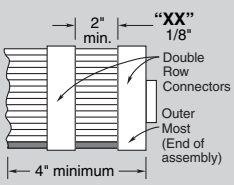

–R
= Reversed

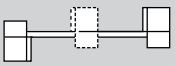

–M
= Middle Reverse

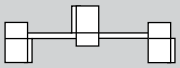

Requires –DXX

–O
= Outside Reverse

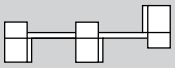

Requires –DXX

Due to technical progress, all designs, specifications and components are subject to change without notice.