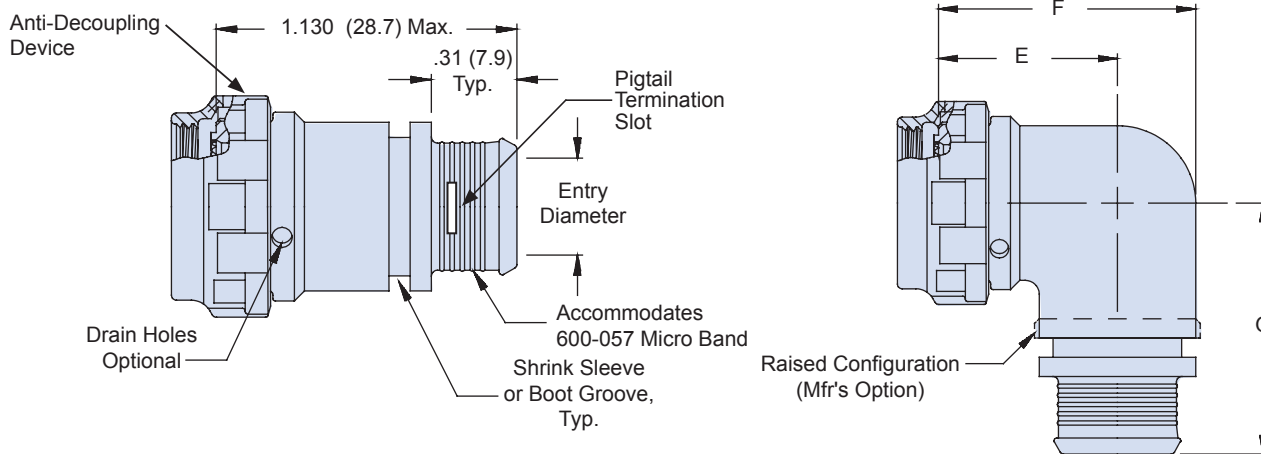
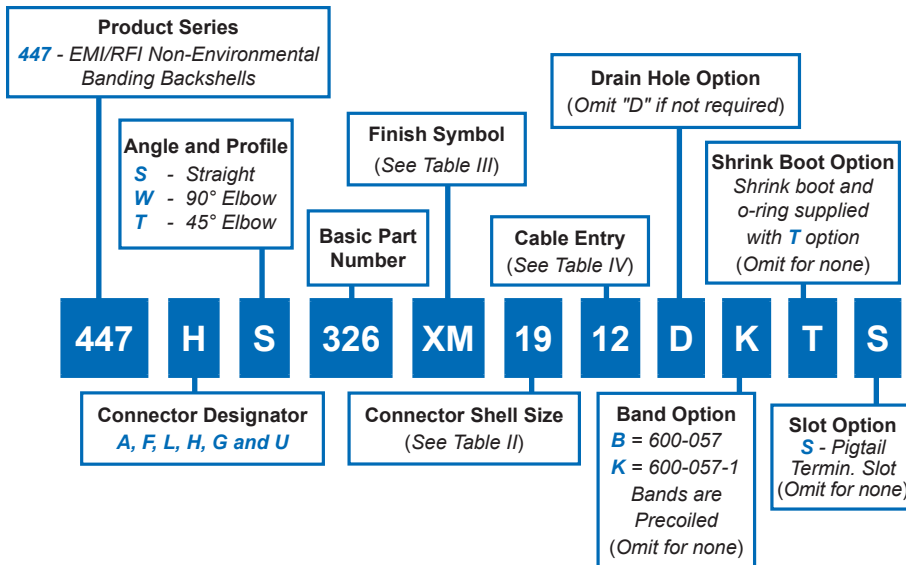




# 447-326 Composite Standard Profile EMI/RFI Micro-Banding Backshell with Self-Locking Rotatable Coupling and Shrink Boot Porch

**A**

CONNECTOR DESIGNATOR:	
<b>A</b>	MIL-DTL-5015, -26482 Series II, and -83723 Series I and III
<b>F</b>	MIL-DTL-38999 Series I, II
<b>L</b>	MIL-DTL-38999 Series 1.5 (JN1003)
<b>H</b>	MIL-DTL-38999 Series III and IV
<b>G</b>	MIL-DTL-28840
<b>U</b>	DG123 and DG123A
<b>SELF-LOCKING</b>	
<b>ROTATABLE COUPLING</b>	
<b>STANDARD PROFILE</b>	



**TABLE II: CONNECTOR SHELL SIZE**

Shell Size For Connector Designator*					E	F	G	Max Entry
A	F/L	H	G	U	±.06 (1.5)	±.09 (2.3)	±.09 (2.3)	Dash No.**
08	08	09	-	-	.69 (17.5)	.88 (22.4)	1.06 (26.9)	04
10	10	11	-	08	.75 (19.1)	1.00 (25.4)	1.13 (28.7)	06
12	12	13	11	10	.81 (20.6)	1.13 (28.7)	1.19 (30.2)	08
14	14	15	13	12	.88 (22.4)	1.31 (33.3)	1.25 (31.8)	10
16	16	17	15	14	.94 (23.9)	1.38 (35.1)	1.31 (33.3)	12
18	18	19	17	16	.97 (24.6)	1.44 (36.6)	1.38 (35.0)	13
20	20	21	19	18	1.06 (26.9)	1.63 (41.4)	1.48 (36.8)	15
22	22	23	-	20	1.13 (28.7)	1.75 (44.5)	1.54 (39.1)	17
24	24	25	23	22	1.19 (30.2)	1.88 (47.8)	1.60 (40.6)	19
28	-	-	25	24	1.34 (34.0)	2.13 (54.1)	1.70 (43.2)	22

\*\*Consult factory for additional entry sizes available.  
See introduction for additional connector front-end details.

**TABLE III: FINISH**

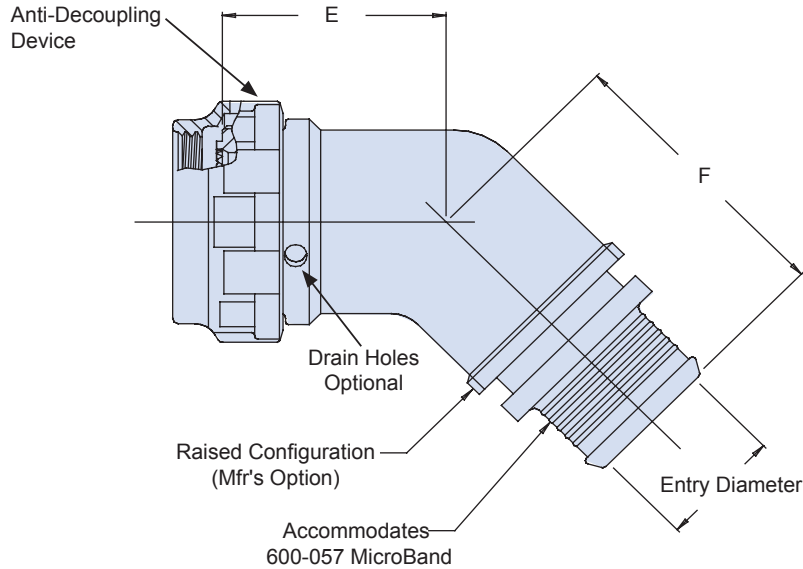
Symbol	Finish Description
XM	2000 Hour Corrosion Resistant Electroless Nickel
XMT	2000 Hour Corrosion Resistant Ni-PTFE, Nickel-Fluorocarbon Polymer. 1000 Hour Grey™
XW	2000 Hour Corrosion Resistant Cadmium/Olive Drab over Electroless Nickel

**447-326**  
**Composite Standard Profile EMI/RFI**  
**Micro-Banding Backshell**  
**with Self-Locking Rotatable Coupling and Shrink Boot Porch**



Composite Backshells

**A**



**TABLE II: CONNECTOR SHELL SIZE (CONT.)**

Shell Size For Connector Designator*					E	F	Max Entry Dash No. (Table 2)
A	F/L	H	G	U	±.06 (1.5)	±.09 (2.3)	
08	08	09	-	-	.72 (18.3)	.87 (22.1)	04
10	10	11	-	08	.75 (19.1)	.93 (23.6)	06
12	12	13	11	10	.75 (19.1)	1.00 (25.4)	08
14	14	15	13	12	.76 (19.3)	1.03 (26.2)	10
16	16	17	15	14	.78 (19.8)	1.05 (26.7)	12
18	18	19	17	16	.79 (20.1)	1.06 (26.9)	13
20	20	21	19	18	.82 (20.8)	1.09 (27.7)	15
22	22	23	-	20	.86 (21.8)	1.13 (28.7)	17
24	24	25	23	22	.89 (22.6)	1.16 (29.5)	19
28	-	-	25	24	.92 (23.4)	1.19 (30.2)	22

**TABLE IV: CABLE ENTRY**

Entry Code	Entry Dia. ±.03 (0.8)	Dash No.	Entry Dia. ±.03 (0.8)
02	.13 (3.3)	12	.75 (19.1)
03	.19 (4.8)	13	.81 (20.6)
04	.25 (6.4)	14	.88 (22.4)
05	.31 (7.9)	15	.94 (23.9)
06	.38 (9.7)	16	1.00 (25.4)
07	.44 (11.2)	17	1.06 (26.9)
08	.50 (12.7)	18	1.13 (28.7)
09	.56 (14.2)	19	1.19 (30.2)
10	.63 (16.0)	20	1.25 (31.8)
11	.69 (17.5)	22	1.38 (35.1)

- NOTES**
- 770-001S\*\*-0 shrink boot supplied with T option. See shrink boot product page for more details.
  - O-Ring will not be supplied with Connector Designator A.
  - Metric dimensions (mm) are in parenthesis and are for reference only.
  - Coupling nut supplied unplated.
  - See Table I in Intro for front-end dimensional details.

# Mouser Electronics

Authorized Distributor

Click to View Pricing, Inventory, Delivery & Lifecycle Information:

## Glenair:

[447AS105NF2007](#) [447FJ164M1208-04B](#) [447HJ747NF1706](#) [447HJ747NF2509](#) [447HS060-19](#) [447HS060-23](#)  
[447HS105NF1906](#) [447HS105NF2506](#) [447HS109NF1307-6L](#) [447HS323NF17](#) [447HS326XM0903D](#)  
[447HS326XM1103D](#) [447HS326XM1304D](#) [447HS326XM1504](#) [447HS326XM1504D](#) [447HS326XM1505D](#)  
[447HS326XM1704D](#) [447HW326XM1103D](#) [447HW326XM1304D](#) [447HZ747NF1907](#) [447HZ747NF2309](#)  
[447DS478XW0804](#) [447HS105NF1504](#) [447HS323NF23](#) [447AS317XM10](#) [447HS109NF2506-20L](#) [447HS326XM1103](#)  
[447HS326XM1908D](#) [447HS326XM1105D](#) [447HW326XM2512B](#) [447HS326XM1103B](#) [447HW326XM1104B](#)  
[447HS531NF2506C](#) [447AS018XX1404R](#) [447HH233NF2316-P](#) [447AS105NF1402](#) [447HS105NF2104](#)  
[447HS109NF2116-6L](#) [447HL105NF2105](#) [447AG124M20405](#) [447HJ233NF1911-P](#) [447HS059M21](#) [447HJ310MS2514](#)  
[447HF684NF1108](#) [447HJ109NF1509-LPB](#) [447HS646XM2506B](#) [447HS531NF1704C](#) [447HS133NF1502](#)  
[447HJ531NF1303](#) [447HH233NF1909-P](#) [447AJ615NF2415](#) [447HS531M1704C](#) [447CS615NF2009N](#)  
[447FS615NF1610](#) [447AS771-20](#) [447HD562M23](#) [447FS233NF2206-6P](#) [447SS488N1024](#) [447HS627M1305](#)  
[447HS531M1306B](#) [447FW809XW08](#) [447HS449-1508-6B](#) [447HS109NF1912-5LPB](#) [447HS172ZM1513](#)  
[447HS109M1106-5](#) [447AS615NF3226](#) [447AJ531NF1203](#) [447HT814XW2115](#) [447HS318Z12518-5](#) [447AS249M1408-](#)  
[03](#) [447HS797M2520-3B](#) [447FS022M20](#) [447HS233NF2106-6P](#) [447GS615NF1915](#) [447HS684NF1716-3](#)  
[447AJ531NF1605](#) [447AG124M22365](#) [447JS183NF1407](#) [447DS615NF2011](#) [447HS233NF1509-6P](#)  
[447NS300NF1508-03](#) [447FD390NF1004](#) [447HS449-0906-6B](#) [447HA557-11A](#) [447HS531NF1107C](#)  
[447HL105NF1503K](#) [447HS323NF11](#) [447HJ109B1105-EB-214](#) [447FG088NF20106](#) [447AS105NF2004](#)  
[447HS233NF0904-6P](#) [447HJ531NF2105](#) [447HS248XM1306](#) [447HS138NF1112-3](#) [447AS198NF1606-4B](#)  
[447LS022NF20](#) [447NS135NF1006-5B](#) [447AS107NF1608-6](#) [447HJ233NF1909-P](#) [447HS198M1712-4B](#)