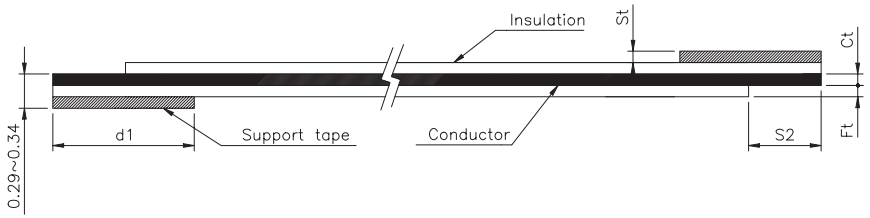

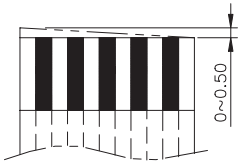

Tolerance of Cutting Tilt

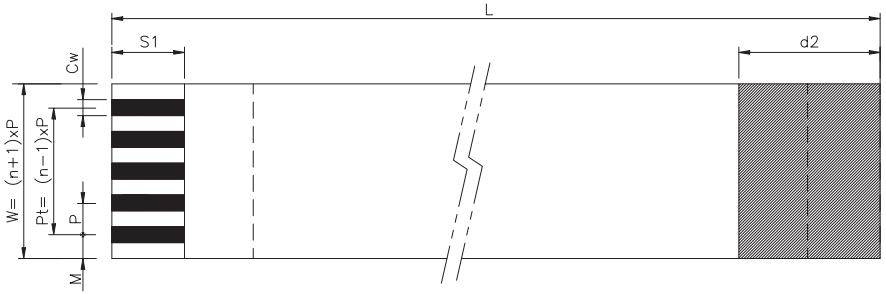

TECHNICAL CHARACTERISTICS

MATERIAL
INSULATOR MATERIAL: PET (WHITE)
SUPPORT TAPE: PET (BLUE)
CONTACT MATERIAL: COPPER
CONTACT PLATING: TIN
QUALITY CLASS: 20 MATING CYCLES MIN.
PITCH: 1.00 MM

ENVIRONMENTAL
OPERATING TEMPERATURE: -30°C UP TO 105°C
HEAT RESISTANCE: 110°C x 96 HRS
FLAMMABILITY RATING UL SUB.758
MOISTURE RESISTANCE: 40°C, 95% RH x 96 HRS
COMPLIANCE: LEAD FREE AND ROHS

ELECTRICAL
CURRENT RATING: 1.0 A MAX
WORKING VOLTAGE: 60V
INSULATION RESISTANCE: >1000 MOHM/M (500 VDC)
DIELECTRIC STRENGHT: 500 VAC/MN NO BREAKDOWN
CONDUCTOR RESISTANCE: <1.09 OHM/M
CONTACT RESITANCE: <20 mOHMS

STANDARD
CERTIFIED: E328849

MECHANICAL
ELONGATION OF INSULATOR: > 60 %
TENSIL STRENGHT OF INSULATION: >3.5KG/MM²
FLEXING TEST: 180° >20 TIMES
ABRASION: >10000 TIMES
PULL/OUT: >20 TIMES

PACKAGING
BAG

DIMENSION & TOLERANCE
W= (N+1) x P
Pt=(N-1) x P

TOLERANCE:

Abbr.	TOLERANCE	
	P=0.5	P=1.0
P	±0.05	±0.08
Pt	±0.08	±0.10
W	±0.08	±0.10
M	±0.08	±0.12
Cw	±0.02	±0.03
L	(30~100)±3, (101~300)±5, (301~600)±10, (Length more than 601mm)±15mm	

No. of PIN	Dimension												
	P	Pt	L	W	M	Cw	Ct±0.01	S1±1.0	S2±1.0	d1±2.0	d2±2.0	Ft±0.01	St±0.01
XX	1.0	(XX - 1) x P	LLL	(XX + 1) x P	1.0	0.70	0.035	5.0	5.0	10.0	10.0	0.043	0.225

RoHS Compliant

REV	DATE	FILE	BY
I	05-AUG-15	TEMPERATURE	AK
H	23-SEP-13	CT DIM	QL

PROJECTION:

GENERAL TOLERANCE
.X = +/- 0.2
.XX = +/- 0.15

WÜRTH ELEKTRONIK

APPROVAL: GMo

UNIT: MM
SCALE:
SHEET: 1/2
DRAW: CH

DESCRIPTION: 1.00MM FLAT FLEXIBLE CABLE TYPE 2
XX NB OF PIN: ..... / LLL OVERALL LENGTH: ..... MM

WERI PART NO: 686 7_ _ _ _ 001
X X L L L

SIZE
A4

Cautions and Warnings:

This electronic component is designed and developed with the intention for use in general electronics equipments.
Before incorporating the components into any equipments in the field such as aerospace, aviation, nuclear control, submarine, transportation, (automotive control, train control, ship control), transportation signal, disaster prevention, medical, public information network etc. where higher safety and reliability are especially required or if there is possibility of direct damage or injury to human body, Wurth Elektronik must be asked for a written approval.
In addition, even electronic component in general electronic equipments, when used in electrical circuits that require high safety, reliability functions or performance, the sufficient reliability evaluation-check for the safety must be performed before by the user before usage.

RoHS Compliant

REV	DATE	FILE	BY
G			
F			
E			
D			
C			
B			
A	10-SEP-14	PDF	QL

PROJECTION:

APPROVAL: JC

GENERAL TOLERANCE
.X = +/_ 0.2
.XX = +/_ 0.15

UNIT: MM
SCALE:
SHEET: 2/2
DRAW: QL

WÜRTH ELEKTRONIK

DESCRIPTION: DISCLAIMER

WERI PART NO: DISCLAIMER

SIZE
A4