

## SUMMARY

### # Wires

Low	8
High	0
Coax	0
Triax	0
Quad	0
Fiber	0
Fluidic	0

Series	1M
Termination type	Female crimp
IP rating	68
Cable Ø	4.85 - 9.70 mm
Matching parts	EGS.1M.308.XLC
Status	active
Alternative part	



*Image is for illustrative purpose only*

### Download

[Request a quote](#)

[Catalog](#)

## TECHNICAL DETAILS

### Mechanics

Shell Style/Model	FG*: Straight plug with arctic grip and mold stop
Keying	3 keys (beta=155, gamma=50, plug: female contacts, receptacle: male contacts)
Housing Material	Environment friendly aluminium (nickel plated, anthracite color) shell and nut, other pieces bronze/brass
Cable Fixing	∅ 4.85 - 9.7 mm
Variant	

### Performance

Configuration	1M.308 : 8 Low Voltage
Insulator	
Rated Current	5.0 Amps

### Specifications

Contact Type: Crimp
Max. Matings: 5000

LEMO products and services are provided "as is". LEMO makes no warranties or representations with regard to LEMO product & services or use of them, express, implied or statutory, including for accuracy, completeness, or security. The user is fully responsible for his products and applications using LEMO components.

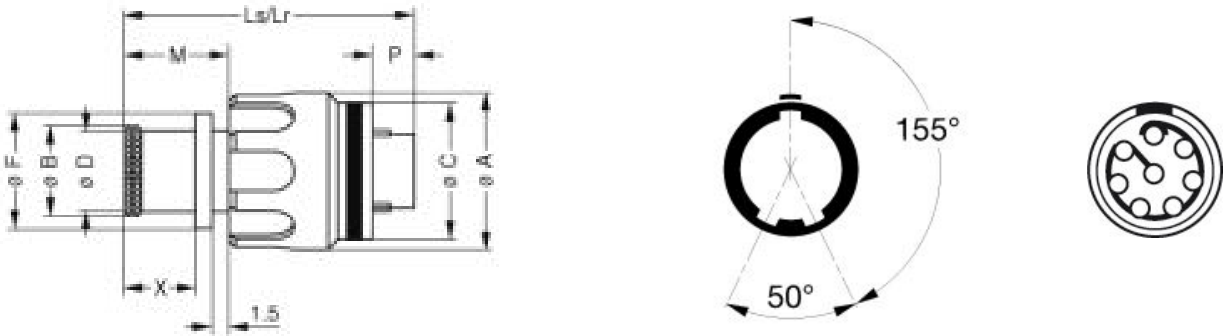
Contact Retention: 22 N  
Contact Dia.: 0.7 mm (0.028in)  
Bucket Dia.: 0.8 mm (0.031in)  
Min. Conductor: 0.14 mm<sup>2</sup> (AWG 26)  
Max. Conductor: 0.34 mm<sup>2</sup> (AWG 22)  
R (max): 6.1 mOhm  
Test voltage (kV rms) Contact-contact: 1.3  
Test voltage (kV rms) Contact-shell: 1.1

Others

Humidity (max): <=95% [at 60 deg C /140 F]  
Vibration: 15 g [10 Hz - 2000 Hz]  
Shock Resistance: 100 g [ 6 ms]  
Operating temperature: -55° C/ +200° C  
Climatical Category: 15/200/21 (Al. shell)  
Lighting strike EIA 364-75 10K amps - 6 times  
EMI Shielding EIA 364-66A - 1Ghz-80 dB,3GHz-70 dB,6GHz- 58dB  
IP Rating: 68

DRAWINGS

Draws



Dimensions

	A	B	C	D	F	Lr	Ls	M	P	X
mm.	15.9	10.5	14.2	9.7	12.4	27.1	27.1	9.7	3.9	6.7
in.	0,63	0,41	0,56	0,38	0,49	1,07	1,07	0,38	0,15	0,26

RECOMMENDED BY LEMO

LEMO products and services are provided “as is”. LEMO makes no warranties or representations with regard to LEMO product & services or use of them, express, implied or statutory, including for accuracy, completeness, or security. The user is fully responsible for his products and applications using LEMO components.

## Tools

Crimp Tool: DPC.91.701.V













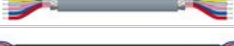


Crimp settings: AWG/Selector = 22-24-26/6-5-5

Positionner: DCE.91.070.3MVM

Extractor: DCF.93.070.4LT

Replacement contact: EGN.0M.655.ZZM

## Cables

CMN.08.T22.059PGCE	PVC	GREY	
CMN.08.T22.059PGZE		Grey	
CMN.08.T22.059PNCE	PVC	Black	
CMN.08.T22.059PNZE			
CMN.08.T22.059QGC	TPR	Grey	
CMN.08.T22.059QGZE	TPR (medical)	Grey	
008 280	PVC	Black	
016 080	PVC	Grey	
042 265	PVC	Yellow	
080 140	PVC	Grey	
108 220	PVC	Black	
108 240	PTFE	White	
108 260	PTFE	White	
180 240	PVC	Black	
180 260	PVC	Black	
280 250	PVC	Grey	
335 990	PVC	Black	
335 991	PVC	Black	

LEMO products and services are provided "as is". LEMO makes no warranties or representations with regard to LEMO product & services or use of them, express, implied or statutory, including for accuracy, completeness, or security. The user is fully responsible for his products and applications using LEMO components.