

# NJW




**NJW Series Connectors**

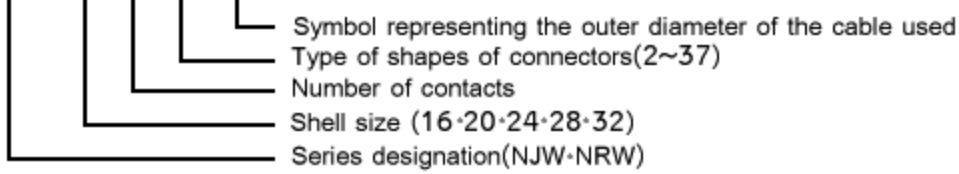
## NJW and NRW Series Connectors

### Feature

1. The 5-key system guide makes for smooth combination.
2. A one-touch lock mechanism is used in the combination system. [NR]
3. This product has received standards certification.

### Order Cording

**NJW-20 7-PM** 









In case UL·CSA & TUV certified product is specified  
 (NJW) Example: NJW-202-PM8 <UL·CSA>  
 (NRW) Example: NRW-202-PM8 <UL·CSA TUV>

**NJW** Please see accessories (acps, L seat, etc)







### Plug




### PF

S Type	*Number of contacts	A		B
NJW-16*-PF 	3, 5, 8	22	Note elsewhere	58
NJW-20*-PF 	2, 3, 4, 5, 7, 10, 12, 14	26		60
NJW-24*-PF 	2, 3, 4, 5, 10, 14, 16, 21, 24	30		67
NJW-28*-PF 	16, 24, 31, 37	34		72
NJW-32*-PF 	3, 4	44		101

### PM

G Type	*Number of contacts	A		B
NJW-16*-PM 	3, 5, 8	22	Note elsewhere	58
NJW-20*-PM 	2, 3, 4, 5, 7, 10, 12, 14	26		60
NJW-24*-PM 	2, 3, 4, 5, 10, 14, 16, 21, 24	30		67
NJW-28*-PM 	16, 24, 31, 37	34		72
NJW-32*-PM 	3, 4	44		101

### Receptacle



### RM

S Type	*Number of contacts	A	B	D	E
NJW-16*-RM	3, 5, 8	16	29.7	20	26
NJW-20*-RM	2, 3, 4, 5, 7, 10, 12, 14	20	29.6	23	29
NJW-24*-RM	2, 3, 4, 5, 10, 14, 16, 21, 24	24	30.5	26	32
NJW-28*-RM	16, 24, 31, 37	28	28.5	29	35
NJW-32*-RM	3, 4	32	39.1	36	45

### RF

G Type	*Number of contacts	A	B	D	E
NJW-16*-RF	3, 5, 8	16	29.7	20	26
NJW-20*-RF	2, 3, 4, 5, 7, 10, 12, 14	20	29.6	23	29
NJW-24*-RF	2, 3, 4, 5, 10, 14, 16, 21, 24	24	30.7	26	32
NJW-28*-RF	16, 24, 31, 37	28	28.2	29	35
NJW-32*-RF	3, 4	32	39.1	36	45

Adapter (Jack)




AdM

S Type	*Number of contacts	A	<input type="checkbox"/>	B
NJW-16*-AdM <input type="checkbox"/>	3, 5, 8	22	Note elsewhere	58
NJW-20*-AdM <input type="checkbox"/>	2, 3, 4, 5, 7, 10, 12, 14	26		60
NJW-24*-AdM <input type="checkbox"/>	2, 3, 4, 5, 10, 14, 16, 21, 24	29		67
NJW-28*-AdM <input type="checkbox"/>	16, 24, 31, 37	34		72
NJW-32*-AdM <input type="checkbox"/>	3, 4	44		103

AdF

G Type	*Number of contacts	A	<input type="checkbox"/>	B
NJW-16*-AdF <input type="checkbox"/>	3, 5, 8	22	Note elsewhere	58
NJW-20*-AdF <input type="checkbox"/>	2, 3, 4, 5, 7, 10, 12, 14	26		60
NJW-24*-AdF <input type="checkbox"/>	2, 3, 4, 5, 10, 14, 16, 21, 24	30		67
NJW-28*-AdF <input type="checkbox"/>	16, 24, 31, 37	29		72
NJW-32*-AdF <input type="checkbox"/>	3, 4	44		103

Adapter with flange (Panel Jack)



Ad(F)M

S Type	*Number of contacts	B	<input type="checkbox"/>	D	E
NJW-16*-Ad(F)M <input type="checkbox"/>	3, 5, 8	58	Note elsewhere	20	26
NJW-20*-Ad(F)M <input type="checkbox"/>	2, 3, 4, 5, 7, 10, 12, 14	60		23	29
NJW-24*-Ad(F)M <input type="checkbox"/>	2,3,4,5,10,14,16,21,24	67		26	32
NJW-28*-Ad(F)M <input type="checkbox"/>	16, 24, 31, 37	72		29	35
NJW-32*-Ad(F)M <input type="checkbox"/>	3, 4	101		36	45

Ad(F)F

G Type	*Number of contacts	B	<input type="checkbox"/>	D	E
NJW-16*-Ad(F)F <input type="checkbox"/>	3, 5, 8	58	Note elsewhere	20	26
NJW-20*-Ad(F)F <input type="checkbox"/>	2, 3, 4, 5, 7, 10, 12, 14	60		23	29
NJW-24*-Ad(F)F <input type="checkbox"/>	2,3,4,5,10,14,16,21,24	67		26	32
NJW-28*-Ad(F)F <input type="checkbox"/>	16, 24, 31, 37	72		29	35
NJW-32*-Ad(F)F <input type="checkbox"/>	3, 4	101		36	45