

**Ordering number C11793_ANNA-40-4-S**

Family	Anna-40-4	FWHM	18 degrees
Type	Lens	Efficiency	93 %
LED	XP-G	cd/Im	5.940
Color	Clear	Gerber File	Available
Diameter	40 mm		
Height	10.7 mm		
Style	Round		
Optic Material	PMMA		
Holder Material	-		
Fastening	Pin, glue		
Status	Ready		

Ordering number C11794_ANNA-40-4-M

Family	Anna-40-4	FWHM	25 degrees
Type	Lens	Efficiency	91 %
LED	XP-G	cd/Im	3.600
Color	Clear	Gerber File	Available
Diameter	40 mm		
Height	10.7 mm		
Style	Round		
Optic Material	PMMA		
Holder Material	-		
Fastening	Pin, glue		
Status	Ready		

Ordering number C11795_ANNA-40-4-W

Family	Anna-40-4	FWHM	36 degrees
Type	Lens	Efficiency	87 %
LED	XP-G	cd/Im	2.000
Color	Clear	Gerber File	Available
Diameter	40 mm		
Height	10.7 mm		
Style	Round		
Optic Material	PMMA		
Holder Material	-		
Fastening	Pin, glue		
Status	Ready		

NOTE: The typical divergence will be changed by different color, chip size and chip position tolerance. The typical total divergence is the full angle measured where the luminous intensity is half of the peak value.



PRODUCT DATASHEET

Anna-40-4 series

last update 27/3/2012

GENERAL INFORMATION

- Product series especially designed & optimized for XP-G series of LEDs.
- Special care taken to make light distribution as uniform as possible.
- Lens material optical grade PMMA with high UV and temperature resistance (105 degrees of Celcius / 220 degrees of Fahrenheit). Allows use of high current and temperature conditions.

Please find more information about used material from below:

http://ledil.fi/sites/default/files/Documents/Technical/Material/PMMA%20N%20UL94_Yellow%20Card.pdf

<http://ledil.fi/sites/default/files/Documents/Technical/Material/PMMA%20N%20PLEXIGLAS-Datasheet.pdf>

- Fastening to PCB with appropriate adhesive. By clicking link below you can find Ledil recommended glue options.

http://www.ledil.com/datasheets/DataSheet_GLUES.pdf

NOTE 1: We advise customer to ensure the suitability and sufficiency of the bond in the end product. For example, mechanical stress, vibration and holes on the surface of the circuit board weaken the strength of the glue.

NOTE 2: All surfaces where glue is applied must be clean, dry and free from grease and dirt. If cleaning of PCB surfaces is needed, please follow strictly the cleaning instructions of your LED manufacturer -this is important as cleaning shall under no circumstances damage LEDs or other electronics components on the PCB.

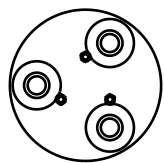
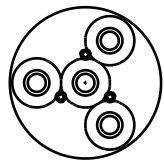
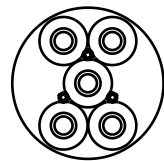
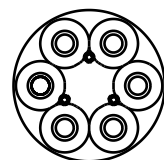
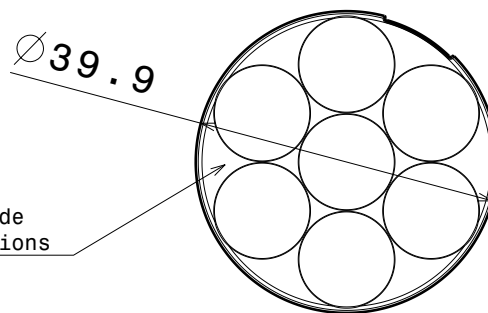
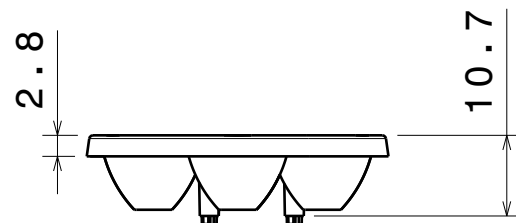
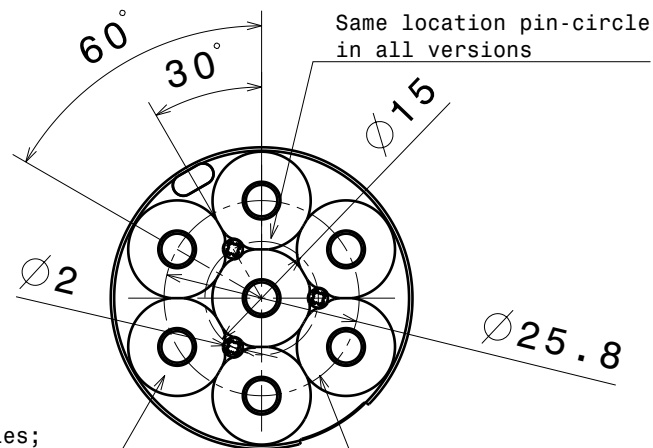
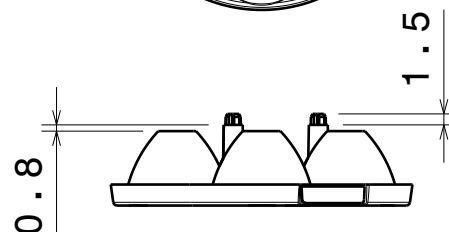
Further note that optical components shall not be cleaned with any chemicals - only micro fiber cloth may be used to remove fingerprints or other traces from handling.

D

C

B

A

Anna-3Anna-4Anna-5Anna-6Anna-7

Number of cones varies;
3, 4, 5, 6 and 7pcs
on bottom side depending
the version.

Same led-circle
in all versions

Material: PMMA

Versions:

Anna-3-S
Anna-3-M
Anna-3-W
Anna-4-S
Anna-4-M
Anna-4-W
Anna-5-S
Anna-5-M
Anna-5-W
Anna-6-S
Anna-6-M
Anna-6-W
Anna-7-S
Anna-7-M
Anna-7-W

This drawing is our property.
It can't be reproduced
or communicated without
our written agreement.

LEDIL

L
T
F
F

e
e
i
i

N
n

d
h

DRAWING TITLE

Datasheet Anna40-series Lens

DRAWN BY

p

DATE

12.10.2010

CHECKED BY

s

n

DATE

12.10.2010

DESIGNED BY

hh

DATE

30.07.2010

SIZE

A4

DRAWING NUMBER

-

REV

1

SCALE

1:1

WEIGHT (g)

SHEET

1/1

D

A