

20

RELEASED FOR PUBLICATION

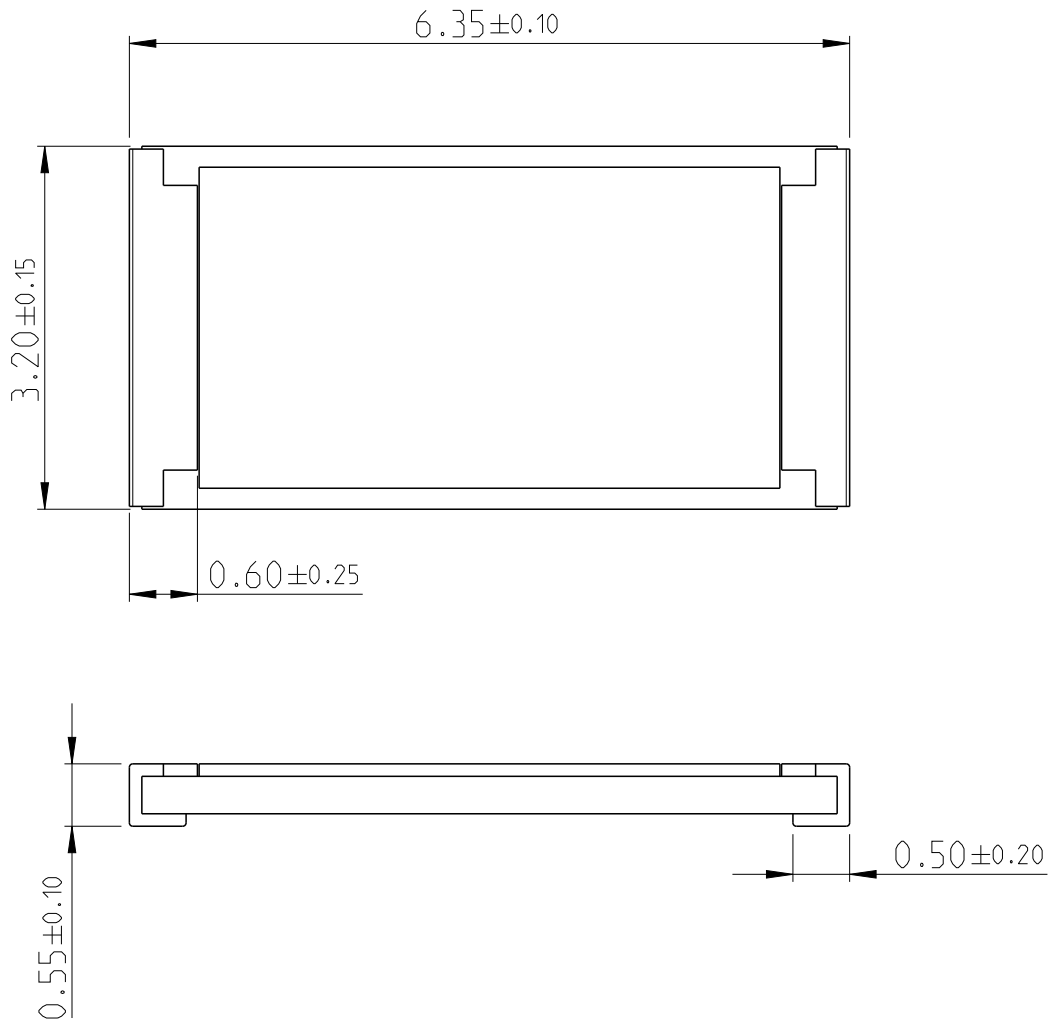
ALL RIGHTS RESERVED.

THIS DRAWING IS UNPUBLISHED.

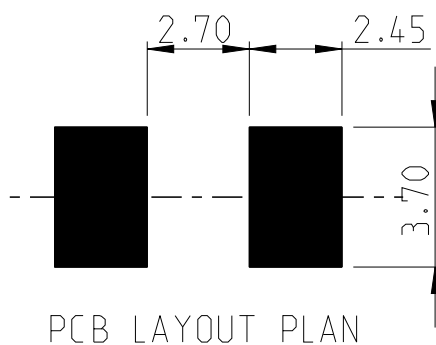
BY -

© COPYRIGHT 20

LOC	DIST	REVISIONS					
		P	LTR	DESCRIPTION	DATE	DWN	APVD
—	—		BC	ECR-16-000748	18JAN2016	KR	TN

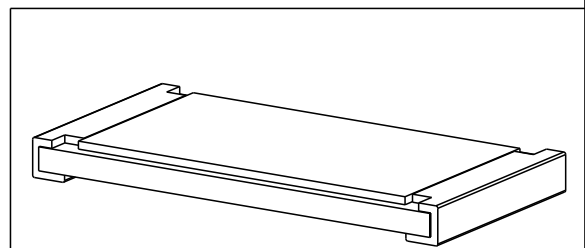




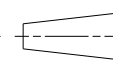
FOR FURTHER INFORMATION SEE PRODUCT SPECIFICATION FOR CRGH SERIES



PCB LAYOUT PLAN

RoHS Compliant



DIMENSIONS:		DWN	27JUN2012	MATERIAL	-	FINISH	-
mm		CHK	27JUN2012	 TE TE Connectivity			
TOLERANCES UNLESS OTHERWISE SPECIFIED:		ALLAN P	27JUN2012				
0 PLC \pm		APVD	27JUN2012				
1 PLC ± 0.5		TONY N		NAME SMD POWER RESISTORS - TYPE CRGH2512 SERIES			
2 PLC ± 0.13		PRODUCT SPEC					
3 PLC ± 0.013		-		SIZE	CAGE CODE	DRAWING NO	RESTRICTED TO
4 PLC ± 0.0001		APPLICATION SPEC		A 4	00779	C-1879523	-
ANGLES \pm		-					
 		WEIGHT	-				
Customer Drawing				SCALE	40:1	SHEET 1 OF 1	REV BC

Mouser Electronics

Authorized Distributor

Click to View Pricing, Inventory, Delivery & Lifecycle Information:

[TE Connectivity:](#)

[CRGH2512F13R](#)