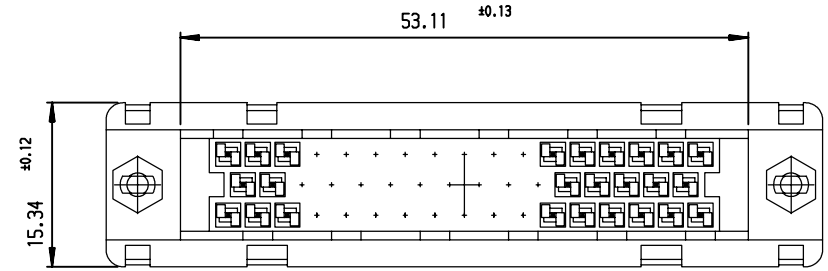

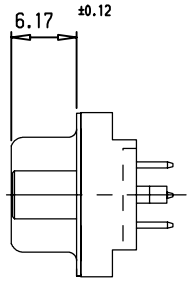

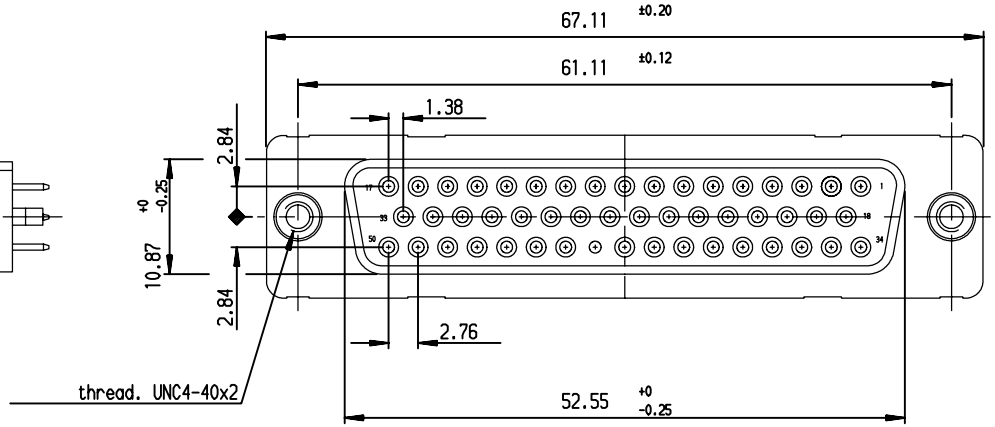

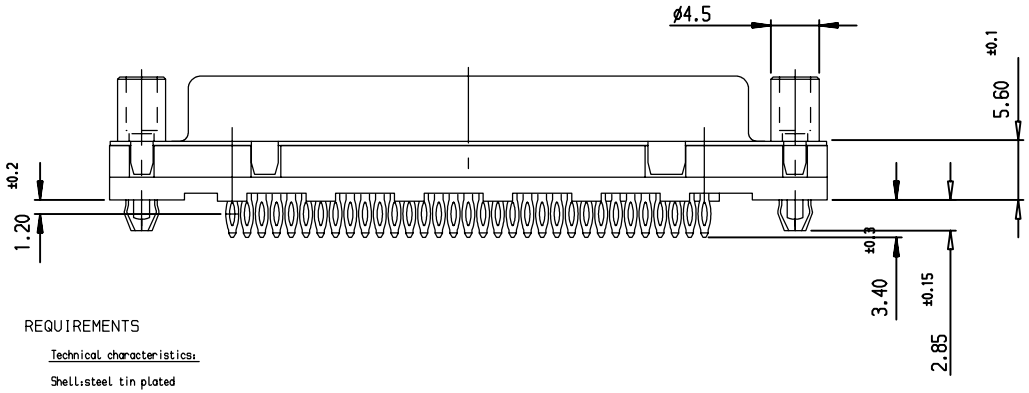

PC board drilling dimensions
(after plating - thickness: 1.60 mm)

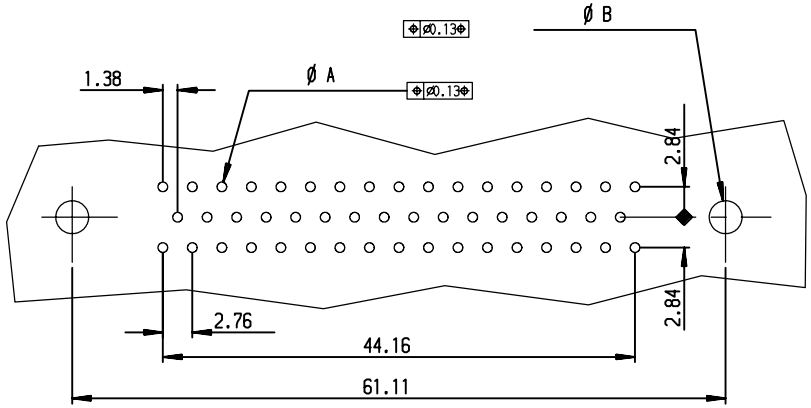

REQUIREMENTS

Technical characteristics:

Shell:steel tin plated

Insulators:self-extinguishing thermoplastic,ULclass94V0

Contacts:phosphor bronze, gold (for thickness see table)

over 2µ mini nickel on active area and flash to 1.5µ maxi SnPb over

1µ mini nickel on termination

Cycles:200 min for plating 4

:500 min for plating 6

Gauge retention force:0.20 N mini

Accessories:

Female screwLock with harpoon:tin plated,UNC 4.40

retention against torque 0.70N.m minimum

Electrical characteristics:

max.current rating:5A

Test voltage:1000V

Rated voltage:300V

Contact resistance:<10ma

Shell resistance:<5ma

Insulation resistance:>5000Ma

Climatic characteristics:

Operating temperature range:-55°c +125°c

Dimensions:

in accordance with MIL-C-24308B and DIN41652

PART NUMBER	
flash gold	D50S90C4GV00
0.76µ gold	D50S90C6GV00

PCB HOLE DEFINITION		
-	ØA	ØB
DRILLED HOLE	ø1.15±0.03	ø3.22±0.03
COPPER PLATING	25µ mini	
TIN-LEAD PLATING	5µ mini	
FINISHED HOLE AFTER REFLOW	ø0.94-1.09	ø3.02-3.20

0 10 20 30 MM

rev	ecn no	dr	date
D	-	MLE	1996/07/25
E	LS06-0140	LGO	2006/09/25
-	-	-	-
-	-	-	-
-	-	-	-
-	-	-	-
-	-	-	-

Part number	SEE TABLE

European Views

www.fciconnect.com

surface ISO 1302 | tolerance std ISO 406 ISO 1101 | projection | mm

TOLERANCES UNLESS OTHERWISE SPECIFIED

Dr	LENOIR	1994/06/24	ANGULAR	LINEAR	0.X	±0.1
Eng	LENOIR	1994/06/24			0.XX	±0.1
Chr	LEGARE	1994/06/24	0.XX° ±2°		0.XXX	±0.1
Appr	LEGARE	1994/06/24	Product family			D-SUB

size A3 | Scale 2 | ECN LS06-0140 | Spec ref -

title: FEMALE CONECTOR DELTA D 50-LOW PROFIL
straight press fit,female 4-40 screw

dwg no C01-8646-0259 | Rev. E

catalog no - | CUSTOMER | sheet 1 of 1

Copyright FCI.

REV F - 2006-04-17