THIS DRAWING IS UNPUBLISHED. RELEASED FOR PUBLICATION - , - .
© COPYRIGHT - By - ALL RIGHTS RESERVED.

LOC	DIST
GP	00

REVISIONS

P	LTR	DESCRIPTION	DATE	DWN	APVD
	S1	REVISED PER ECO-11-004835	11MAR11	RK	HMR

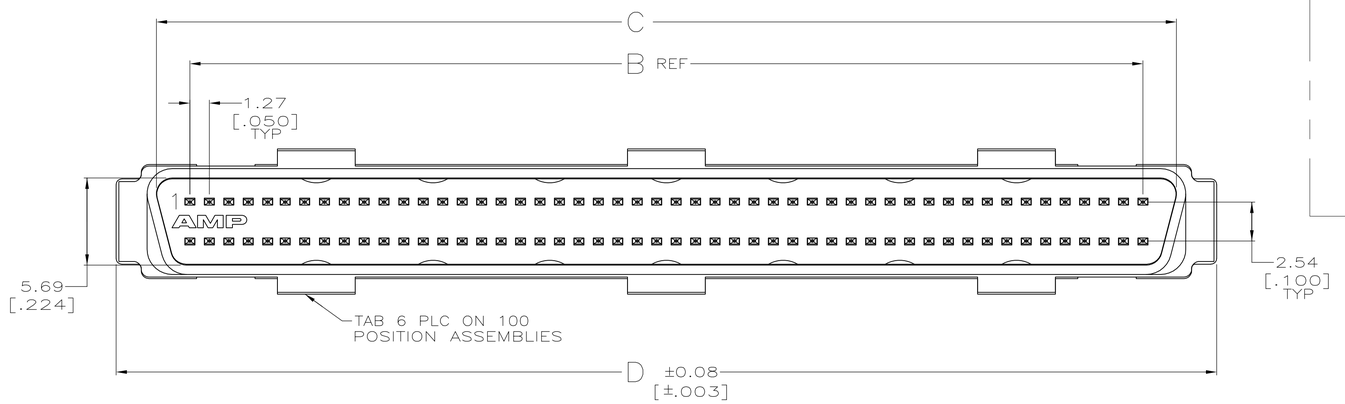

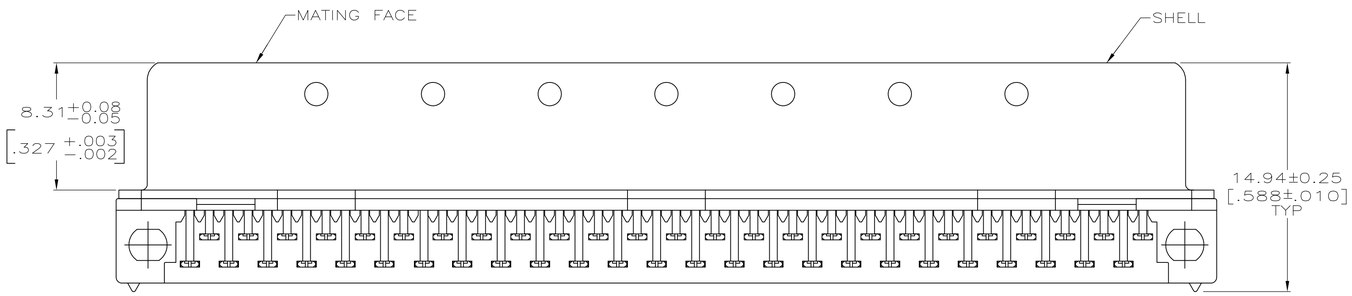

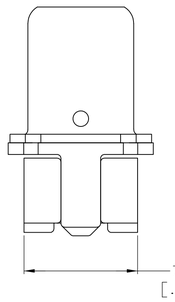

TERMINATED VIEW

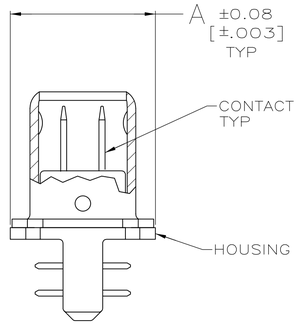

1. CONTACTS: PHOSPHOR BRONZE.
SHELL: CARBON STEEL
HOUSING : POLYESTER, BLACK, UL 94V-0 RATED.
TERMINATING COVERS: POLYESTER, UL 94V-0 RATED, COLOR: SEE TABLE

2. PLATED WITH EITHER 0.76μm [.000030] MIN GOLD PLATE OR GOLD FLASH OVER PALLADIUM NICKEL PLATE, 0.76μm [.000030] MIN TOTAL FOR A LENGTH OF 3.35 [.132] MIN FROM MATING END. 1.52μm [.000060] MIN TIN-LEAD IN TERMINATION AREA, ALL OVER 1.27μm [.000050] MIN NICKEL.

3. 0.25μm [.000010] MIN TIN-NICKEL OVER 3.81μm [.000150] MIN NICKEL OVER 2.54μm [.000100] MIN COPPER.

4. RECOMMENDED WIRE: 28 AWG OR 30 AWG, SOLID OR 7 STRAND, PVC INSULATION, REFER TO TABLE BELOW FOR INSULATION DIA.

5. COVERS PACKAGED SEPARATE FROM CONNECTORS IN SAME SHIPPING CONTAINER.

6. GOLD FLASH FOR A LENGTH OF 3.35 [.132] MIN FROM MATING END, 1.27μm [.000050] MIN TIN-LEAD IN TERMINATION AREA, BOTH OVER 1.27μm [.000050] MIN NICKEL.

7. OBSOLETE PART NUMBER.

8. PLATED WITH EITHER 0.76μm [.000030] MIN GOLD PLATE OR GOLD FLASH OVER PALLADIUM NICKEL PLATE, 0.76μm [.000030] MIN TOTAL FOR A LENGTH OF 3.35 [.132] MIN FROM MATING END. 3.00μm [.000118] MIN TIN IN TERMINATION AREA, ALL OVER 1.27μm [.000050] MIN NICKEL.

9. SUPERSEDED BY 750913-4.

10. SUPERSEDED BY 1-5750913-5.

11. SUPERSEDED BY 5750913-5.

12. SUPERSEDED BY 1-5750913-7.

13. SUPERSEDED BY 1-5750913-9.

14. SUPERSEDED BY 5750913-7.

15. SUPERSEDED BY 1-5750913-2.

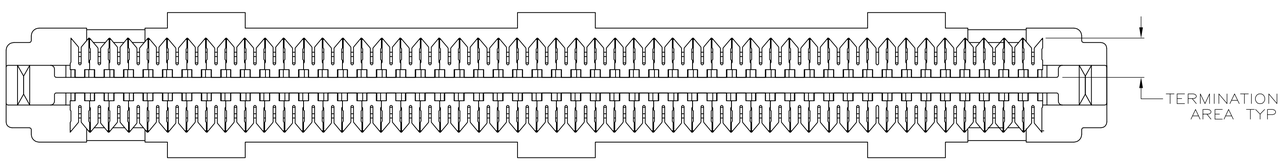



6	~~GRAY~~	0.74-0.79 [.029-.031]	40.11 [1.579]	34.85 [1.372]	30.48 [1.200]	7.44 [.293]	~~50~~	7 3-750913-5
6	~~BLACK~~	0.81-0.91 [.032-.036]	40.11 [1.579]	34.85 [1.372]	30.48 [1.200]	7.44 [.293]	~~50~~	7 2-750913-5
8	~~GRAY~~	0.74-0.79 [.029-.031]	71.86 [2.829]	66.60 [2.622]	62.23 [2.450]	9.47 [.373]	~~100~~	13 2-750913-2
8	~~GRAY~~	0.74-0.79 [.029-.031]	51.54 [2.029]	46.28 [1.822]	41.91 [1.650]	7.44 [.293]	~~68~~	12 2-750913-1
8	~~BLACK~~	0.81-0.91 [.032-.036]	40.11 [1.579]	34.85 [1.372]	30.48 [1.200]	7.44 [.293]	~~50~~	11 2-750913-0
2	GRAY	0.74-0.79 [.029-.031]	71.86 [2.829]	66.60 [2.622]	62.23 [2.450]	9.47 [.373]	100	1-750913-9
2	GRAY	0.74-0.79 [.029-.031]	51.54 [2.029]	46.28 [1.822]	41.91 [1.650]	7.44 [.293]	68	1-750913-7
2	~~GRAY~~	0.74-0.79 [.029-.031]	40.11 [1.579]	34.85 [1.372]	30.48 [1.200]	7.44 [.293]	~~50~~	10 1-750913-5
2	~~GRAY~~	0.74-0.79 [.029-.031]	33.76 [1.329]	28.50 [1.122]	24.13 [.950]	7.44 [.293]	~~40~~	9 1-750913-4
2	~~GRAY~~	0.74-0.79 [.029-.031]	24.87 [.979]	19.61 [.772]	15.24 [.600]	7.44 [.293]	~~26~~	15 1-750913-2
2	~~BLACK~~	0.81-0.91 [.032-.036]	71.86 [2.829]	66.60 [2.622]	62.23 [2.450]	9.47 [.373]	~~100~~	7 750913-9
2	~~BLACK~~	0.81-0.91 [.032-.036]	51.54 [2.029]	46.28 [1.822]	41.91 [1.650]	7.44 [.293]	~~68~~	14 750913-7
2	~~BLACK~~	0.81-0.91 [.032-.036]	40.11 [1.579]	34.85 [1.372]	30.48 [1.200]	7.44 [.293]	~~50~~	7 750913-5
2	~~BLACK~~	0.81-0.91 [.032-.036]	33.76 [1.329]	28.50 [1.122]	24.13 [.950]	7.44 [.293]	~~40~~	7 750913-4
2	BLACK	0.81-0.91 [.032-.036]	24.87 [.979]	19.61 [.772]	15.24 [.600]	7.44 [.293]	26	750913-2
CONTACT FINISH	TERMINATING COVERS COLOR	INSULATION 4 OUTER DIAMETER	D	C	B	A	NO OF POSN	PART NUMBER

THIS DRAWING IS A CONTROLLED DOCUMENT.

DIMENSIONS: mm [INCHES]

TOLERANCES UNLESS OTHERWISE SPECIFIED:
0 PLC ± -
1 PLC ± -
2 PLC ± 0.13[.005]
3 PLC ± -
4 PLC ± -
ANGLES ± -

MATERIAL 1

FINISH
SHELL: 3
CONTACTS: SEE TABLE

DWN J McCLINTON 8-13-91
CHK R STONE 8-19-91
APVD -
PRODUCT SPEC 108-1228
APPLICATION SPEC 114-40029
WEIGHT -

TE Connectivity

NAME
PLUG KIT, UNASSEMBLED,
DISCRETE WIRE TERMINATING COVER,
.050 SERIES, AMPLIMITE

SIZE	CAGE CODE	DRAWING NO	RESTRICTED TO
A1	00779	C-750913	-

CUSTOMER DRAWING | SCALE 5:1 | SHEET 1 OF 1 | REV S1

4805 (3/11)