



## Features :

- Universal AC input / Full range
- No load power consumption<0.3W
- ErP step2 compliant
- NRCan compliant
- Meet EISA 2007 (Energy Independence and Security Act)
- 3 pole AC inlet IEC320-C14
- Class I power (with earth pin)
- Protections: Short circuit / Overload / Over voltage
- Fully enclosed plastic case
- LED indicator for power on
- Approvals: UL / CUL / TUV / BSMI / CCC / PSE / CB / FCC / CE
- Pass LPS
- 2 years warranty




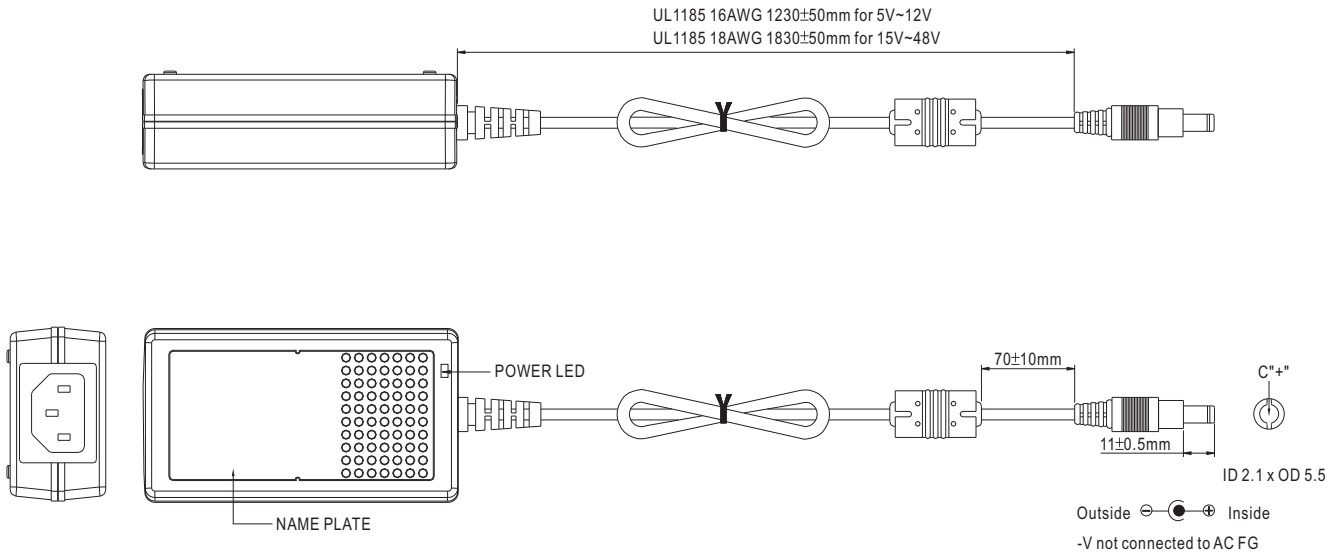
## SPECIFICATION

ORDER NO.		GS18A05-P1J	GS18A07-P1J	GS18A09-P1J	GS18A12-P1J	GS18A15-P1J	GS18A18-P1J	GS18A24-P1J	GS18A28-P1J	GS18A48-P1J
OUTPUT	SAFETY MODEL NO.	GS18A05	GS18A07	GS18A09	GS18A12	GS18A15	GS18A18	GS18A24	GS18A28	GS18A48
	DC VOLTAGE <small>Note.2</small>	5V	7.5V	9V	12V	15V	18V	24V	28V	48V
	RATED CURRENT	3.0A	2.0A	2.0A	1.50A	1.20A	1.0A	0.75A	0.64A	0.375A
	CURRENT RANGE	0 ~ 3.0A	0 ~ 2.0A	0 ~ 2.0A	0 ~ 1.50A	0 ~ 1.20A	0 ~ 1.0A	0 ~ 0.75A	0 ~ 0.64A	0 ~ 0.375A
	RATED POWER (max.)	15W	15W	18W	18W	18W	18W	18W	18W	18W
	RIPPLE & NOISE (max.) <small>Note.3</small>	50mVp-p	80mVp-p	80mVp-p	80mVp-p	100mVp-p	150mVp-p	180mVp-p	240mVp-p	240mVp-p
	VOLTAGE TOLERANCE <small>Note.4</small>	±5.0%	±5.0%	±5.0%	±3.0%	±3.0%	±3.0%	±2.0%	±2.0%	±2.0%
	LINE REGULATION <small>Note.5</small>	±1.0%	±1.0%	±1.0%	±1.0%	±1.0%	±1.0%	±1.0%	±1.0%	±1.0%
INPUT	LOAD REGULATION <small>Note.6</small>	±5.0%	±5.0%	±5.0%	±3.0%	±3.0%	±3.0%	±2.0%	±2.0%	±2.0%
	SETUP, RISE, HOLD UP TIME	500ms, 20ms, 50ms/230VAC      500ms, 20ms, 15ms/115VAC at full load								
	VOLTAGE RANGE	90 ~ 264VAC    135 ~ 370VDC								
	FREQUENCY RANGE	47 ~ 63Hz								
	EFFICIENCY (Typ.)	79.5%	82%	83%	85%	85%	85%	86%	86.5%	87%
	AC CURRENT	0.5A / 100VAC								
PROTECTION	INRUSH CURRENT (max.)	45A / 230VAC								
	LEAKAGE CURRENT(max.)	0.75mA / 240VAC								
	OVERLOAD	110 ~ 150% rated output power Protection type : Hiccup mode, recovers automatically after fault condition is removed								
ENVIRONMENT	OVER VOLTAGE	105 ~ 135% rated output voltage Protection type : Clamp by zener diode, output short								
	WORKING TEMP.	0 ~ +50℃ (Refer to "Derating Curve")								
	WORKING HUMIDITY	20% ~ 90% RH non-condensing								
SAFETY & EMC (Note. 7)	STORAGE TEMP., HUMIDITY	-20 ~ +85℃, 10 ~ 95% RH								
	TEMP. COEFFICIENT	±0.03% / ℃ (0 ~ 50℃)								
	VIBRATION	10 ~ 500Hz, 2G 10min./1cycle, period for 60min. each along X, Y, Z axes								
OTHERS	SAFETY STANDARDS	UL60950-1, CSA C22.2, TUV EN60950-1, BSMI CNS14336, PSE J60950-1(5~28V only), CCC GB4943 approved								
	WITHSTAND VOLTAGE	I/P-O/P:4242VDC, I/P-FG:2121VDC								
	ISOLATION RESISTANCE	I/P-O/P, I/P-FG:100M Ohms / 500VDC / 25℃ / 70% RH								
	EMC EMISSION	Compliance to EN55022, EN61000-3-2,3, FCC PART 15 / CISPR22 class B, CNS13438 class B, GB9254								
CONNECTOR	EMC IMMUNITY	Compliance to EN61000-4-2,3,4,5,6,8,11, light industry level, criteria A								
	MTBF	500Khrs min. MIL-HDBK-217F(25℃)								
	DIMENSION	93*54*36mm (L*W*H)								
NOTE	PACKING	230g ; 60pcs / 15kg / CARTON								
	PLUG	See page2								
CABLE	CABLE	See page2								

1.All parameters are specified at 230VAC input, rated load, 25℃ 70% RH ambient.  
2.DC voltage: The output voltage set at point measure by plug terminal & 50% load.  
3.Ripple & noise are measured at 20MHz by using a 12" twisted pair terminated with a 0.1uf & 47uf capacitor.  
4.Tolerance: includes set up tolerance, line regulation, load regulation.  
5.Line regulation is measured from low line to high line at rated load.  
6.Load regulation is measured from 20% to 100% rated load  
7.The power supply is considered as an independent unit, but the final equipment still need to re-confirm that the whole system complies with the EMC directives.

### ■ Mechanical Specification

Unit:mm

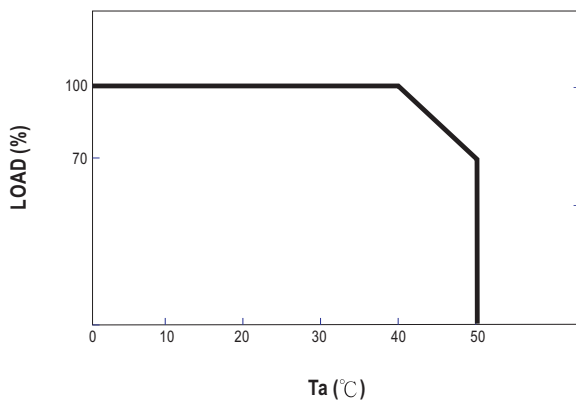


### ■ Plug Assignment

Standard plug: P1J

P1J	
P/N	OUTPUT
CENTER	+

### ■ Derating Curve



### ■ Static Characteristics

