

MITSUBISHI LASER DIODES
ML6XX25 SERIES
FOR OPTICAL INFORMATION SYSTEMS

**TYPE
NAME**

ML60125R, ML601J25

DESCRIPTION

ML6XX25 is a high power AlGaAs semiconductor laser which provides a stable, single transverse mode oscillation with emission wavelength of 785nm and standard light output of 30mW. ML6XX25 is produced by the MOCVD crystal growth method which is excellent in mass production and characteristics uniformity. This is a high-performance, highly reliable, and long life semiconductor laser.

FEATURES

- Output 30mW (CW) 45mW (pulse)
- Short astigmatic distance
- MQW * active layer
* : Multiple Quantum Well
- High volume production capacity
- Built-in monitor photodiode (ML60125R)

APPLICATION

Optical disc drive

ABSOLUTE MAXIMUM RATINGS (Note 1)

Symbol	Parameter	Conditions	Ratings	Unit
Po	Light output power	CW	35	mW
		Pulse(Note 2)	50	
VRL	Reverse voltage (laser diode)	-	2	V
VRD(Note 3)	Reverse voltage (Photodiode)	-	30	V
IFD(Note 3)	Forward current (Photodiode)	-	10	mA
Tc	Case temperature	-	-40~ +60	°C
Tstg	Storage temperature	-	-40~ +100	°C

Note1: The maximum rating means the limitation over which the laser should not be operated even instant time, and this does not mean the guarantee of its lifetime. As for the reliability, please refer to the reliability report from Mitsubishi Semiconductor Quality Assurance Department.

Note2: TARGET SPEC /Condition Duty less than 50%, pulse width less than 1μs

Note3: Applicable to ML60125R

ELECTRICAL/OPTICAL CHARACTERISTICS (Tc=25°C)

Symbol	Parameter	Test conditions	Min.	Typ.	Max	Unit
Ith	Threshold current	CW	-	35	50	mA
Iop	Operation current	CW, Po=30mW	-	85	110	mA
η	Slope efficiency	CW, Po=30mW	-	0.6	-	mW/mA
Vop	Operating voltage	CW, Po=30mW	-	2.0	2.5	V
λp	Peak wavelength	CW, Po=30mW	775	785	795	nm
θ //	Beam divergence angle (parallel)	CW, Po=30mW	9	10	11	deg.
θ ⊥	Beam divergence angle (perpendicular)	CW, Po=30mW	22	25	28	deg.
Im(Note 4)	Monitoring output current (Photodiode)	CW, Po=30mW, VRD=1V RL=10(Note 5)	-	0.4	-	mA
ID(Note 4)	Dark current (Photodiode)	VRD=10V	-	-	0.5	μA
Ct(Note 4)	Capacitance (Photodiode)	VRD=5V	-	7	-	pF


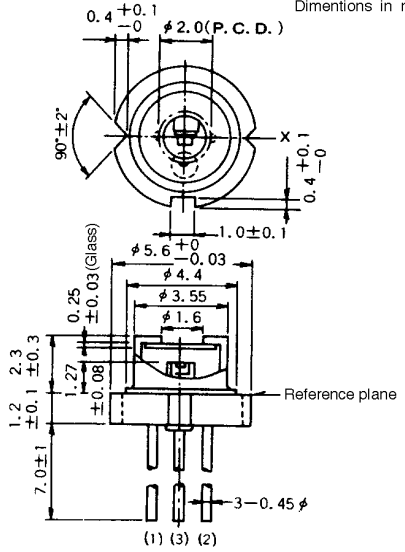
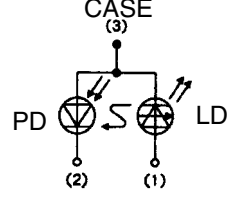
Note 4: Applicable to ML60125R

Note 5: RL=the load resistance of photodiode

ML6XX25 SERIES

FOR OPTICAL INFORMATION SYSTEMS

OUTLINE DRAWINGS

<p>ML60125R</p> 	<p>Dimensions in mm</p> 	
<p>ML601J25</p>	<p>Dimensions in mm</p> 