

# Section R

## Metal and Non-Metallic Raceway



### Index

<b>Metal Raceway</b>	<b>Page</b>
Raceway Profiles - Quick Reference Guide .....	R-2
HBL500 and HBL750 Series .....	R-3
HBL2000 and HBL2000A Series .....	R-9
Metal PlugTrak® .....	R-12
HBL2400 and HBL2400D Series .....	R-13
HBL3000 Series .....	R-17
HBL4750 Series .....	R-21
HBL6750 Series .....	R-27
HBLALU2000 Series .....	R-33
Aluminum PlugTrak® .....	R-36
HBLALU3800 and HBLALU4800 Series .....	R-37
HBLALU5000 and HBLALU7620 Series .....	R-41
Plates and Outlets .....	R-45
Technical Information and Wire Fill Capacity Chart .....	R-47
Cross Reference .....	R-48
<b>Non-Metallic Raceway</b>	<b>Page</b>
PolyTrak® Non-Metallic Raceway .....	R-53
PT1 PremiseTrak® (Non-Latching) Series .....	R-54
PP1 PremiseTrak® (Latching) Series .....	R-55
PL1 LANTrak® Series .....	R-56
PW1 WallTrak® Low Profile Series .....	R-57
PW2 2 Channel WallTrak® Series .....	R-58
PB2 2 Channel BaseTrak® Series .....	R-59
PB3 3 Channel BaseTrak® Series .....	R-60
PS3 3 Channel Super BaseTrak® .....	R-61
Non-Metallic PlugTrak® and Portable PlugTrak® .....	R-62
Plates and Outlets .....	R-63
Technical Information and Wire Capacity Fill Chart .....	R-64
<b>Pre-Wired Raceway</b>	<b>Page</b>
Introduction .....	R-65
Features and Benefits .....	R-66
Aluminum, Steel and Non-Metallic Raceways .....	R-67
Hubbell Pre-Wired Raceway with LINKOSITY® .....	R-68

### Metal Raceway



### Innovative Box Design



### Non-Metallic Raceway



### Pre-Wired Raceway

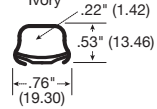




**Metal Raceway**

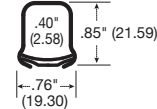
Color - Ivory, Gray or White

**HBL500**  
Ivory



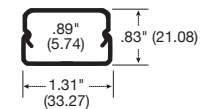
Page R-4

**HBL750**  
Ivory/White



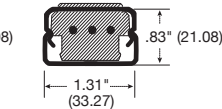
Page R-4

**HBL2000/A**  
Ivory/Gray



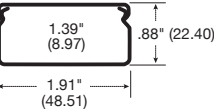
Page R-10

**Metal PlugTrak®**  
Ivory/Gray



Page R-12

**HBL2400**  
Ivory



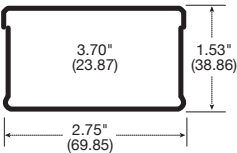
Page R-14

**HBL2400D**  
Ivory



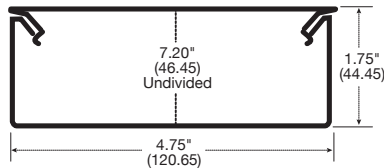
Page R-14

**HBL3000\***  
Ivory/Gray



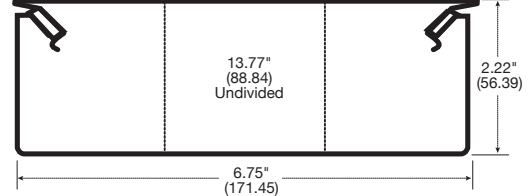
Page R-18

**HBL4750\***  
Ivory/Gray



Page R-22

**HBL6750\***  
Ivory/Gray

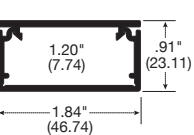


Page R-28

**Aluminum Raceway**

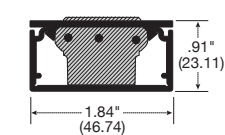
Color - Satin Anodized Finish

**HBLALU2000**



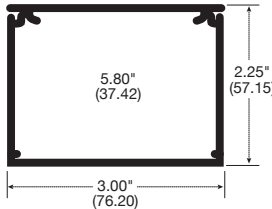
Page R-34

**Aluminum PlugTrak®**



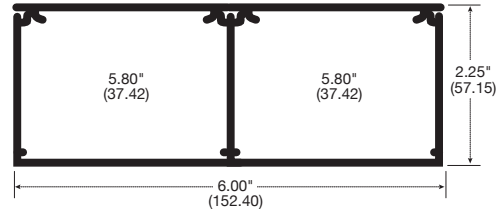
Page R-36

**HBLALU3800\***



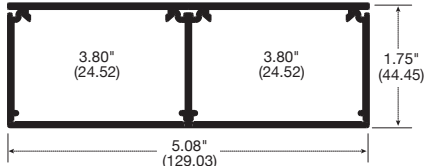
Page R-38

**HBLALU4800\***



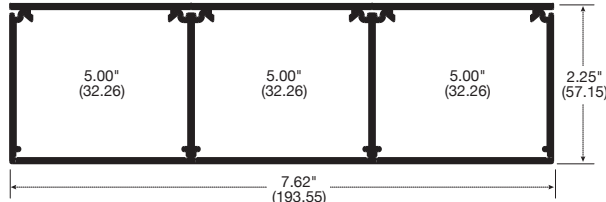
Page R-39

**HBLALU5000\***



Page R-42

**HBLALU7620\***

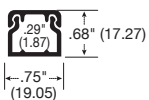


Page R-43

**Non-Metallic Raceway**

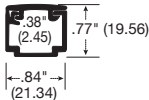
Color - Office White

**PT1**



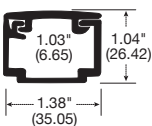
Page R-54

**PP1**



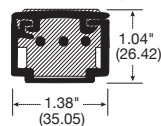
Page R-55

**PL1**



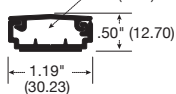
Page R-56

**Non-Metallic PlugTrak®**



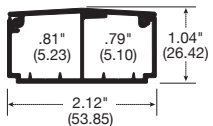
Page R-62

**PW1**



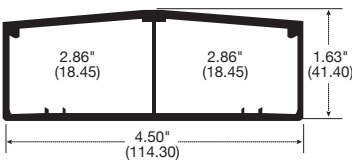
Page R-57

**PW2**



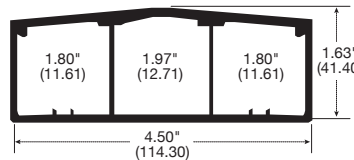
Page R-58

**PB2\***



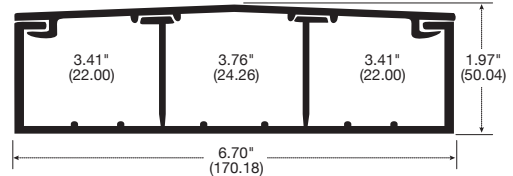
Page R-59

**PB3**



Page R-60

**PS3\***



Page R-61

Note: \*Available in PRE-WIRED.

Channel Area in Square Inches (square centimeters).



### Innovative Box Design

- Hubbell Handy-Screw® eliminates difficult to install long screws for easier installation.
- Rounded corners eliminate sharp edges.
- One seam construction provides “clean” look.
- Box design allows standard wallplates to be mounted flush with virtually no perimeter profile exposed.
- Full line of metal wallplates available. See page R-45 for selection.



### Enhanced Datacom Capabilities

- Allows up to five Category 5e, three Category 6, or two Category 6A cables.
- Available with 1½ in. (38.10) Category 6 and 6A bend radius fittings.
- Largest single channel low profile raceway available in its class.
- Ideal for datacom and oversized neutral applications.
- HBL750 Series exclusive to Hubbell.



### White Metal Raceway

- HBL750 Series available in white.
- Full line of product.
- More color options available for architects and interior designers.



### Retrofit Box for Fire Alarm Detectors

- Fits most manufactures of audible alarm systems.
- Hubbell Handy-Screw® eliminates difficult to install long screws for easier installation.
- Compatible with both HBL500 and HBL750 Series Metal Raceway.
- Available in white and ivory.

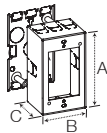
# Metal Raceway

## HBL500 and HBL750 Series

Metal Raceway and Switch/Receptacle Boxes



HBL500 and HBL750 Series	Description	Color	Length	HBL500 Series	HBL750 Series
	<b>Base and Cover</b> Available in 5 ft. (1.5m) lengths, packed 50 ft. (15m) per carton and 10 ft. (3m) lengths, packed 100 ft. (30m) per carton. HBL5701C coupling furnished with each length.	Ivory Ivory White	5 ft. 10 ft. 10 ft.	<b>HBL5005IV</b> <b>HBL50010IV</b> <b>HBL50010W</b> A: .53" (13.46) B: .76" (19.30)	<b>HBL7505IV</b> <b>HBL75010IV</b> <b>HBL75010W</b> A: .85" (21.59) B: .76" (19.30)



	Color	1-Gang	2-Gang	3-Gang	4-Gang	5-Gang	6-Gang
Standard	Ivory	<b>HBL5748IV</b>	<b>HBL57482IV</b>	<b>HBL57483IV</b>	<b>HBL57484IV</b>	<b>HBL57485IV</b>	<b>HBL57486IV</b>
	White	<b>HBL5748W</b>	<b>HBL57482W</b>	<b>HBL57483W</b>	—	—	—
		A: 4.54" (115.32) B: 2.82" (71.63) C: 1.75" (44.45)	A: 4.54" (115.32) B: 4.64" (117.86) C: 1.75" (44.45)	A: 4.54" (115.32) B: 6.45" (163.88) C: 1.75" (44.45)	A: 4.54" (115.32) B: 8.26" (209.91) C: 1.75" (44.45)	A: 4.54" (115.32) B: 10.01" (255.93) C: 1.75" (44.45)	A: 4.54" (115.32) B: 11.89" (301.96) C: 1.75" (44.45)
Shallow	Ivory	<b>HBL5747IV</b>	<b>HBL57472IV</b>	<b>HBL57473IV</b>	—	—	—
	White	<b>HBL5747W</b>	<b>HBL57472W</b>	—	—	—	—
		A: 4.54" (115.32) B: 2.82" (71.63) C: 1.38" (35.05)	A: 4.54" (115.32) B: 4.64" (117.86) C: 1.38" (35.05)	A: 4.54" (115.32) B: 6.45" (163.88) C: 1.38" (35.05)			
Deep	Ivory	<b>HBL5744SIV</b>	<b>HBL5744S2IV</b>	<b>HBL5744S3IV</b>	—	—	—
	White	<b>HBL5744SW</b>	<b>HBL5744S2W</b>	—	—	—	—
		A: 4.54" (115.32) B: 2.82" (71.63) C: 2.25" (57.00)	A: 4.54" (115.32) B: 4.64" (117.86) C: 2.25" (57.00)	A: 4.54" (115.32) B: 6.45" (163.88) C: 2.25" (57.00)			
Extra Deep	Ivory	<b>HBL5744IV</b>	<b>HBL57442IV</b>	<b>HBL57443IV</b>	—	—	—
	White	<b>HBL5744W</b>	<b>HBL57442W</b>	—	—	—	—
		A: 4.54" (115.32) B: 2.82" (71.63) C: 2.75" (69.85)	A: 4.54" (115.32) B: 4.64" (117.86) C: 2.75" (69.85)	A: 4.54" (115.32) B: 6.45" (163.88) C: 2.75" (69.85)			

Base Trade Size KOs

2 - 1/2"

1 - 1/2", 3/4" Concentric  
1 - Rectangular

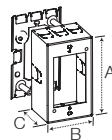
3 - 1/2"

4 - 1/2"

5 - 1/2"

6 - 1/2"

Note: For datacom applications, box selection is dependent on depth of connectors (jacks). See pages R-45 and R-46 for datacom product selection.



Extension Boxes	Description	Color	1-Gang	1-Gang Deep	1-Gang Blank	2-Gang	3-Gang
	<b>Extension Boxes</b> To extend existing flush switch and receptacle boxes. Blank is used where it is desired to blank original outlet.	Ivory White	<b>HBL5751IV</b> <b>HBL5751W</b> A: 4.54" (115.32) B: 2.82" (71.63) C: 1.38" (35.05)	<b>HBL5751AIV</b> <b>HBL5751AW</b> A: 4.54" (115.32) B: 2.82" (71.63) C: 1.75" (44.45)	<b>HBL5760IV</b> — A: 4.54" (115.32) B: 2.82" (71.63) C: 1.13" (28.70)	<b>HBL57512IV</b> — A: 4.54" (115.32) B: 4.64" (117.86) C: 1.38" (35.05)	<b>HBL57513IV</b> — A: 4.54" (115.32) B: 6.45" (163.88) C: 1.38" (35.05)

Dimensions in Inches (mm)



1-Gang Specialty Boxes	Description	Color	1-Gang	2-Gang Specialty Boxes	Description	Color	2-Gang
	<b>Low Profile Switch/Receptacle</b> Base has ½" trade size KOs.	Ivory White	<b>HBL5748SIV</b> <b>HBL5748SW</b> A: 4.54" (115.32) B: 2.82" (71.63) C: 1.13" (28.70)		<b>Alarm Device Box</b> Surface mounting of alarm devices and safety signals.	Ivory Red	<b>HBL5752IV</b> <b>HBL5752R</b> A: 4.54" (115.32) B: 4.64" (117.86) C: 1.38" (35.05)
	<b>Combination Switch/Recept.</b> Connects surface runs of ½" trade size conduit, one raceway twistout each side and three raceway twistouts top and bottom.	Ivory White	<b>HBL5745IV</b> <b>HBL5745W</b> A: 4.54" (115.32) B: 2.82" (71.63) C: 1.75" (44.45)		<b>Extra Deep Alarm Device Box</b> For surface mounting of alarm devices and safety signals. Cover is 2.75" (69.85) deep.	Ivory Red	<b>HBL5753IV</b> <b>HBL5753R</b> A: 4.54" (115.32) B: 4.64" (117.86) C: 2.75" (69.85)
1-Gang Specialty Boxes	<b>Utility Box*</b> For use as a tee, cross, pull box, junction box or blank box. Base has ½" trade size KOs.	Ivory	<b>HBL57242IV</b> <b>HBL57242W</b> A: 4.12" (104.78) B: 2.00" (50.80) C: 1.39" (35.31)	2-Gang Specialty Boxes	<b>Distribution Box</b> Twistouts permit three parallel raceway runs on each side. Cover takes devices with mounting screw centers of 2.75" (69.85), 3.5" (89.00), 4.0625" (103.00) and canopy fixture not larger than 4.625" (117.00). Can be used with HBL5736IV (blank cover) to create junction box.	Ivory	<b>HBL5735IV</b> A: 4.54" (115.32) B: 4.64" (117.86) C: 1.38" (35.05)


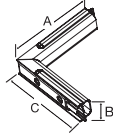

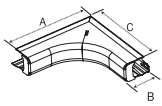

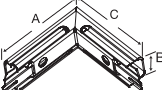

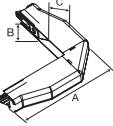

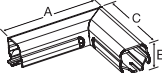

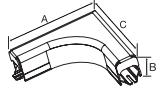

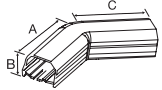

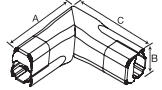

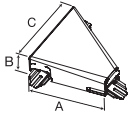

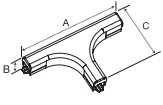
Note: \*Use catalog number HBL5791 for connecting ½ in. EMT to HBL5745 and HBL57242 boxes.


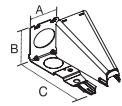

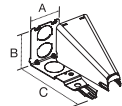



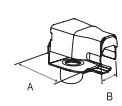

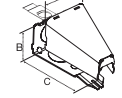

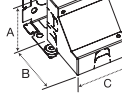



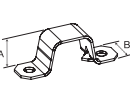

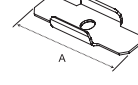

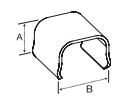

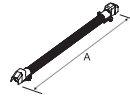

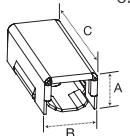

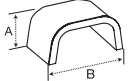
Round Boxes	Description	Color	4.75 inches O.D.	5.50 inches O.D.	6.38 inches O.D.
	<b>Extension Box (Open Base)</b> For mounting on 3.25" (83.00) or 4" (102.00) round or square conduit boxes or other recessed outlets. Cover takes any device with mounting screw centers of 2.75" (69.85), 3.5" (89.00) and 4.06" (103.00).	Ivory White	<b>HBL5737IV</b> <b>HBL5737W</b> A: 1.02" (26.00) B: 4.75" (120.65)	<b>HBL5737AIV</b> <b>HBL5737AW</b> A: 1.02" (26.00) B: 5.50" (140.00)	<b>HBL5739AIV</b> — A: 1.02" (26.00) B: 6.38" (162.01)
Round Boxes	<b>Fixture Box (Solid Base)</b> To hang fixtures. Cover takes any device with mounting screw centers of 2.75" (69.85), 3.5" (89.00) and 4.06" (103.00). Both boxes can be used as a pull or junction box when used with HBL5736IV (blank cover).	Ivory White	<b>HBL5738IV</b> <b>HBL5738W</b> A: 1.02" (26.00) B: 4.75" (120.65)	<b>HBL5738AIV</b> <b>HBL5738AW</b> A: 1.02" (26.00) B: 5.50" (140.00)	<b>HBL5739IV</b> <b>HBL5739W</b> A: 1.02" (26.00) B: 6.38" (162.01)

Specialty Round Boxes	Description	Color	Catalog Number	Round Covers	Description	Color	Catalog Number
	<b>Outlet Box</b> For devices with mounting screw centers of 1.47" (37.00), 1.63" (41.00), 1.69" (44.00) or 1.84" (46.00).	Ivory	<b>HBL5733IV</b> A: 1.02" (26.00) B: 3.00" (76.00)		<b>Blank Cover</b> For use with HBL5733IV. Has ½" trade size KO in center.	Ivory	<b>HBL5731IV</b> A: .24" (6.10) B: 2.40" (60.96)
	<b>Fanbox with Solid Base</b> Cover accepts fan bracket with mounting centers of 3.2" (81.00). Rated for fans and fixtures up to 50 lbs.	Ivory White	<b>HBL5738AFIV</b> <b>HBL5738AFW</b> A: .38" (9.75) B: 4.19" (106.30)		<b>Blank Cover</b> For use with HBL5735IV, HBL5737IV/W, HBL5737AIV/W, HBL5739AIV, HBL5738IV/W, HBL5738AIV/W and HBL5739IV/W. Has ½" trade size KO in center.	Ivory White	<b>HBL5736IV</b> <b>HBL5736W</b> A: .38" (9.75) B: 4.19" (106.30)
Specialty Round Boxes	<b>Retrofit Box for Fire Alarm Detectors</b> For installing round alarm sensors.	Ivory White	<b>HBL5739AABIV</b> <b>HBL5739AABW</b> A: 1.62" (41.15) B: 6.50" (165.10)	Round Covers			

Dimensions in Inches (mm)

Elbows	Description	Color	HBL500 Series	HBL750 Series	Description	Color	HBL500 and HBL750 Series
	<b>Internal Elbow</b> For inside surfaces at right angles.	Ivory White	<b>HBL517IV</b> <b>HBL517W</b> A: 3.33" (84.51) B: .58" (14.73) C: 3.33" (84.51)	<b>HBL717IV</b> <b>HBL717W</b> A: 3.33" (84.51) B: .90" (22.86) C: 3.33" (84.51)	<b>Internal Elbow Bend Radius</b> For inside surface at right angles requiring a 1.5" (38.10) bend radius. Suitable for Category 5, 5e, 6 and 6A applications.	Ivory White	<b>HBL5717BRIV</b> — A: 3.33" (84.51) B: .91" (23.11) C: 3.33" (84.51)
	 				 		
	<b>External Elbow</b> For outside surfaces at right angles.	Ivory White	<b>HBL518IV</b> <b>HBL518W</b> A: 2.59" (65.71) B: .58" (14.73) C: 2.59" (65.71)	<b>HBL718IV</b> <b>HBL718W</b> A: 2.59" (65.71) B: .90" (22.86) C: 2.59" (65.71)	<b>External Elbow Bend Radius</b> For outside surfaces at right angles requiring a 1.5 in. (38.10) bend radius. Suitable for Category 5, 5e, 6 and 6A applications.	Ivory White	<b>HBL5718BRIV</b> — A: 4.86" (123.43) B: .78" (19.80) C: 1.35" (34.28)
	 				 		
	<b>90° Flat Elbow</b> For right angle turns on same surface.	Ivory White	<b>HBL511IV</b> <b>HBL511W</b> A: 2.68" (68.13) B: .61" (15.50) C: 2.68" (68.13)	<b>HBL711IV</b> <b>HBL711W</b> A: 2.68" (68.13) B: .90" (22.86) C: 2.68" (68.13)	<b>Flat Elbow Bend Radius</b> For right angle turns requiring a 1.5 in. (38.10) bend radius. Suitable for Category 5, 5e, 6 and 6A applications.	Ivory White	<b>HBL5711BRIV</b> — A: 3.16" (80.34) B: .91" (23.11) C: 3.16" (80.34)
Tees	 				 		
	<b>45° Flat Elbow</b> For diagonal 45° turns on same surface.	Ivory White	<b>HBL512IV</b> — A: 2.46" (62.61) B: .58" (14.73) C: 2.46" (62.61)	<b>HBL712IV</b> — A: 2.70" (68.49) B: .91" (23.06) C: 2.70" (68.49)	<b>Internal Twisted Elbows</b> For 90° twist with 90° turn. For double turn at right angles from one to another. From a flat run on a side wall to a flat run on a ceiling, edge of door or window trim.	Ivory White  Ivory White	Right Elbow <b>HBL5711RHIV</b> <b>HBL5711RHW</b>  Left Elbow <b>HBL5711LHIV</b> <b>HBL5711LHW</b> A: 2.98" (75.72) B: .94" (23.75) C: 3.00" (76.20)
Tees	 				 		
	<b>Tee Fitting</b> For branches at right angles.	Ivory White	<b>HBL5715IV</b> <b>HBL5715W</b> A: 3.06" (77.67) B: 1.14" (28.86) C: 3.03" (76.96)		<b>Tee Fitting Bend Radius</b> For branches at right angles requiring a 1.5 in. (38.10) bend radius. Suitable for Category 5, 5e, 6 and 6A applications.	Ivory White	<b>HBL5715BRIV</b> — A: 5.55" (140.88) B: .90" (22.86) C: 3.16" (80.34)
Tees	 				 		





End Fittings	Description	Color	HBL500 and HBL750 Series	Description	Color	HBL500 and HBL750 Series
	<b>Entrance Connector</b> One ¼ in. KO for panel or conduit connection. One ¼ in. chase nipple and locknut furnished.	Ivory White	<b>HBL5786AIV</b> <b>HBL5786AW</b> A: 1.50" (38.10) B: 1.84" (46.74) C: 3.89" (98.87)	<b>Adjustable Offset Connector</b> Two ½ in. KOs for panel or conduit connection. Eliminates offsetting raceway when connecting to surface type panel boxes. One ½ in. chase nipple and locknut furnished.	Ivory White	<b>HBL5786IV</b> <b>HBL5786W</b> A: 1.50" (38.10) B: 1.84" (46.74) C: 3.89" (98.87)
	 			 		
	<b>Elbow Box Connector</b> For connecting raceway at right angles to conduit boxes, panel boxes, etc. having ½ in. nipple for trade size conduit.	Ivory	<b>HBL5783IV</b> A: 2.13" (54.05) B: 1.24" (31.50)	<b>Elbow Conduit Connector</b> For connecting raceway at right angles to ½ in. trade size conduit or armored cable connectors	Ivory	<b>HBL5784IV</b> A: 2.13" (54.05) B: 1.24" (31.50)
	 			 		
	<b>Combination Connector</b> For connecting raceway without offsetting to any 3.25 in. (83.00) or 4 in. (102.00) outlet box mounted on the surface with a KO for ½ in. trade size conduit. Spring steel bushing eliminates need for conduit nipple and locknut.	Ivory White	<b>HBL5785IV</b> <b>HBL5785W</b> A: 1.50" (38.10) B: 1.84" (46.74) C: 3.89" (98.87)	<b>Corner Box</b> For connecting HBL500 or HBL750 Raceway from ceiling or corner. Each leg of base has ½ in. trade size KO.	Ivory White	<b>HBL5719IV</b> <b>HBL5719W</b> A: 2.50" (63.50) B: 2.50" (63.50) C: 2.40" (60.96)
	 			 		

Fittings	Description	Color	HBL500 Series	HBL750 Series	Description	Color	HBL500 and HBL750 Series
	<b>Mounting Strap</b> (one- or two-hole) For mounting HBL500 or HBL750 Raceway to surface. Convert to one-hole by breaking off at score.	Ivory White	<b>HBL504IV</b> <b>HBL504W</b> A: .58" (14.73) B: .50" (12.70)	<b>HBL704IV</b> <b>HBL704W</b> A: .90" (22.86) B: .50" (12.70)	<b>Support Clip</b> For supporting lengths of HBL500 or HBL750 Raceway.	Ivory White	<b>HBL5703IV</b> <b>HBL5703W</b> A: 2.51" (63.75)
	 				 		
	<b>Connection Cover</b> To cover potential openings where two lengths of HBL500 or HBL750 Raceway come together.	Ivory White	<b>HBL506IV</b> <b>HBL506W</b> A: .60" (15.24) B: .80" (20.31)	<b>HBL706IV</b> <b>HBL706W</b> A: .91" (23.10) B: .80" (20.31)	<b>Flexible Section</b> For getting around offsets, side bends, twisted turns or curved surfaces.	Ivory	<b>HBL5700FIV</b> A: 18.00" (457.20)
	 				 		
	<b>Transition Fitting</b> For transitioning from either Wiremold® V500 to Hubbell HBL500 Raceway or Wiremold® V700 to Hubbell HBL750 Raceway.	Ivory	<b>HBL500TFIV</b> A: .65" (16.51) B: .89" (22.61) C: 2.15" (54.61)	<b>HBL750TFIV</b> A: .98" (24.89) B: .89" (22.61) C: 2.15" (54.61)			
	 						
	<b>Bushing</b> Protect wires from potential abrasion. Fits into end of HBL500 or HBL750 Raceway.	Steel*	<b>HBL502B</b> A: .35" (8.83) B: .70" (17.68)	<b>HBL702B</b> A: .60" (15.24) B: .70" (17.68)			
	 						

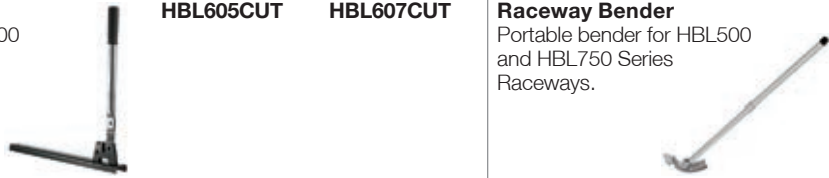

Note: \*Zinc Plated Steel.

Wiremold® is a registered trademark of the Wiremold Company.

Dimensions in Inches (mm)

Fittings	<b>Description</b>	<b>Material</b>	<b>HBL500 and HBL750 Series</b>		<b>Description</b>	<b>Material</b>	<b>HBL500 and HBL750 Series</b>
	<b>Box Connector</b> For connecting raceway to conduit boxes or panel boxes having KO for conduit. May also be used for conduit type fittings.	Steel*	<b>HBL5781</b> ½" NPT (13) Male A: .75" (19.1) B: 1.24" (31.62)	<b>HBL5781A</b> ¾" NPT (19) Male A: .75" (19.1) B: 1.24" (31.62)	<b>½ in. EMT Connector</b> For connecting raceway to conduit boxes or panel boxes having KO for conduit.	Steel*	<b>HBL5791</b> A: 1.20" (30.48) B: 1.09" (27.70)
							
	<b>Conduit Connector</b> For connecting raceway to conduit.	Steel*	<b>HBL5782C</b> ½" NPT (13) Male A: .75" (19.1) B: 1.75" (44)	<b>HBL5782A</b> ¾" (19.1) Female A: .75" (19.1) B: 1.75" (44)	<b>Coupling</b> For joining and supporting lengths of HBL500 or HBL750 Raceway.	Steel**	<b>HBL5701C</b> A: 2.00" (50.80)
							
	<b>Grounding Clamp</b> Provides grounding means for ½ in. trade size conduit using locknut.	Steel**	<b>HBL5709GC</b> A: 1.04" (26.03) B: 1.18" (29.84)		<b>Ground Clamp</b> Used to provide additional grounding of raceway or to ground remotely located devices. Attach ground wire to screw as required by National Electrical Code.	Steel**	<b>HBL5709</b> A: 2.00" (50.80)
							
	<b>Special Nipple</b> For hanging or connecting either .375 in. (9.5) or .5 in. (12.7) fixtures to Hubbell fittings with ½ in. trade size KOs.	Steel*	<b>HBL5780</b> A: .63" (16.00)		<b>Armored Cable Connector</b> For connecting 14/2, 14/3, 12/2 and 12/3 "MC" and armored cable to Hubbell fittings. A short piece of HBL500 or HBL750 Series Raceway must be used between this connector and the Hubbell fitting. Not for connection to ½ in. (12.7) flex conduit.	Steel**	<b>HBL5790B</b> A: 2.00" (50.80) B: .99" (25.25)
							

Note: \*Zinc Plated Steel.  
 \*\*Galvanized Steel.

Tools	<b>Description</b>	<b>HBL500 Series</b>	<b>HBL750 Series</b>	<b>Description</b>	<b>Color</b>	<b>HBL500 and HBL750 Series</b>
	<b>Cutter</b> Portable cutter for HBL500 and HBL750 Series Raceways.	<b>HBL605CUT</b>	<b>HBL607CUT</b>	<b>Raceway Bender</b> Portable bender for HBL500 and HBL750 Series Raceways.		<b>HBL600B</b>
						
	<b>Cutter Replacement Blade</b>	<b>HBL605K</b>	<b>HBL607K</b>	<b>Touch-Up Paint Pen</b>	Ivory White	<b>HBLIWEP</b> <b>HBLWWEP</b>
						

Dimensions in Inches (mm)





### HBL2000A Raceway

- Cover is 0.040" (1.016) thick which allows up to 600V AC.
- Higher capacity power applications (up to 26 #12AWG wires).
- Available in cover only or base and cover options.



### Innovative Box Design

- Hubbell Handi-Screw® eliminates difficult to install long screws for easier installation.
- Rounded corners eliminate sharp edges.
- One seam construction provides "clean" look.
- Box design allows standard wallplates to be mounted flush with virtually no perimeter profile exposed.
- Full line of metal wallplates available. See page R-45 for selection.



### Bend Radius Fittings

- 1½ in. (38.10) bend radius.
- Ideal for high speed data cables including Category 5, 5e, 6 and 6A applications.



### Metal PlugTrak® Featuring Exclusive Receptacle Design

- Gray or ivory scratch resistant finish.
- Multiple spacing configurations.
- Hubbell designed and manufactured single receptacle.
- Insulation displacement wiring provides superior wire retention.
- Mates with HBL2000 Series Metal Raceway.
- Available in 3 ft. (0.9m), 5 ft. (1.5m) and 6 ft. (1.8m) lengths.
- Tamper-Resistant versions available.

# Metal Raceway

## HBL2000 and HBL2000A Series

Metal Raceway, Device Boxes, Elbows and Tees



HBL2000 Series	Description	Color	Catalog Number	HBL2000A Series	Description	Color	Catalog Number
	<b>Base and Cover (300V Rated)</b> Cover is 0.025 in. (0.635) thick up to 300V AC applications. Packed 50 ft. (15m) per carton, 5 ft. (1.5m) lengths.	Ivory Gray	<b>HBL2000BCIV</b> <b>HBL2000BCGY</b> A: 60.00" (1,524.00) B: 1.31" (33.27) C: .83" (21.08)		<b>Base and Cover (600V Rated)</b> Cover is 0.040 in. (1.016) thick up to 600V AC or higher capacity power applications (up to 26 #12AWG wires). Packed 50 ft. (15m) per carton, 5 ft. (1.5m) lengths.	Ivory Gray	<b>HBL2000BCAIV</b> <b>HBL2000BCAGY</b> A: 60.00" (1,524.00) B: 1.31" (33.27) C: .83" (21.08)

Base and Cover	Description	Color	Catalog Number	Base and Cover	Description	Color	Catalog Number
	<b>5 Ft. Base Only</b> For use with HBL2000 and HBL2000A raceway. Packed 50 ft. (15m) per carton, 5 ft. (1.5m) lengths.	Ivory Gray	<b>HBL2000B5IV</b> <b>HBL2000B5GY</b> A: 60.00" (1,524.00) B: 1.31" (33.27)		<b>5 Ft. Cover Only (300V Rated)</b> Cover is 0.025 in. (0.635) thick. Packed 50 ft. (15m) per carton, 5 ft. (1.5m) lengths.	Ivory Gray	<b>HBL2000CIV</b> <b>HBL2000CGY</b> A: 60.00" (1,524.00) B: 1.31" (33.27)
					<b>5 Ft. Cover Only (600V Rated)</b> Cover is 0.040 in. (1.016) thick up to 600V AC or higher capacity power applications (up to 26 #12AWG wires). Packed 50 ft. (15m) per carton, 5 ft. (1.5m) lengths.	Ivory Gray	<b>HBL2000CAIV</b> <b>HBL2000CAGY</b> A: 60.00" (1,524.00) B: 1.31" (33.27)

Device Boxes	Description	Color	Catalog Number	Device Boxes	Description	Color	Catalog Number
	<b>1-Gang Device Box</b> For deep switches and receptacles. Base has one ½ in. trade size KO and rectangular KO for extension to wall box.	Ivory Gray	<b>HBL2048IV</b> <b>HBL2048GY</b> A: 4.54" (115.32) B: 2.82" (71.63) C: 1.75" (44.45)		<b>2-Gang Device Box</b> For deep switches and receptacles. Base has one ½ in. trade size KO and rectangular KO for extension to wall box.	Ivory Gray	<b>HBL20482IV</b> <b>HBL20482GY</b> A: 4.54" (115.32) B: 4.64" (117.86) C: 1.75" (44.45)
Elbows	<b>Internal Corner Coupling</b> For surfaces at right angles, or for use as a straight-through fitting. Furnished with one fiber bushing.	Steel**	<b>HBL2017TC</b> A: 1.30" (32.98) B: 1.40" (35.56)	Elbows	<b>Internal Elbow Bend Radius</b> For inside surface at right angles requiring a 1.5" (38.10) bend radius. Suitable for Category 5, 5e, 6 and 6A applications.	Ivory Gray	<b>HBL2017BRIV*</b> <b>HBL2017BRGY*</b> A: .85" (21.56) B: 3.47" (88.11)
	<b>External Elbow Coupling</b> For right angle turns around external corners.	Ivory Gray	<b>HBL2018CIV</b> <b>HBL2018CGY</b> A: 1.88" (47.75)		<b>External Elbow Bend Radius</b> For outside surfaces at right angles requiring a 1.5 in. (38.10) bend radius. Suitable for Category 5, 5e, 6 and 6A applications.	Ivory Gray	<b>HBL2018BRIV*</b> <b>HBL2018BRGY*</b> A: 5.11" (129.72)
	<b>90° Flat Elbow</b> For right angle turns on same surface.	Ivory Gray	<b>HBL2011IV*</b> <b>HBL2011GY*</b> A: 2.56" (65.02)		<b>Flat Elbow Bend Radius</b> For branches at right angles requiring a 1.5 in. (38.10) bend radius. Suitable for Category 5, 5e, 6 and 6A applications.	Ivory Gray	<b>HBL2011BRIV*</b> <b>HBL2011BRGY*</b> A: 4.29" (109.03)
Tees	<b>Tee Fitting</b> For branches at right angles. Couplings furnished.	Ivory Gray	<b>HBL2015IV*</b> <b>HBL2015GY*</b> A: 6.00" (152.40) B: 2.81" (71.44) C: 4.00" (101.60)	Tees	<b>Tee Fitting Bend Radius</b> For branches at right angles. Couplings furnished. Suitable for Category 5, 5e, 6 and 6A applications.	Ivory Gray	<b>HBL2015BRIV*</b> <b>HBL2015BRGY*</b> A: 7.35" (186.78) B: 4.33" (110.00)




Note: \*HBL2001C couplings included.

\*\*Galvanized Steel.

Dimensions in Inches (mm)

End Fittings	Description	Color	Catalog Number	Description	Color	Catalog Number
	<b>Transition Fitting</b> For transitioning from Wiremold® 2000 Raceway to Hubbell HBL2000 Raceway.  	Ivory Gray	<b>HBL2000TFIV</b> <b>HBL2000TFGY</b> A: .82" (20.71) B: 1.38" (35.12) C: 2.04" (51.82)	<b>Entrance End Fitting</b> For connecting HBL2000 Raceway with one ½ in. conduit and armored cable connectors.  	Ivory Gray	<b>HBL2010A2IV</b> <b>HBL2010A2GY</b> A: 3.01" (76.45) B: 1.30" (33.02) C: 1.49" (37.85)
	<b>Blank End Fitting</b> For closing open end of HBL2000 Raceway.  	Ivory Gray	<b>HBL2010BIV</b> <b>HBL2010BGY</b> A: .78" (19.94)	<b>Large Capacity Entrance End Fitting</b> Offers larger capacity than HBL2010A2IV/GY. One ½ in. trade size KO on each side, ½ in. and ¾ in. concentric KOs on end and bottom.  	Ivory Gray	<b>HBL2010A3IV</b> <b>HBL2010A3GY</b> A: 3.69" (93.80) B: 2.02" (51.18) C: 1.79" (45.36)
Fittings	<b>End Reducing Connector</b> For connecting HBL2000 Raceway to HBL500 Raceway through end of HBL2000 Raceway.  	Ivory	<b>HBL2089EIV</b> A: .78" (19.81)	<b>Side Reducing Connector</b> For connecting HBL2000 Raceway to HBL500 Raceway through side of HBL2000 Raceway.  	Ivory	<b>HBL2089IV*</b> A: 6.00" (152.40) B: 3.25" (82.55)
	<b>Cover Clip</b> Use to cover potential openings where two pieces of HBL2000 Raceway cover come together.  	Ivory Gray	<b>HBL2006IV</b> <b>HBL2006GY</b> A: .75" (19.05)	<b>Flush Plate Adaptor</b> For feeding HBL2000 Raceway from an existing wall outlet. ½ in. threaded stud with steel locknut for grounding.  	Ivory Gray	<b>HBL2051HIV</b> <b>HBL2051HGY</b> A: 4.50" (114.30)
	<b>Wire Clip</b> For holding conductors in place in the raceway base. For use when using the HBL2000CIV/GY cover only.  	Steel**	<b>HBL2000WC</b> A: .44" (11.18) B: .24" (6.03) C: 1.24" (31.50)	<b>Wire Clip</b> For holding conductors in place in the raceway base. For use when using the HBL2000CAIV/GY cover only.  	Steel**	<b>HBL2000WCA</b> A: .44" (11.18) B: .60" (15.17) C: 1.24" (31.50)
	<b>Coupling</b> For joining lengths of HBL2000 Raceway.  	Steel**	<b>HBL2001C</b> A: 2.00" (50.80)	<b>Supporting Clip</b> For temporarily supporting lengths of HBL2000 Raceway at any point. Mount with #6 flat head fastener. Raceway must be screwed to the wall for secure fastening.  	Steel**	<b>HBL2003SC</b> A: 2.00" (50.80)
	<b>Ground Clamp</b> For connection of equipment grounding conductor to provide an additional ground to raceway. Galvanized steel.  	Steel**	<b>HBL2009GC</b> A: 1.00" (25.64)			

Note: \*HBL2001C couplings included.  
 \*\*Galvanized Steel.

Tools	Description	Catalog Number	Description	Color	Catalog Number
	<b>Cutter</b> Portable cutter for HBL2000 Series Raceway. (Not for use with HBL2000A series). 	<b>HBL620C</b>	<b>Touch-Up Paint Pen</b> 	Ivory Gray	<b>HBLIWEP</b> <b>HBLGWEP</b>
	<b>Cutter Replacement Blade Set</b> 	<b>HBL620BCK</b>			

# Metal Raceway Metal PlugTrak®





Metal PlugTrak®, Portable Metal PlugTrak®, Boxes and Fittings



Available in Standard, Isolated Ground (IG) and Tamper-Resistant (TR) versions.

 Tamper-Resistant















	Amp	Circuits	# Single Recept.	Receptacle Spacing (in.)	Color	
					Ivory	Gray
3 Foot	15	Single	6	6	HBL20GB306IV	HBL20GB306GY
	15	IG/Single	6	6	HBL20IG306IV	HBL20IG306GY
	15	TR/Single	6	6	HBL20GB306IVTR	HBL20GB306GYTR 
	20	Single	6	6	HBL24GB306IV	HBL24GB306GY
	20	TR/Single	6	6	HBL24GB306IVTR	HBL24GB306GYTR 
5 Foot	15	Single	10	6	HBL20GB506IV	HBL20GB506GY
	15	Single	5	12	HBL20GB512IV	HBL20GB512GY
	15	Two	5	12	HBL20GBA512IV	HBL20GBA512GY
	15	IG/Single	5	12	HBL20IG512IV	HBL20IG512GY
	15	TR/Single	5	12	HBL20GB512IVTR	HBL20GB512GYTR 
	20	Single	10	6	HBL24GB506IV	HBL24GB506GY
	20	Single	5	12	HBL24GB512IV	HBL24GB512GY
	20	Two	5	12	HBL24GBA512IV	HBL24GBA512GY
6 Foot	20	TR/Two	5	12	HBL24GB512IVTR	HBL24GB512GYTR 
	15	Single	12	6	HBL20GB606IV	HBL20GB606GY
	15	Single	8	9	HBL20GB609IV	HBL20GB609GY
	15	Single	6	12	HBL20GB612IV	HBL20GB612GY
	15	Single	4	18	HBL20GB618IV	HBL20GB618GY
	15	Two	8	9	HBL20GBA609IV	HBL20GBA609GY
	15	Two	6	12	HBL20GBA612IV	HBL20GBA612GY
	15	Two	4	18	HBL20GBA618IV	HBL20GBA618GY
	15	IG/Single	12	6	HBL20IG606IV	HBL20IG606GY
	20	Single	12	6	HBL24GB606IV	HBL24GB606GY
	20	Single	6	12	HBL24GB612IV	HBL24GB612GY
	20	Single	4	18	HBL24GB618IV	HBL24GB618GY
	20	Two	6	12	HBL24GBA612IV	HBL24GBA612GY
	20	Two	4	18	HBL24GBA618IV	HBL24GBA618GY



Portable	Amp	Circuits	Length (in.)	Cord Length (ft.)	# Single Recept.	Color	
						Ivory	Gray
	15	Single	40	6	6	HBL20C215IV	HBL20C215GY
	15	Single	64	6	10	HBL20C315IV	HBL20C315GY

Note: IG = Isolated Ground and TR = Tamper-Resistant.

Hubbell Metal PlugTrak is supplied with two HBL2010BIV/GY blank end fittings and one HBL2001C coupling. Catalog number suffix "IV" for ivory finish and "GY" for gray finish. Outlets match raceway color. "IG" Isolated ground receptacles are orange color. Portable PlugTrak includes 15A circuit breaker.

	Description	Color	Catalog Number
Boxes	1-Gang Device Box 	Ivory Gray	HBL2048IV HBL2048GY
	2-Gang Device Box 	Ivory Gray	HBL20482IV HBL20482GY
Elbows and Tees	External Elbow 	Ivory Gray	HBL2018CIV HBL2018CGY
	Flat Elbow 	Ivory Gray	HBL2011IV HBL2011GY
	Tee 	Ivory Gray	HBL2015IV HBL2015GY
End Fittings	Entrance End Fitting 	Ivory Gray	HBL2010A2IV HBL2010A2GY
	Large Entrance End Fitting 	Ivory Gray	HBL2010A3IV HBL2010A3GY
	Blank End Fitting 	Ivory Gray	HBL2010BIV HBL2010BGY
Fittings	Cover Clip 	Ivory Gray	HBL2006IV HBL2006GY
	Supporting Clip 	Steel**	HBL2003SC*
	Coupling 	Steel**	HBL2001C
	Internal Corner Coupling 	Steel**	HBL2017TC

Note: \*Support clip HBL2003SC for supporting Portable Metal PlugTrak only.

\*\*Galvanized Steel.

See pages R-10 and R-11 for additional information.





### HBL2400 and HBL2400D Raceway

- Increased capacity, more than the HBL2000 Series Raceway.
- Divided base allows for dual services within one raceway profile.



### Bend Radius Fittings

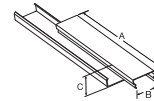
- 1½ in. (38.10) bend radius.
- Ideal for high speed data cables including Category 5, 5e, 6 and 6A applications.



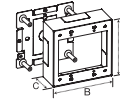
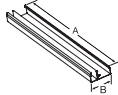
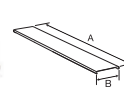
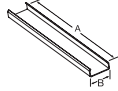
### Innovative Box Design

- Hubbell Handi-Screw® eliminates difficult to install long screws for easier installation.
- Rounded corners eliminate sharp edges.
- One seam construction provides “clean” look.
- Box design allows standard wallplates to be mounted flush with virtually no perimeter profile exposed.
- Full line of metal wallplates available. See page R-45 for selection.

HBL2400 Series	Description	Color	Catalog Number
	<b>Undivided Base and Cover</b> Packed 50 ft. (15m) per carton, 5 ft. (1.5m) lengths.	Ivory	<b>HBL2400BCIV</b> A: 60.00" (1,524.00) B: 1.91" (48.51) C: .88" (22.40)

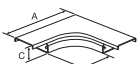
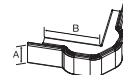


HBL2400 Series Base and Cover	Description	Color	Catalog Number	HBL2400 Series Base and Cover	Description	Color	Catalog Number
	<b>10 Ft. Base, Undivided</b> Packed 100 ft. (30.5m) per carton, 10 ft. (3m) lengths.	Ivory	<b>HBL2400B10IV</b> A: 120.00" (3,048.00) B: 1.91" (48.51)		<b>5 Ft. Cover</b> Packed 50 ft. (15m) per carton, 5 ft. (1.5m) lengths.	Ivory	<b>HBL2400CIV</b> A: 60.00" (1,524.00) B: 1.89" (48.00)
	<b>5 Ft. Base, Undivided</b> Packed 50 ft. (15m) per carton, 5 ft. (1.5m) lengths.	Ivory	<b>HBL2400BIV</b> A: 60.00" (1,524.00) B: 1.91" (48.51)				
	<b>10 Ft. Base, Divided</b> Packed 100 ft. (30.5m) per carton, 10 ft. (3m) lengths.	Ivory	<b>HBL2400BDIV</b> A: 120.00" (3,048.00) B: 1.91" (48.51)				



Standard	Description	Color	Type	1-Gang	2-Gang
	<b>Device Box</b> For deep switches and receptacles. Base has one ½ in. trade size KO and rectangular KO for extension to wall box.	Ivory Ivory	Divided Undivided	<b>HBL2448IV</b> A: 4.54" (115.32) B: 2.82" (71.63) C: 1.75" (44.45)	<b>HBL24482IV</b> A: 4.54" (115.32) B: 4.64" (117.86) C: 1.75" (44.45)
Extra Deep	<b>Device Box</b> For deep switches and receptacles. Base has one ½ in. trade size KO and rectangular KO for extension to wall box (undivided box pictured).	Ivory Ivory	Divided Undivided	<b>HBL2444DIV</b> <b>HBL2444IV</b> A: 4.54" (115.32) B: 2.82" (71.63) C: 2.75" (69.85)	<b>HBL2444D2AIV</b> <b>HBL24442IV</b> A: 4.54" (115.32) B: 4.64" (117.86) C: 2.75" (69.85)

Elbows and Tees	Description	Color	Type	Catalog Number	Elbows and Tees	Description	Color	Type	Catalog Number
	<b>Internal Elbow Bend Radius</b> For inside surfaces at right angles, requiring a 1.5 in. (38.10) bend radius. Suitable for Category 5, 5e, 6 and 6A applications.	Ivory Ivory	Divided Undivided	<b>HBL2417DFOIV*</b> <b>HBL2417IV**</b> A: 1.91" (48.51) B: 3.60" (91.30)		<b>External Elbow Bend Radius</b> For right angle turns around external corners. Suitable for Category 5, 5e, 6 and 6A applications.	Ivory Ivory	Divided Undivided	<b>HBL2418DFOIV*</b> <b>HBL2418IV**</b> A: 1.91" (48.51) B: 3.83" (97.28)
	<b>90° Flat Elbow Bend Radius</b> For right angle turns on same surface. Suitable for Category 5, 5e, 6 and 6A applications.	Ivory Ivory	Divided Undivided	<b>HBL2411DFOIV*</b> <b>HBL2411IV**</b> A: 6.00" (152.40) B: 5.00" (127.00) C: .90" (22.86)		<b>Tee Fitting Bend Radius</b> For branches at right angles. Suitable for Category 5, 5e, 6 and 6A applications.	Ivory Ivory	Divided Undivided	<b>HBL2415DFOIV*</b> <b>HBL2415IV**</b> A: 7.30" (185.42) B: 4.99" (126.75) C: 1.44" (36.58)



Note: \*HBL2401DC couplings included.  
 \*\*HBL2401C couplings included.












Dimensions in Inches (mm)

End Fittings	Description	Color	Type	Catalog Number	Description	Color	Type	Catalog Number
	<b>Entrance End Fitting</b> End fitting with ½ in. and ¾ in. concentric trade size KOs on end and bottom. Additional ½ in. trade size KOs on sides.	Ivory	Divided Ivory Undivided	— <b>HBL2410CIV</b> A: 3.69" (93.8) B: 2.02" (51.2) C: 1.79" (45.4)	<b>Entrance End Fitting Bend Radius</b> Divided, bend radius end fitting to feed HBL2400 and HBL2400D Series Raceway. Includes 1 in. and ¾ in. trade size KOs on back and end. Removable divider and bend radius inserts included.	Ivory	Divided Ivory Undivided	<b>HBL2410DFOIV</b> — A: 7.08" (179.83) B: 4.72" (119.89) C: 2.76" (70.10)
	<b>Entrance End Fitting</b> For connecting HBL2400 Raceway with one ½ in. conduit and armored cable connectors.	Ivory	Divided Ivory Undivided	— <b>HBL2410AIV</b> A: 1.16" (29.50) B: 1.89" (49.00) C: 1.66" (42.20)	<b>Entrance End Fitting Full Capacity</b> Full capacity entrance end to feed HBL2400 Series Raceway. Includes three 1 in. and ¾ in. concentric trade size KOs.	Ivory	Divided Ivory Undivided	— <b>HBL2410FCIV</b> A: 3.04" (77.23) B: 2.61" (66.29) C: 2.23" (56.64)
	<b>Transition Fitting</b> For transitioning from Wiremold® 2400D/2400 Raceway to Hubbell HBL2400/HBL2400D Raceway.	Ivory	Divided Ivory Undivided	<b>HBL2400DTFIV</b> <b>HBL2400TFIV</b> A: 2.02" (51.31) B: 1.06" (26.92)	<b>Blank End Fitting</b> For closing open end of HBL2400 Raceway.	Ivory	Divided Ivory Undivided	<b>HBL2410BDIV</b> <b>HBL2410BIV</b> A: 1.17" (29.72) B: 1.96" (49.78) C: .84" (21.34)



Fittings	Description	Color	Catalog Number	Description	Color	Catalog Number
	<b>End Reducing Connector</b> For connecting HBL2400 Raceway to HBL2000 Raceway through end of HBL2400 Raceway.	Ivory	<b>HBL2420REDIV*</b> A: 3.81" (96.77) B: 2.07" (52.58) C: .90" (22.86)	<b>End Reducing Connector</b> For connecting HBL4750 Raceway to HBL2400 Raceway through end of HBL4750 Raceway. Includes HBL2401DC coupling (HBL4751AC not included).	Ivory	<b>HBL4724REDIV</b> A: 4.75" (120.65) B: 3.00" (76.20) C: 1.55" (39.37)
	<b>Side Reducing Connector</b> For connecting HBL2400 Raceway to HBL500 Raceway through side of HBL2400 Raceway.	Ivory	<b>HBL2489IV*</b> A: 3.75" (95.25) B: 1.91" (48.51) C: .82" (20.83)	<b>Bridge Fitting</b> For allowing HBL2400 Series Raceway to bridge over existing installations of HBL2400, HBL750 and HBL500 Series Raceways.	Ivory	<b>HBL2475DBRIV</b> A: 5.60" (142.24) B: 2.92" (74.17) C: 1.63" (41.40)
	<b>Cover Clip</b> Use to cover potential openings where two pieces of HBL2400 Raceway cover come together.	Ivory	<b>HBL2406IV</b> A: 1.50" (38.10)	<b>Flush Plate Adaptor</b> For feeding HBL2400 Raceway from an existing wall outlet box ½ in. trade size male nipple. Provided with locknut for grounding.	Ivory	<b>HBL2451HIV*</b> A: 4.50" (114.30)
	<b>Wire Clip (Plated)</b> For holding conductors in place.	Steel**	<b>HBL2400WC</b> A: 1.69" (42.93) B: 1.00" (25.40) C: .79" (20.00)	<b>Ground Clamp (Plated)</b> For connection of equipment grounding conductor to provide an additional ground to raceway.	Steel**	<b>HBL2409GC</b> A: .41" (10.41)
	<b>Coupling (Plated), Divided</b> For joining lengths of HBL2400 Raceway.	Steel**	<b>HBL2401DC</b> A: 2.00" (50.80) B: 1.86" (47.24)	<b>Coupling (Plated), Undivided</b> For joining lengths of HBL2400 Raceway.	Steel**	<b>HBL2401C</b> A: 2.00" (50.80) B: 1.86" (47.24)

Note: \*Only used on HBL2400 Series Undivided Raceway.

\*\*Galvanized Steel.

Devices and Frames	<b>Description</b> <b>Duplex Receptacle Frame</b> Use this frame in conjunction with duplex receptacles below.	Ivory	<b>Catalog Number</b> <b>HBL24DRK*</b> A: 5.26" (133.60) B: 2.00" (50.80)	<b>Description</b> <b>Duplex Bracket and Frame</b> Use in low voltage applications with BR106AL and Q106AL frames found on page R-45.	Ivory	<b>Catalog Number</b> <b>HBL24106DRK*</b> A: 6.00" (152.40) B: 2.02" (51.31)
						
	<b>Description</b> <b>Receptacle Bracket and Frame</b> Use in low voltage applications with ISFxxAL frames found on page R-45.	Ivory	<b>Catalog Number</b> <b>HBL24106RRK*</b> A: 6.00" (152.40) B: 2.02" (51.31)	<b>Description</b> <b>Single Receptacle Frame</b> Use this frame in conjunction with single receptacles below.	Ivory	<b>Catalog Number</b> <b>HBL24SRK*</b> A: 3.26" (82.80) B: 2.00" (50.80)
						
	<b>Duplex Receptacle</b> 15A, 125V 15A, 125V Isolated Ground 20A, 125V 20A, 125V Isolated Ground #12 AWG THHN stranded copper wires with 20 in. leads on each end.	Ivory Orange Ivory Orange	<b>Catalog Number</b> <b>PT2RC*</b> <b>PT2RCIG*</b> <b>PT2R*</b> <b>PT2RIG*</b> A: 4.00" (101.60) B: 1.24" (31.50) C: .84" (21.34)	<b>Single Receptacle</b> 15A, 125V 15A, 125V Isolated Ground 15A, 125V Tamper-Resistant 15A, 125V Tamper-Resistant 20A, 125V 20A, 125V Isolated Ground 20A, 125V Tamper-Resistant 20A, 125V Tamper-Resistant #12 AWG THHN stranded copper wires with 21 in. leads on each end.	Ivory Orange Ivory Gray Ivory Orange Ivory Gray	<b>Catalog Number</b> <b>PT1RCIV*</b> <b>PT1RCIG*</b> <b>PT15RIVTR*</b>  <b>PT15RGYTR*</b>  <b>PT1RIV*</b> <b>PT1RIG*</b> <b>PT20RIVTR*</b>  <b>PT20RGYTR*</b>  A: 2.00" (50.80) B: 1.20" (30.48) C: .87" (22.10)
						
	<b>Lamp Holder</b> Medium base lamp holder 660W 250V ceramic. Ivory (Cover) White Ceramic (Lamp Holder).	Ivory	<b>Catalog Number</b> <b>HBL2426IV*</b> A: 5.00" (127.00) B: 1.89" (48.01) C: 1.03" (26.16)			
						

Note: \*Only used on HBL2400 Series Undivided Raceway.

Tools	<b>Description</b> <b>Cutter</b> Portable cutter for HBL2400/ HBL2400D Series Raceway.	<b>Catalog Number</b> <b>HBL624CUT</b>	<b>Description</b> <b>Touch-Up Paint Pen</b>	Ivory	<b>Catalog Number</b> <b>HBLIWEP</b>
	<b>Cutter Replacement Blade Set</b> 	<b>Catalog Number</b> <b>HBL624BCK</b>			





### Extensive Line

- Full line of large, single channel, two piece metal raceway.
- Easily mounts on walls or bench tops.
- Large single channel base for power or datacom cables.
- UL Listed and CSA Certified.
- Available in ivory or gray powder coat finish.



### Plates and Covers

- Wide range of covers and cover plates accommodate the most demanding applications.
- Removable cover and cover plates provide easy access to wiring compartment.
- Precut covers and plates provide quick installation and are available in common configurations.



Wiremold® 3000 Series to Hubbell HBL3000 Series utilizing Hubbell transition fitting.

### Transition Fittings

- UL Classified to transition from Wiremold® 3000 Series Metal Raceway to Hubbell HBL3000 Series Metal Raceway.
- Reducer fitting provides transition from Hubbell HBL3000 Series to Hubbell HBL2000 Series Raceway.



Wiremold® is a registered trademark of the Wiremold Company.

### Boxes

- Hubbell Handi-Screw® eliminates “difficult-to-install” long screws for faster mounting.
- Rounded corners eliminate sharp edges.
- One seam construction provides “clean” look.
- Large capacity allows for the installation of 30, 50 or 60A receptacles.
- Utility box can be used as a tee, cross, junction box or as a branch circuit extension.

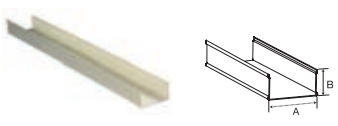
# Metal Raceway

## HBL3000 Series

Metal Raceway, Device Boxes, Elbows and Tees



Available in  
**PRE-WIRED**










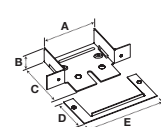


HBL3000 Series	Description	Color	Catalog Number	Description	Color	Catalog Number
	<b>Single Channel Base</b> Packed 100 ft. (30.5m) per carton, 10 ft. (3m) lengths.	Ivory Gray	<b>HBL3000BIV</b> <b>HBL3000BGY</b> A: 2.73" (69.34) B: 1.47" (37.34)	<b>5 Ft. Cover</b> Packed 100 ft. (30.5m) per carton, 5 ft. (1.5m) lengths.	Ivory Gray	<b>HBL3000CEIV</b> <b>HBL3000CEGY</b> A: 60.00" (1,524.00) B: 2.75" (69.85)
	Assembled cover and base dimensions. W: 2.75" (69.85) H: 1.53" (38.86)			<b>19.5 In. Precut Cover*</b> For mounting devices on 24 in. (610.00) centers.	Ivory Gray	<b>HBL3000C195IV</b> <b>HBL3000C195GY</b> A: 19.50" (495.30) B: 2.75" (69.85)
				<b>7.5 In. Precut Cover*</b> For mounting devices on 12 in. (305.00) centers.	Ivory Gray	<b>HBL3000C075IV</b> <b>HBL3000C075GY</b> A: 7.50" (190.50) B: 2.75" (69.85)






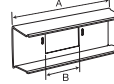



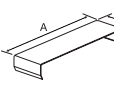

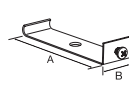



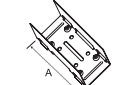

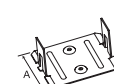
Note: \*Packed 10 pieces per carton. Device centers vary based on cover selection. Consult factory for details.

Boxes	Description	Color	Catalog Number	Description	Color	Catalog Number
	<b>Utility Box</b> Cover has twistouts on all sides, allows for box to be used as tee, cross, junction box or for branch circuit extensions.	Ivory Gray	<b>HBL3028IV</b> <b>HBL3028GY</b> A: 6.41" (162.89) B: 6.41" (162.89) C: 1.90" (48.26)	<b>2-Gang Extra Deep Switch and Receptacle Box</b> For standard 30, 50 and 60A straight blade receptacles.	Ivory Gray	<b>HBL30442IV</b> <b>HBL30442GY</b> A: 6.38" (162.05) B: 6.38" (162.05) C: 2.75" (69.85)


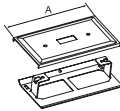

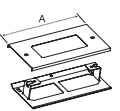

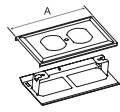

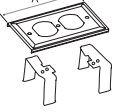

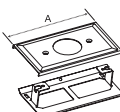

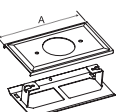

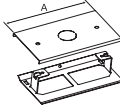

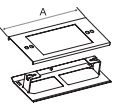

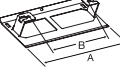
Elbows and Tees	Description	Color	Catalog Number	Description	Color	Catalog Number
	<b>Internal Corner Coupling</b> For surfaces at right angles or for use as a straight-through fitting.	Ivory Gray	<b>HBL3017TCEIV</b> <b>HBL3017TCEGY</b> A: 2.61" (66.29)	<b>External Corner Coupling</b> For right angle turns around external corners.	Ivory Gray	<b>HBL3018AEIV</b> <b>HBL3018AEGY</b> A: 4.00" (101.60)
						
	<b>90° Flat Elbow</b> For right angle turns on same surface.	Ivory Gray	<b>HBL3011EIV</b> <b>HBL3011EGY</b> A: 6.40" (162.40) B: 6.00" (152.40)	<b>Tee Fitting</b> For branches at right angles. Couplings furnished.	Ivory Gray	<b>HBL3015EIV</b> <b>HBL3015EGY</b> A: 10.31" (261.94) B: 8.00" (203.20)

Dimensions in Inches (mm)






End Fittings	Description	Color	Catalog Number	Description	Color	Catalog Number
	<b>Entrance End Fitting</b> For connecting HBL3000 Raceway with ½ in. conduit and armored cable connectors.	Ivory Gray	<b>HBL3010AEIV</b> <b>HBL3010AEGY</b> A: 2.75" (69.85) B: 3.42" (86.87)	<b>Entrance End Fitting</b> For connecting HBL3000 Raceway with rigid or flexible conduit. Concentric ½ in., ¾ in. and 1 in. trade size KOs on end and each side.	Ivory Gray	<b>HBL3010CIV</b> <b>HBL3010CGY</b> A: 2.75" (69.85) B: 3.25" (82.55) C: 2.00" (50.80)
	 			 		
	<b>Blank End Fitting</b> For closing open end of HBL3000 Raceway. Has concentric ½ in. and ¾ in. trade size KOs.	Ivory Gray	<b>HBL3010BIV</b> <b>HBL3010BGY</b> A: 2.71" (68.82) B: 1.79" (45.36) C: 1.41" (35.84)	<b>Panel Connector</b> To connect HBL3000 Raceway with surface type boxes.	Ivory Gray	<b>HBL3086IV</b> <b>HBL3086GY</b> A: 4.60" (116.71) B: 1.19" (30.16) C: 3.00" (76.20) D: 1.94" (49.40) E: 3.76" (95.50)
	 			 		
	<b>Conduit Connector</b> To connect end of HBL3000 Raceway to 1½ in. trade size conduit or connector.	Gray	<b>HBL3082GY</b> A: 2.91" (74.00) B: 2.75" (69.85)			
	 					

Fittings	Description	Color	Catalog Number	Description	Color	Catalog Number
	<b>Transition Fitting</b> For transitioning from Wiremold® 3000 Raceway to Hubbell HBL3000 Raceway.	Ivory Gray	<b>HBL3000TFIV</b> <b>HBL3000TFGY</b> A: 2.85" (72.39) B: 2.15" (54.61) C: 1.50" (38.04)	<b>Take-Off Connector (Reducer)</b> Transition Hubbell HBL3000 Raceway to Hubbell HBL2000 Raceway.	Ivory Gray	<b>HBL3200REDIV</b> <b>HBL3200REDGY</b> A: 2.75" (69.85) B: 2.25" (57.15)
	 			 		
	<b>Wall Box Connector</b> For connecting to HBL3000 Raceway from a flush mounted wall box.	Ivory Gray	<b>HBL3014CIV</b> <b>HBL3014CGY</b> A: 8.00" (203.20) B: 3.28" (83.31)	<b>Tap-Off Fitting</b> Has concentric ½ in. and ¾ in. trade size KOs and twistout for communication cables.	Ivory Gray	<b>HBL3046H2IV</b> <b>HBL3046H2GY</b> A: 4.75" (120.65)
	 			 		
	<b>Cover Clip</b> Use to cover potential openings where two pieces of HBL3000 Raceway come together.	Ivory Gray	<b>HBL3006EIV</b> <b>HBL3006EGY</b> A: 2.78" (70.60) B: .75" (19.05)	<b>Supporting Clip</b> For supporting lengths of HBL3000 Raceway at any point. Mount with #8 flat head fastener. Has set screw for locking to raceway.	Ivory Gray	<b>HBL3003IV</b> <b>HBL3003GY</b> A: 2.81" (71.33) B: .75" (19.05)
	 			 		
	<b>Wire Clip (Plated)</b> For holding conductors in place.	Steel*	<b>HBL3000WCGY</b> A: 1.00" (25.40)	<b>Rigid Inside Coupling (Plated)</b> For joining lengths of HBL3000 Raceway when added rigidity is required, i.e. raceway suspended overhead.	Steel*	<b>HBL3001AGY</b> A: 6.00" (152.40)
	 			 		
	<b>Coupling (Plated)</b> For joining lengths of HBL3000 Raceway.	Steel*	<b>HBL3001GY</b> A: 2.20" (55.75)			
	 					

Note: \*Galvanized Steel.

Device Bracket and Cover Plates	<b>Description</b> <b>Switch Cover</b> For installing single pole, two pole, three way or four way switches. Includes HBL3007CGY device bracket.	<b>Color</b> Ivory Gray	<b>Catalog Number</b> <b>HBL3040CEIV</b> <b>HBL3040CEGY</b> A: 4.50" (114.30)	<b>Description</b> <b>Rectangular Style Line® Recept. Cover</b> For installing 15A and 20A rectangular duplex receptacles, GFCI, surge devices, and rectangular communication frames shown on page R-45. Includes HBL3007CGY device bracket.	<b>Color</b> Ivory Gray	<b>Catalog Number</b> <b>HBL3048RIV</b> <b>HBL3048RGY</b> A: 4.50" (114.30)
	 			 		
	<b>Duplex Receptacle Cover</b> For installing 15A and 20A duplex receptacles and duplex communication frames shown on page R-45. Includes HBL3007CGY device bracket.	<b>Color</b> Ivory Gray	<b>Catalog Number</b> <b>HBL3043BEIV</b> <b>HBL3043BEGY</b> A: 4.50" (114.30)	<b>Duplex Receptacle Cover</b> For high strain/vibration. For installing 15A and 20A duplex receptacles and duplex communication frames shown on page R-45. Includes device brackets.	<b>Color</b> Ivory Gray	<b>Catalog Number</b> <b>HBL3046BEIV</b> <b>HBL3046BEGY</b> A: 5.38" (136.65)
	 			 		
	<b>Single Receptacle Cover</b> For installing straight blade and locking single receptacles with face diameters of 1.38 in. to 1.39 in. (35.05 to 35.31). Includes HBL3007CGY device bracket.	<b>Color</b> Ivory Gray	<b>Catalog Number</b> <b>HBL3027AEIV</b> <b>HBL3027AEGY</b> A: 4.50" (114.30)	<b>Single Receptacle Cover</b> For installing straight blade and locking single receptacles with face diameters of 1.56 in. to 1.57 in. (39.62 to 39.88). Includes HBL3007CGY device bracket.	<b>Color</b> Ivory Gray	<b>Catalog Number</b> <b>HBL3033JEIV</b> <b>HBL3033JEGY</b> A: 4.50" (114.30)
	 			 		
	<b>Blank Cover</b> Has one ½ in. trade size KO in center. Includes HBL3007CGY bracket.	<b>Color</b> Ivory Gray	<b>Catalog Number</b> <b>HBL3036HEIV</b> <b>HBL3036HEGY</b> A: 4.50" (114.30)	<b>Extension Cover</b> Cover accepts 3-wire 30A and 50A devices and standard commercially available flush plates. Includes HBL3007CGY device bracket. See page R-45 for plate options.	<b>Color</b> Ivory Gray	<b>Catalog Number</b> <b>HBL3051LEIV</b> <b>HBL3051LEGY</b> A: 4.50" (114.30)
	 			 		
	<b>Device Bracket</b> For mounting standard devices in HBL3000 Raceway. Use with commercially available flush plate (not furnished).	<b>Color</b> Steel*	<b>Catalog Number</b> <b>HBL3007CGY</b> A: 4.50" (114.30) B: 3.28" (83.31)			
	 					

Note: \*Galvanized Steel.

Tools	<b>Description</b> <b>Base Cutter</b> Portable cutter for HBL3000 Raceway Base.	<b>Color</b> Ivory Gray	<b>Catalog Number</b> <b>HBL630B</b>	<b>Description</b> <b>Cover Cutter</b> Portable cutter for HBL3000 Raceway Cover.	<b>Catalog Number</b> <b>HBL630C</b>
					
	<b>Replacement Blade Cutter and Die Set</b> Base blade set.		<b>Catalog Number</b> <b>HBL630BDK</b>	<b>Replacement Blade Cutter and Die Set</b> Cover blade set.	<b>Catalog Number</b> <b>HBL630CDK</b>
					
	<b>Touch-Up Paint Pen</b> 	<b>Color</b> Ivory Gray	<b>Catalog Number</b> <b>HBLIWEP</b> <b>HBLGWEP</b>		


Dimensions in Inches (mm)






### HBL4750 Device Bracket

- HBL4750 Device Bracket Plate provides excellent solution for power, data, voice, audio and video applications.
- For use with Hubbell KP plates and Hubbell iSTATION modules and bezels.
- Provides flush finish with overlap feature to hide potential miscuts.




### Application Capacity and Flexibility

- Flexible channel divider provides industry leading data capacity in the same profile with a 2/3 datacom split.
- By-Pass Divider opening accepts GFCI or surge devices to be mounted in 70/30 divided channel.
- Greater capacity offers more room for moves, adds and changes.
- 50/50 split available by utilizing standard divider and divider clips.
- Raceway channel can also be used with no divider for maximum cable fill in single service applications.




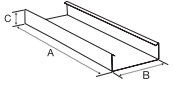

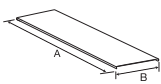
### End Reducing Connector

- Connects HBL4750 Raceway to HBL2400 Raceway through the end of HBL4750 Raceway.
- Used to connect two different sized raceway profiles.


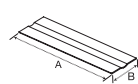

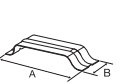

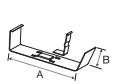

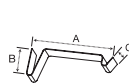

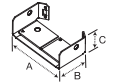




### Extensive Line





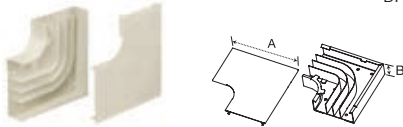
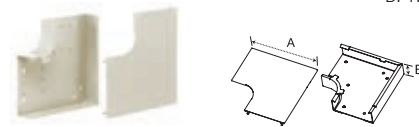


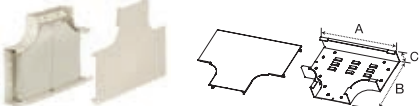

- 1¼ in. (31.75mm) bend radius fittings meet TIA/EIA requirements.
- Integral bend radius offers a fixed solution that does not have to be installed as an option.
- Large cross sectional area provides for maximum cable capacity throughout entire system.
- Available external, internal, flat, tee and entrance end fittings.
- UL Listed, CSA Certified.
- Available in ivory or gray powder coat finish.

HBL4750 Series	Description	Color	Catalog Number	Description	Color	Catalog Number
	<b>Single Channel Base</b> Packed 50 ft. (15.24m) per carton, 10 ft. (3m) lengths.  Assembled cover and base dimensions. W: 4.75" (120.65) H: 1.75" (44.45)	Ivory Gray	<b>HBL4750B10IV</b> <b>HBL4750B10GY</b> A: 120.00" (3048.00) B: 4.75" (120.65) C: 1.62" (41.20)	<b>5 Ft. Cover</b> Packed 50 ft. (15.24m) per carton, 5 ft. (1.5m) lengths.  <b>31.5 In. Precut Cover*</b> For 36 in. (915.00) centers with HBL4747 and HBL4750 Plates.  <b>19.5 In. Precut Cover*</b> For 24 in. (610.00) centers with HBL4747 and HBL4750 Plates.  <b>13.5 In. Precut Cover*</b> For 18 in. (457.00) centers with HBL4747 and HBL4750 Plates.  <b>7.5 In. Precut Cover*</b> For 12 in. (305.00) centers with HBL4747 and HBL4750 Plates.	Ivory Gray  Ivory Gray  Ivory Gray  Ivory Gray	<b>HBL4750CIV</b> <b>HBL4750CGY</b> A: 60.00" (1,524.0) B: 4.75" (120.65)  <b>HBL4750C315IV</b> <b>HBL4750C315GY</b> A: 31.50" (800.10) B: 4.75" (120.65)  <b>HBL4750C195IV</b> <b>HBL4750C195GY</b> A: 19.50" (495.30) B: 4.75" (120.65)  <b>HBL4750C135IV</b> <b>HBL4750C135GY</b> A: 13.50" (342.90) B: 4.75" (120.65)  <b>HBL4750C075IV</b> <b>HBL4750C075GY</b> A: 7.50" (190.50) B: 4.75" (120.65)
						
						

Note: \*Packed 10 pieces per carton. Device centers vary based on cover selection. Consult factory for details.



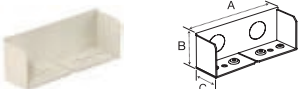

Fittings	Description	Color	Catalog Number	Description	Color	Catalog Number
	<b>Divider</b> Divides HBL4750 Raceway into two channels. Packed 50 ft. (15.24m) per carton, 5 ft. (1.5m) lengths. HBL4751DA Divider Clips are required to hold divider in place.	Painted Steel	<b>HBL4750DGY</b> A: 60.00" (1,524.0) B: 1.51" (38.46)	<b>By-Pass Divider</b> Divides HBL4750 Raceway into two channels with a 70/30 split. Allows for a larger power or datacom wire fill. HBL4751DA Divider Clips are required to hold divider in place.	Painted Steel	<b>HBL4750BP</b> A: 7.12" (180.74) B: .89" (22.54)
						
	<b>Divider Clip</b> Required for holding HBL4750DGY in place. Use one every 2.5 ft. (.762m).	Steel**	<b>HBL4751DA</b> A: 4.64" (117.77) B: 1.46" (37.07)	<b>Wire Clip (Plated)</b> For holding conductors in place.	Steel**	<b>HBL4750WCGY</b> A: 4.60" (116.74) B: 1.58" (40.13) C: 1.00" (25.40)
						
	<b>Internal Corner Coupling (Plated)</b> Concealed fitting for making an internal corner while continuing original run in a straight line.	Steel**	<b>HBL4717TCAGY</b> A: 4.59" (116.59) B: 2.71" (68.73) C: 1.47" (37.34)	<b>Coupling (Plated)</b> For joining lengths of HBL4750 Raceway. Sold in pairs.	Steel**	<b>HBL4751AC</b> A: 1.47" (37.30) B: .42" (10.59)
						



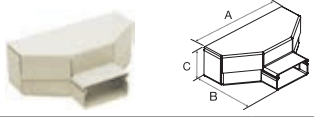


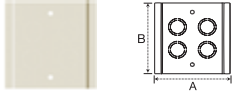

Note: \*\*Galvanized Steel.

Elbows	Description	Color	Catalog Number	Description	Color	Catalog Number
	<b>Internal Elbow, Divided</b> For inside surfaces at right angles. Full capacity 1¼ in. bend radius internal elbow.	Ivory Gray	<b>HBL4717DFOIV*</b> <b>HBL4717DFOGY*</b> A: 4.74" (120.47) B: 4.75" (120.65)	<b>Internal Elbow, Undivided</b> For inside surfaces at right angles.	Ivory Gray	<b>HBL4717IV*</b> <b>HBL4717GY*</b> A: 4.74" (120.47) B: 4.75" (120.65)
						
	<b>External Elbow, Divided</b> For right angle turns around external corners. Full capacity 1¼ in. bend radius external elbow.	Ivory Gray	<b>HBL4718DFOIV*</b> <b>HBL4718DFOGY*</b> A: 4.88" (123.90) B: 4.75" (120.65)	<b>External Elbow, Undivided</b> For right angle turns around external corners.	Ivory Gray	<b>HBL4718IV*</b> <b>HBL4718GY*</b> A: 4.88" (123.90) B: 4.75" (120.65)
						
	<b>Flat Elbow, Divided</b> For right angle turns on same surface. Full capacity 1¼ in. bend radius flat elbow.	Ivory Gray	<b>HBL4711DFOIV*</b> <b>HBL4711DFOGY*</b> A: 7.23" (183.76) B: 1.62" (41.15)	<b>Flat Elbow, Undivided</b> For right angle turns on same surface.	Ivory Gray	<b>HBL4711IV*</b> <b>HBL4711GY*</b> A: 7.23" (183.76) B: 1.62" (41.15)
						
	<b>Internal or External 45° Elbow</b> For making internal or external turns in a run of HBL4750 Raceway.	Ivory Gray	<b>HBL4712TXIV</b> <b>HBL4712TXGY</b> A: 6.04" (153.45) B: 4.59" (116.59)	<b>Inverted Internal Elbow</b> For connecting a vertical run of HBL4750 Raceway with a horizontal run.	Ivory Gray	<b>HBL4717NIV</b> <b>HBL4717NGY</b> A: 4.60" (116.84) B: 1.66" (42.29)
						
Tees	Description	Color	Catalog Number	Description	Color	Catalog Number
	<b>Tee Fitting, Divided</b> For branches at right angles. Full capacity 1¼ in. bend radius tee fitting.	Ivory Gray	<b>HBL4715DFOIV*</b> <b>HBL4715DFOGY*</b> A: 10.93" (277.63) B: 7.27" (184.54) C: 1.62" (41.15)	<b>Tee Fitting, Undivided</b> For branches at right angles.	Ivory Gray	<b>HBL4715IV*</b> <b>HBL4715GY*</b> A: 10.93" (277.63) B: 7.27" (184.54) C: 1.62" (41.15)
						

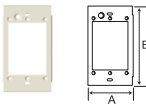
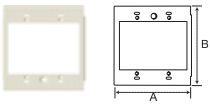
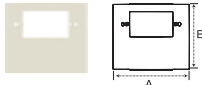
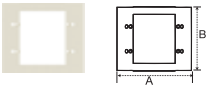
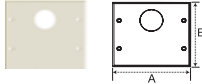


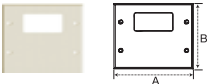
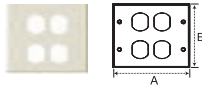



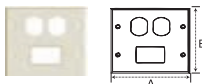
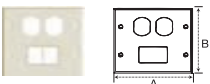
Note: \*HBL4751AC couplings included.

Dimensions in Inches (mm)

End Fittings	Description	Color	Catalog Number	Description	Color	Catalog Number
	Entrance End Fitting, Divided	Ivory Gray	<b>HBL4710DFOIV*</b> <b>HBL4710DFOGY*</b> A: 6.76" (171.70) B: 4.75" (120.65) C: 2.66" (67.50)	Entrance End Fitting, Undivided	Ivory Gray	<b>HBL4710IIV*</b> <b>HBL4710IGY*</b> A: 6.76" (171.70) B: 4.75" (120.65) C: 2.66" (67.50)
	For connecting HBL4750 Raceway with rigid or flexible conduit. Concentric ¼ in., 1 in. and 1½ in. trade size KOs on back and end. Full capacity 1½ in. bend radius entrance end fitting. Includes ¼ in., 1 in., 1½ in. KO and removable divider.			For connecting HBL4750 Raceway with rigid or flexible conduit. Concentric ¼ in., 1 in. and 1½ in. trade size KOs on back and end.		
						
	<b>Blank End Fitting</b>	Ivory Gray	<b>HBL4710BIV</b> <b>HBL4710BGY</b> A: 4.59" (116.50) B: 1.64" (41.60) C: 1.31" (33.37)	<b>Panel Connector</b>	Ivory Gray	<b>HBL4786AIV</b> <b>HBL4786AGY</b> A: 7.50" (190.50)
	For closing open end of HBL4750 Raceway. Has two ½ in. trade size KOs.			To connect HBL4750 Raceway with surface type panel boxes.		
						

Fittings	Description	Color	Catalog Number	Description	Color	Catalog Number
	<b>Transition Fitting</b>	Ivory Gray	<b>HBL4750TFIV</b> <b>HBL4750TFGY</b> A: 5.02" (127.53) B: 2.79" (70.78)	<b>Wall Box Connector</b>	Ivory Gray	<b>HBL4714AIV</b> <b>HBL4714AGY</b> A: 12.00" (304.80) B: 4.75" (120.65) C: 1.62" (41.15)
	For transitioning Wiremold® 4000 Raceway to Hubbell HBL4750 Raceway.			For back feeding HBL4750 Raceway.		
						
	<b>End Reducing Connector</b>	Ivory Gray	<b>HBL4724REDIV</b> A: 4.75" (120.65) B: 3.00" (76.20) C: 1.55" (39.37)	<b>Bridge Fitting</b>	Ivory Gray	<b>HBL4775DKITIV</b> <b>HBL4775DKITGY</b> A: 4.76" (120.90) B: 5.00" (127.00) C: 3.38" (85.85)
	For connecting HBL4750 Raceway to HBL2400 Raceway through the end of HBL4750 Raceway. Includes HBL2401DC coupling (HBL4751AC not included).			To bridge HBL4750 series raceway over perpendicular run of raceway or other obstruction. Use standard raceway base and cover, cut in field to required length. Consists of two bridge pieces.		
						
	<b>Take-Off Connector (HBL4750 To HBL3000)</b>	Ivory Gray	<b>HBL4774AIV</b> <b>HBL4774AGY</b> A: 11.31" (287.38) B: 4.88" (124.00) C: 3.14" (79.78)	<b>2-Gang Tap-Off Fitting</b>	Ivory Gray	<b>HBL4746H2IV</b> <b>HBL4746H2GY</b> A: 4.75" (120.65) B: 4.75" (120.65)
	For 90° tee connection of HBL3000 Raceway from HBL4750 Raceway.			Has four concentric ½ in. and ¾ in. trade size KOs.		
						
	<b>Connection Cover</b>	Ivory Gray	<b>HBL4756AIV</b> <b>HBL4756AGY</b> A: 4.77" (121.16) B: .75" (19.05) C: .13" (3.36)			
	For covering potential openings where two covers come together.					
						


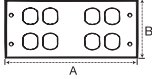

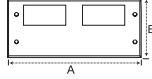

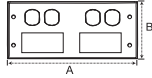

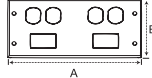


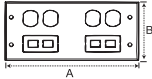

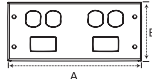


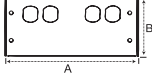
Note: \*HBL4751AC couplings included.






Device Plates and Mounting Bracket	Description	Color	Catalog Number	Description	Color	Catalog Number
	<b>1-Gang Commercial Device Plate Vertical Mount</b> Use with commercially available 1-gang flush plates. See page R-45 for plate options. For single service applications only.	Ivory Gray	<b>HBL4747CVMIV</b> <b>HBL4747CVMGY</b> A: 2.50" (63.50) B: 4.75" (120.65)	<b>2-Gang Commercial Device Plate Vertical Mount</b> Use with commercially available 2-gang flush plates. See page R-45 for plate options. For single service applications only.	Ivory Gray	<b>HBL4747CVM2IV</b> <b>HBL4747CVM2GY</b> A: 4.32" (109.86) B: 4.75" (120.65)
						
2-Gang Cover Plates (Include Mounting Bracket)	<b>2-Gang, One Opening for 1-Gang Comm. Device Plate, One Blank</b> Use with commercially available 1-gang flush plates. See page R-45 for plate options.	Ivory Gray	<b>HBL4747C1IV</b> <b>HBL4747C1GY</b> A: 5.12" (130.18) B: 4.75" (120.65)	<b>2-Gang, One Opening for 2-Gang Commercial Device Plate</b> Use with commercially available 2-gang flush plates. See page R-45 for plate options.	Ivory Gray	<b>HBL4747C2IV</b> <b>HBL4747C2GY</b> A: 5.12" (130.18) B: 4.75" (120.65)
						
	<b>Device Mounting Bracket</b> Mounting bracket for mounting Hubbell KP Plates, iSTATION Modules and Bezels. See pages R-45 and R-46 for datacom product selection.	Ivory Gray	<b>HBL4750IV</b> <b>HBL4750GY</b> A: 5.25" (133.35) B: 4.76" (120.90)			
2-Gang Cover Plates (Include Mounting Bracket)	<b>2-Gang Cover, Single Round Opening, One Blank</b> For single receptacle with face diameter of 1.38 in. to 1.39 in. (35.00 to 36.00).	Ivory Gray	<b>HBL4747AXIV</b> <b>HBL4747AXGY</b> A: 5.43" (137.97) B: 4.75" (120.65)	<b>2-Gang, Single Round Opening, One Blank</b> For single receptacle with face diameter of 1.56 in. to 1.58 in. (39.62 to 40.13).	Ivory Gray	<b>HBL4747JXIV</b> <b>HBL4747JXGY</b> A: 5.43" (137.97) B: 4.75" (120.65)
						
	<b>2-Gang, One Duplex Opening, One Blank</b> For 15A and 20A duplex receptacles and duplex communication frames shown on page R-45.	Ivory Gray	<b>HBL4747BXIV</b> <b>HBL4747BXGY</b> A: 5.43" (137.97) B: 4.75" (120.65)	<b>2-Gang, One Style Line® Opening, One Blank</b> For Style Line rectangular receptacles, GFCI and surge devices and rectangular communication frames shown on page R-45.	Ivory Gray	<b>HBL4747RXIV</b> <b>HBL4747RXGY</b> A: 5.43" (137.97) B: 4.75" (120.65)
						
	<b>2-Gang, Two Duplex Openings</b> For 15A and 20A duplex receptacles and duplex communication frames shown on page R-45.	Ivory Gray	<b>HBL4747BBIV</b> <b>HBL4747BBGY</b> A: 5.43" (137.97) B: 4.75" (120.65)	<b>2-Gang, One Style Line® Opening, One Modular Furniture</b> For Style Line rectangular receptacles, GFCI, surge devices and rectangular communication frames shown on page R-45. Includes modular furniture with two keystone twistouts.	Ivory Gray	<b>HBL4747RFIV</b> <b>HBL4747RFGY</b> A: 5.43" (137.97) B: 4.75" (120.65)
						
	<b>2-Gang, One Duplex Opening, One Modular Furniture</b> For 15A and 20A duplex receptacles and duplex communication frames shown on page R-45. Includes modular furniture with two keystone twistouts.	Ivory Gray	<b>HBL4747BFIV</b> <b>HBL4747BFGY</b> A: 5.43" (137.97) B: 4.75" (120.65)	<b>2-Gang, One Duplex Opening, One Style Line® Opening</b> For 15A and 20A duplex receptacles and Style Line rectangular receptacles, GFCI, surge devices and rectangular communication frames shown on page R-45.	Ivory Gray	<b>HBL4747BRIV</b> <b>HBL4747BRGY</b> A: 5.43" (137.97) B: 4.75" (120.65)
						
	<b>2-Gang, One Duplex Opening, One Ortronics® Series II® Mini Adapter Bezel</b> For 15A and 20A duplex recept. and duplex communication plates. Includes Ortronics® Series II® Mini Adapter Bezel.	Ivory Gray	<b>HBL4747BSIV</b> <b>HBL4747BSGY</b> A: 5.43" (137.97) B: 4.75" (120.65)	<b>2-Gang, One Duplex Opening, One Ortronics® TracJack® Mini Adapter Bezel</b> For 15A and 20A duplex recept. and duplex communication plates. Includes Ortronics® TracJack® Mini Adapter Bezel.	Ivory Gray	<b>HBL4747BTIV</b> <b>HBL4747BTGY</b> A: 5.43" (137.97) B: 4.75" (120.65)
						

Ortronics®, Series II® and TracJack® are registered trademarks of The Ortronics Company.

Dimensions in Inches (mm)



4-Gang Cover Plates (Include Mounting Bracket)	Description	Color	Catalog Number	Description	Color	Catalog Number
	<b>4-Gang, Four Duplex Openings</b> For 15A and 20A duplex receptacles and duplex communication frames shown on page R-45.	Ivory Gray	<b>HBL47472BBBBIV</b> <b>HBL47472BBBBGY</b> A: 10.22" (259.56) B: 4.75" (120.65)	<b>4-Gang, Two Style Line® Openings, Two Blanks</b> For Style Line rectangular receptacles, GFCI, surge devices and rectangular communication frames shown on page R-45. Includes two blanks.	Ivory Gray	<b>HBL47472RRXXIV</b> <b>HBL47472RRXXGY</b> A: 10.22" (259.56) B: 4.75" (120.65)
	 			 		
	<b>4-Gang, Two Duplex Openings, Two Style Line® Openings</b> For 15A and 20A duplex receptacles. Includes Style Line openings for rectangular receptacles, GFCI, surge devices and rectangular communication frames shown on page R-45.	Ivory Gray	<b>HBL47472BBRRIV</b> <b>HBL47472BBRRGY</b> A: 10.22" (259.56) B: 4.75" (120.65)	<b>4-Gang, Two Duplex Openings, Two Ortronics® Series II® Mini Adapter Bezels</b> For 15A and 20A duplex receptacles and duplex communication plates. Includes two Ortronics® Series II® Mini Adapter Bezels.	Ivory Gray	<b>HBL47472BBSSIV</b> <b>HBL47472BBSSGY</b> A: 10.22" (259.56) B: 4.75" (120.65)
	 			  		
	<b>4-Gang, Two Duplex Openings, Two Modular Furniture</b> For 15A and 20A duplex receptacles and duplex communication frames shown on page R-45. Includes two modular furniture with two keystone twistouts.	Ivory Gray	<b>HBL47472BBFFIV</b> <b>HBL47472BBFFGY</b> A: 10.22" (259.56) B: 4.75" (120.65)	<b>4-Gang, Two Duplex Openings, Two Ortronics® TracJack® Mini Adapter Bezels</b> For 15A and 20A duplex receptacles and duplex communication plates. Includes two Ortronics® TracJack® Mini Adapter Bezels.	Ivory Gray	<b>HBL47472BBTTIV</b> <b>HBL47472BBTTGY</b> A: 10.22" (259.56) B: 4.75" (120.65)
	 			  		
	<b>4-Gang, Two Duplex Openings, Two Blanks</b> For 15A and 20A duplex receptacles and duplex communication frames shown on page R-45. Includes two blanks.	Ivory Gray	<b>HBL47472BBXXIV</b> <b>HBL47472BBXXGY</b> A: 10.22" (259.56) B: 4.75" (120.65)			
	 					

Tools	Description	Color	Catalog Number	Description	Catalog Number
	<b>Base Cutter</b> Cutter for cutting base of HBL4750 Raceway.		<b>HBL640B</b>	<b>Cover Cutter</b> Cutter for cutting cover of HBL4750 Raceway.	<b>HBL640C</b>
					
	<b>Replacement Blade Cutter and Die Set</b> Base blade set.		<b>HBL640BDK</b>	<b>Replacement Blade Cutter and Die Set</b> Cover blade set.	<b>HBL640CDK</b>
					
	<b>Touch-Up Paint Pen</b>	Ivory Gray	<b>HBLIWEP</b> <b>HBLGWEP</b>		
					

Ortronics®, Series II® and TracJack® are registered trademarks of The Ortronics Company.

Dimensions in Inches (mm)




### Bracket and Devices

- HBL6750 Device Bracket Plate provides excellent solution for three channel power, data, voice, audio and video applications.
- For use with Hubbell KP plates and Hubbell iSTATION Modules and Bezels.
- Provides flush finish with overlap feature to hide potential miscuts.



### Maximum Capacity

- HBL6750 Series options include single channel (no divider), two channel (1/3, 2/3 divider) or three channel (1/3, 1/3, 1/3 divider).
- HBL6750 Series offers maximum capacity in a low profile raceway.
- HBL6750, two channel version, features industry leading capacity equivalent to a HBL4750 single channel profile with an additional channel.
- Low profile raceway provides a less conspicuous profile than competitive versions.
- Available in 10 ft. (3m) lengths.



### Unique Line of Fittings

- 1¼ in. (31.75mm) bend radius fittings meet TIA/EIA requirements.
- Integral bend radius offers a fixed solution that does not have to be field installed.
- Large cross sectional area provides for maximum cable capacity throughout entire system.
- Available external, internal, flat, tee and entrance end fittings.
- UL Listed, CSA Certified.
- Available in ivory or gray powder coat finish.



### Plates and Covers





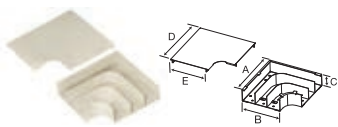
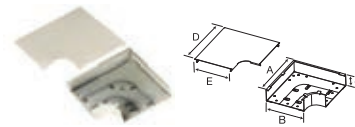
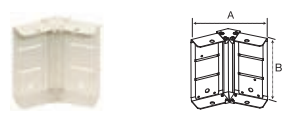

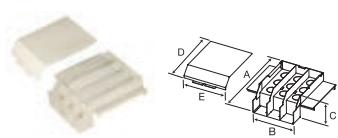

- Wide variety of overlapping cover plates provide flexibility for power, data, voice, audio and video applications.
- Available in both three and six-gang options.
- Cover plates accept wide selection of Hubbell iSTATION Modules and Bezels.
- Cover plates help to conceal unsightly gaps caused by miscuts.
- Precut cover options allow for 12 in. (304.80mm), 18 in. (457.20mm), 24 in. (609.60mm) and 36 in. (914.40mm) "on-center" mounting.
- Open System architecture available.

HBL6750 Series	Description	Color	Catalog Number	Description	Color	Catalog Number
	<b>Single Channel Base</b> Packed 20 ft. (6.1m) per carton, 10 ft. (3m) lengths.  Assembled cover and base dimensions. W: 6.75" (171.45) H: 2.22" (56.39)	Ivory Gray	<b>HBL6750B10IV</b> <b>HBL6750B10GY</b> A: 120.00" (3048.00) B: 6.75" (171.45) C: 2.12" (53.85)	<b>5 Ft. Cover</b> Packed 20 ft. (6.1m) per carton, 5 ft. (1.5m) lengths.  <b>31.5 In. Precut Cover*</b> For 36 in. (915.00) centers with HBL6747 and HBL6750 Plates.  <b>19.5 In. Precut Cover*</b> For 24 in. (610.00) centers with HBL6747 and HBL6750 Plates.  <b>13.5 In. Precut Cover*</b> For 18 in. (457.00) centers with HBL6747 and HBL6750 Plates.  <b>7.5 In. Precut Cover*</b> For 12 in. (305.00) centers with HBL6747 and HBL6750 Plates.	Ivory Gray  Ivory Gray  Ivory Gray  Ivory Gray	<b>HBL6750CIV</b> <b>HBL6750CGY</b> A: 60.00" (1,524.0) B: 6.75" (171.45)  <b>HBL6750C315IV</b> <b>HBL6750C315GY</b> A: 31.50" (800.10) B: 6.75" (171.45)  <b>HBL6750C195IV</b> <b>HBL6750C195GY</b> A: 19.50" (495.30) B: 6.75" (171.45)  <b>HBL6750C135IV</b> <b>HBL6750C135GY</b> A: 13.50" (342.90) B: 6.75" (171.45)  <b>HBL6750C075IV</b> <b>HBL6750C075GY</b> A: 7.50" (190.50) B: 6.75" (171.45)




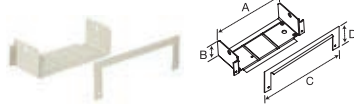

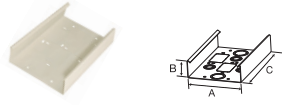
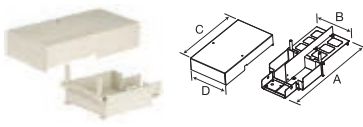
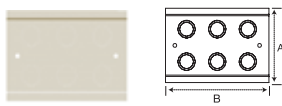

Note: \*Packed 10 pieces per carton. Device centers vary based on cover selection. Consult factory for details.

Fittings	Description	Color	Catalog Number	Description	Color	Catalog Number
	<b>Divider</b> Divides HBL6750 Raceway into two or three channels. Packed 50 ft. (15.24m) per carton, 5 ft. (1.5m) lengths. HBL6751DAGY Divider Clips are required to hold divider in place.	Painted Steel	<b>HBL6750DAGY</b> A: 60.00" (1524.00) B: 2.03" (51.56)	<b>Wire Clip (Plated)</b> For holding conductors in place.	Steel**	<b>HBL6750WCGY</b> A: 6.61" (167.80) B: 2.09" (53.05)
	<b>Divider Clip (Plated)</b> Required for holding HBL6750DAGY in place. Use one every 2.5 ft. (.762m).	Steel**	<b>HBL6751DAGY</b> A: 6.60" (167.67) B: 1.97" (50.10)	<b>Coupling (Plated)</b> For joining lengths of HBL6750 Raceway. Sold in pairs.	Steel**	<b>HBL6751A</b> A: 2.00" (50.71) B: .42" (10.59)
	<b>Internal Corner Coupling (Plated)</b> Concealed fitting for making an internal corner while continuing original run in a straight line.	Steel**	<b>HBL6717TCAGY</b> A: 6.56" (166.62) B: 1.94" (49.28)			

Note: \*\*Galvanized Steel.

Elbows	<b>Description</b> <b>Internal Elbow, Divided</b> For inside surface at right angles. Full capacity 1 1/4 in. bend radius internal elbow.	Ivory Gray	<b>Catalog Number</b> <b>HBL6717DFOIV*</b> <b>HBL6717DFOGY*</b> A: 4.74" (120.47) B: 6.75" (171.45)	<b>Description</b> <b>Internal Elbow, Undivided</b> For inside surface at right angles.	Ivory Gray	<b>Catalog Number</b> <b>HBL6717IV*</b> <b>HBL6717GY*</b> A: 4.74" (120.47) B: 6.75" (171.45)
						
	<b>Description</b> <b>External Elbow, Divided</b> For right angle turns around external corners. Full capacity 1 1/4 in. bend radius external elbow.	Ivory Gray	<b>Catalog Number</b> <b>HBL6718DFOIV*</b> <b>HBL6718DFOGY*</b> A: 5.83" (148.21) B: 6.75" (171.45)	<b>Description</b> <b>External Elbow, Undivided</b> For right angle turns around external corners.	Ivory Gray	<b>Catalog Number</b> <b>HBL6718IV*</b> <b>HBL6718GY*</b> A: 5.83" (148.21) B: 6.75" (171.45)
						
	<b>Description</b> <b>Flat Elbow, Divided</b> For right angle turns on same surface. Full capacity 1 1/4 in. bend radius flat elbow.	Ivory Gray	<b>Catalog Number</b> <b>HBL6711DFOIV*</b> <b>HBL6711DFOGY*</b> A: 9.23" (234.45) B: 6.75" (171.45) C: 2.14" (54.23) D: 9.83" (249.69) E: 6.75" (171.45)	<b>Description</b> <b>Flat Elbow, Undivided</b> For right angle turns on same surface.	Ivory Gray	<b>Catalog Number</b> <b>HBL6711IV*</b> <b>HBL6711GY*</b> A: 9.23" (234.45) B: 6.75" (171.45) C: 2.14" (54.23) D: 9.83" (249.69) E: 6.75" (171.45)
						
	<b>Description</b> <b>Internal or External 45° Elbow</b> For making internal or external turns in a run of HBL6750 Raceway.	Ivory Gray	<b>Catalog Number</b> <b>HBL6712TXIV</b> <b>HBL6712TXGY</b> A: 6.53" (165.93) B: 6.56" (166.62)	<b>Description</b> <b>Inverted Internal Elbow</b> For connecting a vertical run of HBL6750 Raceway with a horizontal run.	Ivory Gray	<b>Catalog Number</b> <b>HBL6717NIV</b> <b>HBL6717NGY</b> A: 6.56" (166.62) B: 5.13" (130.30)
						
Tees	<b>Description</b> <b>Tee Fitting, Divided</b> For branches at right angles. Full capacity 1 1/4 in. bend radius tee fitting.	Ivory Gray	<b>Catalog Number</b> <b>HBL6715DFOIV*</b> <b>HBL6715DFOGY*</b> A: 8.75" (222.25) B: 6.63" (168.40) C: 3.56" (90.48) D: 7.92" (201.07) E: 6.75" (171.45)	<b>Description</b> <b>Tee Fitting, Undivided</b> For branches at right angles.	Ivory Gray	<b>Catalog Number</b> <b>HBL6715IV*</b> <b>HBL6715GY*</b> A: 8.75" (222.25) B: 6.63" (168.40) C: 3.56" (90.48) D: 7.92" (201.07) E: 6.75" (171.45)
						


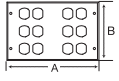

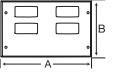

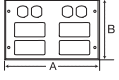

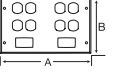


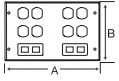

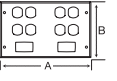


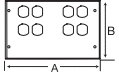
Note: \*HBL6751A couplings included.






End Fittings	<b>Description</b> <b>Entrance End Fitting, Divided</b> For connecting HBL6750 Raceway with rigid or flexible conduit. Concentric ¼ in., 1 in. and 1½ in. trade size KOs on back and end. Full capacity 1½ in. bend radius entrance end fitting. Includes ¼ in., 1 in. and 1½ in. KO and removable dividers.	<b>Color</b> Ivory Gray	<b>Catalog Number</b> <b>HBL6710DFOIV*</b> <b>HBL6710DFOGY*</b> A: 6.75" (171.45) B: 6.75" (171.45) C: 3.18" (180.71)	<b>Description</b> <b>Entrance End Fitting, Undivided</b> For connecting HBL6750 Raceway with rigid or flexible conduit. Concentric ¼ in., 1 in. and 1½ in. trade size KOs on back and end.	<b>Color</b> Ivory Gray	<b>Catalog Number</b> <b>HBL6710IV*</b> <b>HBL6710GY*</b> A: 6.75" (171.45) B: 6.75" (171.45) C: 3.18" (180.71)
						
Fittings	<b>Description</b> <b>Blank End Fitting</b> For closing open end of HBL6750 Raceway. Has three ½ in. trade size KOs.	<b>Color</b> Ivory Gray	<b>Catalog Number</b> <b>HBL6710BIV</b> <b>HBL6710BGY</b> A: 6.56" (166.62) B: 1.98" (50.41) C: 1.33" (33.90)	<b>Description</b> <b>Panel Connector</b> To connect HBL6750 Raceway with surface type panel boxes.	<b>Color</b> Ivory Gray	<b>Catalog Number</b> <b>HBL6786IV</b> <b>HBL6786GY</b> A: 7.51" (190.86) B: 2.00" (50.83) C: 7.89" (200.37) D: 2.38" (60.34)
						
Fittings	<b>Description</b> <b>Transition Fitting</b> For transitioning from Wiremold® 6000 Raceway to Hubbell HBL6750 Raceway.	<b>Color</b> Ivory Gray	<b>Catalog Number</b> <b>HBL6750TFIV</b> <b>HBL6750TFGY</b> A: 4.35" (110.42) B: 6.96" (176.87)	<b>Description</b> <b>Wall Box Connector</b> For back feeding HBL6750 Raceway.	<b>Color</b> Ivory Gray	<b>Catalog Number</b> <b>HBL6714AIV</b> <b>HBL6714AGY</b> A: 6.75" (171.45) B: 2.14" (54.28) C: 9.90" (251.46)
						
	<b>Description</b> <b>Take-Off Connector (HBL6750-HBL4750)</b> For 90° tee connection of HBL4750 Raceway from HBL6750 Raceway.	<b>Color</b> Ivory Gray	<b>Catalog Number</b> <b>HBL6774AIV</b> <b>HBL6774AGY</b> A: 14.36" (364.76) B: 6.75" (171.45) C: 11.47" (291.29) D: 6.72" (170.69)	<b>Description</b> <b>3-Gang Tap-Off Fitting</b> Has six concentric ½ in. and ¾ in. trade size KOs.	<b>Color</b> Ivory Gray	<b>Catalog Number</b> <b>HBL6746HHHIV</b> <b>HBL6746HHHGY</b> A: 4.35" (110.42) B: 6.96" (176.87)
						
	<b>Description</b> <b>Connection Cover</b> For covering potential openings where two covers come together.	<b>Color</b> Ivory Gray	<b>Catalog Number</b> <b>HBL6756AIV</b> <b>HBL6756AGY</b> A: 6.75" (171.45) B: .59" (14.89)			
						

Note: \*HBL4751AC couplings included.



Device Plates & Mounting Bracket	Description	Color	Catalog Number	Description	Color	Catalog Number
	<b>3-Gang, One Opening for 1-Gang Commercial Device Plate, Two Blanks</b> Use with commercially available 1-gang flush plates. See page R-45 for plate options.	Ivory Gray	<b>HBL6747C1IV</b> <b>HBL6747C1GY</b> A: 5.43" (137.97) B: 6.75" (171.45)	<b>3-Gang, One Opening for 2-Gang Commercial Device Plate, One Blank</b> Use with commercially available 2-gang flush plates. See page R-45 for plate options.	Ivory Gray	<b>HBL6747C2IV</b> <b>HBL6747C2GY</b> A: 5.43" (137.97) B: 6.75" (171.45)
	<b>Device Mounting Bracket</b> Mounting bracket for mounting Hubbell KP Plates, iSTATION Modules and Bezels. See pages R-45 and R-46 for datacom product selection.	Ivory Gray	<b>HBL6750IV</b> <b>HBL6750GY</b> A: 5.25" (133.35) B: 6.75" (171.45)			
3-Gang Cover Plates (Include Mounting Bracket)	<b>3-Gang, One Duplex Opening, Two Blanks</b> For 15A and 20A duplex receptacles and duplex communication plates.	Ivory Gray	<b>HBL6747BXXIV</b> <b>HBL6747BXXGY</b> A: 5.43" (137.97) B: 6.75" (171.45)	<b>3-Gang, One Single Round Opening, Two Blanks</b> For single receptacle with face diameter of 1.38 in. to 1.39 in. (35.05 to 35.31).	Ivory Gray	<b>HBL6747AXXIV</b> <b>HBL6747AXXGY</b> A: 5.43" (137.97) B: 6.75" (171.45)
	<b>3-Gang, Three Duplex Openings</b> For 15A and 20A duplex receptacles and duplex communication plates.	Ivory Gray	<b>HBL6747BBBIV</b> <b>HBL6747BBBGY</b> A: 5.43" (137.97) B: 6.75" (171.45)	<b>3-Gang, One Single Round Opening, Two Blanks</b> For single receptacle with face diameter of 1.56 in. to 1.58 in. (39.62 to 40.13).	Ivory Gray	<b>HBL6747JXXIV</b> <b>HBL6747JXXGY</b> A: 5.43" (137.97) B: 6.75" (171.45)
	<b>3-Gang, One Duplex Opening, Two Style Line® Openings</b> For 15A and 20A duplex receptacles and duplex communication plates. Includes Style Line openings for rectangular receptacles, GFCI, surge devices and rectangular communication frames shown on page R-45.	Ivory Gray	<b>HBL6747BRRIV</b> <b>HBL6747BRRGY</b> A: 5.43" (137.97) B: 6.75" (171.45)	<b>3-Gang, One Style Line® Opening, Two Blanks</b> For one Style Line rectangular receptacle, GFCI, surge device or rectangular communication device.	Ivory Gray	<b>HBL6747RXXIV</b> <b>HBL6747RXXGY</b> A: 5.43" (137.97) B: 6.75" (171.45)
	<b>3-Gang, Two Duplex Openings, One Modular Furniture</b> For 15A and 20A duplex receptacles and duplex communication frames shown on page R-45. Includes modular furniture with two keystone twistouts.	Ivory Gray	<b>HBL6747BBFIV</b> <b>HBL6747BBFGY</b> A: 5.43" (137.97) B: 6.75" (171.45)	<b>3-Gang, Two Style Line® Openings, One Modular Furniture</b> For two Style Line rectangular receptacles, GFCI, surge devices and rectangular communication frames shown on page R-45. Includes modular furniture with two keystone twistouts.	Ivory Gray	<b>HBL6747RRFIV</b> <b>HBL6747RRFGY</b> A: 5.43" (137.97) B: 6.75" (171.45)
	<b>3-Gang, Two Duplex Openings, One Ortronics® Series II® Mini Adapter Bezel</b> For two 15A and 20A duplex receptacles and duplex communication frames shown on page R-45. Includes Ortronics® Series II® Mini Adapter Bezel.	Ivory Gray	<b>HBL6747BBSIV</b> <b>HBL6747BBSGY</b> A: 5.43" (137.97) B: 6.75" (171.45)	<b>3-Gang, Two Duplex Openings, One Ortronics® TracJack® Mini Adapter Bezel</b> For 15A and 20A duplex receptacles and duplex communication frames shown on page R-45. Includes Ortronics® TracJack® Mini Adapter Bezel.	Ivory Gray	<b>HBL6747BBTIV</b> <b>HBL6747BBTGY</b> A: 5.43" (137.97) B: 6.75" (171.45)

6-Gang Cover Plates (Include Mounting Bracket)	Description	Color	Catalog Number	Description	Color	Catalog Number
	<b>6-Gang, Six Duplex Openings</b> For 15A and 20A duplex receptacles and duplex communication frames shown on page R-45.	Ivory Gray	<b>HBL67473BBBBBBIV</b> <b>HBL67473BBBBBBGY</b> A: 10.22" (259.56) B: 6.75" (171.45)	<b>6-Gang, Four Style Line® Openings, Two Blanks</b> For four Style Line rectangular receptacles, GFCI, surge devices and rectangular communication frames shown on page R-45.	Ivory Gray	<b>HBL67473RRRRXXIV</b> <b>HBL67473RRRRXXGY</b> A: 10.22" (259.56) B: 6.75" (171.45)
	 			 		
	<b>6-Gang, Two Duplex Openings, Four Style Line® Openings</b> For 15A and 20A duplex receptacles and duplex communication frames shown on page R-45. Includes Style Line openings for rectangular receptacles, GFCI, surge devices and rectangular communication devices.	Ivory Gray	<b>HBL67473BBRRRRIV</b> <b>HBL67473BBRRRRGY</b> A: 10.22" (259.56) B: 6.75" (171.45)	<b>6-Gang, Four Duplex Openings, Two Ortronics® Series II® Mini Adapter Bezels</b> For 15A and 20A duplex receptacles and duplex communication frames shown on page R-45. Includes two Ortronics® Series II® Mini Adapter Bezels.	Ivory Gray	<b>HBL67473BBBBSSIV</b> <b>HBL67473BBBBSSGY</b> A: 10.22" (259.56) B: 6.75" (171.45)
	 			  		
	<b>6-Gang, Four Duplex Openings, Two Modular Furniture</b> For 15A and 20A duplex receptacles and duplex communication frames shown on page R-45. Includes two modular furniture with two keystone twistouts.	Ivory Gray	<b>HBL67473BBBBFFIV</b> <b>HBL67473BBBBFFGY</b> A: 10.22" (259.56) B: 6.75" (171.45)	<b>6-Gang, Four Duplex Openings, Two Ortronics® TracJack® Mini Adapter Bezels</b> For 15A and 20A duplex receptacles and duplex communication frames shown on page R-45. Includes two Ortronics® TracJack® Mini Adapter Bezels.	Ivory Gray	<b>HBL67473BBBBTTIV</b> <b>HBL67473BBBBTTGY</b> A: 10.22" (259.56) B: 6.75" (171.45)
	 			  		
	<b>6-Gang, Four Duplex Openings, Two Blanks</b> For four 15A and 20A duplex receptacles and duplex communication frames shown on page R-45.	Ivory Gray	<b>HBL67473BBBBXXIV</b> <b>HBL67473BBBBXXGY</b> A: 10.22" (259.56) B: 6.75" (171.45)			
	 					

Tools	Description	Color	Catalog Number	Description	Catalog Number
	<b>Base Cutter</b> Cutter for cutting base of HBL6750 Raceway.		<b>HBL660B</b>	<b>Cover Cutter</b> Cutter for cutting cover of HBL6750 Raceway.	<b>HBL660C</b>
					
	<b>Replacement Blade Cutter and Die Set</b> Base blade set.		<b>HBL660BDK</b>	<b>Replacement Blade Cutter and Die Set</b> Cover blade set.	<b>HBL660CDK</b>
					
	<b>Touch-Up Paint Pen</b>	Ivory Gray	<b>HBLIWEP</b> <b>HBLGWEP</b>		
					

Ortronics®, Series II® and TracJack® are registered trademarks of The Ortronics Company.

Dimensions in Inches (mm)



### Single Channel

- Single channel aluminum raceway.
- Satin anodized finish.
- Resists oxidation, corrosion and fading.
- Can be installed as recessed or surface mounted.
- UL Listed and CSA Certified.



### Wide Selection of Fittings

- Elbows (external, internal, flat) and tee fitting available to accommodate all types of applications.
- HBLALU2001 Coupling included with elbows and tee fitting.



### Aluminum Boxes

- Both in-line and standard boxes available.
- Hubbell Handi-Screw® eliminates difficult to install long screws for easier installation.
- Rounded corners eliminate sharp edges.
- One seam construction provides “clean” look.
- Box design allows standard wallplates to be mounted flush with virtually no perimeter profile exposed.
- Full line of metal wallplates available. See section N for selection.



### Aluminum PlugTrak® Featuring Exclusive Receptacle Design


- Satin anodized scratch resistant finish.
- Multiple spacing configurations.
- Hubbell designed and manufactured single receptacle.
- Insulation displacement wiring provides superior wire retention.
- Mates with HBLALU2000 Aluminum Raceway.
- Available in 3 ft. (0.9m), 5 ft. (1.5m) and 6 ft. (1.8m) lengths.
- Tamper-Resistant versions available.

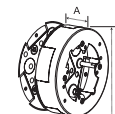
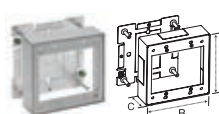
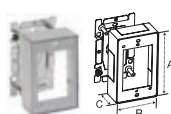
# Aluminum Raceway

## HBLALU2000 Series

Aluminum Raceway, Device Boxes, Elbows and Tees



HBLALU2000 Series	Description	Material	Catalog Number	Description	Material	Catalog Number
	<b>5 Ft. Base</b> Satin anodized finish. Packed 60 ft. (18.3m) per carton, 5 ft. (1.5m) lengths.	Anodized Aluminum	<b>HBLALU2000B5</b> A: .82" (21.00) B: 1.84" (46.74)	<b>Cover</b> Satin anodized finish. Packed 60 ft. (18.3m) per carton, 5 ft. (1.5m) lengths.	Anodized Aluminum	<b>HBLALU2000C5</b> A: 1.84" (46.74)
	<b>10 Ft. Base</b> Satin anodized finish. Packed 60 ft. (18.3m) per carton, 10 ft. (3m) lengths. Assembled cover and base dimensions. W: 1.84" (46.74) H: .91" (23.11)	Anodized Aluminum	<b>HBLALU2000B10</b> A: .82" (21.00) B: 1.84" (46.74)			



Standard	Description	Material	1-Gang	2-Gang	Description	Material	Round Box
	<b>Device Box</b> For standard switches and receptacles.	Anodized Aluminum	<b>HBLALU2047</b> A: 4.54" (115.32) B: 2.82" (71.63) C: 1.38" (35.05)	<b>HBLALU20472</b> A: 4.54" (115.32) B: 4.64" (117.86) C: 1.38" (35.05)	<b>Fixture Box with Solid Base</b> To hang fixtures. Cover takes any device with mounting screw centers of 2.75 in. (69.85), 3.5 in. (89.00) and 4.06 in. (103.00).	Anodized Aluminum	<b>HBLALU2038</b> A: 1.38" (35.05) B: 4.93" (125.22)
Deep	<b>Device Box</b> For deep switches and receptacles.	Anodized Aluminum	<b>HBLALU2044</b> A: 4.54" (115.32) B: 2.82" (71.63) C: 2.25" (57.15)	<b>HBLALU20442</b> A: 4.54" (115.32) B: 4.64" (117.86) C: 2.75" (69.85)			


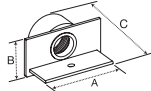

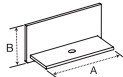
Base Trade Size KOs









1 - 1/2", 3/4" Concentric 1 - 1/2"  
1 - Rectangular 1 - Rectangular


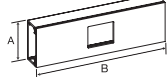

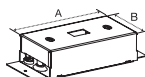

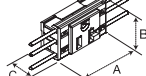



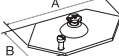
Elbows and Tees	Description	Material	Catalog Number	Description	Material	Catalog Number
	<b>Internal Elbow</b> For making a 90° internal turn in a raceway run.	Anodized Aluminum	<b>HBLALU2017*</b> A: 3.00" (76.20) B: 3.00" (76.20)	<b>External Elbow</b> For making a 90° external turn in a raceway run.	Anodized Aluminum	<b>HBLALU2018*</b> A: 2.91" (74.04) B: 2.91" (74.04)
	<b>Flat Elbow</b> For making a 90° flat turn in a raceway run.	Anodized Aluminum	<b>HBLALU2011*</b> A: 3.00" (76.20) B: 3.00" (76.20)	<b>Tee Fitting</b> For branch connections of right angles.	Anodized Aluminum	<b>HBLALU2015*</b> A: 4.00" (101.60) B: 3.40" (86.36)

Note: \*HBLALU2001 couplings included.

Dimensions in Inches (mm)

End Fittings	Description	Material	Catalog Number	Description	Material	Catalog Number
	<b>Entrance End Fitting</b> ½ in. NPT steel fitting.	Anodized Aluminum Plate	<b>HBLALU2010A</b> A: 1.84" (47.74) B: .91" (23.11) C: 1.51" (38.55)	<b>Blank End Fitting</b> For closing end of raceway.	Anodized Aluminum	<b>HBLALU2010B</b> A: 1.84" (46.74) B: .91" (23.11)
						

Fittings	Description	Material	Catalog Number	Description	Material	Catalog Number
	<b>Cover Clip</b> Use to cover potential openings where two pieces of HBLALU2000 Raceway cover come together.	Stainless Steel	<b>HBLALU2006</b> A: 1.00" (25.40)	<b>Wire Clip</b> For holding conductors in place.	Anodized Aluminum	<b>HBLALU2000WC</b> A: .44" (11.20)
						
	<b>Flush Plate Adaptor</b> For feeding HBL2000 Raceway from an existing wall outlet. Locknut included.	Anodized Aluminum	<b>HBLALU2051H</b> A: 4.50" (114.3) B: 4.50" (114.3)	<b>Coupling (Pair)</b> For joining lengths of HBLALU2000 Raceway.	Aluminum	<b>HBLALU2001</b> A: 1.67" (42.42) B: 1.67" (42.42)
						

Devices and In-Line Fittings	Description	Material	Catalog Number	Description	Material	Catalog Number
	<b>In-Line Receptacle Fitting</b> Use this fitting with single receptacle below.	Anodized Aluminum	<b>HBLALU2043*</b> A: 1.84" (46.74) B: 6.00" (152.40)	<b>In-Line Switch Fitting</b> (Switch sold separately).	Anodized Aluminum	<b>HBLALU2040A</b> A: 4.12" (104.65) B: 1.84" (46.74)
						
	<b>Single Recept. - 15A 125V</b> <b>Single Recept. - 15A 125V, Iso. Grnd</b> <b>Single Recept. - 20A 125V</b> <b>Single Recept. - 20A 125V, Iso. Grnd</b> #12 AWG THHN stranded copper wires with 21 in. leads on each end.	Gray Orange Gray Orange	<b>PT1RCGY</b> <b>PT1RCIG</b> <b>PT1RGY</b> <b>PT1RIG</b> A: 2.00" (50.7) B: 1.20" (30.4) C: .87" (22.2)	<b>Supporting Clip</b> For mounting lengths of HBLALU2000 Raceway at any point. Mount with #6 flat head fastener. Has set screw for locking to raceway. Raceway must be screwed to the wall for secure fastening.	Stainless Steel	<b>HBLALU2003</b> A: 2.00" (50.80)
						
	<b>Ground Adapter (Plated)</b> For connection of equipment grounding conductor to provide an additional ground to raceway. Screws included.	Steel**	<b>HBLALU2009</b> A: 2.35" (59.8) B: 1.18" (30.0)			
						

Note: \*HBLALU2001 couplings included.  
 \*\*Galvanized Steel.





Dimensions in Inches (mm)


















Available in Standard, Isolated Ground (IG) and Tamper-Resistant (TR) versions.

 Tamper-Resistant



	Amp	Circuits	# Single Recept.	Receptacle Spacing (in.)	Catalog Number
3 Foot	15	Single	6	6	HBLALU20GB306
	15	IG/Single	6	6	HBLALU20IG306
	15	TR/Single	6	6	HBLALU20GB306TR 
	20	Single	6	6	HBLALU24GB306
	20	IG/Single	6	6	HBLALU24IG306
	20	TR/Single	6	6	HBLALU24GB306TR 
5 Foot	15	Single	10	6	HBLALU20GB506
	15	Single	5	12	HBLALU20GB512
	15	IG/Single	10	6	HBLALU20IG506
	15	TR/Single	5	12	HBLALU20GB512TR 
	20	Single	10	6	HBLALU24GB506
	20	Single	5	12	HBLALU24GB512
	20	IG/Single	10	6	HBLALU24IG506
	20	TR/Single	5	12	HBLALU24GB512TR 
6 Foot	15	Single	12	6	HBLALU20GB606
	15	Single	6	12	HBLALU20GB612
	15	Single	4	18	HBLALU20GB618
	15	Two	12	6	HBLALU20GBA606
	15	Two	6	12	HBLALU20GBA612
	15	Two	4	18	HBLALU20GBA618
	15	IG/Single	12	6	HBLALU20IG606
	20	Single	12	6	HBLALU24GB606
	20	Single	6	12	HBLALU24GB612
	20	Single	4	18	HBLALU24GB618
	20	Two	12	6	HBLALU24GBA606
	20	Two	6	12	HBLALU24GBA612
	20	Two	4	18	HBLALU24GBA618
	20	IG/Single	12	6	HBLALU24IG606

Note: IG = Isolated Ground and TR = Tamper-Resistant.  
 Hubbell Aluminum PlugTrak is supplied with two HBLALU2010B blank end fittings and one HBLALU2001 coupling.

	Description	Catalog Number
Device Boxes	Standard 1-Gang Device Box 	HBLALU2047
	Deep 1-Gang Device Box 	HBLALU2044
	Standard 2-Gang Device Box 	HBLALU20472
	Deep 2-Gang Device Box 	HBLALU20442
	Round Box 	HBLALU2038
Elbows and Tees	External Elbow 	HBLALU2018
	Internal Elbow 	HBLALU2017
	Flat Elbow 	HBLALU2011
	Tee 	HBLALU2015
Fittings	Cover Clip 	HBLALU2006
	Supporting Clip 	HBLALU2003
	Coupling 	HBLALU2001
	Entrance End Fitting 	HBLALU2010A
	In-Line Switch Fitting 	HBLALU2040A
	Blank End Fitting 	HBLALU2010B

Note: See pages R-34 and R-35 for additional information.



### Single and Two Channel

- Single and two channel aluminum raceways.
- Satin anodized finish.
- Resists oxidation, corrosion and fading.
- Can be installed as recessed or surface mounted.
- UL Listed and CSA Certified.



### Wide Selection of Fittings

- External, internal, flat and tee fittings available to accommodate all types of applications.
- Available in both single and two channel versions.



### Split Covers

- Single and two channel raceways utilize common cover.
- Split covers allow access to one service at a time.
- Common aesthetics throughout line.



### Device Cover Plates

- Cover plates can be used for both HBLALU3800 and HBLALU4800 Raceways.
- Cover plates offer option for most common power device applications.
- Low profile bezel cover accommodates Hubbell iSTATION Modules.
- Open System data option available.
- Base mounted cover plates available for added strength.

HBLALU3800 Series	Description	Color	Catalog Number	Description	Color	Catalog Number
	<b>Single Channel Base</b> Satin anodized finish. Packed 40 ft. (12.19m) per carton, 10 ft. (3m) lengths.  Assembled cover and base dimensions. W: 3.00" (76.20) H: 2.25" (57.15)	Anodized Aluminum	<b>HBLALU3800B10</b> A: 2.10" (53.34) B: 3.00" (76.20)	<b>Cover</b> Satin anodized finish. Packed 40 ft. (12.19m) per carton, 5 ft. (1.5m) lengths.	Anodized Aluminum	<b>HBLALUC5</b> A: 3.00" (76.20)

Elbows and Tees	Description	Color	Catalog Number	Description	Color	Catalog Number
	<b>Internal Elbow</b> For making a 90° internal turn in a raceway run.	Anodized Aluminum	<b>HBLALU3817*</b> A: 6.00" (152.40) B: 6.00" (152.40)	<b>Inverted Internal Elbow</b> For connecting a vertical run of HBLALU3800 with a horizontal run with its cover facing up.	Anodized Aluminum	<b>HBLALU3817N*</b> A: 6.00" (152.40) B: 5.98" (151.89)
	<b>External Elbow</b> For making a 90° external turn in a raceway run.	Anodized Aluminum	<b>HBLALU3818*</b> A: 6.00" (152.40) B: 6.00" (152.40)	<b>Tee</b> For branch connections of two runs of HBLALU3800 Raceway.	Anodized Aluminum	<b>HBLALU3815*</b> A: 6.00" (152.40) B: 6.00" (152.40)
	<b>Flat Elbow</b> For making a 90° flat turn in a raceway run.	Anodized Aluminum	<b>HBLALU3811*</b> A: 6.00" (152.40) B: 6.00" (152.40)			
End Fittings	<b>Entrance End Fitting</b> For feeding raceway, has concentric ½ in. and ¾ in. trade size KOs.	Anodized Aluminum	<b>HBLALU3810B1</b> A: 3.00" (76.20) B: 2.31" (58.74)	<b>Blank End Fitting</b> For closing end of raceway.	Anodized Aluminum	<b>HBLALU3810B</b> A: 3.00" (76.20) B: 2.31" (58.74)
	<b>Cover Clip</b> To cover seam where lengths of HBLALU3800 Raceway come together.	Stainless Steel	<b>HBLALU3806</b> A: 1.38" (34.92)	<b>Wire Clip</b> For holding conductors in place. Can be used for either HBLALU3800 or HBLALU4800 Raceway.	Anodized Aluminum	<b>HBLALUWC</b> A: 1.00" (25.40)
Fittings	<b>Internal Corner Coupling</b> For butting two raceway sections to form an internal 90° turn in a raceway run.	Anodized Aluminum	<b>HBLALU17A</b> A: 4.00" (101.80) B: 2.00" (50.83)	<b>Grounding Adapter</b> For connection of equipment grounding. #10-32 Locking screws included.	Galvanized Steel	<b>HBLALU09</b> A: 4.00" (101.80) B: 2.00" (50.83)
	<b>Couplings (Pair)</b> To join lengths of HBLALU3800 or HBLALU4800 base.	Aluminum	<b>HBLALU01</b> A: 2.85" (72.39) B: 4.00" (101.80)			

Note: \*HBLALU01 couplings included.  
 See page R-40 for cover plates.

Dimensions in Inches (mm)

HBLALU4800 Series	Description	Color	Catalog Number	Description	Color	Catalog Number
	<b>Two Channel Base</b> Satin anodized finish. Packed 40 ft. (12.19m) per carton, 10 ft. (3m) lengths.  Assembled cover and base dimensions. W: 6.00" (152.40) H: 2.25" (57.15)	Anodized Aluminum	<b>HBLALU4800B10</b> A: 2.10" (53.34) B: 6.00" (152.40)	<b>Cover</b> Satin anodized finish. Packed 40 ft. (12.19m) per carton, 5 ft. (1.5m) lengths.	Anodized Aluminum	<b>HBLALUC5</b> A: 3.00" (76.20)

Elbows and Tees	Description	Color	Catalog Number	Description	Color	Catalog Number
	<b>Internal Elbow (Two Channel)</b> For making a 90° internal turn in a raceway run.	Anodized Aluminum	<b>HBLALU4817*</b> A: 6.00" (152.40) B: 6.00" (152.40)	<b>Inverted Internal Elbow (Two Channel)</b> For connecting a vertical run of HBLALU4800 with a horizontal run with its cover facing up.	Anodized Aluminum	<b>HBLALU4817N*</b> A: 6.00" (152.40) B: 5.98" (151.89)
	<b>External Elbow (Two Channel)</b> For making a 90° external turn in a raceway run.	Anodized Aluminum	<b>HBLALU4818*</b> A: 6.00" (152.40) B: 6.00" (152.40)	<b>Tee (Two Channel)</b> For branch connections of two runs of HBLALU4800 Raceway.	Anodized Aluminum	<b>HBLALU4815*</b> A: 9.00" (228.60) B: 9.00" (228.60)
	<b>Flat Elbow (Two Channel)</b> For making a 90° flat turn in a raceway run.	Anodized Aluminum	<b>HBLALU4811*</b> A: 9.00" (228.60) B: 9.00" (228.60)			
End Fittings	<b>Entrance End Fitting (Two Channel)</b> For feeding raceway, has two concentric ½ in. and ¾ in. trade size KOs.	Anodized Aluminum	<b>HBLALU4810B2</b> A: 6.00" (152.40) B: 2.31" (58.74)	<b>Blank End Fitting (Two Channel)</b> For closing end of raceway.	Anodized Aluminum	<b>HBLALU4810B</b> A: 6.00" (152.40) B: 2.31" (58.74)
	<b>Cover Clip</b> To cover seam where lengths of HBLALU4800 Raceway come together.	Stainless Steel	<b>HBLALU4806</b> A: 1.38" (34.92)	<b>Wire Clip</b> Used for holding conductors in place on raceway. Can be used for either HBLALU3800 or HBLALU4800 Raceway.	Anodized Aluminum	<b>HBLALUWC</b> A: 1.00" (25.40)
Fittings	<b>Internal Corner Coupling</b> For butting two raceway sections to form an internal 90° turn in a raceway run.	Anodized Aluminum	<b>HBLALU17A</b> A: 4.00" (101.80) B: 2.00" (50.83)	<b>Grounding Adapter</b> For connection of equipment grounding. #10-32 Locking screws included.	Galvanized Steel	<b>HBLALU09</b> A: 4.00" (101.80) B: 2.00" (50.83)
	<b>Couplings (Pair)</b> To join lengths of HBLALU3800 or HBLALU4800 base.	Aluminum	<b>HBLALU01</b> A: 2.85" (72.39) B: 4.00" (101.80)			

Note: \*HBLALU01 couplings included.  
 See page R-40 for cover plates.

Dimensions in Inches (mm)

# Aluminum Raceway

## HBLALU3800 and HBL4800 Series

Cover Plates and Base Mount Cover Design



Cover Plates	Description	Color	Catalog Number	Description	Color	Catalog Number
	<b>Duplex Receptacle Cover</b> For duplex receptacles and duplex communication frames shown on page R-45.	Anodized Aluminum	<b>HBLALUDR</b> A: 3.00" (76.20) B: 12.00" (304.80) <b>HBLALU34DRBM</b> (Base Mounted Device) A: 3.00" (76.20) B: 12.00" (304.80)	<b>Toggle Switch Cover</b> For single pole, two pole, three way or four way switches.	Anodized Aluminum	<b>HBLALUN</b> A: 3.00" (76.20) B: 12.00" (304.80) <b>HBLALU34NBM</b> (Base Mounted Device) A: 3.00" (76.20) B: 12.00" (304.80)
	<b>Rectangular Style Line® Cover</b> For Style Line rectangular duplex receptacle, GFCI, surge device or rectangular communication frames shown on page R-45.	Anodized Aluminum	<b>HBLALUG</b> A: 3.00" (76.20) B: 12.00" (304.80) <b>HBLALU34GBM</b> (Base Mounted Device) A: 3.00" (76.20) B: 12.00" (304.80)	<b>Single Receptacle Cover</b> For single receptacle with face diameters of 1.38 in. to 1.39 in. (35.05 to 35.31).	Anodized Aluminum	<b>HBLALUE</b> A: 3.00" (76.20) B: 12.00" (304.80) <b>HBLALU34EBM</b> (Base Mounted Device) A: 3.00" (76.20) B: 12.00" (304.80)
	<b>Single Receptacle Cover</b> For single receptacle with face diameters of 1.56 in. to 1.59 in. (39.62 to 40.39).	Anodized Aluminum	<b>HBLALUF</b> A: 3.00" (76.20) B: 12.00" (304.80) <b>HBLALU34FBM</b> (Base Mounted Device) A: 3.00" (76.20) B: 12.00" (304.80)	<b>Single Receptacle Cover</b> For single receptacle with face diameter of 2.13 in. (54.10).	Anodized Aluminum	<b>HBLALUJ</b> A: 3.00" (76.20) B: 12.00" (304.80) <b>HBLALU34JBM</b> (Base Mounted Device) A: 3.00" (76.20) B: 12.00" (304.80)
	<b>Blank Cover</b> To cover 12 in. (305.00) section of raceway.	Anodized Aluminum	<b>HBLALUBL</b> A: 3.00" (76.20) B: 12.00" (304.80)	<b>Ortronics® Cover Plate</b> For two Ortronics TracJack® or one Series II® datacom insert. Both bezels included.	Anodized Aluminum	<b>HBLALUABRT</b> A: 3.00" (76.20) B: 12.00" (304.80)
	<b>Hubbell iSTATION Cover</b> For mounting Hubbell iSTATION Modules. For the HBLALUPB use the KPIMBZGY on page R-45 with modules from page R-46. For the HBLALULPBA use the IMF1GY on page R-46 or any IFPxxGY plates on page R-45.	Anodized Aluminum	<b>HBLALUPB</b> A: 3.00" (76.20) B: 12.00" (304.80) C: 1.90 (48.26) D: 4.21 (106.93) <b>HBLALULPBA</b> A: 3.00" (76.20) B: 12.00" (304.80) C: 1.90 (48.26) D: 3.00" (76.20)			

### Base Mounted Device Cover Design

No exposed screw holes. Receptacle is securely mounted to the raceway base rather than the cover.

Ortronics®, Series II® and TracJack® are registered trademarks of The Ortronics Company.


Dimensions in Inches (mm)





### Two and Three Channel

- Two and three channel aluminum raceways.
- Satin anodized finish.
- Resists oxidation, corrosion and fading.
- Can be installed as recessed or surface mounted.
- UL Listed and CSA Certified.



### Wide Selection of Fittings

- External, internal, flat and tee fittings available to accommodate all types of applications.
- Available in both two and three channel versions.




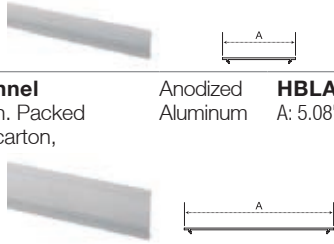
### Covers

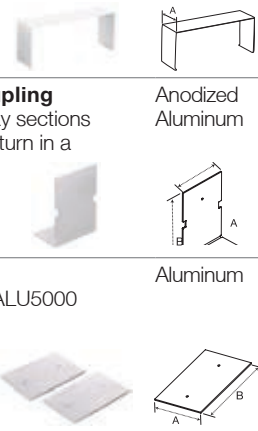
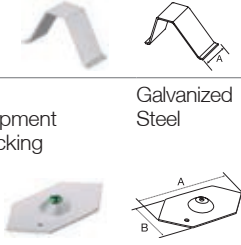
- Two and three channel raceway utilize common covers.
- Available in single and dual channel cover designs.
- Single covers allow access to one service at a time.
- Dual channel cover fits over two channels for a seamless look.
- Common aesthetics throughout line.



### Compatible Cover Plates


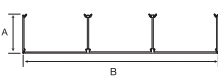



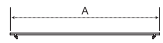

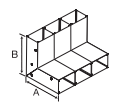

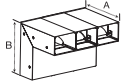

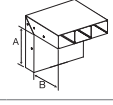

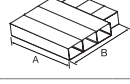

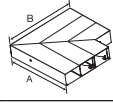

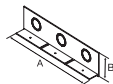

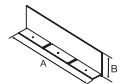

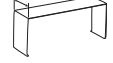



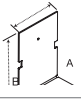



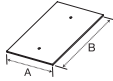
- Cover plates can be used for both HBLALU5000 and HBLALU7620 Raceways.
- Cover plates offer option for most common power device applications.
- Low profile bezel cover accommodates Hubbell iSTATION Modules.
- Open System data option available.
- Base mounted cover plates available for added strength.

HBLALU5000 Series	Description	Color	Catalog Number	Description	Color	Catalog Number
	<b>Two Channel Base</b> Satin anodized finish. Packed 40 ft. (12.19m) per carton, 10 ft. (3m) lengths.  Assembled cover and base dimensions. W: 5.08" (129.03) H: 1.75" (44.45)	Anodized Aluminum	<b>HBLALU5000B10</b> A: 1.66" (42.16) B: 5.08" (129.03)	<b>Cover - Single Channel</b> Satin anodized finish. Packed 40 ft. (12.19m) per carton, 5 ft. (1.5m) lengths.	Anodized Aluminum	<b>HBLALUC57</b> A: 2.54" (64.52)
						<b>HBLALU2C57</b> Satin anodized finish. Packed 40 ft. (12.19m) per carton, 5 ft. (1.5m) lengths.

Elbows and Tees	Description	Color	Catalog Number	Description	Color	Catalog Number
	<b>Internal Elbow</b> For making a 90° internal turn in a raceway run.	Anodized Aluminum	<b>HBLALU5017*</b> A: 6.00" (152.40) B: 6.00" (152.40)	<b>Inverted Internal Elbow</b> For connecting a vertical run of HBLALU5000 with a horizontal run with its cover facing up.	Anodized Aluminum	<b>HBLALU5017N*</b> A: 5.91" (150.20) B: 5.98" (151.89)
	<b>External Elbow</b> For making a 90° external turn in a raceway run.	Anodized Aluminum	<b>HBLALU5018*</b> A: 6.00" (152.40) B: 6.00" (152.40)	<b>Tee</b> For branch connections of two runs of HBLALU5000 Raceway.	Anodized Aluminum	<b>HBLALU5015*</b> A: 9.00" (228.60) B: 8.08" (205.30)
End Fittings	<b>Flat Elbow</b> For making a 90° flat turn in a raceway run.	Anodized Aluminum	<b>HBLALU5011*</b> A: 9.00" (228.60) B: 9.00" (228.60)	<b>Blank End Fitting</b> For closing end of raceway.	Anodized Aluminum	<b>HBLALU5010B</b> A: 5.08" (129.10) B: 1.75" (44.40)
	<b>Entrance End Fitting</b> For feeding raceway, has concentric ½ in. and ¾ in. trade size KOs.	Anodized Aluminum	<b>HBLALU5010B2</b> A: 5.08" (129.10) B: 1.75" (44.40)	<b>Wire Clip</b> For holding conductors in place. Can be used for either HBLALU5000 or HBLALU7620 Raceway.	Anodized Aluminum	<b>HBLALU57WC</b> A: 1.00" (25.40)
Fittings	<b>Cover Clip</b> To cover seam where lengths of HBLALU5000 Raceway come together.	Stainless Steel	<b>HBLALU5006</b> A: 1.38" (34.92)	<b>Grounding Adapter</b> For connection of equipment grounding. #10-32 Locking screws included.	Galvanized Steel	<b>HBLALU5709</b> A: 3.37" (85.50) B: 2.00" (50.83)
	<b>Internal Corner Coupling</b> For butting two raceway sections to form an internal 90° turn in a raceway run.	Anodized Aluminum	<b>HBLALU5717A</b> A: 3.50" (88.90) B: 2.38" (60.30)	<b>Couplings (Pair)</b> To join lengths of HBLALU5000 or HBLALU7620 base.	Aluminum	<b>HBLALU5701</b> A: 2.38" (60.30) B: 4.00" (101.80)
						


Note: \*HBLALU5701 couplings included.  
 See page R-44 for cover plates.

Dimensions in Inches (mm)

<b>HBLALU7620 Series</b>	<b>Description</b> <b>Three Channel Base</b> Satin anodized finish. Packed 40 ft. (12.19m) per carton, 10 ft. (3m) lengths.  Assembled cover and base dimensions. W: 7.62" (193.55) H: 2.25" (57.15)	<b>Color</b> Anodized Aluminum	<b>Catalog Number</b> <b>HBLALU7620B10</b> A: 2.16" (54.86) B: 7.62" (193.55)	<b>Description</b> <b>Cover - Single Channel</b> Satin anodized finish. Packed 40 ft. (12.19m) per carton, 5 ft. (1.5m) lengths.	<b>Color</b> Anodized Aluminum	<b>Catalog Number</b> <b>HBLALUC57</b> A: 2.54" (64.52)
	 			 		
	<b>Description</b> <b>Cover - Two Channel</b> Satin anodized finish. Packed 40 ft. (12.19m) per carton, 5 ft. (1.5m) lengths.	<b>Color</b> Anodized Aluminum	<b>Catalog Number</b> <b>HBLALU2C57</b> A: 5.08" (129.03)	 		
<b>Elbow Fittings</b>	<b>Description</b> <b>Internal Elbow</b> For making a 90° internal turn in a raceway run.	<b>Color</b> Anodized Aluminum	<b>Catalog Number</b> <b>HBLALU7617*</b> A: 6.50" (165.10) B: 6.50" (165.10)	<b>Description</b> <b>Inverted Internal Elbow</b> For connecting a vertical run of HBLALU7620 with a horizontal run with its cover facing up.	<b>Color</b> Anodized Aluminum	<b>Catalog Number</b> <b>HBLALU7617N*</b> A: 6.50" (165.10) B: 5.98" (151.89)
	 			 		
	<b>Description</b> <b>External Elbow</b> For making a 90° external turn in a raceway run.	<b>Color</b> Anodized Aluminum	<b>Catalog Number</b> <b>HBLALU7618*</b> A: 5.50" (139.70) B: 5.50" (139.70)	<b>Description</b> <b>Tee</b> For branch connections of two runs of HBLALU7620 Raceway.	<b>Color</b> Anodized Aluminum	<b>Catalog Number</b> <b>HBLALU7615*</b> A: 9.00" (228.60) B: 10.62" (269.80)
	 			 		
<b>End Fittings</b>	<b>Description</b> <b>Flat Elbow</b> For making a 90° flat turn in a raceway run.	<b>Color</b> Anodized Aluminum	<b>Catalog Number</b> <b>HBLALU7611*</b> A: 11.54" (293.10) B: 11.54" (293.10)			
	 					
	<b>Description</b> <b>Entrance End Fitting</b> For feeding raceway, has concentric ½ in. and ¾ in. trade size KO's.	<b>Color</b> Anodized Aluminum	<b>Catalog Number</b> <b>HBLALU7610B2</b> A: 7.62" (193.50) B: 2.31" (58.70)	<b>Description</b> <b>Blank End Fitting</b> For closing end of raceway.	<b>Color</b> Anodized Aluminum	<b>Catalog Number</b> <b>HBLALU7610B</b> A: 7.62" (193.50) B: 2.31" (58.70)
	 			 		
<b>Fittings</b>	<b>Description</b> <b>Cover Clip</b> To cover seam where lengths of HBLALU7620 Raceway come together.	<b>Color</b> Stainless Steel	<b>Catalog Number</b> <b>HBLALU7606</b> A: 1.38" (34.92)	<b>Description</b> <b>Wire Clip</b> For holding conductors in place. Can be used for either HBLALU5000 or HBLALU7620 Raceway.	<b>Color</b> Anodized Aluminum	<b>Catalog Number</b> <b>HBLALU57WC</b> A: 1.00" (25.40)
	 			 		
	<b>Description</b> <b>Internal Corner Coupling</b> For butting two raceway sections to form an internal 90° turn in a raceway run.	<b>Color</b> Anodized Aluminum	<b>Catalog Number</b> <b>HBLALU5717A</b> A: 3.50" (88.90) B: 2.38" (60.30)	<b>Description</b> <b>Grounding Adapter</b> For connection of equipment grounding. #10-32 Locking screws included.	<b>Color</b> Galvanized Steel	<b>Catalog Number</b> <b>HBLALU5709</b> A: 3.37" (85.50) B: 2.00" (50.83)
	 			 		
	<b>Description</b> <b>Couplings (Pair)</b> To join lengths of HBLALU5000 or HBLALU7620 base.	<b>Color</b> Aluminum	<b>Catalog Number</b> <b>HBLALU5701</b> A: 2.38" (60.30) B: 4.00" (101.80)			
	 					

Note: \*HBLALU5701 couplings included.  
 See page R-44 for cover plates.

Dimensions in Inches (mm)



Cover Plates	Description	Color	Catalog Number	Description	Color	Catalog Number
	<b>Duplex Receptacle Cover</b> For duplex receptacles and duplex communication frames shown on page R-45.	Anodized Aluminum	<b>HBLALU57DR</b> A: 2.54" (64.50) B: 12.00" (304.80) <b>HBLALU57DRBM</b> (Base Mounted Device) A: 2.54" (64.50) B: 12.00" (304.80)	<b>Toggle Switch Cover</b> For single pole, two pole, three way or four way switches.	Anodized Aluminum	<b>HBLALU57N</b> A: 2.54" (64.50) B: 12.00" (304.80) <b>HBLALU57NBM</b> (Base Mounted Device) A: 2.54" (64.50) B: 12.00" (304.80)
	<b>Rectangular Style Line® Cover</b> For Style Line rectangular duplex receptacle, GFCI, surge device or rectangular communication frames shown on page R-45.	Anodized Aluminum	<b>HBLALU57G</b> A: 2.54" (64.50) B: 12.00" (304.80) <b>HBLALU57GBM</b> (Base Mounted Device) A: 2.54" (64.50) B: 12.00" (304.80)	<b>Blank Cover</b> To cover 12 in. (305.00) section of raceway.	Anodized Aluminum	<b>HBLALU57BL</b> A: 2.54" (64.50) B: 12.00" (304.80)
	<b>Single Receptacle Cover</b> For single receptacle with face diameters of 1.38 in. to 1.39 in. (35.05 to 35.31).	Anodized Aluminum	<b>HBLALU57E</b> A: 2.54" (64.50) B: 12.00" (304.80) <b>HBLALU57EBM</b> (Base Mounted Device) A: 2.54" (64.50) B: 12.00" (304.80)	<b>Single Receptacle Cover</b> For single receptacle with face diameters of 1.56 in. to 1.59 in. (39.62 to 40.39).	Anodized Aluminum	<b>HBLALU57F</b> A: 2.54" (64.50) B: 12.00" (304.80) <b>HBLALU57FBM</b> (Base Mounted Device) A: 2.54" (64.50) B: 12.00" (304.80)
	<b>Hubbell iSTATION Cover</b> For mounting Hubbell iSTATION modules. IMF1GY or IFPxxGY frames and plates on pages R-45 and R-46.	Anodized Aluminum	<b>HBLALU57LPB</b> A: 2.54" (64.50) B: 12.00" (304.80) C: 1.90 (48.26) D: 3.00" (76.20)	<b>Ortronics® Cover Plate</b> For two Ortronics TracJack® or one Series II® datacom insert. Both bezels included.	Anodized Aluminum	<b>HBLALU57ABRT</b> A: 2.54" (64.50) B: 12.00" (304.80)
	<b>2-Gang Raised Device Box</b> KP device plates only, found on page R-45.	Gray PVC	<b>HBLALU57KP2G</b> A: 5.08" (129.10) B: 7.64" (193.90)			














### Base Mounted Device Cover Design













No exposed screw holes. Receptacle is securely mounted to the raceway base rather than the cover.

Ortronics®, Series II® and TracJack® are registered trademarks of The Ortronics Company.








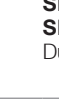





















Dimensions in Inches (mm)

1. Choose Device Mounting Bracket	Description	Color	HBL4750 Series	HBL6750 Series
	Device Mounting Bracket for HBL4750 and HBL6750 Series Metal Raceway. Ivory metal raceway matches almond devices and plates.	Ivory Gray	 <b>HBL4750IV</b> <b>HBL4750GY</b>	 <b>HBL6750IV</b> <b>HBL6750GY</b>

2. Choose 1-Gang "KP" Plates	Color	Catalog Number	Catalog Number	Catalog Number	Catalog Number	Catalog Number
	Almond Gray	 <b>KP8AL</b> <b>KP8GY</b> Duplex	 <b>KP26AL</b> <b>KP26GY</b> Style Line®	 <b>KP1AL</b> <b>KP1GY</b> Toggle	 <b>KP7AL</b> <b>KP7GY</b> Receptacle (1.41 ID)	 <b>KP720AL</b> <b>KP720GY</b> Receptacle (1.60 ID)
	Almond Gray	 <b>KP14AL</b> <b>KP14GY</b> Blank	 <b>KP212AL</b> <b>KP212GY</b> Coax (2)	 <b>KP2140AL</b> <b>KP2140GY</b> Jack/Coax	 <b>KP2162AL</b> <b>KP2162GY</b> Modular Jacks (2)	 <b>KP2163AL</b> <b>KP2163GY</b> Modular Jacks (3)
Comm. "IFP" Plates & Frames	Almond Gray	 <b>KPORTAL</b> <b>KPORTGY</b> Ortronics Series II® Data Module	 <b>KPPANAL</b> <b>KPPANGY</b> Panduit Mini-Com® Data Module	 <b>KPIMBZAL</b> <b>KPIMBZGY</b> 3-Unit iSTATION (Accepts all Hubbell iSTATION Modules located in Network Wiring section).		

Comm. "IFP" Plates & Frames	Color	Catalog Number	Catalog Number	Catalog Number	Catalog Number	Catalog Number
	Almond Gray	 <b>IFP126AL</b> — Style Line®	 <b>ISF2AL</b> <b>ISF2GY</b> Style Line® 2-Port	 <b>ISF3AL</b> <b>ISF3GY</b> Style Line® 3-Port	 <b>ISF4AL</b> <b>ISF4GY</b> Style Line® 4-Port	 <b>ISF6AL</b> <b>ISF6GY</b> Style Line® 6-Port
	Almond Gray	 <b>IFP18AL</b> — Duplex	 <b>BR106AL</b> <b>BR106G</b> Duplex 2-Port	 <b>Q106AL</b> <b>Q106G</b> Duplex 4-Port		
Painted Steel Plates	Almond Gray	 <b>IFP12AL</b> <b>IFP12GY</b> Flush 2-Port	 <b>IFP13AL</b> <b>IFP13GY</b> Flush 3-Port	 <b>IFP14AL</b> <b>IFP14GY</b> Flush 4-Port	 <b>IFP16AL</b> <b>IFP16GY</b> Flush 6-Port	

Note: Ivory metal raceway matches almond devices and plates. For HBL3000 series raceway applications, catalog number HBL3051LEIV/GY must be used with plates and devices. See page R-46 or section W for additional information on datacom products.

Painted Steel Plates	Color	1-Gang	2-Gang	3-Gang	4-Gang	5-Gang	6-Gang
	Almond Gray	 <b>SP1AL</b> <b>SP1G</b> Toggle	 <b>SP2AL</b> <b>SP2G</b> Toggle	 <b>SP3AL</b> — Toggle	 <b>SP4AL</b> — Toggle	 <b>SP5AL</b> — Toggle	 <b>SP6AL</b> — Toggle
	Almond Gray	 <b>SP8AL</b> <b>SP8G</b> Duplex	 <b>SP82AL</b> <b>SP82G</b> Duplex	 <b>SP83AL</b> — Duplex	 — Duplex	 — Duplex	 — Duplex
	Almond Gray	 <b>PHPS1AL</b> <b>PHPS1G</b> Style Line®	 <b>PHPS2AL</b> <b>PHPS2G</b> Style Line®	 <b>PHPS3AL</b> — Style Line®	 <b>PHPS4AL</b> — Style Line®	 <b>PHPS5AL</b> — Style Line®	 <b>PHPS6AL</b> — Style Line®
	Almond Gray	 <b>SP7AL</b> <b>SP7G</b> Single recept. (1.41" ID)	 <b>SP18AL</b> <b>SP18G</b> Combination	 <b>SP28AL</b> <b>SP28G</b> Combination	 <b>PJS126AL</b> <b>PJS126G</b>	 — <b>PJS226G</b>	
Painted Steel Plates	Color	1-Gang	2-Gang	3-Gang	1-Gang	2-Gang	3-Gang
	Almond Gray	 <b>SP14BAL</b> <b>SP14BG</b> Blank, Box Mount	 <b>SP24BAL</b> <b>SP24BG</b> Blank, Box Mount	 <b>SP34BAL</b> — Blank, Box Mount	 <b>SP14AL</b> <b>SP14G</b> Blank, Strap Mount	 <b>SP24AL</b> <b>SP24G</b> Blank, Strap Mount	 <b>SP34AL</b> — Blank, Strap Mount

Panduit® and Mini-Com® are registered trademarks of Panduit Corp.  
 Ortronics® and Series II® are registered trademarks of Ortronics/Legrand.



1. Choose Plate Frame	Description	Color	HBL4750 Series		HBL6750 Series	
	Front loading plate will accept any modules in three unit combinations. Angled fixtures to be used in bottom opening only. Use KPIMBZAL/GY plate with modules for HBL4750 and HBL6750 Series device mounting bracket located on page R-45. See section W for additional Hubbell iSTATION modules and datacom products. Ivory metal raceway matches almond devices and plates.	Office White		<b>IMF1AL</b> <b>IMF1GY</b>		<b>IMF2AL</b> <b>IMF2GY</b>
Note: Each gang accepts 3 module units.						

2. Choose Modules	Color	Catalog Number	Catalog Number	Catalog Number	Catalog Number	Catalog Number
	Almond Gray	 <b>IMB05AL</b> <b>IMB05GY</b> Blank Module .5 Unit	 <b>IMB1AL</b> <b>IMB1GY</b> Blank Module 1 Unit	 <b>IMB15AL</b> <b>IMB15GY</b> Blank Module 1.5 Unit	 <b>IM1K1AL</b> <b>IM1K1GY</b> Modular Flat 1 Unit	 <b>IM2K1AL</b> <b>IM2K1GY</b> Modular Flat 1 Unit
	Almond Gray	 <b>IM1KA15AL</b> <b>IM1KA15GY</b> Modular Angled 1.5 Unit	 <b>IM2KA15AL</b> <b>IM2KA15GY</b> Modular Angled 1.5 Unit	 <b>IM1SCA15AL</b> <b>IM1SCA15GY</b> SC 1 Duplex Angled, 1.5 Unit	 <b>IM2SCA2AL</b> <b>IM2SCA2GY</b> SC 2 Duplex Angled, 2 Unit	 <b>IM1IA15AL</b> <b>IM1IA15GY</b> Modular Recessed 1.5 Unit
	Almond Gray	 <b>IM2IA15AL</b> <b>IM2IA15GY</b> Modular Recessed 1.5 Unit	<b>Keystone Opening</b> Hole size for mounting all Hubbell Jacks. <div style="display: flex; align-items: center;"> <div style="margin-left: 10px;">           A: .580" (14.73)            B: .760" (19.30)         </div> </div>			

Modular connectors to be used with any plate with a standard modular opening. Not recommended for use with KP plates. For KP applications use KPIMBZAL/GY bezel and appropriate Hubbell iSTATION modules located in the section W. Use appropriate Hubbell iSTATION modules for SC fiber adapters. See section W for additional modular connectors. Ivory metal raceway matches almond devices and plates.

Modular Connector Fittings	Color	Catalog Number	Catalog Number	Catalog Number	Catalog Number	Catalog Number
	Almond Gray	 <b>SFFGAL</b> <b>SFFGGY</b> F-Type Coupler Gold	 <b>SFFALX</b> <b>SFFGX</b> F-Type Coupler Nickel	 <b>SFBAL</b> <b>SFBGY</b> BNC Connector	 <b>SFSV110AL</b> <b>SFSV110GY</b> S-Video 110	 <b>SFSVAL</b> <b>SFSVGY</b> S-Video F/F Coupler
	Almond Gray	 <b>SFRCRFFAL</b> <b>SFRCRFFGY</b> RCA Gold Pass-through F/F Coupler Red Insulator	 <b>SFRCWFFAL</b> <b>SFRCWFFGY</b> RCA Gold Pass-through F/F Coupler White Insulator	 <b>SFRCYFFAL</b> <b>SFRCYFFGY</b> RCA Gold Pass-through F/F Coupler Yellow Insulator	 <b>SFSPGBK*</b> <b>SFSPGR**</b> Speaker Post Connector	 <b>SF35SJAL</b> <b>SF35SJGY</b> 3.5mm Stereo Jacks
	Almond Gray	 <b>SFRC110R</b> (Black housing only) RCA 110 Punchdown Red Insulator	 <b>SFRC110W</b> (Black housing only) RCA 110 Punchdown White Insulator	 <b>SFRC110Y</b> (Black housing only) RCA 110 Punchdown Yellow Insulator	 <b>SFBAL10</b> <b>SFBG10</b> Blank (10 Pack)	

Note: \*Office white housing with black ring color.

\*\*Office white housing with red ring color.

Xcelerator Modular Jacks	Color	Catalog Number	Catalog Number	Catalog Number
	Almond	 <b>HXJ5EAL</b> Cat. 5e, T568A, T568B, RJ45	 <b>HXJ6AL</b> Cat. 6, T568A, T568B, RJ45	 <b>HXJUAL</b> 6 Position USOC, RJ25

Note: Ivory metal raceway matches almond devices and plates.

#### Jack Color Options (Replaces AL Suffix)

<b>OW</b> =Office White	<b>GY</b> =Gray	<b>BK</b> =Black	<b>W</b> =White	<b>OR</b> =Orange	<b>R</b> =Red	<b>Y</b> =Yellow	<b>B</b> =Blue	<b>GN</b> =Green	<b>EI</b> =Elec Ivory
-------------------------	-----------------	------------------	-----------------	-------------------	---------------	------------------	----------------	------------------	-----------------------

Metal Raceway Wire Fill Capacities																
			Power (THHN/T90 Nylon)			Voice		Data (Copper Cables)					Data (Multimode Fiber Optic Cables)			
			14 AWG	12 AWG	10 AWG	4–Pair	25–Pair	Type RG59U	Cat. 5e	Cat. 6	Cat. 6A	Cat. 6 STP	(2) or (4) Fiber Round Cable	Fiber Optic Jumpers	Fiber Optic Zip Cord	
			Wire O.D. (in.):	0.111	0.13	0.164	0.19	0.41	0.242	0.21	0.25	0.35	0.29	0.19	0.118	.12 X .24
			Wire Area (sq. in.):	0.0097	0.0133	0.0211	0.0283	0.1320	0.0460	0.0346	0.0491	0.0962	0.0660	0.0283	0.0109	0.0288
Series		Channel Area (sq. in.)	Wire Fill Capacity			40%	40%	40%	40%	40%	40%	40%	40%	40%	40%	40%
HBL500		0.22	7	5	3	3	1	2	3	2	1	1	3	8	3	
HBL750		0.40	12	9	5	6	1	3	5	3	2	2	6	15	6	
HBL2000		0.89	7	7	0	13	3	8	10	7	4	5	13	33	12	
HBL2000A		0.86	35	26	16	11	2	7	9	7	4	5	13	33	12	
HBL2400		1.39	57	41	26	19	4	12	16	11	5	8	19	51	19	
HBL2400D	Channel– A	0.86	26	19	11	12	2	7	9	7	3	5	12	31	11	
<div><div>A</div><div>B</div></div>	Channel– B	0.37	11	9	6	5	1	3	4	3	1	2	5	13	5	
HBL3000		3.70	152	111	70	52	11	32	43	30	15	22	52	136	51	
HBL4750	No Barriers	7.20	296	216	136	102	22	63	83	59	30	44	102	264	100	
<div><div>A</div><div>B</div></div>	Barrier Centered Ch. A	3.10	127	93	58	44	9	27	36	25	13	19	44	114	43	
	Barrier Centered Ch. B	3.30	127	93	58	47	10	29	38	27	14	20	47	121	46	
<div><div>A</div><div>B</div></div>	Barrier Offset Ch. A	2.10	86	63	39	30	6	18	24	17	9	13	30	77	29	
	Barrier Offset Ch. B	4.30	176	129	81	61	13	37	50	35	18	26	61	158	60	
HBL6750	No Barriers	13.77	566	412	259	195	42	120	159	112	57	83	195	505	191	
<div><div>A</div><div>A</div><div>A</div></div>	Barrier Offset 1/3 Ch. A	4.59	189	138	86	65	14	40	53	37	19	28	65	168	64	
<div><div>A</div><div>B</div></div>	Barrier Offset 2/3 Ch. B	9.18	379	278	173	130	28	80	106	75	38	56	130	337	128	
HBLALU2000		1.20	49	36	22	16	3	10	13	9	4	7	16	44	16	
HBLALU3800		5.80	214	156	98	82	18	50	67	47	24	35	82	213	81	
HBLALU4800	Center Barrier/ Both Channels	11.60	428	312	196	164	35	101	134	95	48	70	164	426	161	
<div><div></div><div></div></div>	Center Barrier/ 1 Channel	5.80	214	156	98	82	18	50	67	47	24	35	82	213	81	
HBLALU5000	Center Barrier/ Both Channels	7.60	312	228	142	106	22	64	86	60	30	46	106	278	104	
<div><div></div><div></div></div>	Center Barrier/ 1 Channel	3.80	156	114	71	53	11	32	43	30	15	23	53	139	52	
HBLALU7620	2 Barriers with 3 Equal Channels/Total	15.00	618	450	282	210	45	129	171	120	60	90	210	549	207	
<div><div></div><div></div><div></div></div>	2 Barriers with 3 Equal Channels/ 1 Channel	5.00	206	150	94	70	15	43	57	40	20	30	70	183	69	

Note: Pathway (Raceway) fill shall be 40% maximum. Raceway fittings and outlets/receptacles reduce the cross section of the raceway system, thus reducing overall cable fill capacity.

### Physical Properties

Material Galvanized Steel or Anodized Aluminum

### Metal PlugTrak Specifications

Receptacle Rating NEMA 5-15R and NEMA 5-20R  
Wire #12 AWG Stranded Copper  
Receptacle Face Thermoplastic

### Codes/Standards

TIA/EIA 569B  
UL Standard UL 5  
Listings E253976 /E253830 /E253833  
CSA Standard C22.2 no. 62  
Certification LR87514



Hubbell Catalog Number	Wiremold®	Mono- Systems, Inc.™
<b>HBL500 Series</b>	<b>500 Series</b>	
HBL502B	502	SMS502
HBL605CUT	605	SMS605
HBL600B	600B	N/A
HBL605K	605K	N/A
HBL500TFIV	N/A	N/A
HBL50010IV	V500	SMS500
HBL5005IV	V500-5	N/A
HBL504IV	V504	SMS504
HBL506IV	V506	SMS506
HBL511IV	V511	SMS511
HBL512IV	V512	SMS512
HBL517IV	V517	SMS517
HBL518IV	V518	SMS518
<b>HBL750 Series</b>	<b>700 Series</b>	
HBL607CUT	607	SMS607
HBL702B	702	SMS702
HBL607K	607K	N/A
HBL750TFIV	N/A	N/A
HBL75010IV	V700	SMS700
HBL7505IV	V700-5	N/A
HBL704IV	V704	SMS704
HBL706IV	V706	SMS706
HBL711IV	V711	SMS711
HBL712IV	V712	SMS712
HBL717IV	V717	SMS717
HBL718IV	V718	SMS718
<b>HBL500/HBL750 Series</b>	<b>500/700 Series</b>	
HBL5701C	5701	SMS5701
HBL5709	5709	SMS5709
HBL5780	5780	SMS5780
HBL5781	5781	SMS5781
HBL5782C	5782	SMS5782
HBL5791	5791	N/A
HBL5709GC	5709GC	N/A
HBL5781A	5781A	SMS5781A
HBL5782A	5782A	SMS5782A
HBL5790B	5790B	SMS5790B
HBL5752R	R5752	SMS5752R
HBL5753R	R5753	SMS5753R
HBL5700FIV	V5700F	SMS5700F
HBL5703IV	V5703	SMS5703
HBL5711LHIV	V5711LH	SMS5711LH
HBL5711RHIV	V5711RH	SMS5711RH
HBL5715IV	V5715	SMS5715
HBL5719IV	V5719	SMS5719
HBL57242IV	V57242	SMS57242
HBL5731IV	V5731	SMS5731
HBL5733IV	V5733	SMS5733
HBL5735IV	V5735	SMS5735
HBL5736IV	V5736	SMS5736
HBL5737IV	V5737	SMS5737
HBL5737AIV	V5737A	SMS5737A
HBL5738IV	V5738	SMS5738
HBL5738AIV	V5738A	SMS5738A
HBL5738AFIV	V5738AF	SMS5738AF
HBL5739IV	V5739	SMS5739
HBL5739AIV	V5739A	SMS5739A
HBL5744IV	V5744	SMS5744
HBL57442IV	V5744-2	SMS57442
HBL57443IV	V5744-3	SMS57443
HBL5744SIV	V5744S	SMS5744S
HBL5744S2IV	V5744S-2	SMS5744S2
HBL5744S3IV	V5744S-3	SMS5744S3
HBL5745IV	V5745	SMS5745
HBL5747IV	V5747	SMS5747

Hubbell Catalog Number	Wiremold®	Mono- Systems, Inc.™
HBL57472IV	V5747-2	SMS57472
HBL57473IV	V5747-3	SMS57473
HBL5748IV	V5748	SMS5748
HBL57482IV	V5748-2	SMS57482
HBL57483IV	V5748-3	SMS57483
HBL57484IV	V5748-4	SMS57484
HBL57485IV	V5748-5	SMS57485
HBL57486IV	V5748-6	SMS57486
HBL5751IV	V5751	SMS5751
HBL57512IV	V5751-2	SMS5751-2
HBL57513IV	V5751-3	SMS5751-3
HBL5751AIV	V5751A	N/A
HBL5752IV	V5752	SMS5752
HBL5753IV	V5753	SMS5753
HBL5760IV	V5760	SMS5760
HBL5783IV	V5783	SMS5783
HBL5784IV	V5784	SMS5784
HBL5785IV	V5785	SMS5785
HBL5786IV	V5786	SMS5786
HBL5786AIV	N/A	N/A
HBL5711BRIV	N/A	SMS5711-1
HBL5715BRIV	N/A	N/A
HBL5717BRIV	N/A	SMS5717-1
HBL5718BRIV	N/A	SMS5718-1
<b>HBL2000 Series</b>	<b>2000 Series</b>	
HBL620C	620	SMS621BC
HBL2001C	2001	SMS2101
HBL2003SC	2003	SMS2103
HBL2009GC	2009	SMS2109
HBL2000WC	2000WC	SMS2100WC
HBL2000WCA	N/A	N/A
HBL2017TC	2017TC	SMS2117TC
HBL620BCK	620BCK	N/A
HBL2000B5GY	G2000B-5	N/A
HBL2000BCGY	G2000BC	N/A
HBL2000BCAGY	N/A	N/A
HBL2000CGY	G2000C	N/A
HBL2000CAGY	G2100C	N/A
HBL2006GY	G2006	N/A
HBL2010A2GY	G2010A2	N/A
HBL2010A3GY	G2010A3	N/A
HBL2010BGY	G2010B	N/A
HBL2011GY	G2011	N/A
HBL2011BRGY	N/A	N/A
HBL2015GY	G2015	N/A
HBL2015BRGY	N/A	N/A
HBL2017BRGY	N/A	N/A
HBL2018BRGY	N/A	N/A
HBL2018CGY	G2018C	N/A
HBL2048GY	G2048	N/A
HBL20482GY	G2048-2	N/A
HBL2051HGY	G2051H	N/A
HBL2000TFIV	N/A	N/A
HBL2000TFGY	N/A	N/A
HBL2000B5IV	V2000B-5	N/A
HBL2000BCIV	V2000BC	SMS2100B
HBL2000BCAIV	N/A	N/A
HBL2000CIV	V2000C	SMS2100C
HBL2000CAIV	V2100C	SMS2100C
HBL2006IV	V2006	SMS2106
HBL2010A2IV	V2010A2	SMS2110A
HBL2010A3IV	V2010A3	SMS2110C
HBL2010BIV	V2010B	SMS2110B
HBL2011IV	V2011	SMS2111
HBL2011BRIV	N/A	SMS2111-FO
HBL2015IV	V2015	SMS2115
HBL2015BRIV	N/A	SMS2115-FO
HBL2017BRIV	N/A	SMS2117TC-FO

Wiremold® is a registered trademark of The Wiremold Company. Mono-Systems, Inc.™ is a trademark of Mono-Systems, Inc. Hubbell Inc. is not affiliated with Mono-Systems, Inc.™ or The Wiremold Company.

# Metal Raceway Cross Reference

HBL2400/HBL2400D, HBL3000 and HBL4750 Series



Hubbell Catalog Number	Wiremold®	Mono- Systems, Inc.™	Hubbell Catalog Number	Wiremold®	Mono- Systems, Inc.™
HBL2018BRIV	N/A	SMS2118A-FO	HBL3007CGY	G3007C	SMS3022
HBL2018CIV	V2018C	SMS2118A	HBL3010AEGY	G3010AE	SMS3005
HBL2048IV	V2048	SMS2141	HBL3010BGY	G3010B	SMS3004
HBL20482IV	V2048-2	SMS21412	HBL3010CGY	G3010C	SMS3005
HBL2051HIV	V2051H	SMS2051H	HBL3011EGY	G3011E	SMS3009
HBL2089IV	V2089	N/A	HBL3014CGY	G3014C	SMS3030
HBL2089EIV	V2089E	N/A	HBL3015EGY	G3015E	SMS3010
			HBL3017TCEGY	G3017TCE	SMS3014
HBL2400/HBL2400D Series	2400/2400D Series		HBL3018AEGY	G3018AE	SMS3018
HBL624CUT	624	N/A	HBL3027AEGY	G3027AE	N/A
HBL2401C	2401	SMS2401	HBL3028GY	G3028	SMS3028
HBL2409GC	2409	SMS2409	HBL3033JEGY	G3033JE	SMS3045
HBL2400WC	2400WC	SMS2400WC	HBL3036HEGY	G3036HE	SMS3053
HBL2401DC	2401D	N/A	HBL3040CEGY	G3040CE	SMS3048
HBL624BCK	624BCK	N/A	HBL3043BEGY	G3043BE	SMS3046
HBL24DRK	N/A	N/A	HBL30442GY	G3044-2	SMS3062
HBL24SRK	N/A	N/A	HBL3046BEGY	G3046BE	N/A
HBL24106DRK	N/A	N/A	HBL3046H2GY	G3046H-2	N/A
HBL24106RRK	N/A	N/A	HBL3048RGY	G3048R	SMS3023
HBL4724REDIV	N/A	N/A	HBL3051LEGY	G3051LE	SMS3051
HBL2420REDIV	N/A	N/A	HBL3082GY	G3082	N/A
HBL2400TFIV	N/A	N/A	HBL3086GY	G3086	SMS3086
HBL2400DTFIV	N/A	N/A	HBL3200REDIV	N/A	N/A
HBL2400BIV	V2400B	N/A	HBL3200REDGY	N/A	N/A
HBL2400B10IV	V2400B-10	SMS2400B	HBL3000TFIV	N/A	N/A
HBL2400BCIV	V2400BC	N/A	HBL3000TFGY	N/A	N/A
HBL2400BDIV	V2400BD	SMS2400BD	HBL3000BIV	V3000B	SMS3000-I
HBL2400CIV	V2400C	SMS2400C	HBL3000C075IV	V3000C075	N/A
HBL2406IV	V2406	SMS2406	HBL3000C195IV	V3000C195	N/A
HBL2410AIV	V2410A	N/A	HBL3000CEIV	V3000CE	SMS3003-I
HBL2410BIV	V2410B	SMS2410B	HBL3003IV	V3003	SMS3008-I
HBL2410BDIV	V2410BD	N/A	HBL3006EIV	V3006E	SMS3007-I
HBL2410CIV	V2410C	N/A	HBL3010AEIV	V3010AE	SMS3005-I
HBL2410DFOIV	V2410DFO	N/A	HBL3010BIV	V3010B	SMS3004-I
HBL2410FCIV	V2410FC	SMS2410C	HBL3010CIV	V3010C	SMS3005-I
HBL2411DFOIV	V2411DFO	SMS2411DFO	HBL3011EIV	V3011E	SMS3009-I
HBL2415DFOIV	V2411DFO	SMS2415DFO	HBL3014CIV	V3014C	SMS3030-I
HBL2411IV	V2411FO	SMS2411FO	HBL3015EIV	V3015E	SMS3010-I
HBL2415IV	V2415FO	SMS2415FO	HBL3017TCEIV	V3017TCE	SMS3014-I
HBL2417DFOIV	V2417DFO	SMS2417DFO	HBL3018AEIV	V3018AE	SMS3018-I
HBL2417IV	V2417FO	SMS2417FO	HBL3027AEIV	V3027AE	N/A
HBL2418DFOIV	V2418DFO	SMS2418DFO	HBL3028IV	V3028	SMS3028-I
HBL2418IV	V2418FO	SMS2418FO	HBL3033JEIV	V3033JE	SMS3045-I
HBL2426IV	V2426	N/A	HBL3036HEIV	V3036HE	SMS3053-I
HBL2444IV	V2444	SMS2444	HBL3040CEIV	V3040CE	SMS3048-I
HBL24442IV	V2444-2	SMS2444-2	HBL3043BEIV	V3043BE	SMS3046-I
HBL2444DIV	V2444D	SMS2444D	HBL30442IV	V3044-2	SMS3062-I
HBL2444D2AIV	V2444D-2A	SMS2444D-2	HBL3046BEIV	V3046BE	N/A
HBL2448IV	V2448	SMS2448	HBL3046H2IV	V3046H-2	N/A
HBL24482IV	V2448-2	N/A	HBL3048RIV	V3048R	SMS3023-I
HBL2451HIV	V2451H	N/A	HBL3051LEIV	V3051LE	SMS3051-I
HBL2475DBRIV	V2475D	SMS2475B	HBL3086IV	V3086	SMS3086-I
HBL2489IV	V2489	N/A			
HBL3000 Series	3000 Series		HBL4750 Series	4000 Series	
HBL630B	630B	SMS632B	HBL4751AC	4001A	SMS4202
HBL630BDK	630BDK	N/A	HBL4750IV	V4050	N/A
HBL630C	630C	SMS632C	HBL640C	640C	SMS642C
HBL630CDK	630CDK	N/A	HBL4750B10GY	G4000B-10	SMS4200
HBL3000BGY	G3000B	SMS3200	HBL4750C075GY	G4000C075	SMS4261
HBL3000C075GY	G3000C075	N/A	HBL4750C195GY	G4000C195	SMS4265
HBL3000C195GY	G3000C195	N/A	HBL640B	640B	SMS642B
HBL3000CEGY	G3000CE	SMS3003	HBL4747RXIV	V4047RX	N/A
HBL3000WCGY	G3000WC	SMS3006	HBL4747RFIV	V4047RF	N/A
HBL3001GY	G3001	SMS3002	HBL4747C1GY	G4047C-1	N/A
HBL3001AGY	G3001A	SMS3001	HBL4747BXGY	G4047BX	N/A
HBL3003GY	G3003	SMS3008	HBL4747RXGY	G4047RX	N/A
HBL3006EGY	G3006E	SMS3007	HBL4747RFGY	G4047RF	N/A
			HBL4747JXGY	G4047JX	N/A
			HBL4747C2GY	G4047C-2	N/A

Wiremold® is a registered trademark of The Wiremold Company. Mono-Systems, Inc.™ is a trademark of Mono-Systems, Inc.  
Hubbell Inc. is not affiliated with Mono-Systems, Inc.™ or The Wiremold Company.

# Metal Raceway HBL4750 and HBL6750 Series

HBL4750 and HBL6750 Series



Hubbell Catalog Number	Wiremold®	Mono- Systems, Inc.™
HBL4715DFOGY	G4015DFO	SMS4211FO
HBL4717NGY	G4017N	N/A
HBL4746H2GY	G4046H-2	N/A
HBL4718DFOGY	G4018FO	SMS4218FO
HBL47472BBFFGY	G4047-2BBFF	N/A
HBL47472BBBBBGY	G4047-2BBBB	N/A
HBL47472BBSSGY	G4047-2BBSS	N/A
HBL47472BBXXGY	G4047-2BBXX	N/A
HBL47472BBTTGY	G4047-2BBTT	N/A
HBL4747AXGY	G4047AX	N/A
HBL47472RRXXGY	G4047-2RRXX	N/A
HBL4747BFGY	G4047BF	N/A
HBL4747BBGY	G4047BB	N/A
HBL4747BRGY	N/A	N/A
HBL4747BRIV	N/A	N/A
HBL4747BTGY	G4047BT	N/A
HBL4747BSGY	G4047BS	N/A
HBL4774AGY	G4074A	N/A
HBL4750GY	G4050	N/A
HBL47472RRXXIV	V4047-2RRXX	N/A
HBL47472BBXXIV	V4047-2BBXX	N/A
HBL4747BBIV	V4047BB	N/A
HBL4747AXIV	V4047AX	N/A
HBL4747BFIV	V4047BF	N/A
HBL4747BTIV	V4047BT	N/A
HBL4747BSIV	V4047BS	N/A
HBL4747C1IV	V4047C-1	N/A
HBL4747BXIV	V4047BX	N/A
HBL4747JXIV	V4047JX	N/A
HBL4747C2IV	V4047C-2	N/A
HBL4750CIV	V4000C	SMS4203-I
HBL4750B10IV	V4000B-10	SMS4200-I
HBL4750C315IV	V4000C315	SMS4267-I
HBL4750C195IV	V4000C195	SMS4265-I
HBL4711DFOIV	V4011FO	SMS4209FI
HBL4711IV	V4011	SMS4209-I
HBL4710DFOIV	V4010DFO	SMS4205-I
HBL4710IV	V4010	SMS4205-I
HBL4710BIV	V4010B	SMS4204-I
HBL4756AIV	V4006	N/A
HBL4714AIV	V4014A	SMS4230-I
HBL4712TXIV	V4012TX	SMS4215-I
HBL4750C135IV	V4000C135	SMS4263-I
HBL4750C075IV	V4000C075	SMS4261-I
HBL4717DFOIV	V4017FO	SMS4214FI
HBL4717IV	V4017	SMS4214-I
HBL4715DFOIV	V4015DFO	SMS4211FI
HBL4715IV	V4015	SMS4211-I
HBL4718DFOIV	V4018FO	SMS4218FI
HBL4718IV	V4018	SMS4218-I
HBL4717NIV	V4017N	N/A
HBL47472BBBBIV	V4047-2BBBB	N/A
HBL4746H2IV	V4046H-2	N/A
HBL47472BBTTIV	V4047-2BBTT	N/A
HBL47472BBSSIV	V4047-2BBSS	N/A
HBL4747CVMGY	G6007C-1	N/A
HBL4786AGY	G4086A	SMS4286
HBL4750TFIV	N/A	N/A
HBL4747CVM2GY	G6007C-2	N/A
HBL4750BP	N/A	N/A
HBL4750TFGY	N/A	N/A
HBL4756GY	G4006	N/A
HBL4751DA	4001DA	SMS4201
HBL640BDK	640BDK	N/A
HBL640CDK	640CDK	N/A
HBL4750CGY	G4000C	SMS4203
HBL4750C135GY	G4000C135	SMS4263
HBL4750C315GY	G4000C315	SMS4267
HBL4750DGY	G4000D	SMS4207

Hubbell Catalog Number	Wiremold®	Mono- Systems, Inc.™
HBL4750WCGY	G4000WC	SMS4206
HBL4710BGY	G4010B	SMS4204
HBL4710DFOGY	G4010DFO	SMS4205
HBL4710GY	G4010	SMS4205
HBL4711DFOGY	G4011FO	SMS4209FO
HBL4711GY	G4011	SMS4209
HBL4712TXGY	G4012TX	SMS4215
HBL4714AGY	G4014A	SMS4230
HBL4717DFOGY	G4017FO	SMS4214FO
HBL4717GY	G4017	SMS4214
HBL4717TCAGY	G4017TCA	N/A
HBL4774AIV	V4074A	N/A
HBL4786AIV	V4086A	SMS4286-I
HBL4747CVMIV	V6007C-1	N/A
HBL4747CVM2IV	V6007C-2	N/A
<b>HBL6750 Series</b>		<b>6000 Series</b>
HBL6751A	6001A	SMS4402
HBL660C	640C	SMS644C
HBL660CDK	640CDK	N/A
HBL660B	660B	SMS644B
HBL660BDK	660BDK	N/A
HBL6718DFOGY	G4018FO	N/A
HBL6718GY	G6017TX	SMS4418
HBL6746HHHGY	G4046H-2	N/A
HBL67473BBBBBBBGY		(4000 Series 2-Gang) G4047-2BBBB
HBL67473BBBBBFFGY		(4000 Series 2-Gang) G4047-2BBFF
HBL67473BBBBBSSGY		(4000 Series 2-Gang) G4047-2BBSS
HBL67473BBBBBTTGY		(4000 Series 2-Gang) G4047-2BBTT
HBL67473BBBBBXXGY		(4000 Series 2-Gang) G4047-2BBXX
HBL6747AXXGY		(4000 Series 2-Gang) G4047AX
HBL6747BBBGY		(4000 Series 2-Gang) G4047BB
HBL6747BBFGY		(4000 Series 2-Gang) G4047BF
HBL6747BBSGY		(4000 Series 2-Gang) G4047BS
HBL6747BBTGY		(4000 Series 2-Gang) G4047BT
HBL6747BXXGY		(4000 Series 2-Gang) G4047BX
HBL6747C1GY		V4047C-1 (4000 Series 1-Gang Overlapping)
HBL6747C2GY		V4047C-2 (4000 Series 2-Gang Overlapping)
HBL6747JXXGY		G4047JX (4000 Series 2-Gang)
HBL6747RRFGY		G4047RF (4000 Series 2-Gang)
HBL6747RXXGY		G4047RX (4000 Series 2-Gang)
HBL67473RRRRXXGY		G4047-2RRXX
HBL6750GY	G4050	N/A
HBL6750B10GY	G6000B-10	SMS4400
HBL6750CGY	G6000C	SMS4203
HBL6750DAGY	G6000DA	SMS4407
HBL6750WCGY	G6000WC	SMS4406
HBL6751DAGY	G6001DA	SMS4401
HBL6756AGY	G6006	SMS4408
HBL6710BGY	G6010B	SMS4404
HBL6711DFOGY	G6011TX	SMS4419
HBL6711GY	G6011TX	SMS4419

Wiremold® is a registered trademark of The Wiremold Company. Mono-Systems, Inc.™ is a trademark of Mono-Systems, Inc.  
Hubbell Inc. is not affiliated with Mono-Systems, Inc.™ or The Wiremold Company.





Hubbell Catalog Number	Wiremold®	Mono- Systems, Inc.™	Hubbell Catalog Number	Wiremold®	Mono- Systems, Inc.™
HBL6712TXGY	G6012TX	SMS4415	HBL6711IV	V6011TX	SMS4419-I
HBL6714AGY	G6014A	SMS4430	HBL6712TXIV	V6012TX	SMS4415-I
HBL6717DFOGY	G6017TX	SMS4418	HBL6714AIV	V6014A	SMS4430-I
HBL6717GY	G6017TX	SMS4418	HBL6774AIV	V6074A	SMS4473-I
HBL6774AGY	G6074A	SMS4473	HBL6786IV	V6086	SMS4486-I
HBL6786GY	G6086	SMS4486			
HBL6750C075IV	N/A	N/A	<b>Metal PlugTrak®</b>	<b>Metal Plugmold®</b>	
HBL6750C075GY	N/A	N/A	HBL20C215IV	V20-C2	SSC40
HBL6750C135IV	N/A	N/A	HBL20C215GY	G20-C2	N/A
HBL6750C135GY	N/A	N/A	HBL20C315IV	N/A	SSC52
HBL6750C195IV	N/A	N/A	HBL20C315GY	N/A	N/A
HBL6750C195GY	N/A	N/A	HBL20GB306GY	G20GB306	N/A
HBL6750C315IV	N/A	N/A	HBL20IG306GY	G20IG306	N/A
HBL6750C315GY	N/A	N/A	HBL20GB506GY	G20GB506	N/A
HBL6715DFOIV	N/A	SMS4410-I	HBL20GB512GY	G20GB512	N/A
HBL6715IV	N/A	SMS4410-I	HBL20GB606GY	G20GB606	N/A
HBL6715DFOGY	N/A	N/A	HBL20GB609GY	G20GB609	N/A
HBL6715GY	N/A	SMS4410	HBL20GB612GY	G20GB612	N/A
HBL6717NIV	N/A	N/A	HBL20GB618GY	G20GB618	N/A
HBL6717NGY	N/A	N/A	HBL20GBA512GY	G20GBA512	N/A
HBL6717TCAGY	N/A	N/A	HBL20GBA609GY	G20GBA609	N/A
HBL6710DFOIV	N/A	N/A	HBL20GBA612GY	G20GBA612	N/A
HBL6710DFOGY	N/A	N/A	HBL20GBA618GY	G20GBA618	N/A
HBL6750TFIV	N/A	N/A	HBL20IG512GY	G20IG512	N/A
HBL6750TFGY	N/A	N/A	HBL20IG606GY	G20IG606	N/A
HBL6718DFOIV	V4018FO	N/A	HBL24GB306GY	G24GB306	N/A
HBL6746HHHIV	V4046H-2	N/A	HBL24GB506GY	G24GB506	N/A
	(4000 Series 2-Gang)		HBL24GB512GY	G24GB512	N/A
HBL67473BBBBXXGY	V4047-2BBBB	N/A	HBL24GBA512GY	G24GBA512	N/A
	(4000 Series 2-Gang)		HBL24GB606GY	G24GB606	N/A
HBL67473BBBBFFIV	V4047-2BBFF	N/A	HBL24GB612GY	G24GB612	N/A
	(4000 Series 2-Gang)		HBL24GB618GY	G24GB618	N/A
HBL67473BBBBSSIV	V4047-2BBSS	N/A	HBL24GBA612GY	G24GBA612	N/A
	(4000 Series 2-Gang)		HBL24GBA618GY	G24GBA618	N/A
HBL67473BBBBTTIV	V4047-2BBTT	N/A	HBL20GB306IV	V20GB306	19GB306
	(4000 Series 2-Gang)		HBL20IG306IV	V20IG306	19IG306
HBL67473BBBBXXIV	V4047-2BBXX	N/A	HBL20GB506IV	V20GB506	19GB506
	(4000 Series 2-Gang)		HBL20GB512IV	V20GB512	19GB512
HBL6747AXXIV	V4047AX	N/A	HBL20GB606IV	V20GB606	19GB606
	(4000 Series 2-Gang)		HBL20GB609IV	V20GB609	19GB609
HBL6747BBBIV	V4047BB	N/A	HBL20GB612IV	V20GB612	19GB612
	(4000 Series 2-Gang)		HBL20GB618IV	V20GB618	19GB618
HBL6747BBFIV	V4047BF	N/A	HBL20GBA512IV	V20GBA512	19GBA512
	(4000 Series 2-Gang)		HBL20GBA609IV	V20GBA609	19GBA609
HBL6747BBSIV	V4047BS	N/A	HBL20GBA612IV	V20GBA612	19GBA612
	(4000 Series 2-Gang)		HBL20GBA618IV	V20GBA618	19GBA618
HBL6747BBTIV	V4047BT	N/A	HBL20IG512IV	V20IG512	19IG512
	(4000 Series 2-Gang)		HBL20IG606IV	V20IG606	19IG606
HBL6747BXXIV	V4047BX	N/A	HBL24GB306IV	V24GB306	192GB306
	(4000 Series 2-Gang)		HBL24GB506IV	V24GB506	192GB506
HBL6747C1IV	V4047C-1 (4000 Series	N/A	HBL24GB512IV	V24GB512	192GB512
	1-Gang Overlapping)		HBL24GBA512IV	V24GBA512	192GBA512
HBL6747C2IV	V4047C-2 (4000 Series	N/A	HBL24GB606IV	V24GB606	192GB606
	2-Gang Overlapping)		HBL24GB612IV	V24GB612	192GB612
HBL6747JXXIV	V4047JX	N/A	HBL24GB618IV	V24GB618	192GB618
	(4000 Series 2-Gang)		HBL24GBA612IV	V24GBA612	192GBA612
HBL6747RRFIV	V4047RF	N/A	HBL24GBA618IV	V24GBA618	192GBA618
	(4000 Series 2-Gang)				
HBL6747RXXIV	V4047RX	N/A	<b>HBLALU2000 Series</b>	<b>ALA2000 Series</b>	
	(4000 Series 2-Gang)		HBLALU2000B10	AL2000B-10	N/A
HBL67473RRRRXXIV	V4047-2RRXX	N/A	HBLALU2000B5	AL2000B-5	N/A
HBL6750IV	V4050	N/A	HBLALU2000C5	AL2000C-5	N/A
HBL6750B10IV	V6000B-10	SMS4400-I	HBLALU2000WC	AL2000WC	N/A
HBL6750CIV	V6000C	SMS4203-I	HBLALU2001	AL2001	N/A
HBL6756AIV	V6006	SMS4408-I	HBLALU2003	AL2003	N/A
HBL6710BIV	V6010B	SMS4404-I	HBLALU2006	AL2006	N/A
HBL6711DFOIV	V6011TX	SMS4419-I	HBLALU2009	AL2009	N/A
			HBLALU2010A	AL2010A	N/A

Wiremold® is a registered trademark of The Wiremold Company. Mono-Systems, Inc.™ is a trademark of Mono-Systems, Inc. Hubbell Inc. is not affiliated with Mono-Systems, Inc.™ or The Wiremold Company.



Hubbell Catalog Number	Wiremold®	Mono- Systems, Inc.™
HBLALU2010B	AL2010B	N/A
HBLALU2011	AL2011	N/A
HBLALU2015	AL2015	N/A
HBLALU2017	AL2017	N/A
HBLALU2018	AL2018	N/A
HBLALU2038	AL2038	N/A
HBLALU2040A	AL2040A	N/A
HBLALU2043	AL2043	N/A
HBLALU2044	AL2044	N/A
HBLALU20442	AL2044-2	N/A
HBLALU2047	AL2047	N/A
HBLALU20472	AL2047-2	N/A
HBLALU2051H	AL2051H	N/A

Aluminum PlugTrak®	Aluminum Plugmold®	
HBLALU20GB306	AL20GB306	N/A
HBLALU20GB506	AL20GB506	N/A
HBLALU20GB512	AL20GB512	N/A
HBLALU20GB606	AL20GB606	N/A
HBLALU20GB612	AL20GB612	N/A
HBLALU20GB618	AL20GB618	N/A
HBLALU20GBA606	AL20GBA606	N/A
HBLALU20GBA612	AL20GBA612	N/A
HBLALU20GBA618	AL20GBA618	N/A
HBLALU20IG306	AL20IG306	N/A
HBLALU20IG506	AL20IG506	N/A
HBLALU20IG606	AL20IG606	N/A
HBLALU24GB306	N/A	N/A
HBLALU24IG306	N/A	N/A
HBLALU24GB506	N/A	N/A
HBLALU24GB512	N/A	N/A
HBLALU24IG506	N/A	N/A
HBLALU24GB606	N/A	N/A
HBLALU24GB612	N/A	N/A
HBLALU24GB618	N/A	N/A
HBLALU24GBA606	N/A	N/A
HBLALU24GBA612	N/A	N/A
HBLALU24GBA618	N/A	N/A
HBLALU24IG606	N/A	N/A

HBLALU3800 Series	ALA3800 Series	
HBLALU3800B10	ALA3800B-10	SWA3300
HBLALU3806	ALA3806	SWA3306
HBLALU3810B	ALA3810B	SWA3304
HBLALU3810B1	ALA3810B1	SWA3304
HBLALU3811	ALA3811	SWA3309
HBLALU3815	ALA3815	SWA3310
HBLALU3817	ALA3817	SWA3314
HBLALU3817N	ALA3817N	N/A
HBLALU3818	ALA3818	SWA3318
HBLALUC5	ALAC-5	SWA3303
HBLALUWC	ALAWC	N/A

Hubbell Catalog Number	Wiremold®	Mono- Systems, Inc.™
HBLALU4800 Series	ALA4800 Series	
HBLALU01	ALA01	SWA4802
HBLALU09	ALA09	SWA33GC
HBLALU17A	ALA17A	N/A
HBLALU4800B10	ALA4800B-10	SWA4804
HBLALU4806	ALA4806	SWA4806
HBLALU4810B	ALA4810B	SWA4804
HBLALU4810B2	ALA4810B2	SWA4804
HBLALU4811	ALA4811	SWA4809
HBLALU4815	ALA4815	SWA4810
HBLALU4817	ALA4817	SWA4814
HBLALU4817N	ALA4817N	SWA4817
HBLALU4818	ALA4818	SWA4818
HBLALUABRT	ALA-ABRT	N/A
HBLALUBL	ALA-BL	N/A
HBLALUDR	ALA-DR	SWA3346/SWA4846
HBLALUE	ALA-E	SWA3325/SWA4825
HBLALUF	ALA-F	SWA3345/SWA4826
HBLALUG	ALA-G	SWA3323/SWA4823
HBLALUJ	ALA-J	SWA4845
HBLALUN	ALA-N	SWA3348/SWA4848
HBLALULPB	N/A	N/A

Touch-Up Paint	Touch-Up Paint	
HBLGWEP	GWE-S	SMSPT-G
HBLIWEP	IWE-S	SMSPT-I



### Complete Line of Raceway

- PolyTrak® Non-Metallic Surface Raceway is a complete system with raceway, fittings, boxes and devices.
- Sizes range from single channel PremiseTrak® to three channel Super BaseTrak® for all types of surface raceway requirements.
- Single and two channel latching raceways are dual-rated for both power and data applications, reducing inventory requirements.
- UL Listed and CSA Certified to 600 volts.
- Office white color.



### Non-Metallic PlugTrak®


- Available as hard wired multi-outlet assembly or relocatable power tap.
- Hubbell designed and manufactured 15 or 20 Amp receptacles.
- UL Listed and CSA Certified.
- Office white color.

#### Hard Wired Multi-Outlet PlugTrak®:

- Available in 5 ft. or 6 ft. lengths.
- Available in single, two circuit and is inherently an isolated ground product.
- Multiple spacing configurations.
- Hard wired PlugTrak® mates with LANTrak® fittings and boxes.
- Tamper-Resistant versions available.

#### Portable PlugTrak®:

- Available in 3 ft. (0.9m) or 5 ft. (1.5m) lengths.
- 6 ft. (1.8m) length 15 or 20 Amp molded cord set allows reliable access.
- Pre-punched holes make mounting easy.





### One Box, Three Systems


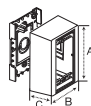

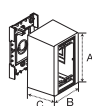

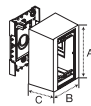

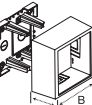

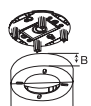

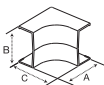

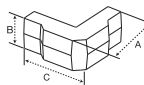

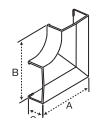

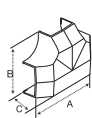





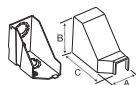
- Boxes have three cut-aways that can be utilized with WallTrak®, LANTrak and PremiseTrak (Latching) systems.
- Reduces inventory requirements.
- Eliminates need to order three separate boxes.
- Boxes available in low, standard and deep profiles.
- Two-gang divided box available for power, data, voice, audio and video applications.
- Boxes utilize Hubbell KP plates or Hubbell iSTATION Modules and Bezels.



### Flush or Full Capacity Boxes



- Super BaseTrak® and BaseTrak® Raceway offer multiple solutions for box installation.
- Super BaseTrak® in-line three-gang box allows maximum capacity in a flush design.
- Super BaseTrak® and BaseTrak® available in single, two and three-gang full capacity boxes.
- Two and three channel BaseTrak® (PB2 and PB3) available with one and two-gang in-line boxes.
- Full capacity in-line boxes eliminate the need to de-rate the wire fill capacity due to the intrusion of devices into the raceway channel.


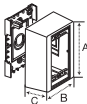

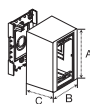

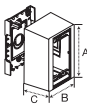

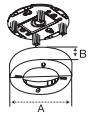

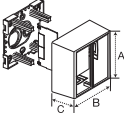

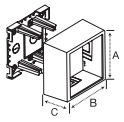
PT1 PremiseTrak®	Description		Color	Length	Without Adhesive	With Adhesive
	<b>Base and Cover</b> Single channel raceway. Available in 5 ft. (1.5m) and 7 ft. (2.1m) lengths.		Office White	5 ft. 7 ft.	<b>PT1BC5</b> <b>PT1BC7</b> A: .68" (17.27) B: .75" (19.05)	<b>PT1ABC5</b> <b>PT1ABC7</b> A: .68" (17.27) B: .75" (19.05)
						


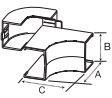

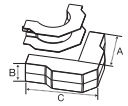



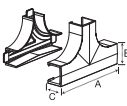





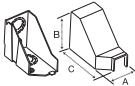

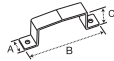
Device Boxes	<b>Description</b>	<b>Color</b>	<b>Catalog Number</b>	<b>Description</b>	<b>Color</b>	<b>Catalog Number</b>
	<b>1-Gang Low Profile Box</b> For shallow switches and receptacles. See page R-63 for recommended plate options.	Office White	<b>PT12LPB</b> A: 4.90" (124.46) B: 3.25" (82.55) C: 1.12" (28.45)	<b>1-Gang Deep Box</b> For deep devices or applications where additional room is beneficial. See page R-63 for recommended plate options.	Office White	<b>PT12DBA</b> A: 4.90" (124.46) B: 3.25" (82.55) C: 1.91" (48.51)
	 	 				
	<b>1-Gang Standard Box</b> For standard switches and receptacles. See page R-63 for recommended plate options.	Office White	<b>PT12SBA</b> A: 4.90" (124.46) B: 3.25" (82.55) C: 1.63" (41.40)	<b>2-Gang Deep Box</b> For deep devices or applications where additional room is beneficial. Uses 2-gang "KP", "IMF", or "IFP" plates for power or data applications. See page R-63 for recommended plate options.	Office White	<b>PT12TGB</b> A: 4.90" (124.46) B: 5.06" (128.52) C: 1.91" (48.51)
	 	 				
	<b>Round Lighting Fixture Box</b> To hang fixtures.	Office White	<b>PT12LFB</b> A: 5.31" (134.87) B: 1.04" (26.52)			
	 					
Fittings	<b>Internal Elbow, Cover Only</b> For inside surfaces at right angles.	Office White	<b>PT1IE</b> A: 1.34" (34.04) B: 0.89" (22.61) C: 1.34" (34.04)	<b>External Elbow, Cover Only</b> For outside surfaces at right angles.	Office White	<b>PT1EE</b> A: 1.24" (31.50) B: 0.88" (22.35) C: 1.24" (31.50)
	 	 				
	<b>Flat Elbow, Cover Only</b> For right angle turns on same surface.	Office White	<b>PT1FE</b> A: 1.33" (33.78) B: 1.33" (33.78) C: 0.74" (18.80)	<b>Tee, Cover Only</b> For T-connection off PremiseTrak® Raceway.	Office White	<b>PT1TC</b> A: 1.77" (44.90) B: 1.33" (33.78) C: 0.74" (18.80)
	 	 				
	<b>Splice Cover</b> For covering potential openings where two lengths of raceway come together.	Office White	<b>PT1SC</b> A: 1.00" (25.40) B: 0.89" (22.61) C: 0.74" (18.80)	<b>End Cap</b> For closing end of raceway.	Office White	<b>PT1EC</b> A: 0.88" (22.35) B: 0.74" (18.80) C: 0.89" (22.61)
	 	 				
<b>Conduit Adapter/Ceiling Fitting</b> For connecting conduit to raceway. Also use for ceiling feeds. Has combination ½ in., ¾ in. and 1 in. trade size KOs.		Office White	<b>PT12CA</b> A: 1.64" (41.66) B: 1.62" (41.15) C: 2.50" (63.50)			
 						

Dimensions in Inches (mm)



PP1 PremiseTrak®	Description		Color	Length	Without Adhesive	With Adhesive
	<b>Base and Cover</b> Single channel raceway. Available in 5 ft. (1.5m) and 7 ft. (2.1m) lengths.		Office White	5 ft. 7 ft.	<b>PP1BC5</b> <b>PP1BC7</b> A: 0.77" (19.56) B: 0.84" (21.34)	<b>PP1ABC5</b> <b>PP1ABC7</b> A: 0.77" (19.56) B: 0.84" (21.34)
						




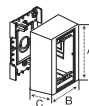

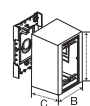

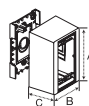

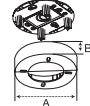

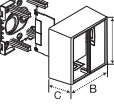

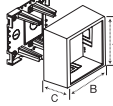

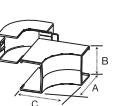

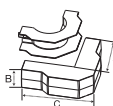

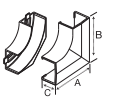

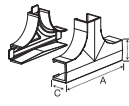





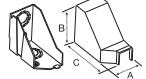

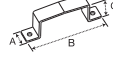
Device Boxes	Description		Color	Catalog Number	Description	Color	Catalog Number	
	<b>1-Gang Low Profile Box</b> For shallow switches and receptacles. See page R-63 for recommended plate options.		Office White	<b>PDB12LP</b> A: 4.90" (124.46) B: 3.25" (82.55) C: 1.25" (31.75)	<b>1-Gang Deep Box</b> For deep devices or applications where additional room is beneficial. See page R-63 for recommended plate options.	Office White	<b>PDB12D</b> A: 4.90" (124.46) B: 3.25" (82.55) C: 2.44" (61.98)	
								
	<b>1-Gang Standard Box</b> For standard switches and receptacles. See page R-63 for recommended plate options.		Office White	<b>PDB12S</b> A: 4.90" (124.46) B: 3.25" (82.55) C: 1.78" (45.21)	<b>Round Lighting Fixture Box</b> To hang fixtures.	Office White	<b>PDB12LF</b> A: 5.31" (134.87) B: 1.29" (32.77)	
								
	<b>2-Gang Deep Divided Box</b> For deep switches, receptacles and communication devices. See page R-63 for single gang "KP" plate options. Comes with removable divider.		Office White	<b>PDB12TGD</b> A: 4.90" (124.46) B: 5.06" (128.52) C: 2.44" (61.98)	<b>2-Gang Deep Undivided Box</b> For low voltage applications only. Use with 2-gang "IFP" or "IMF" plates only. See page R-63 for details.	Office White	<b>PDB12TGLV</b> A: 4.90" (124.46) B: 5.06" (128.52) C: 2.44" (61.98)	
								

Fittings	<b>Internal Elbow</b> Full capacity 1¼ in. bend radius internal elbow.		Office White	<b>PP1IE*</b> <b>PP1IEBC**</b> A: 2.40" (60.96) B: 1.03" (26.16) C: 2.40" (60.96)	<b>External Elbow</b> Full capacity 1¼ in. bend radius external elbow.		Office White	<b>PP1EE*</b> <b>PP1EEBC**</b> A: 4.47" (113.54) B: 1.03" (26.16) C: 4.47" (113.54)
								
	<b>Flat Elbow</b> Full capacity 1¼ in. bend radius flat elbow.		Office White	<b>PP1FE*</b> <b>PP1FEBC**</b> A: 2.62" (66.55) B: 2.62" (66.55) C: 0.85" (21.59)	<b>Tee</b> Full capacity 1¼ in. bend radius tee.		Office White	<b>PP1TC*</b> <b>PP1TCBC**</b> A: 4.22" (107.19) B: 2.62" (66.55) C: 0.85" (21.59)
								
	<b>Splice Cover</b> For covering potential openings where two lengths of raceway come together.		Office White	<b>PP1SC</b> A: 1.09" (27.69) B: 1.02" (25.91) C: 0.85" (21.59)	<b>End Cap</b> For closing end of raceway.		Office White	<b>PP1EC</b> A: 1.00" (25.40) B: 0.84" (21.34) C: 0.77" (19.56)
								
<b>Conduit Adapter/Ceiling Fitting</b> For connecting conduit to raceway. Also use for ceiling feeds. Has combination ½ in., ¾ in. and 1 in. trade size KOs.		Office White	<b>PLP1CACF</b> A: 2.29" (58.17) B: 3.31" (84.07) C: 3.90" (99.06)	<b>Safety Strap</b> For preventing potential tampering with PP1 PremiseTrak cover. Can also be used as a splice cover.		Office White	<b>PP1SS</b> A: 0.62" (15.75) B: 1.94" (49.28) C: 0.86" (21.84)	
								

Note: \*Cover only. \*\*Base and Cover.

Dimensions in Inches (mm)



PL1 LANTrak®	Description		Color	Length	Without Adhesive	With Adhesive
	<b>Base and Cover</b> Single channel raceway. Available in 5 ft. (1.5m) and 7 ft. (2.1m) lengths.		Office White	5 ft. 7 ft.	<b>PL1BC5</b> <b>PL1BC7</b> A: 1.04" (26.42) B: 1.38" (35.05)	<b>PL1ABC5</b> <b>PL1ABC7</b> A: 1.04" (26.42) B: 1.38" (35.05)
						
Device Boxes	Description	Color	Catalog Number	Description	Color	Catalog Number
	<b>1-Gang Low Profile Box</b> For shallow switches and receptacles. See page R-63 for recommended plate options.	Office White	<b>PDB12LP</b> A: 4.90" (124.46) B: 3.25" (82.55) C: 1.25" (31.75)	<b>1-Gang Deep Box</b> For deep devices or applications where additional room is beneficial. See page R-63 for recommended plate options.	Office White	<b>PDB12D</b> A: 4.90" (124.46) B: 3.25" (82.55) C: 2.44" (61.98)
						
	<b>1-Gang Standard Box</b> For standard switches and receptacles. See page R-63 for recommended plate options.	Office White	<b>PDB12S</b> A: 4.90" (124.46) B: 3.25" (82.55) C: 1.78" (45.21)	<b>Round Lighting Fixture Box</b> To hang fixtures.	Office White	<b>PDB12LF</b> A: 5.31" (134.87) B: 1.29" (32.77)
						
	<b>2-Gang Deep Divided Box</b> For deep switches, receptacles and communication devices. See page R-63 for single gang "KP" plate options. Comes with removable divider.	Office White	<b>PDB12TGD</b> A: 4.90" (124.46) B: 5.06" (128.52) C: 2.44" (61.98)	<b>2-Gang Deep Undivided Box</b> For low voltage applications only. Use with 2-gang "IFP" or "IMF" plates only. See page R-63 for details.	Office White	<b>PDB12TGLV</b> A: 4.90" (124.46) B: 5.06" (128.52) C: 2.44" (61.98)
						
Fittings	<b>Internal Elbow</b> Full capacity 1¼ in. bend radius internal elbow.	Office White	<b>PL1IE*</b> <b>PL1IEBC**</b> A: 2.51" (63.75) B: 1.57" (39.88) C: 2.51" (63.75)	<b>External Elbow</b> Full capacity 1¼ in. bend radius external elbow.	Office White	<b>PL1EE*</b> <b>PL1EEBC**</b> A: 5.06" (128.52) B: 1.57" (39.88) C: 5.06" (128.52)
						
	<b>Flat Elbow</b> Full capacity 1¼ in. bend radius flat elbow.	Office White	<b>PL1FE*</b> <b>PL1FEBC**</b> A: 3.19" (81.03) B: 3.19" (81.03) C: 1.11" (28.19)	<b>Tee</b> Full capacity 1¼ in. bend radius tee.	Office White	<b>PL1TC*</b> <b>PL1TCBC**</b> A: 4.75" (120.65) B: 3.15" (80.01) C: 1.11" (28.19)
						
Fittings	<b>Splice Cover</b> For covering potential openings where two lengths of raceway come together.	Office White	<b>PL1SC</b> A: 1.12" (28.45) B: 1.55" (39.37) C: 1.11" (28.19)	<b>End Cap</b> For closing end of raceway.	Office White	<b>PL1EC</b> A: 1.00" (25.40) B: 1.39" (35.31) C: 1.04" (26.42)
						
Fittings	<b>Conduit Adapter/Ceiling Fitting</b> For connecting conduit to raceway. Also use for ceiling feeds. Has combination ½ in., ¾ in. and 1 in. trade size KOs.	Office White	<b>PLP1CACF</b> A: 2.29" (58.17) B: 3.31" (84.07) C: 3.90" (99.06)	<b>Safety Strap</b> For preventing potential tampering with PL1 LANTrak cover. Can also be used as a splice cover.	Office White	<b>PL1SS</b> A: 0.62" (15.75) B: 2.68" (68.07) C: 1.12" (28.45)
						

Note: \*Cover only. \*\*Base and Cover.


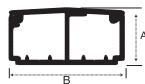





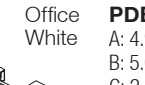






Dimensions in Inches (mm)

PW1 WallTrak®	Description	Color	Length	Without Adhesive	With Adhesive
	<b>Base and Cover</b> Single channel raceway. Available in 5 ft. (1.5m) and 7 ft. (2.1m) lengths.	Office White	5 ft. 7 ft.	<b>PW1BC5</b> <b>PW1BC7</b> A: .50" (12.70) B: 1.19" (30.23)	<b>PW1ABC5</b> <b>PW1ABC7</b> A: .50" (12.70) B: 1.19" (30.23)




Device Boxes	Description	Color	Catalog Number	Description	Color	Catalog Number
	<b>1-Gang Low Profile Box</b> For shallow switches and receptacles. See page R-63 for recommended plate options.	Office White	<b>PW1LPB</b> A: 4.90" (124.46) B: 3.25" (82.55) C: 1.13" (28.70)	<b>1-Gang Deep Box</b> For deep devices or applications where additional room is beneficial. See page R-63 for recommended plate options.	Office White	<b>PW1DBA</b> A: 4.90" (124.46) B: 3.25" (82.55) C: 1.91" (48.51)
	<b>1-Gang Standard Box</b> For standard switches and receptacles. See page R-63 for recommended plate options.	Office White	<b>PW1SBA</b> A: 4.90" (124.46) B: 3.25" (82.55) C: 1.63" (41.40)	<b>2-Gang Deep Box</b> For deep devices or applications where additional room is beneficial. Uses 2-gang "KP" or "IFP" plates for power or data applications. See page R-63 for recommended plate options.	Office White	<b>PW1TGB</b> A: 4.90" (124.46) B: 5.06" (128.52) C: 1.91" (48.51)
Fittings	<b>Round Lighting Fixture Box</b> To hang fixtures.	Office White	<b>PW1LFB</b> A: 5.31" (134.87) B: 1.04" (26.52)			
	<b>Internal Elbow, Cover Only</b> For inside surfaces at right angles.	Office White	<b>PW1IE</b> A: 1.75" (44.45) B: 1.43" (36.32) C: 1.75" (44.45)	<b>External Elbow, Cover Only</b> For outside surfaces at right angles.	Office White	<b>PW1EE</b> A: 1.50" (38.10) B: 1.43" (36.32) C: 1.50" (38.10)
	<b>Flat Elbow, Cover Only</b> For right angle turns on same surface.	Office White	<b>PW1FE</b> A: 2.18" (55.37) B: 2.18" (55.37) C: .60" (15.24)	<b>Tee, Cover Only</b> For T-connection off PremiseTrak® Raceway.	Office White	<b>PW1TC</b> A: 2.93" (74.42) B: 2.18" (55.37) C: .60" (15.24)
	<b>Splice Cover</b> For covering potential openings where two lengths of raceway come together.	Office White	<b>PW1SC</b> A: 1.00" (25.40) B: 1.43" (36.32) C: .60" (15.24)	<b>End Cap</b> For closing end of raceway.	Office White	<b>PW1EC</b> A: 1.00" (25.40) B: 1.24" (31.50) C: .50" (12.70)
	<b>Conduit Adapter/Ceiling Fitting</b> For connecting conduit to raceway. Also use for ceiling feeds. Has combination ½ in., ¾ in. and 1 in. trade size KOs.	Office White	<b>PW1CA</b> A: 1.40" (35.56) B: 2.34" (59.44) C: 3.22" (81.79)			

Dimensions in Inches (mm)

PW2 WallTrak®	Description		Color	Length	Without Adhesive	With Adhesive
	<b>Base and Cover</b> Two channel raceway. Available in 5 ft. (1.5m) and 7 ft. (2.1m) lengths.		Office White	5 ft. 7 ft.	<b>PW2BC5</b> <b>PW2BC7</b> A: 1.04" (26.42) B: 2.12" (53.85)	<b>PW2ABC5</b> <b>PW2ABC7</b> A: 1.04" (26.42) B: 2.12" (53.85)
Device Boxes	<b>1-Gang Low Profile Box</b> For shallow switches and receptacles. See page R-63 for recommended plate options.	Office White	<b>PDB12LP</b> A: 4.90" (124.46) B: 3.25" (82.55) C: 1.25" (31.75)			
	<b>1-Gang Standard Box</b> For standard switches and receptacles. See page R-63 for recommended plate options. If using dual services, the PDB1DIV must be ordered.	Office White	<b>PDB12S</b> A: 4.90" (124.46) B: 3.25" (82.55) C: 1.78" (45.21)			
	<b>1-Gang Deep Box</b> For deep devices or applications where additional room is beneficial. See page R-63 for recommended plate options. If using dual services, the PDB1DIV must be ordered.	Office White	<b>PDB12D</b> A: 4.90" (124.46) B: 3.25" (82.55) C: 2.44" (61.98)			
	<b>1-Gang Divider</b> For use with PDB12S and PDB12D 1-gang boxes. Required when two services are passing through box.	Office White	<b>PDB1DIV</b> A: 2.79" (70.86) B: 1.40" (35.56) C: 0.94" (23.88)			
	<b>Round Lighting Fixture Box</b> To hang fixtures.	Office White	<b>PDB12LF</b> A: 5.31" (134.87) B: 1.29" (32.77)			
	<b>2-Gang Deep Undivided Box</b> For low voltage applications only. Use with 2-gang "IFP" or "IMF" plates only. See page R-63 for details.	Office White	<b>PDB12TGLV</b> A: 4.90" (124.46) B: 5.06" (128.52) C: 2.44" (61.98)			
Fittings	<b>2-Gang Deep Divided Box</b> For deep devices or applications where additional room is beneficial. See page R-63 for single gang "KP" plate options. Comes with removable divider. If using dual services, in a perpendicular run the PDB2DIV must be ordered.	Office White	<b>PDB12TGD</b> A: 4.90" (124.46) B: 5.06" (128.52) C: 2.44" (61.98)			
	<b>2-Gang Divider</b> For use with PDB12TGD 2-gang box only. Required when two services are passing through box and mounting devices perpendicular to raceway.	Office White	<b>PDB2DIV</b> A: 4.62" (117.35) B: 2.76" (70.10) C: 0.94" (23.88)			
	<b>Internal Elbow</b> Full capacity 1 1/4 in. bend radius internal elbow.	Office White	<b>PW2IE*</b> <b>PW2IEBC**</b> A: 2.83" (71.88) B: 2.32" (58.93) C: 2.83" (71.88)			
	<b>Flat Elbow</b> Full capacity 1 1/4 in. bend radius flat elbow.	Office White	<b>PW2FE*</b> <b>PW2FEBC**</b> A: 3.94" (100.08) B: 3.94" (100.08) C: 1.11" (28.19)			
	<b>Splice Cover</b> For covering potential openings where two lengths of raceway come together.	Office White	<b>PW2SC</b> A: 1.11" (28.19) B: 2.30" (58.42) C: 1.11" (28.19)			
	<b>Conduit Adapter/Ceiling Fitting</b> For connecting conduit to raceway. Also use for ceiling feeds. Has combination 1/2 in., 3/4 in. and 1 in. trade size KOs.	Office White	<b>PW2CACF</b> A: 4.18" (106.17) B: 3.32" (84.33) C: 4.20" (106.68)			
Fittings	<b>End Cap</b> For closing end of PW2 WallTrak Raceway.	Office White	<b>PW2EC</b> A: 1.00" (25.40) B: 2.14" (54.36) C: 1.04" (26.42)			
	<b>Reducer</b> Reduces from PW2 WallTrak Raceway to one or two PP1 PremiseTrak Raceway(s).	Office White	<b>PW2RED</b> A: 1.62" (41.15) B: 2.40" (60.96) C: 1.15" (29.21)			

Note: \*Cover only. \*\*Base and Cover.

Dimensions in Inches (mm)

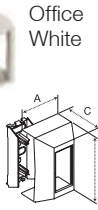


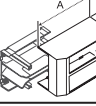





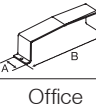


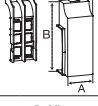
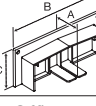

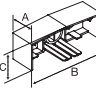





PB2 BaseTrak®	Description	Color	Length	Catalog Number	Description	Color	Length	Catalog Number
	<b>Base</b> Two channel raceway. Available in 5 ft. (1.5m) and 10 ft. (3m) lengths.  Assembled cover and base dimensions. W: 4.50" (114.30) H: 1.63" (41.40)	Office White	5 ft. 10 ft.	<b>PB2B5</b> <b>PB2B10</b> A: 1.42" (36.07) B: 4.50" (114.30)	<b>Cover</b> Cover allows access to multiple channels. Available in 5 ft. (1.5m) and 10 ft. (3m) lengths.	Office White	5 ft. 10 ft.	<b>PB2C5</b> <b>PB2C10</b> B: 4.50" (114.30)
					<b>Split Cover</b> Cover allows separation of channels and access to a single channel. Available in 5 ft. (1.5m) and 10 ft. (3m) lengths. Two split covers are required for each raceway section.	Office White	5 ft. 10 ft.	<b>PB2SPL5</b> <b>PB2SPL10</b> B: 2.22" (56.39)

Device Boxes	Description	Color	Catalog Number
	<b>2-Gang In-Line Box</b> For switches, receptacles and communication devices. Provides flush look. See page R-63 for recommended single gang "KP" plate options.	Office White	<b>PB2IND2G</b> A: 7.66" (194.56) B: 4.74" (120.40) C: 1.84" (46.74)

Fittings	Description	Color	Catalog Number	Description	Color	Catalog Number
	<b>Internal Elbow, Base and Cover</b> Full capacity 1¼ in. bend radius internal elbow.	Office White	<b>PB3IEBCA</b> A: 4.36" (110.74) B: 4.72" (119.89) C: 4.36" (110.74)	<b>External Elbow, Base and Cover</b> Full capacity 1¼ in. bend radius external elbow.	Office White	<b>PB3EEBCA</b> A: 6.48" (164.59) B: 4.72" (119.89) C: 6.48" (164.59)
	<b>Flat Elbow, Base and Cover</b> Full capacity 1¼ in. bend radius flat elbow.	Office White	<b>PB3FEBCA</b> A: 7.64" (194.66) B: 7.64" (194.66) C: 1.71" (43.43)	<b>Tee, Base and Cover</b> Full capacity 1¼ in. bend radius tee.	Office White	<b>PB3TCBCA</b> A: 7.37" (187.20) B: 7.08" (179.83) C: 2.72" (69.09)
	<b>Splice Cover</b> For covering potential openings where two lengths of raceway come together.	Office White	<b>PB3SC</b> A: 1.56" (39.62) B: 4.74" (120.40) C: 1.69" (42.93)	<b>Safety Strap</b> For preventing potential tampering with PB2 BaseTrak cover. Can also be used as a splice cover.	Office White	<b>PB3SS</b> A: 1.50" (38.10) B: 6.01" (152.65) C: 1.74" (44.20)
	<b>Conduit Adapter/Ceiling Fitting</b> For connecting conduit to raceway. Also use for ceiling feeds. Has combination ½ in., ¾ in., 1 in., 1¼ in. and 1½ in. trade size KOs.	Office White	<b>PB2CACF</b> A: 4.72" (119.89) B: 5.22" (132.70) C: 6.30" (160.02)	<b>Reducer</b> Reduces from PB2 BaseTrak Raceway to PW2 WallTrak Raceway.	Office White	<b>PB3REDA</b> A: 3.50" (88.90) B: 4.72" (119.89) C: 1.73" (43.94)
	<b>Transition Fitting</b> Transitions horizontal PB2 BaseTrak to vertical PW2 WallTrak PL1 LANTrak or PP1 PremiseTrak.	Office White	<b>PB3TRBC</b> A: 3.22" (81.79) B: 7.28" (184.91) C: 2.42" (61.47)	<b>Surface Panel Connector</b> For connecting PB2 Raceway with surface type panel boxes.	Office White	<b>PB3SPCA</b> A: 2.22" (56.39) B: 5.66" (143.76) C: 1.60" (40.64)
	<b>End Cap</b> For closing end of PB2 BaseTrak Raceway.	Office White	<b>PB3ECA</b> A: 2.02" (51.31) B: 4.68" (118.97) C: 1.72" (43.69)	<b>Wire Clip</b> For holding conductors in place.	Office White	<b>PB2WC</b>

Dimensions in Inches (mm)



PB3 BaseTrak®	Description	Color	Length	Catalog Number
	<b>Base and Cover</b> Three channel raceway. Available in 5 ft. (1.5m) and 10 ft. (3m) lengths.	Office White	5 ft. 10 ft.	<b>PB3BC5</b> <b>PB3BC10</b> A: 1.63" (41.40) B: 4.50" (114.30)
Device Boxes	<b>Full Capacity Boxes</b> 1-, 2- and 3-Gang boxes that allows full capacity from PB3 Raceway to box for either power or datacom applications. See page R-63 for recommended single gang "KP" plate options.	Office White	 <b>PB3FCIB (1-Gang)</b> A: 4.38" (111.25) B: 4.80" (121.92) C: 3.17" (80.52)	 <b>PB3FCIB2G (2-Gang)</b> A: 7.20" (182.88) B: 4.80" (121.92) C: 3.17" (80.52)
	<b>1-Gang In-Line Box</b> For switches, receptacles and communication devices. Provides flush look. See page R-63 for recommended plate options.	Office White	 <b>PB3IND</b> A: 4.90" (124.46) B: 3.25" (82.55) C: 1.25" (31.75)	 <b>PB3IND2G</b> Office White A: 4.90" (124.46) B: 3.25" (82.55) C: 2.44" (61.98)
	<b>Internal Elbow</b> Full capacity 1¼ in. bend radius internal elbow.	Office White	 <b>PB3IE*</b> <b>PB3IEBCA**</b> A: 4.36" (110.74) B: 4.72" (119.89) C: 4.36" (110.74)	 <b>PB3EE*</b> <b>PB3EEBCA**</b> Office White A: 6.48" (164.59) B: 4.72" (119.89) C: 6.48" (164.59)
	<b>Flat Elbow</b> Full capacity 1¼ in. bend radius flat elbow.	Office White	 <b>PB3FE*</b> <b>PB3FEBCA**</b> A: 7.64" (194.66) B: 7.64" (194.66) C: 1.71" (43.43)	 <b>PB3TCBCA**</b> Office White A: 7.37" (187.20) B: 7.08" (179.83) C: 2.72" (69.09)
Fittings	<b>Splice Cover</b> For covering potential openings where two lengths of raceway come together.	Office White	 <b>PB3SC*</b> A: 1.56" (39.62) B: 4.74" (120.40) C: 1.69" (42.93)	 <b>PB3SS*</b> Office White A: 1.50" (38.10) B: 6.01" (152.65) C: 1.74" (44.20)
	<b>Conduit Adapter/Ceiling Fitting</b> For connecting conduit to raceway. Also use for ceiling feeds. Has combination ½ in., ¾ in., 1 in., 1¼ in. and 1½ in. trade size KOs.	Office White	 <b>PB3CACF**</b> A: 4.72" (119.89) B: 5.22" (132.70) C: 6.30" (160.02)	 <b>PB3REDA**</b> Office White A: 3.50" (88.90) B: 4.72" (119.89) C: 1.73" (43.94)
	<b>Transition Fitting</b> Transitions horizontal PB3 BaseTrak to vertical PW2 WallTrak, PL1 LANTrak or PP1 PremiseTrak.	Office White	 <b>PB3TRBC**</b> A: 3.22" (81.79) B: 7.28" (184.91) C: 2.42" (61.47)	 <b>BTPB3TF*</b> Office White A: 2.22" (56.39) B: 5.66" (143.76) C: 1.35" (34.29)
	<b>Surface Panel Connector</b> For connecting PB3 Raceway with surface type panel boxes.	Office White	 <b>PB3SPCA*</b> A: 2.22" (56.39) B: 5.66" (143.76) C: 1.60" (40.64)	 <b>PB3ECA*</b> Office White A: 2.02" (51.31) B: 4.68" (118.97) C: 1.72" (43.69)
	<b>Wire Clip</b> For holding conductors in place.	Office White	 <b>PB3WC</b>	
	<b>End Cap</b> For closing end of PB3 BaseTrak Raceway.	Office White		
	<b>Safety Strap</b> Prevents potential tampering with PB3 BaseTrak cover. Can also be used as a splice cover.	Office White		
	<b>Tee</b> Full capacity 1¼ in. bend radius tee.	Office White		
	<b>External Elbow</b> Full capacity 1¼ in. bend radius external elbow.	Office White		

Note: \*Cover only. \*\*Base and Cover.  
 Dimensions in Inches (mm)



PS3 BaseTrak®	Description		Color	Length	Catalog Number
	<b>Base and Cover</b> Three channel raceway. Available in 5 ft. (1.5m) and 10 ft. (3m) lengths.		Office White	5 ft. 10 ft.	<b>PS3BC5</b> <b>PS3BC10</b> A: 1.97" (50.04) B: 6.70" (170.18)
Device Boxes	<b>Full Capacity Boxes</b> 1-, 2- and 3-Gang boxes that allows full capacity from PS3 Raceway to box for either power or datacom applications. See page R-63 for recommended single gang "KP" plate options.		Office White		<b>PS3FCIB (1-Gang)</b> A: 4.38" (111.25) B: 6.95" (176.53) C: 3.46" (87.88)
	<b>3-Gang In-Line Box</b> For any combination of power and datacom applications. Provides flush look. See page R-63 for recommended single gang "KP" plate options.		Office White		<b>PS3FCIB2G (2-Gang)</b> A: 7.20" (182.88) B: 6.95" (176.53) C: 3.46" (87.88)
			Office White		<b>PS3FCIB3G (3-Gang)</b> A: 9.96" (252.98) B: 6.95" (176.53) C: 3.46" (87.88)
Fittings	<b>Internal Elbow</b> Full capacity 1¼ in. bend radius internal elbow.	Office White	<b>PS3IE*</b> <b>PS3IEBC**</b> A: 4.36" (110.74) B: 6.93" (176.02) C: 4.36" (110.74)	<b>External Elbow</b> Full capacity 1¼ in. bend radius external elbow.	Office White <b>PS3EE*</b> <b>PS3EEBC**</b> A: 6.81" (172.97) B: 6.93" (176.02) C: 6.81" (172.97)
	<b>Flat Elbow</b> Full capacity 1¼ in. bend radius flat elbow.	Office White	<b>PS3FE*</b> <b>PS3FEBC**</b> A: 9.85" (250.19) B: 9.85" (250.19) C: 2.08" (52.83)	<b>Tee</b> Full capacity 1¼ in. bend radius tee.	Office White <b>PS3TCBC**</b> A: 10.00" (254.00) B: 9.68" (245.87) C: 3.30" (83.82)
	<b>Splice Cover</b> For covering potential openings where two lengths of raceway come together.	Office White	<b>PS3SC*</b> A: 1.56" (39.62) B: 6.95" (176.53) C: 2.03" (51.62)	<b>Safety Strap</b> Prevents potential tampering with PS3 Super BaseTrak Raceway. Can also be used as a splice cover.	Office White <b>PS3SS*</b> A: 1.50" (38.10) B: 8.24" (209.30) C: 2.08" (52.85)
	<b>Conduit Adapter/Ceiling Fitting</b> For connecting conduit to raceway. Also use for ceiling feeds. Has combination ½ in., ¾ in., 1 in., 1¼ in. and 1½ in. trade size KOs.	Office White	<b>PS3CACF**</b> A: 6.93" (176.02) B: 4.32" (109.73) C: 6.29" (159.77)	<b>Reducer</b> Reduces from PS3 Super BaseTrak Raceway to PB3 BaseTrak Raceway.	Office White <b>PS3RED**</b> A: 4.81" (122.17) B: 6.93" (176.02) C: 2.05" (52.07)
	<b>Surface Panel Connector</b> To connect PS3 Raceway with surface type panel boxes.	Office White	<b>PS3SPC*</b> A: 1.00" (25.40) B: 7.87" (199.90) C: 2.54" (64.52)	<b>End Cap</b> For closing end of PS3 Super BaseTrak Raceway.	Office White <b>PS3EC*</b> A: 1.50" (38.10) B: 6.88" (174.75) C: 2.06" (52.32)
	<b>Wire Clip</b> For holding conductors in place.	Office White	<b>PS3WC</b>		

Note: \*Cover only. \*\*Base and Cover.

Dimensions in Inches (mm)

# Non-Metallic Raceway Non-Metallic PlugTrak®

Base and Cover, Portable PlugTrak®, Device Boxes and Fittings



 Tamper-Resistant




















5 Foot Base and Cover	Amp	Circuits	# Duplex Receptacles	Receptacle Spacing (in.)	Catalog Number
	15	Single	5	12	PT155112
	15	Two	5	12	PT155212
	15	Single	4	15	PT155115
	15	Single	2	30	PT155130
	15	TR/Single	5	12	PT155112TR 
	20	Single	5	12	PT205112
	20	Two	5	12	PT205212
	20	Single	4	15	PT205115
	20	Two	4	15	PT205215
	20	Single	2	30	PT205130
	20	Single	5	12	PT205112TR 
6 Foot Base and Cover	15	Single	6	12	PT156112
	15	Two	6	12	PT156212
	15	Single	4	18	PT156118
	15	Single	3	24	PT156124
	20	Single	12	6	PT206106
	20	Two	12	6	PT206206
	20	Single	6	12	PT206112
	20	Two	6	12	PT206212
	20	Single	4	18	PT206118
	20	Two	4	18	PT206218
	20	Single	3	24	PT206124
	20	Two	3	24	PT206224
	20	Single	2	36	PT206136

Note: Each Non-Metallic PlugTrak is supplied with one PL1EC end cap and "IG" stickers for isolated ground applications.



Portable	Amp	Length (ft.)	Cord Length (ft.)	# Duplex Receptacles	Catalog Number
	15	3	6	3	PT153112P
	15	5	6	5	PT155112P
	20	3	6	2	PT203112P
	20	5	6	5	PT205112P
Supporting Mounting Clip for Portable PlugTrak.					PL1MC














Note: Includes on/off switch and circuit breaker.





Device Boxes	Description	Catalog Number	Description	Catalog Number
	1-Gang Low Profile	PDB12LP 	1-Gang Deep	PDB12D 
	1-Gang Standard	PDB12S 	2-Gang Deep Divided	PDB12TGD 
	Round Lighting Fixture	PDB12LF 		
Fittings	Internal Elbow Base and Cover	PL1IEBC 	Internal Elbow Cover Only	PL1IE 
	External Elbow Base and Cover	PL1EEBC 	External Elbow Cover Only	PL1EE 
	Flat Elbow Base and Cover	PL1FEBC 	Flat Elbow Cover Only	PL1FE 
	Tee Base and Cover	PL1TCBC 	Tee Cover Only	PL1TC 
	Splice Cover	PL1SC 	Safety Strap	PL1SS 
	Conduit Adapter/Ceiling Fitting	PLP1CACF 	End Cap	PL1EC 

Note: See page R-56 for additional information.


















**PL1MC**  
Supporting  
Mounting Clip



1-Gang "KP" Plates	Color	Catalog Number	Catalog Number	Catalog Number	Catalog Number	Catalog Number
	Office White	 <b>KP8</b> Duplex	 <b>KP26</b> Style Line®	 <b>KP1</b> Toggle	 <b>KP7</b> Receptacle (1.41 ID)	 <b>KP720</b> Receptacle (1.60 ID)
	Office White	 <b>KP14</b> Blank	 <b>KP212</b> Coax (2)	 <b>KP2140</b> Jack/Coax	 <b>KP2162</b> Modular Jacks (2)	 <b>KP2163</b> Modular Jacks (3)
	Office White	 <b>KPORTOW</b> Ortronics Series II® Data Module	 <b>KPPANOW</b> Panduit Mini-Com® Data Module	 <b>KPIMBZOW</b> 3-Unit iSTATION (Accepts all Hubbell iSTATION Modules located in Network Wiring section).		

2-Gang "KP" Plates	Color	Catalog Number	Catalog Number	Catalog Number	Catalog Number
	Office White	 <b>KP82</b> 2-Gang Duplex	 <b>KP262</b> 2-Gang Style Line®	 <b>KP2</b> 2-Gang Toggle	 <b>KP24</b> 2-Gang Blank









Note: 2-Gang "KP" plates, for use with PT12TGB and PW1TGB only.

Comm. "IFP" Plates & Frames	Color	Catalog Number	Catalog Number	Catalog Number	Catalog Number	Catalog Number
	Office White	 <b>IFP126OW</b> Style Line® 6-Port	 <b>ISF20W</b> Style Line® 2-Port	 <b>ISF30W</b> Style Line® 3-Port	 <b>ISF40W</b> Style Line® 4-Port	 <b>ISF60W</b> Style Line® 6-Port
	Office White	 <b>IFP180W</b> Duplex 2-Port	 <b>BR106C</b> Duplex 2-Port	 <b>Q106O</b> Duplex 4-Port	 <b>IFP120W</b> Flush 2-Port	 <b>IFP130W</b> Flush 3-Port
	Office White	 <b>IFP140W</b> Flush 4-Port	 <b>IFP160W</b> Flush 6-Port	 <b>IFP260W</b> 2-Gang 6-Port	 <b>IFP290W</b> 2-Gang 9-Port	 <b>IFP2120W</b> 2-Gang 12-Port

Note: Ivory metal raceway matches almond devices and plates. For HBL3000 series raceway applications, catalog number HBL3051LEV/GY must be used with plates and devices.

Frames & Modules	Description	Color	1-Gang	2-Gang
	Front loading plate will accept any modules in three unit combinations. Angled fixtures to be used in bottom opening only. See section W for additional information on Hubbell iSTATION modules. Each gang accepts 3 module units.	Office White	 <b>IMF10W</b>	 <b>IMF20W</b>

Modular connectors to be used with any plate with a standard modular opening. Not recommended for use with KP plates. For KP applications use KPIMBZOW bezel and appropriate Hubbell iSTATION modules located in section W. Use appropriate Hubbell iSTATION modules for SC fiber adapters. See section W for additional information on modular connectors.

Modular Connector Fittings	Color	Catalog Number	Catalog Number	Catalog Number	Catalog Number
	Office White	 <b>SFFX</b> F-Connector	 <b>SFST</b> ST Fiber Connector	 <b>SFBOW</b> BNC Connector	 <b>SFB10</b> Blank (10 Pack)
Modular Connector Fittings	Office White	 <b>SFRC110R</b> (Black housing only) RCA 110 Punchdown	 <b>SFSV110BK</b> (Black housing only) Super S-Video	 <b>FASCMPB6</b> SC Duplex Adapter	 <b>FASTSCMPB6</b> SC to ST Duplex Adapter

Xcelerator Modular Jacks	Color	Catalog Number	Catalog Number	Catalog Number
	Office White	 <b>HXJ5EOW</b> Cat. 5e, T568A, T568B, RJ45	 <b>HXJ6OW</b> Cat. 6, T568A, T568B, RJ45	 <b>HXJUOW</b> 6 Position USOC, RJ25

Jack Color Options (Replaces AL Suffix)

<b>OW</b> =Office White	<b>GY</b> =Gray	<b>BK</b> =Black	<b>W</b> =White	<b>OR</b> =Orange	<b>R</b> =Red	<b>Y</b> =Yellow	<b>B</b> =Blue	<b>GN</b> =Green	<b>EI</b> =Elec Ivory
-------------------------	-----------------	------------------	-----------------	-------------------	---------------	------------------	----------------	------------------	-----------------------

Panduit® and Mini-Com® are registered trademarks of Panduit Corp.  
 Ortronics® and Series II® are registered trademarks of Ortronics/Legrand.

# Non-Metallic Raceway

## Technical Information and Wire Fill Capacity Chart

Technical Information



Non-Metallic Raceway Wire Fill Capacities																		
			Power (THHN/T90 Nylon)			Voice		Data (Copper Cables)					Data (Multimode Fiber Optic Cables)					
			14 AWG	12 AWG	10 AWG	4-Pair	25-Pair	Type RG59U	Cat. 5e	Cat. 6	Cat. 6A	Cat. 6 STP	(2) or (4) Fiber Round Cable	Fiber Optic Jumpers	Fiber Optic Zip Cord			
			Wire O.D. (in.):			0.111	0.13	0.164	0.19	0.41	0.242	0.21	0.25	0.35	0.29	0.19	0.118	.12 X .24
			Wire Area (sq. in.):			0.0097	0.0133	0.0211	0.0283	0.1320	0.0460	0.0346	0.0491	0.0962	0.0660	0.0283	0.0109	0.0288
Series	Channel	Channel Area (sq. in.)	Wire Fill Capacity			40%	40%	40%	40%	40%	40%	40%	40%	40%	40%	40%		
PT1	A	0.29	5	8	5	4	1	3	3	2	1	2	4	11	4			
PP1	A	0.38	12	11	8	5	1	3	4	3	2	2	5	14	5			
PL1	A	1.03	42	34	22	15	3	9	12	8	4	6	15	38	14			
PW1	A	0.30	6	10	4	4	0	2	3	2	1	2	4	11	4			
PW2	A+B	1.60	41	36	22	23	5	14	18	13	7	10	23	59	22			
A B	A	0.81	12	22	12	11	2	7	9	7	3	5	11	30	11			
	B	0.79	12	22	10	11	2	7	9	6	3	5	11	29	11			
PB2	A+B	5.72	60	36	45	81	17	50	66	47	24	35	81	210	79			
A B	A or B	2.86	42	30	28	40	9	25	33	23	12	17	40	105	40			
PB3	A+B+C	5.57	60	36	45	79	17	48	64	45	23	34	79	204	77			
A B C	A or C	1.80	42	30	28	25	5	16	21	15	7	11	25	66	25			
	B	1.97	42	30	28	28	6	17	23	16	8	12	28	72	27			
PS3	A+B+C	10.58	72	66	78	150	32	92	122	86	44	64	150	388	147			
A B C	A or C	3.41	42	36	42	48	10	30	39	28	14	21	48	125	47			
	B	3.76	42	36	42	53	11	33	43	31	16	23	53	138	52			

Note: Pathway (Raceway) fill shall be 40% maximum. Raceway fittings and outlets/receptacles reduce the cross section of the raceway system, thus reducing overall cable fill capacity.

Recommended Plate to Box Compatibility Selection Chart																
Non-Metallic Raceway Box Series		PS3 Series				PB3 Series					PB2 Series	PDB12 Series			PT12 & PW1 Series	
Plate Style	Sample Catalog Number	IND	FCIB	FCIB2G	FCIB3G	IND	IND2G	FCIB	FCIB2G	FCIB3G	IND2G	LP, S, D	TGD	TGLV	LP(B), S(BA), D(BA)	TGB
1-Gang KP Series Plate	KP8	X	X	X	X	X	X	X	X	X	X	X	X		X	
1-Gang KP Series Bezel	KPIMBZ	X	X	X	X	X	X	X	X	X	X	X	X		X	
1-Gang Standard Data Plate	IFP12OW		X	X	X	X		X	X	X		X			X	
1-Gang iSTATION Plate Frame	IMF1OW		X	X	X	X		X	X	X		X			X	
Style Line® Data Plate	IFP126OW		X	X	X	X		X	X	X		X			X	
Duplex Data Plate	IFP18OW		X	X	X	X		X	X	X		X			X	
2-Gang iSTATION Plate Frame	IMF2OW													X		X
2-Gang Standard Data Plate	IFP29OW													X		X
2-Gang KP Series Plate	KP82															X

Note: Hubbell Office White plates and devices color match all non-metallic raceway systems.

### Physical Properties

(When tested in accordance with UL 5A)

Impact Resistance	5 ft. lbs.
Crush Resistance	300 lbs.
Temperature Range	-25.6° to 158° F
Flame Rating	UL94V-0
Material	UV Stabilized PVC

### Codes/Standards

EIA/TIA	569A
UL Standard	UL 5A
Listings	E118895 / E119190
CSA Standard	C22.2 no. 62
Certified	LR87514

### PlugTrak Specifications

Receptacle Rating	NEMA 5-15R & 5-20R
Wire	#12 AWG Stranded Copper
Receptacle Face	Thermoplastic



# Pre-Wired Raceway

## Pre-Wired Raceway Systems


Introduction

**Hubbell has been setting the standard** in the electrical industry since 1888, through innovations such as Twist-Lock®, Hospital Grade, and AUTOGUARD™ Self Test GFCI receptacles. Again, Hubbell has listened to our customers for new innovation, capacity requirements, and flexibility. We have taken raceway systems to the next level with **Pre-Wired Raceway Systems** that are manufactured to your specifications.

**Our Pre-Wired Raceway Systems** will accommodate your power and data requirements as your facility changes over time. Pre-Wired Raceways provide you with the benefit of keeping your fast track projects on schedule, and helping complete the job on time! Our Pre-Wired Raceway solutions will save up to 45% of the installation time needed for field installing component raceway parts.

### Pre-Wired Raceways are available in:

- ✓ Steel (Ivory and Gray)
- ✓ Aluminum
- ✓ Non-Metallic (Office White)



#### Quality by Design

All Hubbell Pre-Wired Raceways are UL Listed and CSA Certified. Each raceway receives a 100% quality inspection and testing prior to shipment. Pre-Wired Raceway is now available with the high quality and workmanship you have come to expect from Hubbell.



#### Labeling and Engraving

Optional labeling is available to identify branch panels and circuits at receptacle locations. Choose from adhesive labels or engraved aluminum plates.



#### Wire Identification

Wire leads are clearly labeled with corresponding circuit numbers. This aids the installer when terminating to building wiring or connecting from duct to duct. Ample wire is provided at feed locations.



## Save Time and Money, Completing the Job Quicker and On Schedule, with Hubbell...

### With Standard Raceway...



Unpack, identify and sort component parts.  
 Deliver components to work area for assembly and installation.



Measure and cut.  
 Clean and de-burr sharp edges.  
 Secure to the wall and fasten.




Pull wire.  
 Label and bundle each raceway circuit.  
 Install receptacles and test.

### With Hubbell Pre-Wired Raceway...




Pallet delivered to your worksite, labeled by room, floor area and/or building.



Unpack and install!



Installed in half the time!



### Project Support and Documentation

- ✓ A local and factory support team is there to assist in defining bills of material and project quotes, so costs can be budgeted accordingly.
- ✓ A project engineer, located at the factory, is assigned to your project as a direct point of contact.

### Manufacturing and Testing

- ✓ Precisely measured, cleanly cut, wired and assembled to your specifications.
- ✓ The wiring harness is then bundled and labeled for circuit identification for ease of installation.
- ✓ Assembly is tested for assured continuity and 100% quality inspected before kitting.



### Installs In A Snap

- ✓ Raceway ducts are kitted, labeled, and shipped by room, area or floor locations.
- ✓ Just remove raceway from the packaging and secure to the wall.
- ✓ Make power connections, snap on covers, test and you are done!



### Options:



#### Circuit Identification and Labeling:

- ✓ Adhesive Labeling
- ✓ Engraving



#### Wiring Circuits Options:

- ✓ Insulation Displacement Connectors
- ✓ Wire Nuts
- ✓ Wiring Devices

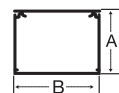


#### Kit raceway for delivery by:

- ✓ Room
- ✓ Floor
- ✓ Area
- ✓ Building

**Aluminum Pre-Wired Raceway (LINKOSITY® devices may be utilized with this Raceway Series)****HBLALU3800 Series Aluminum Raceway****Description**

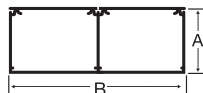
Aluminum Raceway, Single Channel,  
Satin Anodized Finish.

**Dimension**

A: 2.25" (57.15)  
B: 3.00" (76.20)

**HBLALU4800 Series Aluminum Raceway****Description**

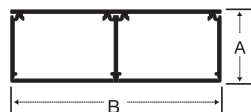
Aluminum Raceway, Two Channel,  
Satin Anodized Finish.



A: 2.25" (57.15)  
B: 6.00" (152.40)

**HBLALU5000 Series Aluminum Raceway****Description**

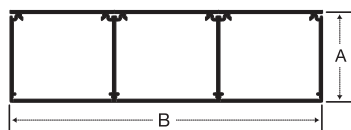
Aluminum Raceway, Two Channel,  
Satin Anodized Finish.




A: 1.75" (44.45)  
B: 5.08" (129.03)

**HBLALU7620 Series Aluminum Raceway****Description**

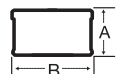
Aluminum Raceway, Three Channel,  
Satin Anodized Finish.



A: 2.25" (57.15)  
B: 7.62" (193.55)

**Steel Pre-Wired Raceway (LINKOSITY® devices may be utilized with this Raceway Series)****HBL3000 Series Metal Raceway****Description**

Steel Raceway, Single Channel,  
Ivory or Gray Finish.



A: 1.53" (38.86)  
B: 2.75" (69.85)

**HBL4750 Series Metal Raceway****Description**

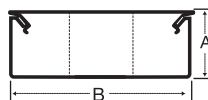
Steel Raceway, Single or  
Two Channel (with Divider),  
Ivory or Gray Finish.



A: 1.75" (44.45)  
B: 4.75" (120.65)

**HBL6750 Series Metal Raceway****Description**

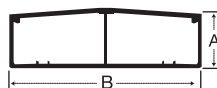
Steel Raceway, Single,  
Two Channel (with One Divider)  
or Three Channel (with Two Dividers),  
Ivory or Gray Finish.



A: 2.22" (56.39)  
B: 6.75" (171.45)

**Non-Metallic Pre-Wired Raceway****PB2 BaseTrak® Series Non-Metallic Raceway****Description**

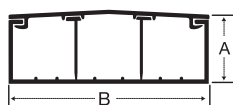
Non-Metallic Raceway,  
Two Channel,  
Office White Color.



A: 1.63" (41.40)  
B: 4.50" (114.30)

**PS3 Super BaseTrak® Series Non-Metallic Raceway****Description**

Non-Metallic Raceway,  
Three Channel,  
Office White Color.



A: 1.97" (50.04)  
B: 6.70" (170.18)



Dimensions in Inches (mm)



## UL Listed Modular Pre-Wired Raceway Systems Featuring the Flexibility of LINKOSITY® Connections

Hubbell Pre-Wired Metal Raceway with LINKOSITY® connections is a Hubbell innovation providing a flexible, modular UL Listed System that allows users to relocate furniture and equipment without the need to access the internal wiring of the raceway. The inherent flexibility of this system greatly reduces the cost of installation and future end-user costs associated with re-configuring space.

The Hubbell Metal Raceway/LINKOSITY combination can be provided as a factory assembled system or by having a licensed electrician purchase and field install the required LINKOSITY components into the metal raceway.

Features	Benefits
UL Listed, NEC Compliant assemblies	Complete code compliance minimizes design time, startup costs and building inspector acceptance.
Flexible, modular terminations	Simplifies moves, adds and changes. Reduces long term total cost of ownership.
Pre-configured, factory wired	Minimizes field wiring. Devices are custom configured to the application, tested and ready to install.
Cable rated TC-ER, MTW, STOOW	One cable suitable for use in all commercial applications
In-line 106 data/communications frame	Data/Communications may be field installed anywhere along the raceway eliminating large boxes.



Device Type	Ratings	Wires	Conductor Colors**	Length (FT)
PH = Double Ended Cable with Male/Female Straight PM = Male Single Ended Straight PN = Male Single Ended 90° PF = Female Single Ended Straight PG = Female Single Ended 90° PQ = Double Ended Cable with Female 90° PR = Double Ended Cable with Male 90° PS = Double Ended Cable with (2) 90° Connectors RF = Female Receptacle* RM = Male Receptacle (Inlet)*	20 = 20A up to 600V  23 = 20A up to 600V Specialty construction (Includes isolated ground on 6 wire and 10AWG super neutral conductor on 5 and 6 wire devices)  30 = 30A up to 600V	02 03 04 05  03 04 05 06  04	PA = Green/Yellow Black (all others)  PB = Green/Yellow White Black (all others)  PE = All Blue***  **other color codes available upon request. ***Two wire only.	001 = 1' 005 = 5' 010 = 10' 015 = 15' 020 = 20' 025 = 25' 030 = 30' 035 = 35' 040 = 40' 045 = 45' 050 = 50'

\* 1/2 inch NPT rear thread

**Example:** PH 23 06 PB 005



### Cable Assemblies

The LINKOSITY® cable assemblies are code compliant with the NEC and NFPA 79, and suitable for use in virtually any environment as either a permanent or temporary installation.



### Receptacles

The UL Listed LINKOSITY® male inlets or female receptacles provide the capability of interfacing directly with facility wiring by simply mounting into established fixed enclosures.



### Closure Caps

Protects unused devices from the harmful effects of harsh environments.



### Tees

Description	Catalog Number
LINKOSITY® M/F/F Tee, 20A, 2P	TX2002002002T00
LINKOSITY® M/F/F Tee, 20A, 3P	TX2003002003T00
LINKOSITY® M/F/F Tee, 20A, 4P	TX2004002004T00
LINKOSITY® M/F/F Tee, 20A, 5P	TX2005002005T00
LINKOSITY® M/F/F Tee, 20A SNIG, 4P	TX2304002304T00
LINKOSITY® M/F/F Tee, 20A SNIG, 6P	TX2306002306T00
LINKOSITY® M/F/F Tee, 20A SNIG, A Phase Tap	TX2306002304A00
LINKOSITY® M/F/F Tee, 20A SNIG, B Phase Tap	TX2306002304B00
LINKOSITY® M/F/F Tee, 20A SNIG, C Phase Tap	TX2306002304C00
LINKOSITY® M/F/F Tee, 30A, 4P	TX3004003004T00

### Specifications

Material	
Raceway	Steel, Anodized Aluminum
LINKOSITY Cables	UL 600V Type TC-ER, MTW, STOOW, polyurethane overmolded terminations
Codes/Standards	
Raceway	UL5, surface metal raceway and fittings C22.2 no. 62, surface metal raceway and fittings TIA/EIA 569B, commercial building standard for telecom pathways and spaces
LINKOSITY	UL2238, UL50