THIS DRAWING IS UNPUBLISHED.
VERTRAULICHE UNVEROEFFENTLICHTE ZEICHNUNG
© COPYRIGHT – By –

RELEASED FOR PUBLICATION
FREI FUER VEROEFFENTLICHUNG
– , – .

ALL RIGHTS RESERVED.
ALLE RECHTE VORBEHALTEN

MATED WITH:
PASSEND ZU:
–

| LOC | DIST |
|---|---|
| A1 | — |

PROJEKT NR.: E85–9462

REVISIONS
AENDERUNGEN

| P | LTR | DESCRIPTION BESCHREIBUNG | DATE | DWN | APVD |
|---|---|---|---|---|---|
| | B | WERKSTOFF WAR PC 10 GV | 09.02.1993 | GOEPEL | KRAEMER |
| | B1 | ZEICHNUNG IN CAD UEBERTRAGEN | 19.02.1999 | TILLE | KRAEMER |
| | B2 | ECR–10–025774 | 25JAN11 | KK | HMR |

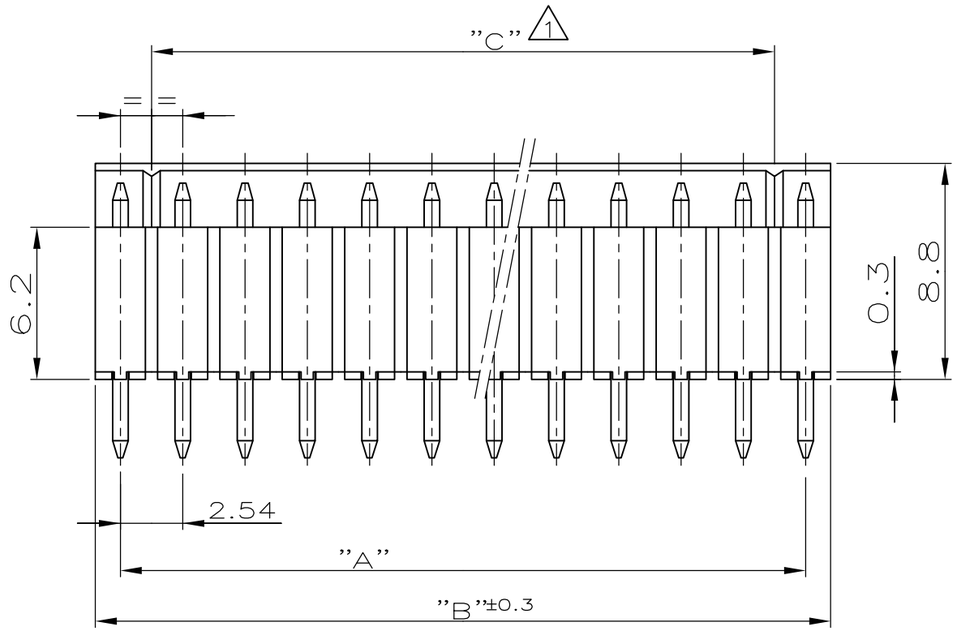


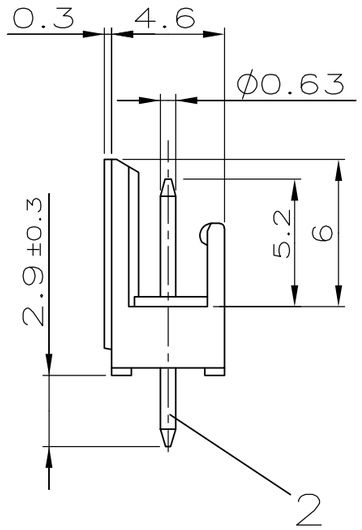


| "A" | "B ±0.3" | "C" | POLZAHL | BESTELL–NR.: | |
|---|---|---|---|---|---|
| 38.10 | 40.14 | 35.56 | 16 | ~~1–829 154–6~~ | 3 |
| 35.56 | 37.60 | 33.02 | 15 | 1–829 154–5 | |
| 33.02 | 35.06 | 30.48 | 14 | ~~1–829 154–4~~ | 3 |
| 30.48 | 32.52 | 27.94 | 13 | 1–829 154–3 | |
| 27.94 | 29.98 | 25.40 | 12 | 1–829 154–2 | |
| 25.40 | 27.44 | 22.86 | 11 | 1–829 154–1 | |
| 22.86 | 24.90 | 20.32 | 10 | ~~1–829 154–0~~ | 3 |
| 20.32 | 22.36 | 17.78 | 9 | 829 154–9 | |
| 17.78 | 19.82 | 15.24 | 8 | 829 154–8 | |
| 15.24 | 17.28 | 12.70 | 7 | 829 154–7 | |
| 12.70 | 14.74 | 10.16 | 6 | 829 154–6 | |
| 10.16 | 12.20 | 7.62 | 5 | ~~829 154–5~~ | 3 |
| 7.62 | 9.66 | 5.08 | 4 | 829 154–4 | |
| 5.08 | 7.12 | 2.54 | 3 | 829 154–3 | |
| 2.54 | 4.58 | – | 2 | 829 154–2 | |

1 KODIERSTEGE
NACH DEM ERSTEN UND VOR DEM LETZTEN KONTAKTSTIFT

2 OBERFLAECHE
KONTAKTBEREICH : 0.8µm Au UEBER 1.3µm Ni
LOETBEREICH : MIN. 2.0µm Sn UEBER 1.3µm Ni

3 OBSOLETE

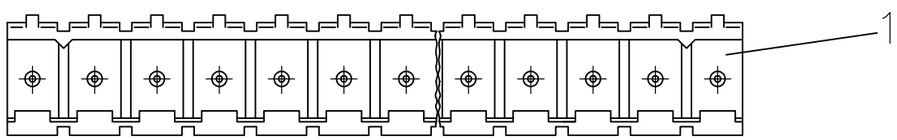


| TE PART NO | PCS. | MATERIAL | SURFACE / COLOR | DESCRIPTION | ITEM NO |
|---|---|---|---|---|---|
| – | – | – | – | – | – |
| SIEHE TABELLE | POLZAHL | CuZn | 2 | KONTAKTSTIFT | 2 |
| | 1 | PBTP 30 GV UL 94 V0 | NATUR | GEHAEUSE | 1 |

LEITERPLATTENBOHRBILD

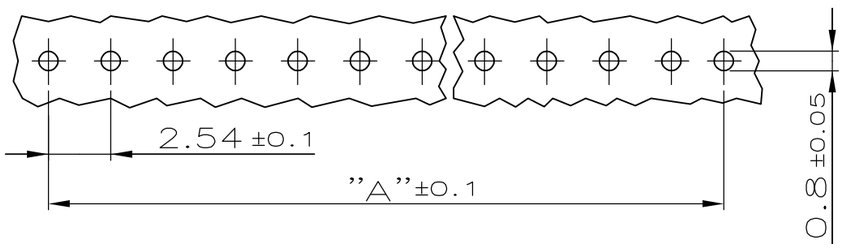


THIS DRAWING IS A CONTROLLED DOCUMENT.
DIESE ZEICHNUNG IST EIN KONTROLLIERTES DOKUMENT.

DIMENSIONS: DIMENSIONEN: mm

TOLERANCES UNLESS OTHERWISE SPECIFIED: ALLGEMEINTOLERANZEN
n. ISO 8015
n. ISO 2768 – mH –E
n. DIN 16901 – 140

| | |
|---|---|
| 0 PLC | ± 0.2 |
| 1 PLC | ± 0.2 |
| 2 PLC | ± 0.2 |
| 3 PLC | ± – |
| 4 PLC | ± – |
| ANGLES / WINKEL | ± – |

MATERIAL –
FINISH/OBERFLAECHE/FARBE –

DWN H.ATZMANN 24–FEB–88
CHK R. KRÄMER 24–FEB–88
APVD –
PRODUCT SPEC PRODUKTSPEZ. —
APPLICATION SPEC VERARBEITUNGSSPEZ. —
WEIGHT GEWICHT —

TE Connectivity

NAME
2–16 POS. AMP–QUICK PIN HEADER 180DEG
2–16 POL. AMP–QUICK STIFTLEISTE 180DEG

| SIZE | CAGE CODE | DRAWING NO ZEICHNUNGS–NR. | RESTRICTED TO NUR FUER |
|---|---|---|---|
| A3 | 00779 | C–829154 | — |

CUSTOMER DRAWING/KUNDENZEICHNUNG
SCALE MASSSTAB 4:1 | SHEET BLATT 1 OF VON 1 | REV B2